

BID NUMBER ITB FS-21-031

TO: CITY OF LONG BEACH
CITY CLERK
ATTN: MICHELLE KING
411 West Ocean Boulevard, 1st Floor
Long Beach, California 90802

**INVITATION TO BID****NEW FLEET VEHICLES****CONTRACT NO. 35930****1. COMPLETE CONTRACT:**

This Invitation to Bid, together with THE NOTICE INVITING BIDS, the entire Bid (including Specifications), or any items(s) thereof, the signature page, Instructions to Bidders, General Conditions, Special Conditions, Bid Section, Addendums, and when required, CONTRACTOR'S BOND shall become the Contract upon its acceptance by the City Manager or designee on behalf of the City of Long Beach, Contractor will be provided with a copy of the executed Contract. All materials or services provided by the Contractor shall comply with the City Charter, and all applicable Federal, State and City Laws.

2. SERVICES TO BE PROVIDED BY THE CONTRACTOR:

Contractor shall upon acceptance of this Bid by the City, furnish the goods and services herein specified according to the terms and conditions set forth herein.

3. AMOUNT TO BE PAID:

The City shall pay Contractor for the goods or services as described in the section entitled "PAYMENT" in the Instructions to Bidders.

4. CHOICE OF ALTERNATE PROVISIONS; OPTIONS; NOTIFICATION:

When alternative provisions are requested, or options are offered, Contractor will be notified as to which provision, or option, is being accepted at the same time that he is notified that he is the successful Bidder.

5. DECLARATION OF NON-COLLUSION:

The undersigned certifies or declares under penalty of perjury that this Bid is genuine and not sham or collusive, or made in the interest or on behalf of any person or entity not herein named; that the Bidder has not directly or indirectly induced or solicited any other Bidder to submit a sham bid, or any other person or entity to refrain from bidding, and that the Bidder has not in any manner sought by collusion to secure to himself any advantage over other Bidders.

BIDDER MUST COMPLETE AND SIGN BELOW:

(Signature of Corporate Officers or persons authorized to sign bids and contracts on behalf of the Contractor – refer to page 2 Instructions Concerning Signatures.)

EXECUTED AT: Covina California **ON THE** 13th **DAY OF** April, 20 21
CITY STATE MONTH


COMPANY NAME: Fleet Vehicle Source, Inc. **TIN:** XXXXXXXXXX
(FEDERAL TAX IDENTIFICATION NUMBER)

STREET ADDRESS: 979 S Village Oaks Drive **CITY:** Covina **STATE:** CA **ZIP:** 91724

PHONE: 877-315-9397 **FAX:** 626-416-3064

S/  **President**
(SIGNATURE) (TITLE)

Brian Claus **sales@usfleetsource.com**
(PRINT NAME) (EMAIL ADDRESS)

S/  **CEO**
(SIGNATURE) (TITLE)

Roy Durham **sales@usfleetsource.com**
(PRINT NAME) (EMAIL ADDRESS)

ALL SIGNATURES MUST BE NOTARIZED FOR ALL COMPANIES LOCATED OUTSIDE THE STATE OF CALIFORNIA.
NO OUT-OF-STATE BID WILL BE CONSIDERED UNLESS A NOTARIAL ACKNOWLEDGMENT IS ATTACHED.
NOTARIES ARE NOT REQUIRED FOR CALIFORNIA BIDDERS.

IN WITNESS WHEREOF the City of Long Beach has caused this contract to be executed as required by law as of the date stated below.

THE CITY OF LONG BEACH

BY _____
Director of Financial Management

Date

APPROVED AS TO FORM

_____, 20_____
 CHARLES PARKIN
 CITY ATTORNEY

Deputy

Attachment A

Debarment, Suspension, Ineligibility and Voluntary Exclusion Certification

Please read Acceptance of Certification and Instructions for Certification before completing


As a current or potential vendor for the City of Long Beach (City) your firm, through its business relationship with the City, may be the recipient of federal grant funds. As such, the City is required to document that neither your business entity or organization, nor any of your principals are debarred, suspended, ineligible, or have voluntarily been excluded from receiving federal grant funds. Consistent with Executive Order No. 12549 Title 2 CFR Part 180 Subpart C, all potential recipients of federal grant funds are required to comply with the requirements specified below. By submission of proposal/bid/agreement, the undersigned, under penalty of perjury, certifies that the participant, nor any of its principals in the capacity of owner, director, partner, officer, manager, or other person with substantial influence in the development or outcome of a covered transaction, whether or not employed by the participant:

- Are not currently under suspension, debarment, voluntary exclusion, or determination of ineligibility by any Federal department or agency;
- Have not, within a three (3) year period preceding this bid/agreement/proposal, been suspended, debarred, voluntarily excluded or declared ineligible by a federal agency;
- Do not presently have a proposed debarment proceeding pending;
- Have not, within a three (3) year period preceding this bid/agreement/proposal, been indicted or convicted, or had a civil judgment rendered against it by a court of competent jurisdiction in any matter involving fraud or official misconduct;
- Have not, within a three (3) year period preceding this bid/agreement/proposal, had one or more public transactions (Federal, State, or local) terminated for cause or default.

If reorganization, management turnover, or a shift or change of principals' status occurs, written notice must be submitted within 21 days. Subsequent disclosure of unfavorable information will be subject to thorough review and remedial action. Updated versions of this certification may be requested on a routine basis.

Where the potential prospective recipient of Federal assistance funds is unable to certify to any of the statement in this certification, such prospective participant shall attach an explanation to the applicable bid/agreement/proposal.

Fleet Vehicle Source, Inc.
Business/Contractor/Agency

Brian Clauss	President
Name of Authorized Representative	Title of Authorized Representative
	4/13/2021
Signature of Authorized Representative	Date

r20141001

If a contractor has not received a waiver from complying with the EBO and the timeframe within which it can delay implementation has expired but it has failed to comply with the EBO, the Contractor may be deemed to be in material breach of the Contract. In the event of a material breach, the City may cancel, terminate or suspend the City agreement, in whole or in part. The City also may deem the Contractor an irresponsible bidder and disqualify the Contractor from contracting with the City for a period of three years. In addition, the City may assess liquidated damages against the Contractor which may be deducted from money otherwise due the Contractor. The City may also pursue any other remedies available at law or in equity.

By my signature below, I acknowledge that the Contractor understands that to the extent it is subject to the provisions of the Long Beach Municipal Code section 2.73, the Contractor shall comply with this provision.

Printed Name: Brian Clause Title: President

Signature:  Date: 4/13/2021

Business Entity Name: Fleet Vehicle Source, Inc.

**Request for Taxpayer
Identification Number and Certification**

Give Form to the
requester. Do not
send to the IRS.

Print or type See Specific Instructions on page 2.	Name (as shown on your income tax return) US Fleet Source	
	Business name/disregarded entity name, if different from above Fleet Vehicle Source, Inc.	
	Check appropriate box for federal tax classification: <input type="checkbox"/> Individual/sole proprietor <input type="checkbox"/> C Corporation <input checked="" type="checkbox"/> S Corporation <input type="checkbox"/> Partnership <input type="checkbox"/> Trust/estate <input type="checkbox"/> Limited liability company. Enter the tax classification (C, S, partnership, etc.) <input type="checkbox"/> Other (see instructions) ▶	
	Exempt payee code (if any) _____ Exemption from FATCA reporting code (if any) _____	
	Address (number, street, and apt. or suite no.) 979 S. Village Oaks Dr. City, state, and ZIP code Covina, CA 91724 List account number(s) here (if any)	
Requester's name and address (optional)		

Part I Taxpayer Identification Number (TIN)

Enter your TIN in the appropriate box. The TIN provided must match the name given on the "Name" line to avoid backup withholding. For individuals, this is your social security number (SSN). However, for a resident alien, sole proprietor, or disregarded entity, see the Part I instructions on page 3. For other entities, it is your employer identification number (EIN). If you do not have a number, see *How to get a TIN* on page 3.

Note. If the account is in more than one name, see the chart on page 4 for guidelines on whose number to enter.

Social security number								

Employer identification number								

Part II Certification

Under penalties of perjury, I certify that:

- The number shown on this form is my correct taxpayer identification number (or I am waiting for a number to be issued to me), and
- I am not subject to backup withholding because: (a) I am exempt from backup withholding, or (b) I have not been notified by the Internal Revenue Service (IRS) that I am subject to backup withholding as a result of a failure to report all interest or dividends, or (c) the IRS has notified me that I am no longer subject to backup withholding, and
- I am a U.S. citizen or other U.S. person (defined below), and
- The FATCA code(s) entered on this form (if any) indicating that I am exempt from FATCA reporting is correct.

Certification instructions. You must cross out item 2 above if you have been notified by the IRS that you are currently subject to backup withholding because you have failed to report all interest and dividends on your tax return. For real estate transactions, item 2 does not apply. For mortgage interest paid, acquisition or abandonment of secured property, cancellation of debt, contributions to an individual retirement arrangement (IRA), and generally, payments other than interest and dividends, you are not required to sign the certification, but you must provide your correct TIN. See the instructions on page 3.

Sign
Here

Signature of
U.S. person ▶



Date ▶ 4/13/2021

General Instructions

Section references are to the Internal Revenue Code unless otherwise noted.
Future developments. The IRS has created a page on IRS.gov for information about Form W-9. At www.irs.gov/w9, information about any future developments affecting Form W-9 (such as legislation enacted after we released it) will be posted on that page.

Purpose of Form

A person who is required to file an information return with the IRS must obtain your correct taxpayer identification number (TIN) to report, for example, amounts paid to you, payments made to you in settlement of payment card and third party network transactions, real estate transactions, mortgage interest you paid, acquisition or abandonment of secured property, cancellation of debt, or contributions you made to an IRA.

Use Form W-9 only if you are a U.S. person (including a resident alien), to provide your correct TIN to the person requesting it (the requester) and, when applicable, to:

1. Certify that the TIN you are giving is correct for you are waiting for a number to be issued;
2. Certify that you are not subject to backup withholding; or
3. Claim exemption from backup withholding if you are a U.S. exempt payee. If applicable, you are also certifying that as a U.S. person, your allocable share of any partnership income from a U.S. trade or business is not subject to the

withholding tax on foreign partners' share of effectively connected income, and

4. Certify that FATCA code(s) entered on this form (if any) indicating that you are exempt from the FATCA reporting is correct.

Note. If you are a U.S. person and a requester gives you a form other than Form W-9 to request your TIN, you must use the requester's form if it is substantially similar to this Form W-9.

Definition of a U.S. person. For federal tax purposes, you are considered a U.S. person if you are:

- An individual who is a U.S. citizen or U.S. resident alien;
- A partnership, corporation, company, or association created or organized in the United States or under the laws of the United States;
- An estate (other than a foreign estate); or
- A domestic trust (as defined in Regulations section 301.701-7).

Special rules for partnerships. Partnerships that conduct a trade or business in the United States are generally required to pay a withholding tax under section 1441 on any foreign partners' share of effectively connected taxable income from such business. Further, in certain cases where a Form W-9 has not been received, the rules under section 1448 require a partnership to presume that a partner is a foreign person, and pay the section 1448 withholding tax. Therefore, if you are a U.S. person that is a partner in a partnership conducting a trade or business in the United States, provide Form W-9 to the partnership to establish your U.S. status and avoid section 1448 withholding on your share of partnership income.



City of Long Beach
Purchasing Division
333 w. Ocean Blvd 7th Floor
Long Beach, CA 90802

and conditional surplus funds of greater than \$10 million) or greater rating as reported by A.M. Best Company or equivalent, unless waived in writing by City's Risk Manager, or


- Non-admitted in the State of California with a current financial responsibility rating of A (Excellent) or better and a current financial size category (FSC) of VIII (capital surplus and conditional surplus funds of greater than \$100 million) or greater rating as reported by A.M. Best Company or equivalent, unless waived in writing by the City's Risk Manager.

- All coverages for Subcontractors shall be subject to the requirements stated herein and shall be maintained at no expense to the City.
- Contractor shall furnish the City with certificates of insurance and original endorsements providing coverage as required above. The certificates and endorsements for each insurance policy are to be signed by a person authorized by that insurer to bind coverage on its behalf.
- Before any of Contractor's or Subcontractor's employees shall do any work on the City's property, Contractor shall furnish the City with the required certificates evidencing that such insurance is being maintained. Such certificates shall specify the date when such insurance expires. Such insurance shall be maintained until after the Work under the Contract has been completed and accepted.
- Such insurance as required herein or in any other documents to be considered a part hereof shall not be deemed to limit Contractor's liability under this Contract.
- Contractor shall defend, indemnify and hold harmless the City, its officials and employees from and against any and all liability for claims for bodily injury and property damage arising out of negligent acts, omissions or errors of any employee of Contractor at the Site.
- Contractor shall list the name and location of the place of business of each Subcontractor who will perform work, labor or services for Contractor, or who specially fabricates and installs a portion of the Work or improvement in an amount in excess of one-half of one percent of Contractor's total contract cost. The Subcontractor list shall be submitted with Contractor's Bid.

By submitting a signature below, Bidder promises that insurance requirements can be provided as requested.

Printed Name: Brian Clauss

Title: President

Signature: 

Date: 4/13/2021

If a contractor has not received a waiver from complying with the EBO and the timeframe within which it can delay implementation has expired but it has failed to comply with the EBO, the Contractor may be deemed to be in material breach of the Contract. In the event of a material breach, the City may cancel, terminate or suspend the City agreement, in whole or in part. The City also may deem the Contractor an irresponsible bidder and disqualify the Contractor from contracting with the City for a period of three years. In addition, the City may assess liquidated damages against the Contractor which may be deducted from money otherwise due the Contractor. The City may also pursue any other remedies available at law or in equity.

By my signature below, I acknowledge that the Contractor understands that to the extent it is subject to the provisions of the Long Beach Municipal Code section 2.73, the Contractor shall comply with this provision.

Printed Name: Brian Clause Title: President

Signature:  Date: 4/13/2021

Business Entity Name: Fleet Vehicle Source, Inc.

Section 3. PROVISIONAL COMPLIANCE

- A. Contractor/vendor is not in compliance with the EBO now but will comply by the following date:

_____ By the first effective date after the first open enrollment process following the contract start date, not to exceed two years, if the Contractor/vendor submits evidence of taking reasonable measures to comply with the EBO; or

_____ At such time that the administrative steps can be taken to incorporate nondiscrimination in benefits in the Contractor/vendor's infrastructure, not to exceed three months; or

_____ Upon expiration of the contractor's current collective bargaining agreement(s).

- B. If you have taken all reasonable measures to comply with the EBO but are unable to do so, do you agree to provide employees with a cash equivalent? (The cash equivalent is the amount of money your company pays for spousal benefits that are unavailable for domestic partners.)
_____ Yes _____ No

Section 4. REQUIRED DOCUMENTATION


At time of issuance of purchase order or contract award, you may be required by the City to provide documentation (copy of employee handbook, eligibility statement from your plans, insurance provider statement, etc.) to verify that you do not discriminate in the provision of benefits.

Section 5. CERTIFICATION

I declare under penalty of perjury under the laws of the State of California that the foregoing is true and correct and that I am authorized to bind this entity contractually. By signing this certification, I further agree to comply with all additional obligations of the Equal Benefits Ordinance that are set forth in the Long Beach Municipal Code and in the terms of the contract of purchase order with the City.

Executed this 13th day of April, 2021, at Yorba Linda, California

Name Brian Clauss

Signature 

Title President

Federal Tax ID No. 

BID NUMBER ITB FS-21-031

TO: CITY OF LONG BEACH
CITY CLERK
ATTN: MICHELLE KING
411 West Ocean Boulevard, 1st Floor
Long Beach, California 90802



INVITATION TO BID

NEW FLEET VEHICLES

CONTRACT NO. _____

1. COMPLETE CONTRACT:

This Invitation to Bid, together with THE NOTICE INVITING BIDS, the entire Bid (including Specifications), or any items(s) thereof, the signature page, Instructions to Bidders, General Conditions, Special Conditions, Bid Section, Addendums, and when required, CONTRACTOR'S BOND shall become the Contract upon its acceptance by the City Manager or designee on behalf of the City of Long Beach. Contractor will be provided with a copy of the executed Contract. All materials or services provided by the Contractor shall comply with the City Charter, and all applicable Federal, State and City Laws.

2. SERVICES TO BE PROVIDED BY THE CONTRACTOR:

Contractor shall upon acceptance of this Bid by the City, furnish the goods and services herein specified according to the terms and conditions set forth herein.

3. AMOUNT TO BE PAID:

The City shall pay Contractor for the goods or services as described in the section entitled "PAYMENT" in the Instructions to Bidders.

4. CHOICE OF ALTERNATE PROVISIONS; OPTIONS; NOTIFICATION:

When alternative provisions are requested, or options are offered, Contractor will be notified as to which provision, or option, is being accepted at the same time that he is notified that he is the successful Bidder.

5. DECLARATION OF NON-COLLUSION:

The undersigned certifies or declares under penalty of perjury that this Bid is genuine and not sham or collusive, or made in the interest or on behalf of any person or entity not herein named; that the Bidder has not directly or indirectly induced or solicited any other Bidder to submit a sham bid, or any other person or entity to refrain from bidding, and that the Bidder has not in any manner sought by collusion to secure to himself any advantage over other Bidders.

BIDDER MUST COMPLETE AND SIGN BELOW:

(Signature of Corporate Officers or persons authorized to sign bids and contracts on behalf of the Contractor – refer to page 2 Instructions Concerning Signatures.)

EXECUTED AT: Covina California ON THE 13th DAY OF April 20 21
CITY STATE MONTH

COMPANY NAME: Fleet Vehicle Source, Inc. TIN: [REDACTED]
(FEDERAL TAX IDENTIFICATION NUMBER)

STREET ADDRESS: 979 S Village Oaks Drive CITY: Covina STATE: CA ZIP: 91724

PHONE: 877-315-9397 FAX: 626-416-3064

S/ [Signature] President
(SIGNATURE) (TITLE)

Brian Clauss sales@usfleetsource.com
(PRINT NAME) (EMAIL ADDRESS)

S/ [Signature] CEO
(SIGNATURE) (TITLE)

Roy Durham sales@usfleetsource.com
(PRINT NAME) (EMAIL ADDRESS)

ALL SIGNATURES MUST BE NOTARIZED FOR ALL COMPANIES LOCATED OUTSIDE THE STATE OF CALIFORNIA.
NO OUT-OF-STATE BID WILL BE CONSIDERED UNLESS A NOTARIAL ACKNOWLEDGMENT IS ATTACHED.
NOTARIES ARE NOT REQUIRED FOR CALIFORNIA BIDDERS.

IN WITNESS WHEREOF the City of Long Beach has caused this contract to be executed as required by law as of the date stated below.

THE CITY OF LONG BEACH

BY _____ Date _____
Director of Financial Management

APPROVED AS TO FORM
June 23, 2021
CHARLES PARKIN
CITY ATTORNEY
Deputy

BID NUMBER ITB FS-21-031

TO: CITY OF LONG BEACH
CITY CLERK
ATTN: MICHELLE KING
411 West Ocean Boulevard, 1st Floor
Long Beach, California 90802



INVITATION TO BID

NEW FLEET VEHICLES

CONTRACT NO. _____

1. COMPLETE CONTRACT:

This Invitation to Bid, together with THE NOTICE INVITING BIDS, the entire Bid (including Specifications), or any items(s) thereof, the signature page, Instructions to Bidders, General Conditions, Special Conditions, Bid Section, Addendums, and when required, CONTRACTOR'S BOND shall become the Contract upon its acceptance by the City Manager or designee on behalf of the City of Long Beach, Contractor will be provided with a copy of the executed Contract. All materials or services provided by the Contractor shall comply with the City Charter, and all applicable Federal, State and City Laws.

2. SERVICES TO BE PROVIDED BY THE CONTRACTOR:

Contractor shall upon acceptance of this Bid by the City, furnish the goods and services herein specified according to the terms and conditions set forth herein.

3. AMOUNT TO BE PAID:

The City shall pay Contractor for the goods or services as described in the section entitled "PAYMENT" in the Instructions to Bidders.

4. CHOICE OF ALTERNATE PROVISIONS; OPTIONS; NOTIFICATION:

When alternative provisions are requested, or options are offered, Contractor will be notified as to which provision, or option, is being accepted at the same time that he is notified that he is the successful Bidder.

5. DECLARATION OF NON-COLLUSION:

The undersigned certifies or declares under penalty of perjury that this Bid is genuine and not sham or collusive, or made in the interest or on behalf of any person or entity not herein named; that the Bidder has not directly or indirectly induced or solicited any other Bidder to submit a sham bid, or any other person or entity to refrain from bidding, and that the Bidder has not in any manner sought by collusion to secure to himself any advantage over other Bidders.

BIDDER MUST COMPLETE AND SIGN BELOW:

(Signature of Corporate Officers or persons authorized to sign bids and contracts on behalf of the Contractor – refer to page 2 Instructions Concerning Signatures.)

EXECUTED AT: Covina California ON THE 13th DAY OF April, 2021.
CITY STATE MONTH

COMPANY NAME: Fleet Vehicle Source, Inc. TIN: [REDACTED]
(FEDERAL TAX IDENTIFICATION NUMBER)

STREET ADDRESS: 979 S Village Oaks Drive CITY: Covina STATE: CA ZIP: 91724

PHONE: 877-315-9397 FAX: 626-416-3064

S/ [Signature] President
(SIGNATURE) (TITLE)

Brian Clauss sales@usfleetsource.com
(PRINT NAME) (EMAIL ADDRESS)

S/ [Signature] CEO
(SIGNATURE) (TITLE)

Roy Durham sales@usfleetsource.com
(PRINT NAME) (EMAIL ADDRESS)

ALL SIGNATURES MUST BE NOTARIZED FOR ALL COMPANIES LOCATED OUTSIDE THE STATE OF CALIFORNIA.
NO OUT-OF-STATE BID WILL BE CONSIDERED UNLESS A NOTARIAL ACKNOWLEDGMENT IS ATTACHED.
NOTARIES ARE NOT REQUIRED FOR CALIFORNIA BIDDERS.

IN WITNESS WHEREOF the City of Long Beach has caused this contract to be executed as required by law as of the date stated below.

THE CITY OF LONG BEACH

BY _____
Director of Financial Management

Date

APPROVED AS TO FORM

_____, 20_____
CHARLES PARKIN
CITY ATTORNEY

Deputy

BID NUMBER ITB FS-21-031

The City of Long Beach is committed to provide maximum opportunities for Disadvantaged, Minority, Women and Long Beach Business Enterprises (DBEs, MBEs, WBEs and Local) to compete successfully in supplying our needs for products and services.

The following information is submitted regarding the Bidder:**Legal Form of Bidder:**

Corporation ☒ State of California
Partnership ☐ State of _____
General ☐ Limited ☐
Joint Venture ☐
Individual ☐ DBA US Fleet Source, Inc.
Limited Liability Company ☐ State of _____

Composition of Ownership (more than 51% of ownership of the organization):**OPTIONAL****Ethnic (Check one):**

☐ Black ☐ Asian ☐ Other Non-white
☐ Hispanic ☒ American Indian ☐ Caucasian

Non-ethnic Factors of Ownership (check all that apply):

☒ Male ☒ Yes - Physically Challenged ☒ Under 65
☐ Female ☐ No - Physically Challenged ☐ Over 65

Is the firm certified as a Disadvantaged Business: ☐ Yes ☒ No

Has firm previously been certified as a minority-owned and/or woman-owned business enterprise by any other agency?

☐ Yes ☒ No

Name of certifying agency: _____

INSTRUCTIONS CONCERNING SIGNATURES

Please use the proper notary form, which applies to your type of organization on all Bid documents, attachments and bonds requiring a signature by officers of your company.

NOTE: FAILURE TO COMPLY MAY RESULT IN DISQUALIFICATION OF YOUR BID.

INDIVIDUAL (Doing Business As)

- The only acceptable signature is the owner of the company. (Only one signature is required.)
- The owner's signature must be notarized if the company is located outside of the state of California.

PARTNERSHIP

- The only acceptable signature(s) is/are that of the general partner or partners.
- Signature(s) must be notarized if the partnership is located outside of the state of California.

CORPORATION

- Two (2) officers of the corporation must sign.
- Each signature must be notarized if the corporation is located outside of the state of California.

OR

- The signature of one officer or the signature of person other than an officer is acceptable if the Bid is accompanied by a certified corporate resolution granting authority to said person to execute contracts on behalf of the corporation.
- Signature(s) must be notarized if the corporation is located outside of the state of California.

LIMITED LIABILITY COMPANY

- The signature on the Bid must be a member or, if the Articles provide for a manager, must be the manager. (Only one signature is required.)
- Signature must be notarized if the company is located outside of the state of California.

ACKNOWLEDGMENT

A notary public or other officer completing this certificate verifies only the identity of the individual who signed the document to which this certificate is attached, and not the truthfulness, accuracy, or validity of that document.

State of California

County of _____)

On _____ before me, _____
(insert name and title of the officer)

personally appeared _____,
who proved to me on the basis of satisfactory evidence to be the person(s) whose name(s) is/are
subscribed to the within instrument and acknowledged to me that he/she/they executed the same
in his/her/their authorized capacity(ies), and that by his/her/their signature(s) on the instrument the
person(s), or the entity upon behalf of which the person(s) acted, executed the instrument.

I certify under PENALTY OF PERJURY under the laws of the State of California that the foregoing
paragraph is true and correct.

WITNESS my hand and official seal.

Signature _____ (Seal)

OPTIONAL

Though the data below is not required by law, it may prove valuable to persons relying on the document and could prevent fraudulent reattachment of this form.

CAPACITY CLAIMED BY SIGNER

- ☐ INDIVIDUAL
☐ CORPORATE OFFICER

TITLE(S) _____

- ☐ PARTNER(S) ☐ LIMITED
☐ GENERAL
☐ ATTORNEY-IN-FACT
☐ TRUSTEE(S)
☐ GUARDIAN/CONSERVATOR
☐ OTHER:

SIGNER IS REPRESENTING:

NAME OF PERSON(S) OR ENTITY(IES): _____

DESCRIPTION OF ATTACHED DOCUMENT_____
TITLE OR TYPE OF DOCUMENT_____
NUMBER OF PAGES_____
DATE OF DOCUMENT_____
SIGNER(S) OTHER THAN NAMED ABOVE

INSTRUCTIONS TO BIDDERS

1. PREPARATION OF BID:

The preparation of the Bid, including visits to the Site prior to submittal of the Bid, shall be at the expense of Bidder. All prices and notations must be typewritten or written in ink. Any markings in pencil shall not form part of the Bid and shall be disregarded by the City. Any changes or corrections in the Bid must be initialed in ink by the person signing the Bid. Bidder shall state brand name or make of each item bid. If not bidding on item as described, the manufacturer's name and catalog number of the substitute must be given. Bidder shall also attach specifications and furnish other data to establish the suitability of the substitute. Bidder shall quote separately on each item. Bidder shall quote his lowest price and best delivery date as no changes are permitted after the bid opening. Cash discounts offered for payment within fourteen (14) days or less will not be considered when evaluating bids. No telephonic, telegraphic or fax Bids are acceptable.

NOTE: ALL PAGES OF THE INVITATION TO BID MUST BE RETURNED.

2. EXAMINATION OF BID:

Bidder is responsible for examining the Invitation to Bid and submitting its Bid complete and in conformance with these instructions.

3. CONDITIONS OF WORK:

Bidder shall carefully examine the Site to become fully informed regarding all existing and expected conditions and matters, which could affect performance, cost or time of the Work.

4. DISCREPANCIES IN BID DOCUMENTS:

If Bidder finds discrepancies in or omissions from the Invitation to Bid, if the intent of the Invitation is not clear, or if provisions of the Specifications restrict Bidder from bidding, he may request in writing that the deficiency(s) be modified. Such request must be received by the City Purchasing Agent at least five (5) working days before bid opening date. Bidders will be notified by Addendum of any approved changes in the Invitation to Bid.

5. ORAL STATEMENTS:

The City of Long Beach shall not be bound by oral statements made by any employee or agent concerning this Invitation to Bid. If Bidder requires specific information, Bidder must request it in writing and obtain a reply in writing from the City.

6. BRAND NAMES AND SPECIFICATIONS:

The detailed specifications and/or brand names stated are descriptive only and indicate quality, design and construction of items required. Offers will be considered to supply articles substantially the same as those described herein but with minor variations. Bidders must describe variations in the Bid. Substitute items must be equal in quality, utility and performance. The phrase "or approved equal" throughout the specifications means that the City in its sole and absolute discretion shall make the final determination whether or not the substitute items are equal.

7. AWARD:

Bid shall be subject to acceptance by the City for a period of three (3) months unless a lesser period is prescribed in the quotation by Bidder. The City reserves the right to award all items to one Bidder, or to award separate items or groups of items to various Bidders, or to increase or decrease the quantities of any item. Bidder may submit alternate prices or name a lump sum or discount conditional on two or more items being awarded to him.

The City's purchases of goods and services are based on the City's actual needs and requirements. The City is obligated under this contract/purchase order to purchase and pay for only those goods and services that the City needs and requires, and that the City actually orders and receives. Any dollar amount identified as a "not to exceed:" amount in any City document is not a guaranteed payment amount to any contractor or service provider. Furthermore, the City may determine that its needs and requirements may be met by City labor or by a second contractor or service provider, even after an award is made to one contractor or service provider. An award is not a promise or guarantee of exclusivity.

Bidders are cautioned that comments and statements, whether oral or written, made by City employees regarding the validity of Bids, the waiver of deviations from Specifications, the possibility or probability of an award being made to a particular Bidder, and other similar matters are NOT binding on the City. Bidders should not order materials, obtain financing or take other actions based on such comments and statements. Only authorization of a Contract by the City Council or issuance of a Purchase Order is conclusive and binding on the City with respect to this Bid and its resulting Contract or Purchase Order. However, prior to authorization by the City Council or issuance of the Purchase Order, Bidders may rely on: (1) approval of an "equal" or "substitute" item which will be issued in writing, and (2) written notice of intent to award by the City Council, which is often issued prior to the authorization by the City Council so that a Bidder can order materials that have a long lead time.

8. PAYMENT:

Payment terms are NET/30 unless Bidder otherwise quotes. All Cash Discounts shall be taken and computed from the date of delivery or completion and acceptance of the material, or from date of receipt of invoice, whichever occurs last. Invoices must be submitted as specified at the time of shipping authorization. Partial payments may be made by the City on delivery & acceptance of goods and on receipt of goods and on receipt of Contractor's invoice.

In the event the Contract to be awarded hereunder, including specifications and other documents incorporated therein by reference, provides for the withholding of moneys by the City to ensure performance of such Contract, Contractor may deposit with the City, as a substitute for said withheld moneys, securities listed in Section 16430 of the California Government Code or bank or savings and loan certificates of deposit, or both, equivalent to the amount withheld, provided Contractor requests permission to make such substitution and bears all expenses in connection therewith.

9. SAFETY APPROVAL:

Where required by City Regulations, any items delivered must carry Underwriters Laboratories Approval or City of Long Beach City Safety Officer approval. Failure to so comply will be cause to reject Bid. Also, any equipment must conform with the Safety Orders of the California Division of Industrial Safety and OSHA regulations.

10. BUSINESS LICENSE:

The Long Beach Municipal Code (LBMC) requires all businesses operating in the City of Long Beach to pay a business license tax. In some cases the City may require a regulatory permit and/or evidence of a State or Federal license. Prior to issuing a business license, certain business types will require the business license application and/or business location to be reviewed by the Development Services, Fire, Health, and/or Police Departments. For more information, go to www.longbeach.gov/finance/business_license.

INSTRUCTIONS TO BIDDERS

11. PUBLIC WORK AND PREVAILING WAGES:

The Contractor to whom the contract is awarded, along with its subcontractors, shall pay not less than the general prevailing rate of per diem, holiday and overtime wages established by the Department of Industrial Relations (DIR) of the State of California for the locality in which the public work is to be performed for each craft, classification or type of worker needed to execute the contract. Refer to the California DIR's website, <http://www.dir.ca.gov/dlsr> for such prevailing wages and additional information.

The Director of Public Works of the City by and on behalf of the City Council has obtained from the Director of the Department of Industrial Relations of the State of California the general prevailing rate of per diem wages and the general prevailing rate of holiday and overtime work in the locality in which the public work is to be performed for each craft, classifications or type of workers needed to execute the Contract, and the same is on file with the City Engineer, 9th floor, City Hall, 333 W. Ocean Boulevard, Long Beach, California 90802. It shall be mandatory upon the Contractor to whom the Contract is awarded, and his Subcontractors to pay not less than the said prevailing rate of wages to all workers employed by Contractor or said Subcontractors in the execution of the Contract.

12. RIGHT TO REJECT:

The City reserves the right to reject at any time any or all Bids, or parts thereof, and to waive any variances, technicalities and informalities which do not impair the quality, utility, durability or performance of the items.

13. SAMPLES:

Samples of items when requested or required must be furnished to the City free of expense to the City and, if not destroyed by tests, will upon request be returned at Bidder's expense.

14. PRICES:

Prices shall be in accordance with those extended to other governmental agencies. In case of error in extension of prices, unit price will govern. All prices must be firm for the Contract term unless the City specifically provides for adjustment.

15. CITY'S POLICY FOR MINORITY AND WOMEN-OWNED BUSINESSES:

The City of Long Beach is committed to providing maximum opportunities for Disadvantaged, Minority, Women and Long Beach Business Enterprises (DBEs, MBEs, WBEs and Local) to compete successfully in supplying our needs for products and services.

SUBCONTRACTORS

To assist the City in maintaining records of its Minority and Women Outreach Program, Bidder is requested to provide the following information. Answers are optional, and failure to answer will not disqualify Bid. If additional space is required, Bidder shall attach a separate sheet.

The following Minority- or Woman-owned subcontractors are to be utilized to provide equipment, material, supplies and/or services for this Contract requirement:

Company Name: _____

Address: _____

Commodity/Service Provided: _____

Circle appropriate designation: MBE WBE

Ethnic Factors of Ownership: (more than 51%)

Black	()	American Indian	()
Hispanic	()	Other Non-white	()
Asian	()	Caucasian	()

Certified by: _____

Valid thru: _____

Dollar value of participation: \$ _____

16. BID SUBMITTAL AND WITHDRAWAL OF BIDS:

Each Bid must be submitted electronically in our electronica bidding system on or before the due date. Bids will not be accepted after the date and time stated herein. You are REQUIRED to MAIL ONLY the signed WET signature page, notary document or any additional documents for signatures. YOU CANNOT DELIVER TO CITY HALL.

SUBMIT TO:
CITY OF LONG BEACH
CITY CLERK – ATTN: MICHELLE KING
411 W OCEAN BLVD, 1ST FLOOR
LONG BEACH CA 90802

BID DUE DATE: APRIL 8, 2021

TIME: 11:00 am

IF BIDDER HAS ANY QUESTIONS REGARDING THIS INVITATION TO BID PLEASE CONTACT THE FOLLOWING CITY PERSONNEL.

<u>MICHELLE KING</u>	<u>(562) 570-6020</u>
BUYER	TELEPHONE NUMBER

17. BID OPENING PROCEDURES:

All bids are publicly posted on the City's online system at the date and time noted on the Invitation to Bid.

Bid results are posted on the City's online system as soon as they have been reviewed for responsiveness. Bids are awarded to the lowest responsible and responsive bidder meeting the City's specifications. Bid results will not be given out via telephone, City email, or facsimile.

CAUTION: Only the City Council has authority to make an award, and a contract is not in effect until the City Council makes an award and contract documents (including insurance and bonds) are signed, submitted and approved.

Bid protest procedures are in the bid document. Protests must be submitted within five (5) business days following the electronic notification of intent to award.

18. INTER-AGENCY PARTICIPATION:

IF OTHER AGENCIES EXPRESS AN INTEREST IN PARTICIPATING IN THIS BID, WOULD YOU SUPPLY THE SAME ITEMS.

YES X NO _____

(If yes, any agency electing to participate in this Bid will order its own requirements without regard to the City of Long Beach. The City of Long Beach assumes no liability or payment guarantee on any units sold to participating agencies.)

19. AMERICANS WITH DISABILITIES ACT:

INSTRUCTIONS TO BIDDERS

Contractor shall have and be allocated the sole responsibility to comply with the Americans with Disabilities Act of 1990 ("ADA") with respect to performance hereunder and contractor shall defend, indemnify and hold the City, its officials and employees harmless from and against any and all claims of failure to comply with or violation of the ADA as said claim relates to this Contract.

20. EQUAL BENEFITS ORDINANCE:

Bidders/Proposers are advised that any contract awarded pursuant to this procurement process shall be subject to the applicable provisions of Long Beach Municipal Code section 2.73 et seq., the Equal Benefits Ordinance. Bidders/Proposers shall refer to Attachment/Appendix for further information regarding the requirements of the Ordinance.

All Bidders/Proposers shall complete and return, with their bid/proposal, the Equal Benefits Ordinance Compliance form contained in the Attachment/Appendix. Unless otherwise specified in this procurement package, Bidders/Proposers do not need to submit supporting documentation verifying with their bids/proposals. However, supporting documentation verifying that the benefits are provided equally shall be required if the Bidder/Proposer that is selected for award of a contract.

1. Acceptance of the offer contained in this Contract is expressly limited to the terms and conditions of such offer as herein stated.
2. No charges for taxes, transportation, boxing, packaging, crating or returnable containers will be allowed and paid by the City unless separately stated hereon. All sales, use, excise or similar taxes to be paid by the City must be itemized separately hereon and on invoices. The City is exempt from payment of Federal Excise Tax under Certificate No. 95-73 0502K and none shall be charged to the City.
3. The City's obligation to pay the sum herein stated for any one fiscal year shall be contingent upon the City Council of the City appropriating the necessary funds for such payment by the City in each fiscal year during the term of this Contract. For the purposes of this section a fiscal year commences on October 1 of the year and continues through September 30 of the following year. In the event that the City Council of the City fails to appropriate the necessary funds for any fiscal year, then, and in that event, the Contract will terminate at no additional cost or obligation to the City.
4. Contractor shall deliver the materials, equipment, supplies or services, or cause the work to be performed, within the time and in the manner specified in the Contract. Times and dates stated herein are of the essence. If at any time Contractor has reason to believe that deliveries will not be made as scheduled, written notice setting forth the cause of the anticipated delay shall be given immediately to the City. Deliveries must be prepaid. C.O.D. shipments will not be accepted.
5. The City reserves the right at any time to make changes in drawings and specifications, in methods of shipment and packaging and in place of delivery as to any articles covered by this Contract. In such event there will be made an equitable adjustment in price and time of performance mutually satisfactory to Contractor and the City; but any claim by Contractor for such an adjustment must be made within thirty (30) days of such change.
6. Contractor warrants that the goods, machinery or equipment delivered or the work performed hereunder shall conform to the specifications, drawings, samples or other description specified by the City and shall be fit and sufficient for the purpose intended, merchantable, of good material and workmanship, in good working order and free from defect or faulty workmanship for a period of ninety (90) days. When defective goods, machinery, or equipment or faulty workmanship is discovered which requires repair or replacement pursuant to this warranty, Contractor shall provide all labor, materials, parts and equipment to correct such defect at no expense to the City.
7. Contractor shall indemnify, protect and hold harmless City, its Boards, Commissions, and their officials, employees and agents ("Indemnified Parties"), from and against any and all liability, claims, demands, damage, loss, obligations, causes of action, proceedings, awards, fines, judgments, penalties, costs and expenses, including attorneys' fees, court costs, expert and witness fees, and other costs and fees of litigation, arising or alleged to have arisen, in whole or in part, out of or in connection with (1) Contractor's breach or failure to comply with any of its obligations contained in this Contract, including any obligations arising from the Contractor's compliance with or failure to comply with applicable laws, including all applicable federal and state labor requirements including, without limitation, the requirements of California Labor Code section 1770 et seq. or (2) negligent or willful acts, errors, omissions or misrepresentations committed by Contractor, its officers, employees, agents, subcontractors, or anyone under Contractor's control, in the performance of work or services under this Contract (collectively "Claims" or individually "Claim").

In addition to Contractor's duty to indemnify, Contractor shall have a separate and wholly independent duty to defend Indemnified Parties at Contractor's expense by legal counsel approved by City, from and against all Claims, and shall continue this defense until the Claims are resolved, whether by settlement, judgment or otherwise. No finding or judgment of negligence, fault, breach, or the like on the part of Contractor shall be required for the duty to defend to arise. City shall notify Contractor of any Claim, shall tender the defense of the Claim to Contractor, and shall assist Contractor, as may be reasonably requested, in the defense.

If a court of competent jurisdiction determines that a Claim was caused by the sole negligence or willful misconduct of Indemnified Parties, Contractor's costs of defense and indemnity shall be (1) reimbursed in full if the court determines sole negligence by the Indemnified Parties, or (2) reduced by the percentage of willful misconduct attributed by the court to the Indemnified Parties.

If the Contractor elects to use subcontractors, Contractor agrees to require its subcontractors to indemnify Indemnified Parties and to provide insurance coverage to the same extent as Contractor. The provisions of this Section shall survive the expiration or termination of this Contract.

8. The City reserves the right to terminate this Contract at any time in whole or in part even though Contractor is not in default hereunder. In such event there will be made an equitable adjustment of the terms that is mutually satisfactory to the City and Contractor. Upon receipt of any notice of such termination, Contractor shall, unless such notice otherwise directs, immediately discontinue all work on the Contract and deliver, if and as directed, to the City all completed and partially completed articles, work in process and materials purchased or acquired for performance of the Contract. The provisions of this section shall not limit or affect the right of the City to terminate this Contract immediately upon written notice of breach.

9. The City reserves the right to cancel this Contract or any part thereof and reject delivery of goods if delivery is not undertaken and completed when specified and in accordance with specifications. Contractor shall be charged for any direct losses, but not any consequential damages, sustained by the City by reason of such delay or failure, excepting losses caused by a delay for reasons beyond Contractor's reasonable control. Direct losses shall include any costs to the city in excess of the Contract price of obtaining goods from other sources similar to those cancelled or rejected hereunder.
10. The City shall pay to Contractor the price(s) specified in the Contract on delivery of the materials, equipment, supplies or services and acceptance thereof by the City Manager or his designee, or upon completion of the work to be performed and accepted thereof, as specified in the Contract. Defective articles or articles not in accordance with the City's specifications shall be held for Contractor's instructions at Contractor's risk, and if Contractor so directs will be returned at Contractor's expense.
11. No return or exchange of material, equipment or supplies shall be permitted without written approval of the City Purchasing Agent.
12. All royalties for patents, or changes for the use of patents, which may be involved in any article to be furnished under this Contract shall be included in the Contract price.
13. In cases where a price subject to escalation has been agreed upon, the price escalation shall be shown as a separate item on the invoice. Unless an escalator clause has been shown as a specific part of this Contract Contractor shall not be entitled to reimbursement for costs incurred due to escalation.
14. All materials, supplies and equipment provided under this Contract shall be in full compliance with the Safety Orders and Regulations of the Division of Industrial Safety of the State of California, Title 8, California Code of Regulations (CAL/OSHA) and all applicable OSHA regulations as well as all other applicable California Code of Regulations. Contractor shall indemnify and hold the City, its officials, and employees harmless for, of and from any and all loss, including but not limited to fines, penalties and corrective measures, the City may sustain by reason of Contractor's failure to comply with said laws, rules and regulations in connection with the performance of this Contract.
15. Contractor shall keep confidential and not disclose to others or use in any way to the detriment of the City confidential business or technical information that the City may disclose in conjunction with this Contract or Contractor may learn as a result of performing this Contract.
16. This Contract shall not be assigned in whole or in part, nor any duties delegated without the City's prior written approval.
17. The remedies herein reserved shall be cumulative and additional to any other remedies at law or in equity. The waiver of any breach of this Contract shall not be held to be a waiver of any other or subsequent breach. The City's failure to object to provisions contained in any communication from Contractor shall not be deemed an acceptance of such provisions or a waiver of the provisions of this Contract.
18. This Contract shall not be amended or modified, except by written agreement signed by the parties and expressly referring to this Contract.
19. Contractor shall indemnify, hold harmless and defend the City, its officials and employees from any damage, claim, loss, cost, liability, cause of action or expense, including reasonable attorney's fees, whether or not reduced to judgment, arising from any infringement or claimed infringement of any patent, trademark or copyright, or misappropriation of confidential information or trade secrets of any third party and based on the manufacture, sale or use of goods, machinery or equipment supplied hereunder.
20. Contractor shall furnish further itemization and breakdown of the Contract price when requested by the City.
21. Contractor, in the performance of any work or the furnishing of any labor under this Contract, shall be considered as an independent contractor. Contractor, his agents and employees shall not be considered as employees of the City.
22. Contractor and subcontractor(s) shall not discriminate against any person in the performance of this Contract and shall comply with applicable federal, state and city equal employment opportunity laws, ordinances, rules and regulations. Contractor and subcontractor(s) shall not discriminate against any employee or applicant for employment or against any subcontractor on the basis of race, color, religion, national origin, sex, sexual orientation, AIDS, HIV status, age, disability, or handicap, subject to federal and state laws, rules and regulations.
23. Contractor shall comply with all applicable federal, state and local laws pertaining to the subject matter hereof.
24. Contractor shall submit samples of all documents that Contractor may require the City to execute to complete this transaction. By accepting these samples as part of the bid or by awarding the Contract to a Contractor who has submitted said samples, the City

does not agree to the terms stated in said samples. This Invitation to Bid and Contractor's bid shall take priority over said samples and this Invitation and Contractor's bid shall become the Contract between the City and the Contractor.

25. All quantities stated herein are only ESTIMATES. The City reserves the right to increase or decrease these estimated quantities based on its actual needs and funds available.
26. The City reserves the right to exercise, at its option, an increase in expenditures by ten (10) percent annually, but the City does not guarantee such an increase.
27. Contractor shall cooperate with the City in all matters relating to taxation and the collection of taxes, particularly with respect to the self-accrual of use tax. Contractor shall cooperate as follows: (i) for all leases and purchases of materials, equipment, supplies or other tangible personal property totaling over \$100,000 shipped from outside California, a qualified Contractor shall complete and submit to the appropriate governmental entity the form in Appendix "A" attached hereto; and (ii) for construction contracts and subcontracts totaling \$5,000,000 or more, Contractor shall obtain a sub-permit from the California Board of Equalization for the Work site. "Qualified" means that the Contractor purchased at least \$500,000 in tangible personal property that was subject to sales or use tax in the previous calendar year.

In completing the form and obtaining the permit(s), Contractor shall use the address of the Work site as its business address and may use any address for its mailing address. Copies of the form and permit(s) shall also be delivered to the Purchasing Agent. The form must be submitted and the permit(s) obtained as soon as Contractor receives a notice of award. Contractor shall not order any materials or equipment over \$100,000 from vendors outside California until the form is submitted and the permit(s) obtained and, if Contractor does so, it shall be a material breach of the Agreement. In addition, Contractor shall make all purchases from its Long Beach sales office and the Long Beach sales office of its vendors if those vendors have a Long Beach office and all purchases made by Contractor under this Agreement which are subject to use tax of \$500,000 or more shall be allocated to the City of Long Beach. Contractor shall require the same form and permit(s) from its subcontractors.

Contractor shall not be entitled to and by signing this Contract waives any claim or damages for delay against City if Contractor does not timely submit these forms to the appropriate governmental entity. Contractor may contact Julissa Jose-Murray at 562-570-6869 for assistance with the form.

28. The California Integrated Waste Management Act (Public Resources Code, Sec. 40000 et seq.) requires governmental entities to achieve fifty (50) percent diversion of waste. In conjunction with the City's Integrated Resources Bureau, the City is currently developing an Environmentally Preferable Product (EPP) procurement plan. These guidelines enable the City Purchasing Agent to greatly expand procurement programs by moving beyond a singular consideration of "recycled-content". EPP procurement facilitates the purchase of products that qualify within a broad range of "environmentally preferable" criteria, such as: minimal packaging; energy savings; non-toxic; manufactured from sustainably-harvested materials. Contractor shall monitor products that fall within the EPP guidelines and document all criteria that qualifies the product as an EPP. Documentation from the manufacturer will be acceptable and may be required during the term of the Contract.

29. NOTICE TO BIDDERS REGARDING THE PUBLIC RECORDS ACT:

Responses to this Invitation to Bid become the exclusive property of the City of Long Beach. All Bids submitted in response to this Invitation to Bid are a matter of public record and shall be regarded as public records. Exceptions will be only those elements in each Bid that are defined by the Bidder as business or trade secrets and are marked as "Trade Secrets", "Confidential" or "Proprietary".

The City shall not be liable or responsible in any way for disclosure of any records not marked as "Trade Secrets", "Confidential" or "Proprietary". The City shall not be liable or responsible in any way for disclosure of any records so marked if disclosure is deemed to be required by law or by a court order.

30. **NOTE: FAILURE TO COMPLY WITH THESE ADDITIONAL CONDITIONS WILL DISQUALIFY A BIDDER. NOTICE OF INTENTION TO APPLY FOR WAIVER OF ALL OR A PORTION OF THESE INSURANCE REQUIREMENTS MUST BE IN COMPLIANCE WITH CITY OF LONG BEACH ADMINISTRATIVE REGULATION 8-27 (AR 8-27). NOTE THAT COMPLIANCE WITH THE CITY'S INDEMNIFICATION IS MANDATORY FOR A RESPONSIVE BIDDER.**

THE FOLLOWING ADDITIONAL CONDITIONS APPLY TO ALL BIDS:

INSURANCE: As a condition precedent to the effectiveness of this Contract, Contractor shall procure and maintain at its expense, until completion of performance and acceptance by City, from an insurer admitted (licensed) in the State of California with a current financial responsibility rating of A (Excellent) or better and a current financial size category (FSC) of V (capital surplus and conditional surplus funds of greater than \$10 million) or greater rating as reported by A.M. Best Company or equivalent, unless waived in writing by City's Risk Manager, or non-admitted in the State of California with a current financial responsibility rating of A (Excellent) or better

and a current financial size category (FSC) of VIII (capital surplus and conditional surplus funds of greater than \$100 million) or greater rating as reported by A.M. Best Company or equivalent, unless waived in writing by City's Risk Manager.

- (a) Commercial general liability insurance or self-insurance equivalent in coverage scope to ISO CG 00 01 10 93 naming **the City of Long Beach, and its boards, officials, employees, and agents** as additional insureds on a form equivalent in coverage scope to ISO CG 20 10 11 85 from and against claims, demands, causes of action, expenses, costs, or liability for injury to or death of persons, or damage to or loss of property arising out activities performed by or on behalf of the Contractor in an amount not less than One Million Dollars (US \$1,000,000) per occurrence and Two Million Dollars (US \$2,000,000) in general aggregate.
- (b) Workers' compensation coverage as required by the Labor Code of the State of California and Employer's liability insurance with minimum limits of One Million Dollars (US \$1,000,000) per accident or occupational illness. The policy shall be endorsed with a waiver of the insurer's right of subrogation against **the City of Long Beach, and its boards, officials, employees, and agents**.
- (c) Automobile liability insurance equivalent in coverage scope to ISO CA 00 01 06 92 in an amount not less than Five Hundred Thousand Dollars (US \$500,000) combined single limit (CSL) per accident for bodily injury and property damage covering Symbol 1 ("all autos").

Any self-insurance program or self-insurance retention must be approved separately in writing by the City's Risk Manager or designate and shall protect **the City of Long Beach, and its boards, officials, employees, and agents** in the same manner and to the same extent as they would have been protected had the policy or policies not contained retention provisions. Each insurance policy shall be endorsed to state that coverage shall not be suspended, voided, or canceled by either party except after thirty (30) days prior written notice to the City of Long Beach, and shall be primary and not contributing to any other insurance or self-insurance maintained by the City of Long Beach.

Any subcontractors of all tiers which Contractor may use in the performance of this Contract shall be required to maintain insurance in compliance with the provisions of this section. The additional insured endorsement form number applicable to subcontractors with respect to the general liability insurance shall be the ISO CG 20 26 11 85 form or its equivalent.

Contractor shall deliver to the City of Long Beach certificates of insurance and original endorsements for approval as to sufficiency and form prior to the start of performance hereunder. The certificates and endorsements for each insurance policy shall contain the original signature of a person authorized by that insurer to bind coverage on its behalf. "Claims-made" policies are not acceptable unless the City's Risk Manager determines that "Occurrence" policies are not available in the market for the risk being insured. In a "Claims-made" policy is accepted, it must provide for an extended reporting period of not less than one hundred eighty (180) days. Such insurance as required herein shall not be deemed to limit Contractor's liability relating to performance under this Contract. The City of Long Beach reserves the right to require complete certified copies of all said policies at any time. Any modification or waiver of the insurance requirements herein shall be made only with the approval of the City's Risk Manager. The procuring of insurance shall not be construed as a limitation on liability or as full performance of the indemnification provisions of this Contract.

To the extent more stringent insurance requirements apply in accordance with the City of Long Beach's Administrative Regulation 8-27 (AR 8-27) and its amendments, the currently in-force AR 8-27 regulations and requirements supersede and replace any insurance requirements stated herein.

INDEMNITY: To the extent allowed by law, Contractor shall defend, indemnify, and hold harmless the City, its Commissions and Boards, and their officials, employees, and agents from and against any and all demands, claims, causes of action, liability, loss, liens, damage, costs, and expenses (including attorney's fees) arising from or in any way connected or alleged to be connected with Contractor's performance of the performance under the Contract or the work under or related to the Contract and from any act or omission, willful misconduct, or negligence (active or passive) by or alleged to be by Contractor, its employees, agents, or subcontractors either as a sole or contributory cause, sustained by any person or entity (including employees or representatives of City or Contractor). The foregoing shall not apply to claims or causes of action caused by the sole negligence or willful misconduct of the City, its Commissions and Boards, or their officials, employees, or agents.

In addition to Contractor's duty to indemnify, Contractor shall have a separate and wholly independent duty to defend Indemnified Parties at Contractor's expense by legal counsel approved by City, from and against all Claims, and shall continue this defense until the Claims are resolved, whether by settlement, judgment or otherwise. No finding or judgment of negligence, fault, breach, or the like on the part of Contractor shall be required for the duty to defend to arise. City shall notify Contractor of any Claim, shall tender the defense of the Claim to Contractor, and shall assist Contractor, as may be reasonably requested, in the defense.

If a court of competent jurisdiction determines that a Claim was caused by the sole negligence or willful misconduct of Indemnified Parties, Contractor's costs of defense and indemnity shall be (1) reimbursed in full if the court determines sole negligence by the Indemnified Parties, or (2) reduced by the percentage of willful misconduct attributed by the court to the Indemnified Parties. The provisions of this Section shall survive the expiration or termination of this contract.

THE FOLLOWING ADDITIONAL CONDITIONS APPLY ONLY IN CASES WHERE CONTRACTOR IS TO PERFORM WORK FOR THE CITY OR ON CITY PROPERTY:

Before execution of a Contract, the bidder shall file two surety bonds with the City of Long Beach subject to the approval of the City Engineer and City Attorney. The bonds shall be on forms provided by the City or acceptable to the City Attorney. The Payment Bond (Material and Labor Bond) shall satisfy claims of material suppliers and mechanics and laborers employed by the contractor on the Work. This bond shall be maintained by the contractor in full force and effect until the work is accepted by the City of Long Beach and until all claims for materials and labor are paid, and shall otherwise comply with the Civil Code. The Performance Bond shall guarantee faithful performance of all work within the time and manner prescribed, free from original or developed defects. This bond shall remain in effect as prescribed within the Contract, until the end of all warranty periods.

If at any time during the progress of the Work, Contractor shall allow any indebtedness to accrue for labor, equipment or materials, or which may become a claim against the City, Contractor shall immediately upon request from the City pay such claim or indebtedness or cause such lien to be dissolved and discharged by giving a bond or otherwise and, in case of his failure so to do, the City may withhold any money due Contractor until such claim or indebtedness is paid or may apply such money toward the discharge thereof; or in such event the City may, at its option, declare this Contract to be terminated, take possession and control of the Work, and complete the same or cause the same to be completed according to the specifications. Contractor shall pay to the City the difference between the Contract price and the actual cost to the City in completing or causing the Work to be completed.

Contractor shall carry on the Work at its own risk until the same is fully completed and accepted and shall, in case of any accident, destruction or injury to the Work or materials before its final completion and acceptance, repair or replace the Work or materials so injured, damaged and destroyed, at his own expense and to the satisfaction of the City. When materials and equipment are furnished by others for installation or erection by Contractor, Contractor shall receive, unload, store and handle same at the Site and become responsible therefore as though such materials and equipment were being furnished by Contractor under the Contract.

Contractor shall list the name and location of the place of business of each Subcontractor who will perform work, labor or services for Contractor, or who specially fabricates and installs a portion of the Work or improvement in an amount in excess of one-half of one percent of Contractor's total contract cost. The Subcontractor list shall be submitted with Contractor's Bid.

PROJECT OVERVIEW

NEW FLEET VEHICLES - See Appendix "A"

BID TIMELINE – All times are Pacific Time

Bid release date:	March 5, 2021
Pre-Bid Meeting:	March 17, 2021 @ 10:00 AM PST
Questions due:	March 24, 2021 by 11:00 AM PST
Response from the City to bidder	March 31, 2021 by 11:00 AM PST
Bid due date:	April 8, 2021 by 11:00 AM PST

Optional Pre-Bid Meeting

A pre-bid meeting is scheduled for March 17, 2021 at 10:00 AM PST hosted by WebEx. The purpose of this meeting is to provide answers to questions regarding the Bid document. It is recommended that bidders have access to view the bid document during this meeting as copies will not be available.

Join from the meeting link:

<https://longbeachcity.webex.com/longbeachcity/onstage/g.php?MTID=e11a7c50fb0a081ceb0e96efd58deed4f>

Video Address: 1878923396@longbeachcity.webex.com
You can also dial 173.243.2.68 and enter your meeting number.

Audio conference: United States Toll
+1-408-418-9388
[Show all global call-in numbers](#)
Access code: 187 892 3396

BID SUBMISSION INSTRUCTIONS:

It is recommended that bidders visit the City's website www.longbeach.gov/purchasing on a regular basis for any addenda to the bid.

The following documents shall be submitted as general attachments. Bidders that do not include these items will be deemed non-responsive and their bids will be rejected.

- _____ Signed Bid Cover Page
- _____ California All Purpose Acknowledgment, Notarized (if applicable)
- _____ Debarment Certification Form (Attachment A)
- _____ Reference List (Attachment B)
- _____ W-9 Form (Attachment C)
- _____ Insurance Requirement (Attachment D)
- _____ Equal Benefits Ordinance (Attachment E)
- _____ Secretary of State Print Out

METHOD OF SUBMISSION:

Electronic Bids shall be submitted via the City's secure online bidding system. All required sections of the Bid must be submitted via the website. Bidder is solely responsible for "on time" submission of their electronic bid. The Bid Management System will not accept late bids and no exceptions shall be made. Bidders will receive an e-bid confirmation number with a time stamp from the Bid Management System indicating that their bid was submitted successfully. The City will only receive those bids that were transmitted successfully.

When bids on certain items are labeled "optional", bidders shall indicate "no bid" or "N/A" in the space provided for an item for which no bid is being offered.

Bid cover page shall be signed in ink and included with the electronic bid submission as a general attachment. Digital and stamped signatures shall not be accepted.

Pricing shall be submitted electronically on the Line Items tab and all pages of the bid document shall be uploaded as a general attachment.

Submit bid online at: <http://www.planetbids.com/portal/portal.cfm?CompanyID=15810>

BID NUMBER ITB FS 21-031

In addition to the electronic submission, bidders shall submit the following original document(s) with wet signature(s) in a sealed envelope to the address shown below:

1. Original bid cover page
2. A notarized California All-Purpose Acknowledgement Form (for all companies located outside the State of California)

City of Long Beach
C/O City Clerk
Attn: Michelle King
411 West Ocean Boulevard, 1st Floor
Long Beach, CA 90802

Documents shall be clearly labeled in a sealed envelope or box as follows:

ITB FS 21-031 NEW FLEET VEHICLES

Electronic Bids and required hard copy forms must be received by 11:00 AM Pacific Time, April 8, 2021. Bids and required hard copy forms that do not arrive by the specified date and time WILL NOT BE ACCEPTED. Bidders may submit their bid any time prior to the above stated deadline.

Note: E-Bids are sealed and cannot be viewed by the City until the closing date and time. If you need to withdraw your bid, you may do so any time before the bid deadline, by going back into the system and selecting "withdraw".

All questions must be submitted in writing and emailed to purchasingbids@longbeach.gov ATTN: Michelle King with the bid number in the subject line of the email message.

REFERENCES

Bidder shall furnish a list of five (5) current customers, including company name, street address, telephone number and contact person, for whom Bidder has provided similar items and quantities. The City intends to contact these customers to determine product reliability, performance and other information. Failure to include customer's references will result in rejection of bids. See Reference Information form attachment.

AWARD

The City prefers to award to a single contractor but reserves the right to award contracts to multiple vendors. The City reserves the right in its sole discretion to award all items to one bidder, or to award separate items or groups of items to various bidders, or to increase or decrease the quantities of any item. The City reserves the right to reject at any time any or all bids.

RIGHT TO REJECT BID

The City reserves the right, in its discretion, to reject any and all Bids and, to the extent not prohibited by law, to waive any minor irregularity or informality in any Bid that does not affect the validity of the Bid or does not give the bidder a competitive advantage over other bidders.

BID PROTEST PROCEDURES

Who May Protest

Only a bidder who has actually submitted a bid proposal is eligible to protest a bid. The City will not accept or entertain bid protests from manufacturers, vendors, suppliers, subcontractors or the like. A bidder may not rely on the bid protest submitted by another bidder, but must timely pursue its own protest.

Time for Protest

A bidder desiring to protest a bid shall file the protest within five (5) business days of the electronic notification of intent to award. The City Purchasing Agent must receive the protest by the close of the business on the fifth (5th) business day following posting of notification of intent to award the contract.

Form of Protest

The protest must be in writing and signed by the individual who signed the bid or, if the bidder is a corporation, by an officer of the corporation, and addressed to the City Purchasing Agent. A protest shall be made by e-mail, faxed or mailed. They cannot be delivered. A protest must set forth a complete and detailed statement of the grounds for the protest and include all relevant information to support the grounds stated, must refer to the specific portion(s) of the contract documents upon which the protest is based, and shall include a valid e-mail address, street address, and phone number sufficient to ensure the City's response will be received.

Once the protest is received by the City Purchasing Agent, the City will not accept additional information on the protest unless the City itself requests it. In that case, the additional information must be submitted within three (3) business days after the request is made and must be received by the City Purchasing Agent by the close of the business on the third (3rd) business day.

The City Purchasing Agent or designee will respond, by e-mail or regular mail to the addresses provided in the protest, with a decision regarding the protest within five (5) business days following receipt of the protest or, if applicable, the receipt of requested additional information.

The decision of the City Purchasing Agent shall be final and conclusive.

The procedure and time limits set forth herein are mandatory and are the bidder's sole and exclusive remedy in the event of bid protest. The bidder's failure to comply with these

procedures shall constitute a waiver of any right to further pursue a bid protest, including filing a Government Code Claim or initiation of legal proceedings.

ADDITIONAL REQUIREMENTS FROM FUNDING SOURCE

Any Contract arising from this procurement process may be funded in whole or in part by various granting agencies. Pursuant to said grants, the Awarded Vendor is required to comply with (and to incorporate into its agreements with any sub-vendors) the following provisions in the performance of the Contract, as applicable.

ORDER OF PRECEDENCE

In the event of conflicts or discrepancies between these grant funding provisions and any other Contract document, the Federal grant provisions shall take precedence.

ACCESS TO CONTRACTOR'S RECORDS

The Awarded Vendor shall provide the City, the Office of State and Local Government Coordination and Preparedness, the Comptroller General of the United States, or any of their authorized representatives, access to any books, documents, papers, and records of the Awarded vendor which are directly pertinent to the work performed under the Contract for the purposes of making audit, examination, excerpts or transcriptions.

AMERICANS WITH DISABILITIES ACT

The Awarded Vendor hereby certifies that it will comply, as applicable, with the Americans with Disabilities Act of 1990 ("ADA"), 42 USC §§ 12101 et seq., and its implementing regulations, including Subtitle A, Title II of the ADA. The Awarded Vendor will provide, as applicable, reasonable accommodations to allow qualified individuals with disabilities to have access to and to participate in its programs, services and activities in accordance with the provisions of the ADA. The Awarded Vendor will not discriminate against persons with disabilities or against persons due to their relationship to or association with a person with a disability. Any contract entered into by the Awarded Vendor (or any subcontract thereof), relating to this Agreement, shall be subject to the provisions of this paragraph.

COMPLIANCE WITH CONTRACT WORK HOURS AND SAFETY STANDARDS ACT

The Awarded Vendor shall comply with the requirements of §§ 103 and 107 of the Contract Work Hours and Safety Standards Act (40 U.S.C §§ 327-330) as supplemented by Department of Labor regulations (29 CFR Part 5).

COMPLIANCE WITH COPELAND "ANTI-KICKBACK" ACT

The Awarded Vendor shall comply with the requirements of the Copeland "Anti-Kickback" Act (18 U.S.C. § 874) as supplemented in the Department of Labor regulations (29 CFR Part 3).

COMPLIANCE WITH DAVIS-BACON ACT

The Awarded Vendor shall comply with the requirements of the Davis-Bacon ACT (40 U.S.C. §§ 276 to 276-a7) as supplemented by Department of Labor regulations (29 CFR

Part 5) where applicable and shall provide the City with all applicable payroll records on a weekly basis.

COPYRIGHT

The Awarded Vendor acknowledges the existence of requirements and regulations of the awarding Federal agency relating to copyrights and right in data, including, but not limited to those set forth in 44 CFR Part 13.34 which states: "The Federal awarding agency reserves royalty-free, nonexclusive, and irrevocable license to reproduce, publish or otherwise use, and to authorize others to use, for Federal Government purposes: (a) The copyright in any work developed under a grant, subgrant, or contract under a grant or subgrant; and (b) Any rights of copyright to which a grantee, subgrantee or a contractor purchases ownership with grant support." The Awarded Vendor shall comply with 25 CFR 85.34

DRUG-FREE WORKPLACE

The Awarded Vendor hereby certifies that it shall provide or shall continue to provide a drug-free workplace as required by the Drug-Free Workplace Act of 1988 (41 U.S.C. § 701), and implemented at 44 CFR Part 17.

ENERGY EFFICIENCY

The Awarded Vendor shall comply with all mandatory standards and policies relating to energy efficiency that are contained in the State of California's energy conservation plan issued in compliance with the Energy Policy and Conservation Act (Pub. L.94-163, 89 Stat. 871).

ENVIRONMENTAL LEGISLATION

The Awarded Vendor shall comply with all applicable standards, orders or requirements issued under § 306 of the Clean Air Act (42 U.S.C. 1857 (h)), § 508 of the Clean Water Act (33 U.S.C. 1368), Executive Order 11738, and Environmental Protection Agency regulations (40 CFR Part 15).

MINORITY, WOMEN, AND OTHER BUSINESS ENTERPRISE OUTREACH

In accordance with CalOES/Grantor directives, as applicable, firms who represent small business enterprises (SBEs), minority business enterprises (MBEs) and women business enterprises (WBEs) are encouraged to participate in competition for this opportunity. Any such enterprise shall include the appropriate SBE/MBE/WBE certification along with its proposal. The Awarded Vendor agrees that, to the extent contractors or subcontractors are utilized, the Awarded Vendors shall use small, minority, women-owned, or disadvantaged business concerns and contractors or subcontractors to the extent practicable and shall take the affirmative steps as set forth in 44 CFR §13.36(e).

NATIONAL PRESERVATION ACTS

The Awarded Vendor shall assist City (if necessary) in assuring compliance with § 106 of the National Historic Preservation Act of 1966 (16 U.S.C. § 470), Executive Order 11593 (identification and protection of historic properties), the Archeological and Historical

Preservation Act of 1974 (16 U.S.C. § 469 a-1 et seq.), and the National Environmental Policy Act of 1969 (42 U.S.C. § 4321)

NONDISCRIMINATION; EQUAL EMPLOYMENT OPPORTUNITY

The Awarded Vendor hereby assures the City that in performing its obligations pursuant to the Contract, it will comply with all applicable nondiscrimination requirements as set forth in 44 CFR Part 13.36. In addition, the Awarded Vendor shall comply with Executive Order 11246 of September 24, 1965, entitled "Equal Opportunity Employment," as amended by Executive Order 11375 of October 13, 1967, and as supplemented in Department of Labor regulations (41 CFR chapter 60), and where applicable to the nondiscrimination provisions of the Omnibus Crime Control and Safe Street Acts of 1968 (42 U.S.C. § 3789d), the Victims of Crimes Act (42 U.S.C. § 10604(e)), the Juvenile Justice and Delinquency Prevention Act (42 U.S.C. § 5672(b)), the Civil Rights Act of 1964 (42 U.S.C. § 2000d), the Rehabilitation Act of 1973 (29 U.S.C. § 794), the Americans with Disabilities Act of 1990 (42 U.S.C. §§ 12131-34), the Education Amendments of 1972 (20 U.S.C. §§ 1681, 1683, 1685-86), and the Age Discrimination Act of 1975 (42 U.S.C. §§ 6101-07), see Executive Order 13279 (equal protection of the laws for faith-based and community organizations). This provision must be incorporated by Awarded Vendor into any subcontract exceeding \$10,000.

PATENT RIGHTS

The Awarded Vendor acknowledges the existence of requirements and regulations of the awarding Federal agency relating to patent rights with respect to any discovery or invention which arises or is developed in the course or under this Contract, including, but not limited to those regulations and requirements set forth in 44 CFR Part 13.36. Any discovery or invention that arises during the course of this Contract shall be immediately reported to the Department's project management team. The awarding Federal agency shall determine how rights in the invention/discovery shall be allocated consistent with "Government Patent Policy" and 37 CFR Part 401.

PAYMENTS, REPORTS, RECORDS, RETENTION AND ENFORCEMENT

The Awarded Vendor acknowledges the requirements and regulations set forth in 44 CFR Parts 13.36 through 13.42 and 49 CFR Part 18 and agrees to cooperate with the City in order to allow the City to comply with said requirements. The Awarded Vendor shall retain all of its records relating to the project for a period of five (5) years after City makes final payment to the Awarded Vendor and all other pending matters are closed.

PUBLICATIONS

All publications created and/or published with funding under any contract arising from this RFP shall prominently contain the following statement: "This document was prepared under a grant from FEMA's Grant Programs Directorate, U.S. Department of Homeland Security. Points of view or opinions in this document are those of the author(s) and do not necessarily represent the official position or policies of FEMA's Grant Programs Directorate or the U.S. Department of Homeland Security."

RIGHTS TO DATA

The Grantor and the City shall have unlimited rights or copyright license to any data first produced or delivered under this Agreement. "Unlimited rights" means the right to use, disclose, reproduce, prepare derivative works, distribute copies to the public and perform and display publicly, or permit others to do so; as required by 48 CFR 27.401. Where the data are not first produced under this Contract or are published copyrighted data with the notice of 17 U.S.C § 401 or 402, the Grantor acquires the data under copyright license as set forth in 48 CFR 27.404(f) (2) instead of unlimited rights (48 CFR 27.404(a)).

RIGHTS TO USE INVENTIONS

City and all grantors and/or awarding Federal Agency shall have an unencumbered right, and a non-exclusive, irrevocable, royalty –free license, to use, manufacture, improve upon and all others to do so for all governmental purposes, any Invention developed under the Contract.

SYSTEM FOR AWARD MANAGEMENT (SAM)

In accordance with Executive Orders 12549 and 12689 concerning suspension and debarment, contracts must prohibit contractors from awarding any subcontract to persons (individuals or organizations) listed as having an active exclusion of the Federal system for Awards Management Database (www.sam.gov).

DELIVERY

Delivery shall not be more than 180 days from receipt of order from City representative unless otherwise stated. If delivery will be longer communication by vendor to City Representative in writing via email shall be done. There shall be NO CHARGE FOR DELIVERY.

Completed vehicle shall be delivered to:
City of Long Beach, Fleet Services
2600 Temple Ave., Long Beach, CA 90806

Proper notification of the delivery shall be given seven (7) business days in advance to City representative.

Completed vehicle shall be delivered washed and detailed. City representative will inspect vehicle and if necessary, deny delivery.

CALIFORNIA DEPARTMENT OF MOTOR VEHICLES

Vendor is required to process and pay for all documents for each vehicle and mail or deliver any documents to the City.

Liquidated Damages

Time is of the essence for delivery. Contractor shall commence work on date specified in a written Notice to Proceed/City of Long Beach Purchase Order from the City and shall complete all work/delivery within days/date listed in the "Delivery Requirement" section of the bid. Time is of the essence hereunder. City will suffer damage if the work/delivery is not completed within the time stated, but those damages would be difficult or impractical to determine. Therefore, liquidated damages in the amount of \$125.00 per day, beginning at the time work/delivery is due and continuing each day until work/delivery is completed, shall be paid to City, or withheld from final payment for such delay. City to evaluate on a case-by-case basis. Such as strikes, lockouts and events beyond the reasonable control of Contractor.

Contractor is required to keep City informed of the status of the equipment on a bi-weekly basis to the Fleet Representative. Delays can be authorized with prior approval in writing from Fleet Services Representative

FUTURE AMENDMENTS

The City reserves the right to change any portion of the work required, to add and/or delete items, or amend such other terms and conditions that may become necessary. Any such revisions shall be accomplished by written amendment to the contract and executed by the Contractor and the City.

PAYMENT TERMS

Net 30; N/A % discount in N/A days.

VENDOR CONTACT INFORMATION

Name of a person that will be the City's contact for order placement, order problems or special needs, etc. (must have a person's name).

Contact Name: Brian Clauss

Contact Direct Phone: 877-315-9397

Contact Fax: 626-416-3064

Contact E-mail: sales@usfleetsource.com

VENDOR'S EMPLOYEES

Specify the number of current full-time employees residing in Long Beach N/A



City of Long Beach
Purchasing Division
333 West Ocean Boulevard, 7th Floor
Long Beach, CA 90802

Appendix A

SPECIFICATION – EXCEPTIONS & COMMENTS

[Must be included with bid response]

ITB FS 21-031
New Fleet Vehicles

ITEM A – Specifications

NISSAN LEAF, COMPACT ELECTRIC SEDAN

		COMPLY		COMMENTS
		YES	NO	
Vehicle Classification	Compact, Electric Nissan Leaf, Sedan	Yes		Nissan Leaf S
Trim level	Standard baseline	Yes		
Wheelbase	106.3 in.	Yes		
Emissions	California emissions package	Yes		
Electric motor	Shall have EM57, 110 Kw AC Synchronous motor	Yes		
Power Output Net	147 HP	Yes		
Charging Cord	Manufacturer shall provide a charge cord 120-volts portable	Yes		
Remote keyless entry	Manufacturer shall provide 4 key fobs	Yes		
Transmission	Single-speed reduction gear.	Yes		
Brakes	Shall be regenerative ABS with electric parking system	Yes		
Wheels & Tires	5, P205/55R16 BWS	Yes		
Battery (Vehicle system)	Shall be 40 KWh, Lithium-ion	Yes		
Rear View Camera and Monitor	Manufacturers standard	Yes		
Air Conditioning	Baseline factory standard	Yes		
Radio	AM/FM / Stereo / Clock / Bluetooth	Yes		Apple Carplay and Android Auto. Hands-free phone system
Restraint System	3 Point ALR/ELR belts, W/ airbags	Yes		
Windows	Solar tinted, electric control	Yes		
Mirrors	Remote control side view	Yes		
Seats	Cloth cover, medium gray color	Yes		
Flooring	Carpeted, with all-weather floor mats	Yes		
Paint	Glacier White	Yes		
Option #1. Lighting Installation	1. Light Bar (Whelen LED part # IW2AAAA-LBPW 48"Liberty Series) Must include PCC8R controller) Shall be installed per Whelen specifications with brackets, all 3 cables should be	Yes		Additional cost \$4,674.00

ITB FS 21-031
New Fleet Vehicles

	<p>inside in plastic approved fitting between the light bar and metal roof with recommended sealing by the manufacturer's, all 3 cables shall be inside with a protected loom and run inside the roof channel without obstructing the curtain air bags, the loom has to be secured with plastic clamps.</p> <p>2. Rear front corner lighting (Whelen part # VTX609A) shall be installed inside the rear and front lenses of the factory vehicle RT and LT side, all cables and wires shall be protected by recommended manufacturer specifications. Ground wire shall be connected to a factory grounded site. All power or trigger wires shall be protected inside a loom and run on the LT side of the vehicle, inside the wall plastic cover and all wires shall be protected with wire loom and secure with plastic clamps. The trigger wire shall be a 14 gage and run to the power switch inside the cab (dash board</p> <p>3. Note: all wires have to be protected with loom and all wire connections have to meet or exceed Long Beach Fleet Bureau standards. All Lighting Equipment to include wires, cables shall not interfere with the OEM Air Bag System or any Factory Equipment</p>			
--	---	--	--	--

ITB FS 21-031
New Fleet Vehicles

ITEM B – Specifications

CHEVROLET BOLT, COMPACT ELECTRIC SEDAN

COMPLY
YES NO COMMENTS

Vehicle Classification	Compact, Electric Chevrolet Bolt, Sedan			No Bid
Engine	Electric propulsion			
Emissions	California emissions package			
Power	200HP			
Transmission	Electric transmission w/range selector			
Steering	Factory Power			
Remote keyless entry	Manufacturer shall provide 4 key fobs			
Brakes	Shall have a regenerative, ABS system with electric parking system			
Wheels & Tires	5, P215/50R17 BSW			
Battery	Lithium-ion, rechargeable energy storage system.			
Rear Camera and Monitor	HD rear vision camera			
Air Conditioning	Factory manual control			
Radio	AM/FM / Stereo / with Bluetooth			
Restraint System	3 Point belts w/ airbags			
Windows	Electric control			
Mirrors	Electric control			
Seats	Standard seating / medium gray vinyl			
Flooring	Carpeted with all-weather floor mats			
Paint	Standard GAZ Summit white			
Option #1 Lighting Installation	1. Light Bar (Whelen LED part # IW2AAAA-LBPW 48"Liberty Series) Must include PCC8R controller) Shall be installed per Whelen specifications with brackets, all 3 cables should be inside in plastic approved fitting between the light bar and metal roof with recommended sealing by the manufacturer's, all 3 cables shall be			

ITB FS 21-031
New Fleet Vehicles

	<p>inside with a protected loom and run inside the roof channel without obstructing the curtain air bags, the loom has to be secured with plastic clamps.</p> <p>2. Rear front corner lighting (Whelen part # VTX609A) shall be installed inside the rear and front lenses of the factory vehicle RT and LT side, all cables and wires shall be protected by recommended manufacturer specifications. Ground wire shall be connected to a factory grounded site. All power or trigger wires shall be protected inside a loom and run on the LT side of the vehicle, inside the wall plastic cover and all wires shall be protected with wire loom and secure with plastic clamps. The trigger wire shall be a 14 gage and run to the power switch inside the cab (dashboard)</p> <p>3. Note: all wires have to be protected with loom and all wire connections have to meet or exceed Long Beach Fleet Bureau standards. All Lighting Equipment to include wires, cables shall not interfere with the OEM Air Bag System or any Factory Equipment</p>			
--	---	--	--	--

ITB FS 21-031
New Fleet Vehicles

ITEM C – Specifications

FORD ESCAPE, PLUG-IN HYBRID

		COMPLY YES NO		COMMENTS
Vehicle Classification	Ford Escape, Plug-in Hybrid			No Bid
Wheelbase	106.7 in.			
Engine	Shall be 2.5 iVCT Atkinson Cycle 1-4 plug-in hybrid CARB certified			
Power	141 HP net			
Transmission	Shall be eVCT			
Brakes	Power 4-wheel disk ABS			
Wheels & Tires	5, 225/60R18 B S W			
Fuel Tank Capacity	16 gallons.			
Alternator	Shall be per Manufacturer			
Battery	12V Maintenance Free			
Bumpers, Front & Rear	Standard Equipment			
Air Conditioning	Factory Manual control			
Remote keyless entry	Manufacturer shall provide 4 key fobs			
Radio	AM/FM/SYNC			
Restraint System	3 point belts w/ airbags			
Windows	Tinted, electric control			
Mirrors	Manual side view			
Safety	Rear view camera with reverse sensing system			
Seats	Bucket type, medium gray cloth			
Flooring	Gray carpet with all-weather floor mats			
Paint	Standard Oxford White			
Option #1 Lighting Installation	1. Light Bar (Whelen LED part # IW2AAAA-LBPW 48"Liberty Series) Must include PCC8R controller) Shall be installed per Whelen specifications with			

ITB FS 21-031
New Fleet Vehicles

	<p>brackets, all 3 cables should be inside in plastic approved fitting between the light bar and metal roof with recommended sealing by the manufacturer's, all 3 cables shall be inside with a protected loom and run inside the roof channel without obstructing the curtain air bags, the loom has to be secured with plastic clamps.</p> <p>2. Rear front corner lighting (Whelen part # VTX609A) shall be installed inside the rear and front lenses of the factory vehicle RT and LT side, all cables and wires shall be protected by recommended manufacturer specifications. Ground wire shall be connected to a factory grounded site. All power or trigger wires shall be protected inside a loom and run on the LT side of the vehicle, inside the wall plastic cover and all wires shall be protected with wire loom and secure with plastic clamps. The trigger wire shall be a 14 gage and run to the power switch inside the cab (dash board</p> <p>3. Shall have installed a Whelen traffic advisor # TADP8AA in the back of the rear (placement will be determined at time of build)</p> <p>4. Note: all wires have to be protected with loom and all wire connections have to meet or exceed Long Beach Fleet Bureau standards. All Lighting Equipment to include wires, cables shall not interfere with the OEM Air Bag System or any Factory Equipment</p>			
--	--	--	--	--

ITB FS 21-031
New Fleet Vehicles

ITEM D – Specifications

MIDSIZE, HYBRID SEDAN

		COMPLY		COMMENTS
		YES	NO	
Vehicle Classification	Midsize Hybrid Sedan	Yes		Hyundai Ioniq Blue
Engine	2.0 liter minimum		No	1.6L GDI DOHC 16-vsyle inline 4-cylinder
Power	140 HP.	Yes		
Transmission	Electronically Controlled Continuously Variable Transmission	Yes		6-speed EcoShift® Dual Clutch Transmission with SHIFTRONIC
Brakes	Power assist, w/ 4 wheel antilock	Yes		ABS with Electronic Brake - force Distribution
Wheels & Tires	5, steel wheel, P225/50R18 BSW		No	4 tires, alloy wheels, 195/65R15 and a spare tire mobility kit
Fuel Tank Capacity	17 gal.		No	11.9 gal.
Alternator	110 AMP	Yes		
Battery	12V, Maintenance Free	Yes		
Bumpers, Front & Rear	Factory Standard	Yes		
Trailer Tow Package	Class II, w/ 4 wire connector		No	
Air Conditioning	Manual Control	Yes		Dual automatic temperature control with Auto Defogging System
Radio	AM/FM/ Stereo / Bluetooth	Yes		Wireless Android Auto™ & Apple CarPlay®
Restraint System	3 Point belt w, air bags	Yes		Front seatbelt pretensioners and force limiters
Windows	Tinted, manual control	Yes		Power windows with driver's auto-down/up Solar contol glass
Mirrors	Standard side view	Yes		Dual manual-folding bodycolor power side mirrors
Seats	Bucket type, gray cloth	Yes		
Flooring	Black carpet	Yes		
Paint	Standard White	Yes		

ITB FS 21-031
New Fleet Vehicles

ITEM E – Specifications

MIDSIZE, PLUG-IN HYBRID SEDAN

		COMPLY		COMMENTS
		YES	NO	
Vehicle Classification	Midsize, Plug In Hybrid	Yes		Hyundai Ioniq Plug-in Hybrid
Engine	2.0 liter minimum		No	1.6L GDI DOHC 16-valve inline 4-cylinder
Power	140 HP.		No	104 @ 5700
Transmission	Electronically Controlled Continuously Variable Transmission	Yes		6-speed EcoShift® Dual Clutch Transmission with SHIFTRONIC
Brakes	Power assist, w/ 4 wheel antilock	Yes		ABS with Electronic Brake - force Distribution
Wheels & Tires	5, steel wheel, P225/50R18 BSW		No	16-inch Eco-spoke wheel, P205/55R16 and spare tire mobility kit
Fuel Tank Capacity	17 gal.		No	11.4 gal.
Alternator	110 AMP	Yes		
Battery	12V, Maintenance Free	Yes		
Bumpers, Front & Rear	Factory Standard	Yes		
Trailer Tow Package	Class II, w/ 4 wire connector	No		
Air Conditioning	Manual Control	Yes		Dual automatic temperature control
Radio	AM/FM/ Stereo / Clock			Wireless Android Auto™ & Apple CarPlay®
Restraint System	3 Point belt w, air bags	Yes		Front seatbelt pretensioners and force limiters
Windows	Tinted, manual control	Yes		Power windows with driver's auto-down/up Solar control glass
Mirrors	Standard side view	Yes		Dual manual-folding bodycolor power side mirrors and heated
Seats	Bucket type, gray cloth	Yes		
Flooring	Black carpet	Yes		
Paint	Standard White	Yes		

ITB FS 21-031
New Fleet Vehicles

ITEM F – Specifications

FORD TRANSIT CONNECT

		COMPLY		COMMENTS
		YES	NO	
Vehicle Classification	Ford Transit Connect with power package			No Bid
GVWR	5005 lbs.			
Wheelbase	104.8 in.			
Engine	2.0L GDI I-4 gas			
Transmission	8-speed select-shift			
Brakes	4-wheel disk with ABS system			
Wheels & Tires	5- P215/55R16, BSW			
Fuel Tank Capacity	18 gal.			
Alternator	150 AMP			
Battery	12V, Maintenance Free			
Safety	Back up camera with reverse sensing system			
Air Conditioning	Factory Standard Manual control			
Remote keyless entry	Manufacturer shall provide 4 key fobs			
Radio	AM/FM / Stereo / SYNC			
Restraint System	3 point belts, w/ air bags			
Windows	Tinted, electric control			
Mirrors	Factory Standard, side view			
Seats	Bucket, gray vinyl			
Flooring	Black vinyl with all-weather floor mats			
Paint	Standard Oxford White			
Option #1 Lighting Installation	1. Light Bar (Whelen LED part # IW2AAAA-LBPW 48"Liberty Series) Must include PCC8R controller) Shall be installed per Whelen specifications with brackets, all 3 cables should be inside in plastic approved fitting between the light bar and metal roof with recommended sealing by the manufacturer's, all 3			

ITB FS 21-031
New Fleet Vehicles

	<p>cables shall be inside with a protected loom and run inside the roof channel without obstructing the curtain air bags, the loom has to be secured with plastic clamps.</p> <p>2. Rear, front corner lighting (Whelen part # VTX609A) shall be installed inside the rear and front lenses of the factory vehicle RT and LT side, all cables and wires shall be protected by recommended manufacturer specifications. Ground wire shall be connected to a factory grounded site. All power or trigger wires shall be protected inside a loom and run on the LT side of the vehicle, inside the wall plastic cover and all wires shall be protected with wire loom and secure with plastic clamps. The trigger wire shall be a 14 gage and run to the power switch inside the cab (dashboard)</p> <p>3. Note: all wires have to be protected with loom and all wire connections have to meet or exceed Long Beach Fleet Bureau standards. All Lighting Equipment to include wires, cables shall not interfere with the OEM Air Bag System or any Factory Equipment</p>			
--	--	--	--	--

ITB FS 21-031
New Fleet Vehicles

ITEM G – Specifications

FORD RANGER, 2WD SUPER CAB PICK UP

		COMPLY		COMMENTS
		YES	NO	
Vehicle Classification	Ford Ranger XL, 2WD Super Cab Pick Up with power package			No Bid
GVWR	6050 lbs.			
Payload	2128 lbs.			
Bed Size	6.0 ft			
Wheelbase	126 in.			
Engine	2.3 Liter Eco Boost			
Power	270 HP			
Transmission	Electronic 10- speed w/ Select shift automatic transmission			
Remote keyless entry	Manufacturer shall provide 4 key fobs			
Brakes	Power assist, 4 wheel antilock			
Wheels & Tires	5-P255/65R 17 A/S BSW			
Fuel Tank Capacity	19 gal.			
Alternator	120 AMP			
Battery	12V, Maintenance Free			
Safety	Factory back up camera, reverse sensing system and back up alarm			
Trailer Tow Package	Class II. W/ 4 wire connector			
Air Conditioning	Factory manual control			
Radio	AM/FM / Stereo / Sync			
Restraint System	3 point belts, w/ airbags			
Windows Locks	Factory power window and power locks			
Bed Area	Line-X interior of bed to include floor and tailgate			
Seats	Bench, gray vinyl			
Flooring	Black vinyl, all weather floor mats			
Paint	Standard Oxford White			
Option #1 Lighting Installation	1. Light Bar (Whelen LED part # IW2AAAA-LBPW 48"Liberty			

ITB FS 21-031
New Fleet Vehicles

	<p>Series) Must include PCC8R controller) Shall be installed per Whelen specifications with brackets, all 3 cables should be inside in plastic approved fitting between the light bar and metal roof with recommended sealing by the manufacturer's, all 3 cables shall be inside with a protected loom and run inside the roof channel without obstructing the curtain air bags, the loom has to be secured with plastic clamps.</p> <p>2. Rear, front corner lighting (Whelen part # VTX609A) shall be installed inside the rear and front lenses of the factory vehicle RT and LT side, all cables and wires shall be protected by recommended manufacturer specifications. Ground wire shall be connected to a factory grounded site. All power or trigger wires shall be protected inside a loom and run on the LT side of the vehicle, inside the wall plastic cover and all wires shall be protected with wire loom and secure with plastic clamps. The trigger wire shall be a 14 gage and run to the power switch inside the cab (dashboard)</p> <p>3. Note: all wires have to be protected with loom and all wire connections have to meet or exceed Long Beach Fleet Bureau standards. All Lighting Equipment to include wires, cables shall not interfere with the OEM Air Bag System or any Factory Equipment</p>			
--	--	--	--	--

ITB FS 21-031
New Fleet Vehicles

ITEM H – Specifications

FORD RANGER, 4WD SUPER CAB PICK UP

		COMPLY		COMMENTS
		YES	NO	
Vehicle Classification	Ford Ranger XL 4WD Super Cab Pick Up with power package			No Bid
GVWR	6050 lbs.			
Payload	2128 lbs.			
Bed Size	6.0 ft.			
Wheelbase	126.8 in.			
Engine	2.3 liter Eco Boost			
Power	270 HP			
Transmission	Electronic 10- speed w/ Select shift automatic transmission (ESOF)			
Axle Ratio, Rear	3.73			
Brakes	4-wheel disk with antilock (ABS)			
Wheels & Tires	5, P255/65R17 A/T BSW			
Fuel Tank Capacity	18 gal.			
Alternator	120 AMP			
Battery	12V, Maintenance Free			
Remote keyless entry	Manufacturer shall provide 4 key fobs			
Safety	Factory back up camera, reverse sensing system and back up alarm			
Trailer Tow Package	Class II. W/ 4 wire connector			
Air Conditioning	Factory manual control			
Radio	AM/FM / Stereo / Sync			
Restraint System	3 point belts, w/ air bags			
Windows, Locks	Factory power window and power locks			
Bed Area	Line-X interior of bed to include floor and tail gate			
Seats	Bench, gray vinyl			

ITB FS 21-031
New Fleet Vehicles

Flooring	Black vinyl with all-weather floor mats			
Paint	Standard Oxford White			
Option #1 Lighting Installation	<ol style="list-style-type: none"> 1. Light Bar (Whelen LED part # IW2AAAA-LBPW 48"Liberty Series) Must include PCC8R controller) Shall be installed per Whelen specifications with brackets, all 3 cables should be inside in plastic approved fitting between the light bar and metal roof with recommended sealing by the manufacturer's, all 3 cables shall be inside with a protected loom and run inside the roof channel without obstructing the curtain air bags, the loom has to be secured with plastic clamps. 2. Rear, front corner lighting (Whelen part # VTX609A) shall be installed inside the rear and front lenses of the factory vehicle RT and LT side, all cables and wires shall be protected by recommended manufacturer specifications. Ground wire shall be connected to a factory grounded site. All power or trigger wires shall be protected inside a loom and run on the LT side of the vehicle, inside the wall plastic cover and all wires shall be protected with wire loom and secure with plastic clamps. The trigger wire shall be a 14 gage and run to the power switch inside the cab (dashboard) 3. Note: all wires have to be protected with loom and all wire connections have to meet or exceed Long Beach Fleet Bureau standards. All Lighting Equipment to include wires, cables shall not interfere with the OEM Air Bag System or any Factory Equipment 			

ITB FS 21-031
New Fleet Vehicles

ITEM I – Specifications

FORD RANGER, 2WD CREW CAB PICK UP

		COMPLY		COMMENTS
		YES	NO	
Vehicle Classification	Ford Ranger XL 2WD, Crew Cab Pick Up with power package			No Bid
GVWR	6050 lbs.			
Payload	2128 lbs.			
Bed Size	5.0 ft.			
Wheelbase	126.8 in.			
Engine	2.3 liter Eco Boost			
Power	270 HP			
Transmission	Electronic 10 speed w/select shift automatic transmission			
Axle Ratio, Rear	3.73			
Brakes	4-wheel disk with ABS system			
Wheels & Tires	5-P255/70R16 BSW			
Fuel Tank Capacity	18 gal.			
Alternator	120 AMP			
Battery	12V, Maintenance Free			
Remote keyless entry	Manufacturer shall provide 4 key fobs			
Trailer Tow Package	Class II. W/ 4 wire connector			
Air Conditioning	Manual control			
Radio	AM/FM / Stereo / Sync			
Restraint System	3 point belts, w/ air bags			
Safety	Factory back up camera, reverse sensing system and back up alarm			
Bed Area	Line-X interior of bed to include floor and tail gate			
Seats	Bench, gray vinyl			
Flooring	Black vinyl with all-weather floor mats			

ITB FS 21-031
New Fleet Vehicles

Paint	Standard Oxford White			
Option #1 Lighting Installation	<ol style="list-style-type: none"> 1. Light Bar (Whelen LED part # IW2AAAA-LBPW 48"Liberty Series) Must include PCC8R controller) Shall be installed per Whelen specifications with brackets, all 3 cables should be inside in plastic approved fitting between the light bar and metal roof with recommended sealing by the manufacturer's, all 3 cables shall be inside with a protected loom and run inside the roof channel without obstructing the curtain air bags, the loom has to be secured with plastic clamps. 2. Rear, front corner lighting (Whelen part # VTX609A) shall be installed inside the rear and front lenses of the factory vehicle RT and LT side, all cables and wires shall be protected by recommended manufacturer specifications. Ground wire shall be connected to a factory grounded site. All power or trigger wires shall be protected inside a loom and run on the LT side of the vehicle, inside the wall plastic cover and all wires shall be protected with wire loom and secure with plastic clamps. The trigger wire shall be a 14 gage and run to the power switch inside the cab (dashboard) 3. Note: all wires have to be protected with loom and all wire connections have to meet or exceed Long Beach Fleet Bureau standards. All Lighting Equipment to include 			

ITB FS 21-031
New Fleet Vehicles

	wires, cables shall not interfere with the OEM Air Bag System or any Factory Equipment			
--	---	--	--	--

ITB FS 21-031
New Fleet Vehicles

ITEM J – Specifications

FORD RANGER, 4WD CREW CAB PICK UP

		COMPLY		COMMENTS
		YES	NO	
Vehicle Classification	Ford Ranger XL, 4WD Crew Cab Pick Up with power package			No Bid
GVWR	6050 lbs.			
Payload	2128 lbs.			
Bed Size	5.0 ft.			
Wheelbase	126.8 in.			
Engine	2.3 liter Eco Boost			
Power	270 HP			
Transmission	Electronic 10 speed w/ select shift automatic transmission (ESOF)			
Axle Ratio, Rear	3.73			
Brakes	4-wheel disk with ABS system			
Wheels & Tires	5-P255/70R16 A/T BSW			
Fuel Tank Capacity	18 gal.			
Alternator	120 AMP			
Battery	12V, Maintenance Free			
Remote keyless entry	Manufacturer shall provide 4 key fobs			
Trailer Tow Package	Class II. W/ 4 wire connector			
Air Conditioning	Factory manual control			
Radio	AM/FM / Stereo / Sync			
Restraint System	3 point belts, w/ air bags			
Safety	Factory back up camera, reverse sensing system and back up alarm			
Bed Area	Line-X interior of bed to include floor and tail gate			
Seats	Bench, gray vinyl			
Flooring	Black vinyl with all-weather floor mats			

ITB FS 21-031
New Fleet Vehicles

Paint	Standard Oxford White			
Option #1 Lighting Installation	<p>1. Light Bar (Whelen LED part # IW2AAAA-LBPW 48"Liberty Series) Must include PCC8R controller) Shall be installed per Whelen specifications with brackets, all 3 cables should be inside in plastic approved fitting between the light bar and metal roof with recommended sealing by the manufacturer's, all 3 cables shall be inside with a protected loom and run inside the roof channel without obstructing the curtain air bags, the loom has to be secured with plastic clamps.</p> <p>2. Rear, front corner lighting (Whelen part # VTX609A) shall be installed inside the rear and front lenses of the factory vehicle RT and LT side, all cables and wires shall be protected by recommended manufacturer specifications. Ground wire shall be connected to a factory grounded site. All power or trigger wires shall be protected inside a loom and run on the LT side of the vehicle, inside the wall plastic cover and all wires shall be protected with wire loom and secure with plastic clamps. The trigger wire shall be a 14 gage and run to the power switch inside the cab (dashboard)</p> <p>3. Note: all wires have to be protected with loom and all wire connections have to meet or exceed Long Beach Fleet Bureau standards. All Lighting Equipment to include</p>			

ITB FS 21-031
New Fleet Vehicles

	wires, cables shall not interfere with the OEM Air Bag System or any Factory Equipment			
--	---	--	--	--

ITB FS 21-031
New Fleet Vehicles

ITEM K – Specifications

FORD RANGER, 2WD CREW CAB PICK UP

		COMPLY		COMMENTS
		YES	NO	
Vehicle Classification	Ford Ranger XL, 2WD Crew Cab Pick Up with power package			No Bid
GVWR	6050 lbs.			
Payload	2128 lbs.			
Bed Size	6.0 ft.			
Wheelbase	126.8 in.			
Engine	2.3 liter Eco Boost			
Power	270 HP			
Transmission	Electronic 10 speed w/ select shift automatic transmission			
Axle Ratio, Rear	3.73			
Brakes	4-wheel disk with ABS system			
Wheels & Tires	5-P255/70R16 A/S BSW			
Fuel Tank Capacity	18 gal.			
Alternator	120 AMP			
Battery	12V, Maintenance Free			
Remote keyless entry	Manufacturer shall provide 4 key fobs			
Trailer Tow Package	Class II. W/ 4 wire connector			
Air Conditioning	Factory Manual control			
Radio	AM/FM / Stereo / Sync			
Restraint System	3 point belts, w/ air bags			
Safety	Factory back up camera, reverse sensing system and back up alarm			
Bed Area	Line-X interior of bed to include floor and tail gate			
Seats	Bench, gray vinyl			
Flooring	Black vinyl with all-weather floor mats			

ITB FS 21-031
New Fleet Vehicles

Paint	Standard Oxford White			
Option #1 Lighting Installation	<ol style="list-style-type: none"> 1. Light Bar (Whelen LED part # IW2AAAA-LBPW 48"Liberty Series) Must include PCC8R controller) Shall be installed per Whelen specifications with brackets, all 3 cables should be inside in plastic approved fitting between the light bar and metal roof with recommended sealing by the manufacturer's, all 3 cables shall be inside with a protected loom and run inside the roof channel without obstructing the curtain air bags, the loom has to be secured with plastic clamps. 2. Rear, front corner lighting (Whelen part # VTX609A) shall be installed inside the rear and front lenses of the factory vehicle RT and LT side, all cables and wires shall be protected by recommended manufacturer specifications. Ground wire shall be connected to a factory grounded site. All power or trigger wires shall be protected inside a loom and run on the LT side of the vehicle, inside the wall plastic cover and all wires shall be protected with wire loom and secure with plastic clamps. The trigger wire shall be a 14 gage and run to the power switch inside the cab (dashboard) 3. Note: all wires have to be protected with loom and all wire connections have to meet or exceed 			

ITB FS 21-031
New Fleet Vehicles

	Long Beach Fleet Bureau standards. All Lighting Equipment to include wires, cables shall not interfere with the OEM Air Bag System or any Factory Equipment			
--	--	--	--	--

ITB FS 21-031
New Fleet Vehicles

ITEM L – Specifications

FORD RANGER, 4WD CREW BED PICK UP

		COMPLY		COMMENTS
		YES	NO	
Vehicle Classification	Ford Ranger XL, 4WD Crew Bed Pick Up with power package			No Bid
GVWR	6050 lbs.			
Payload	2128 lbs.			
Bed Size	6.0 ft.			
Wheelbase	128.6 in.			
Engine	2.3 liter Eco Boost			
Power	270 HP			
Transmission	Electronic 10 speed w/ select shift automatic transmission (ESOF)			
Axle Ratio, Rear	3.73			
Brakes	Power assist, 4 wheel antilock (ABS)			
Wheels & Tires	5- P255/70R16 A/T BSW			
Fuel Tank Capacity	18 gal.			
Alternator	120 AMP			
Battery	12V, Maintenance Free			
Remote keyless entry	Manufacturer shall provide 4 key fobs			
Trailer Tow Package	Class II. W/ 4 wire connector			
Air Conditioning	Factory manual control			
Radio	AM/FM / Stereo / Sync			
Restraint System	3 point belts, w/ air bags			
Safety	Factory back up camera, reverse sensing system and back up alarm			
Bed Area	Line-X interior of bed to include floor and tail gate			
Seats	Bench, gray vinyl			

ITB FS 21-031
New Fleet Vehicles

Flooring	Black vinyl with all-weather floor mats			
Paint	Standard Oxford White			
Option #1 Lighting Installation	<ol style="list-style-type: none"> 1. Light Bar (Whelen LED part # IW2AAAA-LBPW 48"Liberty Series) Must include PCC8R controller) Shall be installed per Whelen specifications with brackets, all 3 cables should be inside in plastic approved fitting between the light bar and metal roof with recommended sealing by the manufacturer's, all 3 cables shall be inside with a protected loom and run inside the roof channel without obstructing the curtain air bags, the loom has to be secured with plastic clamps. 2. Rear, front corner lighting (Whelen part # VTX609A) shall be installed inside the rear and front lenses of the factory vehicle RT and LT side, all cables and wires shall be protected by recommended manufacturer specifications. Ground wire shall be connected to a factory grounded site. All power or trigger wires shall be protected inside a loom and run on the LT side of the vehicle, inside the wall plastic cover and all wires shall be protected with wire loom and secure with plastic clamps. The trigger wire shall be a 14 gage and run to the power switch inside the cab (dashboard) 3. Note: all wires have to be protected with loom and all wire connections have to meet or exceed Long Beach Fleet Bureau standards. All Lighting Equipment to include wires, cables shall 			

ITB FS 21-031
New Fleet Vehicles

	not interfere with the OEM Air Bag System or any Factory Equipment			
--	--	--	--	--

ITB FS 21-031
New Fleet Vehicles

ITEM M – Specifications

FORD TRANSIT, 150 CARGO VAN

		COMPLY		COMMENTS
		YES	NO	
Vehicle Classification	Ford Transit 150 Cargo with power package			No Bid
GVWR	8670 lbs.			
Payload	3685 lbs.			
Wheelbase	130 in.			
Engine	3.5 Liter PFDi V6			
Power	282 HP			
Transmission	10- speed automatic with select shift			
Axle Ratio, Rear	4.10			
Brakes	Power assist 4-wheel disk brake (ABS)			
Wheels & Tires	5, LT235/65R16 BSW			
Fuel Tank Capacity	25 gal. min.			
Alternator	150 AMP			
Battery	12V 650CCA Maintenance Free			
Remote keyless entry	Manufacturer shall provide 4 key fobs			
Trailer Tow Package	Class III			
Air Conditioning	Factory manual control			
Radio	AM/FM / Stereo / Sync			
Restraint System	3 point belts, w/ airbags			
Roof Rack	Weather guard ladder rack; Model 2291-3-01 EZGlide drop down			
Doors	50/50 hinged rear door, 180 degree opening, and sliding passenger-side door			
Seats	2, bucket type, medium gray vinyl			
Flooring	Front black vinyl with all-weather floor mats			
Paint	Standard Oxford White			
Safety	Factory back up camera, reverse sensing system and back up alarm			
Cargo	Factory cargo tie-downs with LED lighting			
Option #1	1. Light Bar (Whelen LED part # IW2AAAA-LBPW1 54" Liberty			
Lighting Installation				

ITB FS 21-031
New Fleet Vehicles

	<p>Series) with PCC8R controller. Shall be install as per Whelen specifications with brackets, All 3 cables should be inside one plastic approved fitting between light bar and metal roof with recommended sealing by Manufacturer, all 3 cables shall be inside with protected loom and run inside the roof channel and secure with plastic clamps. The power wire shall be connected to the vehicle factory battery. The ground wire shall be connected to the vehicle factory ground. All Light Bar trigger wires shall be run to the on and off power switch</p> <p>2. Front corner lighting (Whelen part # M2A with flange) shall be installed in the corner of each side of the grill. NO EXCEPTIONS. Ground wire from both sides shall be grounded on the vehicle factory ground site. The power trigger wire shall be protected with loom and secure with plastic clamps. The trigger wire shall be 14 gage and run to the power switch inside the cab (dashboard)</p> <p>3. Rear corner lighting shall have installed a VTX609R in the OEM lances per Manufacturer, all cables or wires shall be protected by recommended manufacturer specifications, ground wire shall be connected to a factory grounded site. All power or trigger wires shall be protected inside a loom and run on the LT and RT side. The trigger wire shall be a 12g and be protected with loom and run on the LT side of the chassis channel and joint the trigger wire from the front lighting.</p> <p>4. Note: all wires have to be protected with loom and all wire connections have to meet or exceed Long Beach Fleet Bureau standards.</p>			
--	---	--	--	--

ITB FS 21-031
New Fleet Vehicles

ITEM N – Specifications

FORD TRANSIT, 150 VAN – 10 PASSENGER

		COMPLY		COMMENTS
		YES	NO	
Vehicle Classification	Transit 150 Passenger Van-10 Passenger with power package			
GVWR	8550 lbs.			
Payload	3685 lbs.			
Passenger seating	10 passenger			
Wheelbase	130 in.			
Engine	3.5 liter PDFi V6			
Power	282 HP			
Transmission	10- speed automatic with select shift			
Axle Ratio, Rear	4.10			
Brakes	4-wheel Anti-lock disc brakes			
Wheels & Tires	5-LT235/65R16 BSW			
Fuel Tank Capacity	25 gal. minimum			
Alternator	200 AMP			
Battery	12V, 650CCA, Maintenance Free			
Remote Keyless Entry	Manufacturer shall provide 4 key fobs			
Trailer Tow Package	Class III			
Air Conditioning	Factory Front, and Rear Manual control			
Radio	AM/FM / Stereo / Sync			
Restraint System	3 point belts w/ air bags			
Windows	Tinted electric control			
Safety	Factory back up camera, reverse sensing system			
Seats	Standard seating, medium gray vinyl			
Flooring	Black carpet front and rear			
Side door	Sliding passenger-side door			
Paint	Standard Oxford White			

ITB FS 21-031
New Fleet Vehicles

ITEM O – Specifications

FORD TRANSIT, 250 CARGO VAN

		COMPLY		COMMENTS
		YES	NO	
Vehicle Classification	Transit 250 Cargo Van with power package			No Bid
GVWR	8600 lbs.			
Payload	2900 lbs.			
Fuel package	18 gallons			
Wheelbase	138 in			
Engine	3.5 liter PDFi V6			
Power	225 HP			
Transmission	10- speed automatic with select shift			
Axle Ratio, Rear	3.55			
Brakes	Power 4-wheel disk /4 wheel antilock			
Wheels & Tires	LT225/75R X 16E BSW			
Alternator	150 AMP			
Battery	12V, 650CCA, Maintenance Free			
Bumpers, Front & Rear	Standard			
Trailer Tow Package	Class IV			
Air Conditioning	Front, Manual control			
Radio	AM/FM / Stereo / Sync			
Restraint System	3 point belts w/ air bags			
Windows	Tinted electric control			
Mirrors	Remote side view			
Seats	Standard seating, medium gray vinyl			
Flooring	Black vinyl with all-weather floor mats			
Side door	Hinged, swing out			
Paint	Standard Oxford White			

ITB FS 21-031
New Fleet Vehicles

ITEM P – Specifications

FORD TRANSIT, 350 CARGO VAN

		COMPLY		COMMENTS
		YES	NO	
Vehicle Classification	Transit 350 Rear wheel drive Cargo Van with power package			No Bid
GVWR	9500 #			
Wheelbase	138 in.			
Engine	3.5 liter PDFi V6			
Power	225 HP			
Transmission	10- speed automatic with select shift			
Axle Ratio, Rear	4.10			
Brakes	Power assist disk, w/ antilock			
Wheels & Tires	5, LT245/75R16			
Fuel Tank Capacity	15 gallons minimum, below body.			
Alternator	150 AMP			
Battery	12V maintenance free			
Bumpers, Front & Rear	Standard			
Trailer Tow Package	Class IV			
Air Conditioning	Factory front manual control			
Radio	AM/FM stereo radio w/Sync			
Restraint System	3-point belts w/ airbags			
Windows	Tinted / electric control			
Mirrors	Remote side Mirrors			
Seats	2, Bucket type, medium gray			
Flooring	Black vinyl			
Paint	Standard Oxford White			
Side door	Sliding side door			
Rear doors	Swing out w/ fixed glass			

ITB FS 21-031
New Fleet Vehicles

ITEM Q – Specifications

FORD TRANSIT, 350 VAN – 10 PASSENGER

		COMPLY		COMMENTS
		YES	NO	
Vehicle Classification	Transit 350 Passenger Van-10 Passenger			No Bid
GVWR	9250 lbs.			
Wheelbase	138 in.			
Engine	3.5 PFDi V6			
Power	282 HP			
Transmission	10- speed automatic with select shift			
Axle Ratio, Rear	4.10			
Brakes	4-wheel anti-lock disc brakes			
Wheels & Tires	5, LT235/65 R16			
Fuel Tank Capacity	25 gallons			
Alternator	250 AMP			
Battery	12V maintenance free			
Remote Keyless Entry	Manufacturer shall provide 4 key fobs			
Trailer Tow Package	Class III			
Air Conditioning	Factory Front manual control			
Radio	AM/FM stereo radio/Sync			
Restraint System	3 point belts w/ airbags			
Windows	Tinted / manual control			
Safety	Factory back up camera, reverse sensing system			
Seating	10 passengers, medium gray			
Flooring	Black carpeted			
Paint	Standard Oxford White			
Side Doors	Sliding side door			
Rear doors	50/50 hinged w/ 180-degree opening			

ITB FS 21-031
New Fleet Vehicles

ITEM R – Specifications

FORD F-150, 2WD REGULAR CAB PICK UP-LONG BED

		COMPLY		COMMENTS
		YES	NO	
Vehicle Classification	Ford F-150 XL, 2 WD Regular Cab Pick Up with power package			No Bid
GVWR	6010 lbs.			
Payload	3325 lbs.			
Bed Size	8.0 ft.			
Wheelbase	141.5 in.			
Engine	3.3L V6 PFDI			
Power	290HP			
Transmission	Electronic Ten-speed transmission			
Axle Ratio, Rear	3.55			
Brakes	4-wheel disk with ABS			
Wheels & Tires	5-P245/70R 17 BSW			
Fuel Tank Capacity	23 gal.			
Alternator	157 AMP min.			
Battery	12V, 650 CCA Maintenance Free			
Remote Keyless Entry	Manufacturer shall provide 4 key fobs			
Trailer Tow Package	Class IV receiver hitch with 6 prong and 7 blade RV style trailer connector			
Air Conditioning	Factory Manual control			
Radio	AM/FM / Stereo / Sync			
Restraint System	3 Point belts w/ airbags			
Bed Cargo Area	Shall be line X to include tail gate.			
Safety	Rear view camera with dynamic hitch assist and back up alarm.			
Seats	40-20-40 medium gray vinyl			
Flooring	Black vinyl with all-weather floor mats			
Paint	Standard Oxford White			

ITB FS 21-031
New Fleet Vehicles

Entry assist	Factory running boards			
Option #1 Cross bed tool box	Weather guard model 114-0-01 saddle box aluminum full standard			
Option #2 Lighting Installation	<ol style="list-style-type: none"> 1. Light Bar (Whelen LED part # IW2AAAA-LBPW1 54" Liberty Series) with PCC8R controller. Shall be installed as per Whelen specifications with brackets. All 3 cables should be inside one plastic approved fitting between light bar and metal roof with recommended sealing by Manufacturer, all 3 cables shall be inside with protected loom and run inside the roof channel and secure with plastic clamps. The power wire shall be connected to the vehicle factory battery. The ground wire shall be connected to the vehicle factory ground. All Light Bar trigger wires shall be run to the on and off power switch. 2. Front corner lighting (Whelen part # M2A with flange) shall be installed in the corner of each side of the grill. NO EXCEPTIONS. Ground wire from both sides shall be grounded on the vehicle factory ground site. The power trigger wire shall be protected with loom and secure with plastic clamps. The trigger wire shall be 14-gage and run to the power switch inside the cab (dashboard) 3. Rear corner lighting shall have installed a VTX609R in the OEM lances per Manufacturer, all cables or wires shall be protected by recommended manufacturer specifications, ground wire shall be connected to a factory grounded site. All power or trigger wires shall be protected inside a loom and run on the LT and RT side. The trigger wire shall be a 12g and be protected with loom and run on the LT side of the chassis 			

ITB FS 21-031
New Fleet Vehicles

	channel and joint the trigger wire from the front lighting. 4. Note: all wires have to be protected with loom and all wire connections have to meet or exceed Long Beach Fleet Bureau standards.			
--	---	--	--	--

ITB FS 21-031
New Fleet Vehicles

ITEM S – Specifications

FORD F-150, 2WD REGULAR CAB PICK UP -SHORT BED

		COMPLY		COMMENTS
		YES	NO	
Vehicle Classification	Ford F-150 XL 2WD Regular Cab Pick Up with power package			No Bid
GVWR	6010 lbs.			
Payload	3310 lbs.			
Bed Size	6.5 ft.			
Wheelbase	122.5 in.			
Engine	3.3 liter V6 PFDI			
Power	290 HP			
Transmission	Ten-speed automatic			
Axle Ratio, Rear	3.55			
Brakes	4-wheel disk ABS			
Wheels & Tires	5-P245/70 17 BSW			
Fuel Tank Capacity	23			
Alternator	200 AMP			
Battery	12V, 650CCA Maintenance Free			
Remote Keyless Entry	Manufacturer shall provide 4 key fobs			
Trailer Tow Package	Class IV receiver hitch with 6 prong and 7 blade RV style trailer connector			
Air Conditioning	Factory Manual control			
Radio	AM/FM / Stereo / Sync			
Restraint System	3 Point belts w/ airbags			
Bed Area	Shall have Line X including tail gate			
Safety	Rear view camera with dynamic hitch assist and back up alarm			
Seats	40-20-40 medium gray vinyl			
Flooring	Black vinyl with all-weather floor mats			
Paint	Standard Oxford White			
Door Entry Assist	Factory running boards			

ITB FS 21-031
New Fleet Vehicles

Option #1 Cross bed tool box	Weather guard model 114-0-01 saddle box aluminum full standard			
Option #2 Lighting Installation	<p>1. Light Bar (Whelen LED part # IW2AAAA-LBPW1 54" Liberty Series) with PCC8R controller. Shall be installed as per Whelen specifications with brackets. All 3 cables should be inside one plastic approved fitting between light bar and metal roof with recommended sealing by Manufacturer, all 3 cables shall be inside with protected loom and run inside the roof channel and secure with plastic clamps. The power wire shall be connected to the vehicle factory battery. The ground wire shall be connected to the vehicle factory ground. All Light Bar trigger wires shall be run to the on and off power switch.</p> <p>2. Front corner lighting (Whelen part # M2A with flange) shall be installed in the corner of each side of the grill. NO EXCEPTIONS. Ground wire from both sides shall be grounded on the vehicle factory ground site. The power trigger wire shall be protected with loom and secure with plastic clamps. The trigger wire shall be 14-gage and run to the power switch inside the cab (dashboard)</p> <p>3. Rear corner lighting shall have installed a VTX609R in the OEM lances per Manufacturer, all cables or wires shall be protected by recommended manufacturer specifications, ground wire shall be connected to a factory grounded site. All power or trigger wires shall be protected inside a loom and run on the LT and RT side. The trigger wire shall be a 12g and be protected with loom and run on the LT side of the chassis channel and joint the</p>			

ITB FS 21-031
New Fleet Vehicles

	<p>trigger wire from the front lighting.</p> <p>4. Note: all wires have to be protected with loom and all wire connections have to meet or exceed Long Beach Fleet Bureau standards.</p>			
--	--	--	--	--

ITB FS 21-031
New Fleet Vehicles

ITEM T– Specifications

FORD F-150, 2WD SUPER CAB PICK UP-SHORT BED

		COMPLY		COMMENTS
		YES	NO	
Vehicle Classification	Ford F-150 XL, 2WD Super Cab Pick Up with power package			No Bid
GVWR	7050 lbs.			
Payload	2080 lbs.			
Bed Size	6.5ft.			
Wheelbase	145 in.			
Engine	2.7 L V6 EcoBoost			
Power	325 HP			
Transmission	Ten-speed Automatic			
Axle Ratio, Rear	3.55			
Brakes	4-wheel disk ABS			
Wheels & Tires	5-P245/70 17 BSW			
Fuel Tank Capacity	23 gallons			
Alternator	200 AMP			
Battery	12V, 610CCA Maintenance Free			
Remote Keyless Entry	Manufacturer shall provide 4 key fobs			
Trailer Tow Package	Class IV receiver hitch with 6 prong and 7 blade RV style trailer connector			
Air Conditioning	Factory Manual control			
Radio	AM/FM / Stereo / Sync			
Restraint System	3 Point belts w/ airbags			
Safety	Rear view camera with dynamic hitch assist and back up alarm			
Bed Area	Shall have Line X including tail gate			
Seats	40/20/40 medium gray vinyl			
Flooring	Black vinyl with all-weather floor mats			
Paint	Standard Oxford White			
Door Entry Assist	Factory running boards			
Option #1 Cross bed tool box	Weather guard model 114-0-01 saddle box aluminum full			

ITB FS 21-031
New Fleet Vehicles

	standard			
Option #2 Lighting Installation	<ol style="list-style-type: none"> 1. Light Bar (Whelen LED part # IW2AAAA-LBPW1 54" Liberty Series) with PCC8R controller. Shall be installed as per Whelen specifications with brackets. All 3 cables should be inside one plastic approved fitting between light bar and metal roof with recommended sealing by Manufacturer, all 3 cables shall be inside with protected loom and run inside the roof channel and secure with plastic clamps. The power wire shall be connected to the vehicle factory battery. The ground wire shall be connected to the vehicle factory ground. All Light Bar trigger wires shall be run to the on and off power switch. 2. Front corner lighting (Whelen part # M2A with flange) shall be installed in the corner of each side of the grill. NO EXCEPTIONS. Ground wire from both sides shall be grounded on the vehicle factory ground site. The power trigger wire shall be protected with loom and secure with plastic clamps. The trigger wire shall be 14-gage and run to the power switch inside the cab (dashboard) 3. Rear corner lighting shall have installed a VTX609R in the OEM lances per Manufacturer, all cables or wires shall be protected by recommended manufacturer specifications, ground wire shall be connected to a factory grounded site. All power or trigger wires shall be protected inside a loom and run on the LT and RT side. The trigger wire shall 			

ITB FS 21-031
New Fleet Vehicles

	<p>be a 12g and be protected with loom and run on the LT side of the chassis channel and joint the trigger wire from the front lighting.</p> <p>4. Note: all wires have to be protected with loom and all wire connections have to meet or exceed Long Beach Fleet Bureau standards.</p>			
--	--	--	--	--

ITB FS 21-031
New Fleet Vehicles

ITEM U – Specifications

FORD F-150, 4WD SUPER CAB, PICK UP-SHORT BED

		COMPLY		COMMENTS
		YES	NO	
Vehicle Classification	Ford F-150 XL, 4WD Super Cab, Pick Up, with power package			
GVWR	7050 lbs. Min.			
Payload	2080 lbs. min.			
Bed Size	6.5 ft.			
Wheelbase	145 in.			
Engine	3.3L V6 PFDI			
Power	290 HP			
Transmission	Ten-speed automatic with (ESOF)			
Axle Ratio, Rear	3.73			
Brakes	4-wheel disk ABS			
Wheels & Tires	5-P265/70 x 17 A/T OWL			
Suspension	FX4 Off- road package			
Fuel Tank Capacity	27 gal.			
Alternator	200 AMP			
Battery	12V, 610CCA Maintenance Free			
Remote Keyless Entry	Manufacturer shall provide 4 key fobs			
Trailer Tow Package	Class IV receiver hitch with 6 prong and 7 blade RV style with factory trailer controller			
Air Conditioning	Factory Manual control			
Radio	AM/FM / Stereo / Sync			
Restraint System	3 Point belts w/ airbags			
Bed Area	Shall have Line X including tail gate			
Safety	Rear view camera with dynamic hitch assist and back up alarm			
Seats	40/20/40 medium gray vinyl			
Flooring	Black vinyl with all-weather floor mats			
Paint	Standard Oxford White			
Door Entry Assist	Factory running boards			

ITB FS 21-031
New Fleet Vehicles

<p>Option #1</p> <p>Lighting Installation</p>	<ol style="list-style-type: none"> 1. Light Bar (Whelen LED part # IW2AAAA-LBPW1 54" Liberty Series) with PCC8R controller. Shall be installed as per Whelen specifications with brackets. All 3 cables should be inside one plastic approved fitting between light bar and metal roof with recommended sealing by Manufacturer, all 3 cables shall be inside with protected loom and run inside the roof channel and secure with plastic clamps. The power wire shall be connected to the vehicle factory battery. The ground wire shall be connected to the vehicle factory ground. All Light Bar trigger wires shall be run to the on and off power switch. 2. Front corner lighting (Whelen part # M2A with flange) shall be installed in the corner of each side of the grill. NO EXCEPTIONS. Ground wire from both sides shall be grounded on the vehicle factory ground site. The power trigger wire shall be protected with loom and secure with plastic clamps. The trigger wire shall be 14-gage and run to the power switch inside the cab (dashboard) 3. Rear corner lighting shall have installed a VTX609R in the OEM lances per Manufacturer, all cables or wires shall be protected by recommended manufacturer specifications, ground wire shall be connected to a factory grounded site. All power or trigger wires shall be protected inside a loom and run on the LT and RT 			
--	--	--	--	--

ITB FS 21-031
New Fleet Vehicles

ITEM PP – Specifications

FORD F-350, REGULAR CAB SERVICE BED TRUCK, CNG

	COMPLY		COMMENTS
	YES	NO	
<u>General:</u> Current model, Ford F-350 XL, regular cab, CNG powered, dual rear wheel, with service body as specified.			No Bid
<u>GVWR:</u> Shall be at least 14,000 pounds.			
<u>Wheelbase:</u> Shall be 145 inches.			
<u>Cab Axle:</u> Shall be 60 inches.			
<u>Engine:</u> Shall be a 6.2 SOHC, CNG powered V-8. CARB Certified. Shall have gaseous (CNG) prep package.			
<u>Cooling:</u> Shall be largest, heaviest duty, increased capacity system available for size of engine/transmission offered.			
<u>Exhaust System:</u> Shall be of a quiet design type with minimum backpressure restriction. Muffler(s) to be of an aluminized coating or stainless-steel construction.			
<u>Transmission:</u> Shall be Ten-speed automatic with selectable drive modes.			
<u>Axles:</u> GVWR minimum.			
<u>Stabilizer Bar/Anti-Roll:</u> Shall be heavy-duty option.			

ITB FS 21-031
New Fleet Vehicles

<p><u>Warranty:</u></p> <ol style="list-style-type: none">1. Manufacturer shall identify a single point warranty, and repair facility approved by the City of Long Beach within a 25-mile of Long Beach City Hall.2. The Contractor shall guarantee the complete vehicle furnished under these specifications against defects in material and workmanship for a period of 3 years from date unit is placed in service.3. The Contractor shall repair or replace any such item(s) necessary during the warranty period at its own cost and expense, without cost to the City.4. Warranty shall begin when the City of Long Beach places the unit in service.5. All transportation of vehicles for warranty repairs shall be at the expense of the manufacturer unless prior agreement is approved for each instance with the City of Long Beach. <p><u>Warranty Performance:</u></p> <ol style="list-style-type: none">1. The contractor shall be required to provide service within one (1) working day after notification by telephone.2. If the contractor does not acknowledge after two (2) working days, it shall be assumed as approval for the City to repair the vehicle or obtain warranty outside vendor repair facility.3. The City shall be paid an area average hourly rate for labor inclusive of transportation and parts replaced one for one repairs from component manufacturers.4. The vehicle manufacturer shall furnish all warranty documentation to the City upon delivery.5. Defective parts shall be labeled and retained by the City until parts are replaced.6. Contractor shall take full responsibility for returning any defective parts to his supplier.7. Outside vendor repair facility parts and labor billing to go directly to manufacturer. <p><u>Manuals/Operating Service:</u></p> <p>Successful bidder shall provide a full set of operating/service manuals (CD if available) for every major component installed in truck including cab and chassis, electrical schematics, hydraulic schematics, and a complete parts manual. All manuals and schematics shall be delivered with each unit.</p>			
---	--	--	--

ITB FS 21-031
New Fleet Vehicles

<p>moisture, salt, and fluid. It also must be protected against over voltage and reverse polarity conditions.</p> <p>6. All wiring will run in enclosed looms or conduit; and will be color coded and <i>labeled with circuit designation every three (3) inches.</i></p> <p>7. All main power and battery connections will be covered with silicone-seal shrink tubing.</p> <p>8. All harness connections will be made with Deutsch weatherproof connectors. Small components can be made with crimp connectors and they will be of the heavy-duty, nylon variety. Standard duty vinyl connectors are not acceptable.</p> <p>9. Insulation-displacement connectors (i.e. <i>"Scotchlock"</i>) are not acceptable for <i>any connection.</i></p> <p>10. Open, "crimp" type connectors are not acceptable for exterior connections, and <i>electrical tape is not acceptable for any connection.</i></p> <p>11. Wiring protection will be offered via:</p> <ul style="list-style-type: none"> a. Heat resistant (300°) loom b. Hard plastic (snap-in or glue-in) or rubber grommets wherever wiring passes through walls or partitions. c. Plastic cable ties. d. Rubber coated aluminum cable clamps <p>12. Wherever practical, wiring looms will be tied together, and clamped to bulkheads, to ensure maximum security and vibration resistance.</p> <p>13. All continuous runs of wiring will be supported at intervals of 16 inches or less.</p> <p>14. No loose wiring will be exposed or visible in any area of the vehicle's interior.</p> <p>15. All wiring or harnesses, whether exposed or not, will be secured to body with rubber coated metal cable clamps, or to existing wiring with plastic wire ties.</p> <p>16. All exposed wire and cable in other areas of the vehicle will be protected from damage or accidental contact. No wiring will run under the carpeting in the driver or passenger footwell.</p> <p>17. All excess cable (prefabricated harnesses) will be coiled, tied with wire ties and secured with plastic cable clamps.</p> <p>18. All wire ties will be trimmed flush.</p> <p>19. All soldering will be of high quality. Solder "blobs" and cold solder joints are not acceptable.</p> <p>20. In-line fuse holders will be marked with the circuit they protect and will be installed in accessible locations.</p>			
--	--	--	--

ITB FS 21-031
New Fleet Vehicles

<ol style="list-style-type: none"> 2. Rear corner lighting, M7A with flange # M7FC on the rear CS and SS of the Service body, all cables or wires shall be protected by recommended manufacturer specifications, ground wire shall be connected to a factory grounded site. All power or trigger wires shall be protected inside a loom and run on the LT and RT side. The trigger wire shall be a 12g and be protected with loom and run on the LT side of the chassis channel and joint the trigger wire from the front lighting. 3. Front corner lighting (Whelen part # M2A with flange # M2FC shall be installed in the corner of each side of the grill. NO EXCEPTIONS. Ground wire from both sides shall be grounded on the vehicle factory ground site. The power trigger wire shall be protected with loom and secure with plastic clamps. The trigger wire shall be 14 gage and run to the power switch inside the cab (dashboard). 4. Note: all wires have to be protected with loom and all wire connections have to meet or exceed Long Beach Fleet Bureau standards 5. Fleet Acquisitions will determine the placement of the controller at time of build. 			
<p><u>Design Requirements:</u></p> <p>The Electrical System will be designed:</p> <ol style="list-style-type: none"> 1. To meet SAE Standard J1292 (Automobile, Truck, Truck-Tractor, Trailer, and Motor Coach Wiring) as a minimum. Knowledge of this standard must be proven at pre-construction. 2. To withstand the rigors of service. 3. With accessibility and ease of maintenance as a priority. <p><u>Construction:</u></p> <ol style="list-style-type: none"> 1. All electrical lighting circuits will terminate and be controlled through the ICON Harness and multiplex load manager system. The multiplex nodes will be conveniently located in the vehicle to reduce the length of cable runs. 2. All circuits will have the ability to be load managed and load sequenced. 3. All circuits will be controlled by the multiplex software. Each node will provide real-time diagnostics. 4. All wire used in this vehicle will conform to SAE Standard J1128 (Low Tension Primary Cable), for "GXL" insulation. 5. All electrical components, including wiring, will be rated at 125% of the maximum intended load. The multiplex must be designed to survive extreme temperatures of up to 185F, and sealed against 			

ITB FS 21-031
New Fleet Vehicles

Service Body Specific:

1. Service body 40 height enclose section utility, shall be service bed.
2. Body to have (1) aluminum diamond plate covered flip top section per side.
3. **Option #1** C.S. #1 to be 34" wide, and shall have a EU 3000 Honda generator with slide tray and cut shelf and vent door. Vertical double doors.
4. C.S. #2 to be 40" wide and have (1) adjustable shelf. Horizontal door over wheel span.
5. C.S. #3 to be 22" and be a vertical compartment and have (3) adjustable shelves.
6. S.S. #1 to be 34" wide and have (3) adjustable shelves. Vertical double doors.
7. S.S. #2 to be 40" wide and have (1) adjustable shelf. Horizontal door over wheel span.
8. S.S. #3 to be 22" and be a vertical compartment and have (3) adjustable shelves.
9. Integral HD step bumper.
10. Class 3- trailer with pintle hitch receiver, 6 prong and 7 blade RV style trailer connector.
11. Line-X interior of service bed to include floor, compartment sides, and interior tailgate surfaces.
12. **Option #2** Ladder rack with two straps on each side. **(Ladder rack must clear the light bar visibility)**
13. One LED light on each side of the ladder rack Whelen # PSL1PB.
14. Shall installed lighting in all compartments Whelen part # PSBKT451/ Strip light.
15. **Option # 3** Tommy lift gate G2 series with 35" platform.
16. Body builder shall install the factory sensing system on the service body rear bumper.

Color: Oxford White

Service bed should be bid and built by Pacific Truck Equipment Inc. or approved equal.

Lighting Installation:

1. Light Bar (Whelen LED part # IW2AAAA-LBPW1 54" Liberty WC Series) with PCC8R controller. Shall be install as per Whelen specifications with brackets, All 3 cables should be inside one plastic approved fitting between light bar and metal roof with recommended sealing by Manufacturer, all 3 cables shall be inside with protected loom and run inside the roof channel and secure with plastic clamps. The power wire shall be connected to the vehicle factory battery. The ground wire shall be connected to the vehicle factory ground. All Light Bar trigger wires shall be run to the on and off factory power switch.

ITB FS 21-031
New Fleet Vehicles

<p><u>Body (Cab):</u> Shall be Crew Cab production and include at least all of the following:</p> <ol style="list-style-type: none"> 1. Front seat shall be 40-20-40 bench. Shall have darker shade gray vinyl material upholstery, with (3) three seat belts. 2. Rear seat shall be bench style. 3. Floor covering shall be black rubber 4. All weather floor mats 5. All glass shall be factory solar tint. 6. Doors shall provide automatic illumination when opened. 7. An integral heater, defroster. 8. Windshield wipers, two-speed with intermittent wipe and washers. 9. Inside center rear view mirror shall have day/night adjustment feature. 10. Cab dome light. 11. All instruments, controls, indicators, lights and switches shall be factory standard unless otherwise specified. 12. Glove box. 13. 12-volt power outlet. 14. Sun visors and armrests shall be provided on both sides of cab. 15. Factory installed air conditioning. 16. Dual electric horns. 17. Unit shall have 4 matched keys per lock. 18. Factory installed AM/FM CD radio. 19. Sync. 20. Factory reverse sensing system. 21. Factory running boards. 22. Outfitter switches. 23. Backup alarm, OSHA approved. 24. Factory rear view camera, with rearview mirror monitor. Camera shall be installed on the center of body not on the license plate frame. 25. Power door locks. 26. Power windows. <p><u>Service Body General:</u></p> <ol style="list-style-type: none"> 1. Constructed of 2-sided galvanized steel 2. 14-gauge (A40 or 60) galvanized steel shall be the material for body sides, front panels, front bulkhead compartment bases, rear panels, interior partitions and roof panels. 3. All electric welds with permanently sealed joints 4. All dissimilar metals to be primed before joining. 5. Floor to be 3/16 inch galvanized treadplate 6. Shelving is to be 18-gauge spangle galvanized steel, 250# rated load. 			
--	--	--	--

ITB FS 21-031
New Fleet Vehicles

Frame:

Shall be compatible to GVWR. 37,000-PSI minimum frame yield strength. Welding or cutting of truck frame is unacceptable unless company is a certified body builder for the OEM manufacture. No Exceptions. Shall have two front tow hooks attached to the frame.

Steering:

Shall be factory power.

Wheels:

Manufacturer shall provide five (5) painted wheels at least seven and one-half (7.5") inches wide.

Tires:

Manufacturer shall provide five (5) BSW LT245/75 R x 17E A/S tires. All wheels and tires shall be statically and dynamically balanced tubeless type.

Electrical:

Shall be twelve (12) volt, negative ground system. Wire piercing connectors are unacceptable.

Alternator:

Shall be not less than one hundred and fifty-seven (157) amp manufacturer's rated capacity.

Battery(s):

Shall be a minimum of dual 650 CCA, maintenance free type.

Fuel Tank:

Shall have a minimum capacity of 40 gallons.

Note: The truck(s) will be ship through to Qualified Vehicle Modifier (VQM). Conversion will be paid by City of Long Beach under current contract. No Exceptions.

ITB FS 21-031
New Fleet Vehicles

ITEM OO – Specifications

FORD F-250, CREW CAB SERVICE BED TRUCK, CNG

	COMPLY YES NO		COMMENTS
<p><u>General:</u> Shall be current Ford F-250 XL, Crew cab, 4X2, single rear wheel, CNG powered, cab, & chassis, with service body. Engine must be at least LEV rated.</p> <p><u>GVWR:</u> Shall be at least 9,900 pounds.</p> <p><u>Wheelbase:</u> Shall be at least 176 inches.</p> <p><u>Cab Axle:</u> Shall be 56 inches.</p> <p><u>Engine:</u> Shall be a 6.2 SOHC, CNG powered V-8. CARB Certified. Shall have gaseous (CNG) prep package.</p> <p><u>Cooling:</u> Shall be largest, heaviest duty, increased capacity system available for size of engine/transmission offered.</p> <p><u>Transmission:</u> Shall be an automatic, torque converter type with at least six (6) speeds forward and one (1) reverse. Heaviest duty option offered for engine size.</p> <p><u>Axles:</u> Rear: Shall have standard single rear wheel rating for this type, and size truck.</p> <p><u>Ratio:</u> Shall have 3.73 gear ratio, with non-limited slip traction.</p> <p><u>Shock Absorbers:</u> Shall be heavy-duty type.</p> <p><u>Stabilizer Bar/Anti Roll:</u> Shall be heavy-duty type.</p> <p><u>Suspension:</u> Capacities shall equal axle ratings.</p>			No Bid

ITB FS 21-031
New Fleet Vehicles

Warranty Performance:

1. The contractor shall be required to provide service within one (1) working day after notification by telephone.
2. If the contractor does not acknowledge after two (2) working days, it shall be assumed as approval for the City to repair the vehicle or obtain warranty outside vendor repair facility.
3. 7.The City shall be paid an area average hourly rate for labor inclusive of transportation and parts replaced one for one repairs from component manufacturers.
4. The vehicle manufacturer shall furnish all warranty documentation to the City upon delivery.
5. Defective parts shall be labeled and retained by the City until parts are replaced.
6. Contractor shall take full responsibility for returning any defective parts to his supplier.
7. Outside vendor repair facility parts and labor billing to go directly to manufacturer.

Manuals/Operating Service:

Successful bidder shall provide a full set of operating/service manuals (CD if available) for every major component installed in truck including cab and chassis, electrical schematics, hydraulic schematics, and a complete parts manual. All manuals and schematics shall be delivered with each unit.

ITB FS 21-031
New Fleet Vehicles

<p>12. Wherever practical, wiring looms will be tied together, and clamped to bulkheads, to ensure maximum security and vibration resistance.</p> <p>13. All continuous runs of wiring will be supported at intervals of 16 inches or less.</p> <p>14. No loose wiring will be exposed or visible in any area of the vehicle's interior.</p> <p>15. All wiring or harnesses, whether exposed or not, will be secured to body with rubber coated metal cable clamps, or to existing wiring with plastic wire ties.</p> <p>16. All exposed wire and cable in other areas of the vehicle will be protected from damage or accidental contact. No wiring will run under the carpeting in the driver or passenger footwell.</p> <p>17. All excess cable (prefabricated harnesses) will be coiled, tied with wire ties and secured with plastic cable clamps.</p> <p>18. All wire ties will be trimmed flush.</p> <p>19. All soldering will be of high quality. Solder "blobs" and cold solder joints are not acceptable.</p> <p>20. In-line fuse holders will be marked with the circuit they protect, and will be installed in accessible locations</p> <p><u>Warranty:</u></p> <p>1. Manufacturer shall identify a single point warranty, and repair facility approved by the City of Long Beach within a 25-mile of Long Beach City Hall.</p> <p>2. The Contractor shall guarantee the complete vehicle furnished under these specifications against defects in material and workmanship for a period of 3 years from date unit is placed in service.</p> <p>3. The Contractor shall repair or replace any such item(s) necessary during the warranty period at its own cost and expense, without cost to the City.</p> <p>4. Warranty shall begin when the City of Long Beach places the unit in service.</p> <p>5. All transportation of vehicles for warranty repairs shall be at the expense of the manufacturer unless prior agreement is approved for each instance with the City of Long Beach.</p>			
---	--	--	--

ITB FS 21-031
New Fleet Vehicles

Design Requirements:

The Electrical System will be designed:

1. To meet SAE Standard J1292 (Automobile, Truck, Truck-Tractor, Trailer, and Motor Coach Wiring) as a minimum. **Knowledge of this standard must be proven at pre-construction.**
2. To withstand the rigors of service.
3. With accessibility and ease of maintenance as a priority.

Construction:

1. All electrical lighting circuits will terminate and be controlled through the ICON Harness and multiplex load manager system. The multiplex nodes will be conveniently located in the vehicle to reduce the length of cable runs.
2. All circuits will have the ability to be load managed and load sequenced.
3. All circuits will be controlled by the multiplex software. Each node will provide real-time diagnostics.
4. All wire used in this vehicle will conform to SAE Standard J1128 (Low Tension Primary Cable), for "GXL" insulation.
5. All electrical components, including wiring, will be rated at 125% of the maximum intended load. The multiplex must be designed to survive extreme temperatures of up to 185F, and sealed against moisture, salt, and fluid. It also must be protected against over voltage and reverse polarity conditions.
6. All wiring will run in enclosed looms or conduit; and will be color coded and ***labeled with circuit designation every three (3) inches.***
7. All main power and battery connections will be covered with silicone-seal shrink tubing.
8. All harness connections will be made with Deutsch weatherproof connectors. Small components can be made with crimp connectors and they will be of the heavy-duty, nylon variety. Standard duty vinyl connectors are not acceptable.
9. Insulation-displacement connectors (i.e. "**Scotchlock**") **are not acceptable for any connection.**
10. Open, "crimp" type connectors are not acceptable for exterior connections, and **electrical tape is not acceptable for any connection.**
11. Wiring protection will be offered via:
 - a. Heat resistant (300°) loom
 - b. Hard plastic (snap-in or glue-in) or rubber grommets wherever wiring passes through walls or partitions.
 - c. Plastic cable ties
 - d. Rubber coated aluminum cable clamps

ITB FS 21-031
New Fleet Vehicles

Lighting Installation:

1. Light Bar (Whelen LED part # IW2AAAA-LBPW1 54" Liberty WC Series) with PCC8R controller. Shall be install as per Whelen specifications with brackets. All 3 cables should be inside one plastic approved fitting between light bar and metal roof with recommended sealing by Manufacturer, all 3 cables shall be inside with protected loom and run inside the roof channel and secure with plastic clamps. The power wire shall be connected to the vehicle factory battery. The ground wire shall be connected to the vehicle factory ground. All Light Bar trigger wires shall be run to the on and off factory power switch.
2. Rear corner lighting, M7A with flange # M7FC on the rear CS and SS of the Service body, all cables or wires shall be protected by recommended manufacturer specifications, ground wire shall be connected to a factory grounded site. All power or trigger wires shall be protected inside a loom and run on the LT and RT side. The trigger wire shall be a 12g and be protected with loom and run on the LT side of the chassis channel and joint the trigger wire from the front lighting.
3. Front corner lighting (Whelen part # M2A with flange #M2FC shall be installed in the corner of each side of the grill. NO EXCEPTIONS. Ground wire from both sides shall be grounded on the vehicle factory ground site. The power trigger wire shall be protected with loom and secure with plastic clamps. The trigger wire shall be 14 gage and run to the power switch inside the cab (dashboard)
4. **Note:** all wires have to be protected with loom and all wire connections have to meet or exceed Long Beach Fleet Bureau standards
5. **Fleet Acquisitions will determine the placement of the controller at time of build.**

ITB FS 21-031
New Fleet Vehicles

<p>Service Body Specific:</p> <ol style="list-style-type: none"> 1. Service body 40" height enclose section utility, shall be service bed 2. Body to have (1) aluminum diamond plate covered flip top section per side. 3. Option #1 C.S. #1 to be 34" wide, and shall have a EU 3000 Honda generator with slide tray and cut shelf and vent door. Vertical double doors 4. C.S. #2 to be 40" wide and have (1) adjustable shelf. Horizontal door over wheel span. 5. C.S. #3 to be 22" and be a vertical compartment and have (3) adjustable shelves. 6. S.S. #1 to be 34" wide and have (3) adjustable shelves. Vertical double doors. 7. S.S. #2 to be 40" wide and have (1) adjustable shelf. Horizontal door over wheel span. 8. S.S. #3 to be 22" and be a vertical compartment and have (3) adjustable shelves. 9. Integral HD step bumper. 10. Class 3- trailer with pintle hitch receiver, 6 prong and 7 blade RV style trailer connector. 11. Line-X interior of service bed to include floor, compartment sides, and interior tailgate surfaces. 12. Option #2 Ladder rack with two straps on each side. (Ladder rack must clear the light bar visibility) 13. One LED light on each side of the ladder rack Whelen # PSL1PB. 14. Shall installed lighting in all compartments. Whelen part # PSBKT451/ Strip light. 15. Option #3 Tommy lift gate G2 series with 35" platform 16. Body builder shall install the factory sensing system on the service body rear bumper. <p>Color: Oxford White</p> <p>Service bed should be bid and built by Pacific Truck Equipment Inc. or approved equal.</p>			
--	--	--	--

ITB FS 21-031
New Fleet Vehicles

<p><u>Body (Cab):</u> Shall be Super Cab production and include atleast all of the following:</p> <ol style="list-style-type: none"> 1. Front seat shall be 40-20-40 bench. Shall have darker shade gray vinyl material upholstery, with three (3) seat belts. 2. Floor covering shall be black rubber 3. All-weather floor mats 4. All glass shall be factory solar tint. 5. Doors shall provide automatic illumination when opened. 6. An integral heater, defroster. 7. Windshield wipers, two-speed with intermittent wipe and washers. 8. Inside center rear view mirror shall have day/night adjustment feature. 9. Cab dome light. 10. All instruments, controls, indicators, lights and switches shall be factory standard unless otherwise specified. 11. Glove box. 12. 12-volt power outlet. 13. Sun visors and armrests shall be provided on both sides of cab. 14. Factory installed air conditioning. 15. Dual electric horns. 16. Unit shall have 4 matched keys per lock. 17. Factory installed AM/FM CD radio. 18. Sync. 19. Backup alarm, OSHA approved. 20. Factory running boards. 21. Outfitter switches. 22. Factory (1) Rear view camera, with rearview mirror monitor. Camera shall be installed on the center of body not on the license plate frame. 23. Factory reverse sensing system. 24. Factory Power door locks. 25. Power windows. <p><u>Service Body General:</u></p> <ol style="list-style-type: none"> 1. Constructed of 2-sided galvanized steel 2. 14-gauge (A40 or 60) galvanized steel shall be the material for body sides, front panels, front bulkhead compartment bases. rear panels, interior partitions and roof panels. 3. All electric welds with permanently sealed joints 4. All dissimilar metals to be primed before joining Floor is to be 3/16 inch galvanized tread plate 5. Shelving is to be 18-gauge spangle galvanized steel, 250# rated load 			
---	--	--	--

ITB FS 21-031
New Fleet Vehicles

<p><u>Frame:</u> Shall be compatible to GVWR. 37,000-PSI minimum frame yield strength. Welding or cutting of truck frame is unacceptable unless company is a certified body builder for the OEM manufacture. No Exceptions. Shall have two front tow hooks attached to the frame.</p> <p><u>Steering:</u> Shall be factory power.</p> <p><u>Wheels:</u> Manufacturer shall provide five (5) painted wheels at least seven and one-half (7.5") inches wide.</p> <p><u>Tires:</u> Manufacturer shall provide five (5) BSW LT245/75 R x 17E A/S tires. All wheels and tires shall be statically and dynamically balanced tubeless type.</p> <p><u>Electrical:</u> Shall be twelve (12) volt, negative ground system. Wire piercing connectors are unacceptable.</p> <p><u>Alternator:</u> Shall be not less than one hundred and fifty-seven (157) amp manufacturer's rated capacity.</p> <p><u>Battery(s):</u> Shall be a minimum of dual 650 CCA, maintenance free type.</p> <p><u>Fuel Tank:</u> Shall have a minimum capacity of 29 gallons.</p> <p>Note: The truck(s) will be ship through to Qualified Vehicle Modifier (VQM). Conversion will be paid by City of Long Beach under current contract. No Exceptions.</p>			
---	--	--	--

ITB FS 21-031
New Fleet Vehicles

ITEM NN – Specifications

FORD F-250 SUPER CAB SERVICE BED TRUCK, CNG

	COMPLY		COMMENTS
	YES	NO	
<p><u>General:</u> Shall be current Ford F-250 XL, Super cab, 4X2, single rear wheel, CNG powered, cab, & chassis, with service body. Engine must be at least LEV rated.</p> <p><u>GVWR:</u> Shall be at least 9,900 pounds.</p> <p><u>Wheelbase:</u> Shall be at least 164 inches.</p> <p><u>Cab Axle:</u> Shall be 60 inches.</p> <p><u>Engine:</u> Shall be a 6.2 SOHC, CNG powered V-8. CARB Certified. Shall have CNG prep package.</p> <p><u>Cooling:</u> Shall be largest, heaviest duty, increased capacity system available for size of engine/transmission offered.</p> <p><u>Transmission:</u> Shall be Torqshift Six-speed automatic with select shift.</p> <p><u>Axles:</u> Rear: Shall have standard single rearwheel rating for this type, and size truck.</p> <p><u>Ratio:</u> Shall have 3.73 gear ratio, with non-limited slip traction.</p> <p><u>Shock Absorbers:</u> Shall be heavy-duty type.</p> <p><u>Stabilizer Bar/Anti Roll:</u> Shall be heavy-duty type.</p> <p><u>Suspension:</u> Capacities shall equal axle ratings.</p>			No Bid

ITB FS 21-031
New Fleet Vehicles

<p>2. If the contractor does not acknowledge after two (2) working days, it shall be assumed as approval for the City to repair the vehicle or obtain warranty outside vendor repair facility.</p> <p>3. The City shall be paid an area average hourly rate for labor inclusive of transportation and parts replaced one for one repairs from component manufacturers.</p> <p>4. The vehicle manufacturer shall furnish all warranty documentation to the City upon delivery.</p> <p>5. Defective parts shall be labeled and retained by the City until parts are replaced.</p> <p>6. Contractor shall take full responsibility for returning any defective parts to his supplier.</p> <p>7. Outside vendor repair facility parts and labor billing to go directly to manufacturer.</p> <p><u>Manuals/Operating Service:</u></p> <p>Successful bidder shall provide a full set of operating/service manuals (CD if available) for every major component installed in truck including cab and chassis, electrical schematics, hydraulic schematics, and a complete parts manual. All manuals and schematics shall be delivered with each unit.</p>			
--	--	--	--

ITB FS 21-031
New Fleet Vehicles

<p>grommets wherever wiring passes through walls or partitions.</p> <p>c. Plastic cable ties</p> <p>d. Rubber coated aluminum cable clamps</p> <p>12. Wherever practical, wiring looms will be tied together, and clamped to bulkheads, to ensure maximum security and vibration resistance.</p> <p>13. All continuous runs of wiring will be supported at intervals of 16 inches or less.</p> <p>14. No loose wiring will be exposed or visible in any area of the vehicle's interior.</p> <p>15. All wiring or harnesses, whether exposed or not, will be secured to body with rubber coated metal cable clamps, or to existing wiring with plastic wire ties.</p> <p>16. All exposed wire and cable in other areas of the vehicle will be protected from damage or accidental contact. No wiring will run under the carpeting in the driver or passenger footwell.</p> <p>17. All excess cable (prefabricated harnesses) will be coiled, tied with wire ties and secured with plastic cable clamps.</p> <p>18. All wire ties will be trimmed flush.</p> <p>19. All soldering will be of high quality. Solder "blobs" and cold solder joints are not acceptable.</p> <p>20. In-line fuse holders will be marked with the circuit they protect and will be installed in accessible locations.</p>			
<p><u>Warranty:</u></p> <p>1. Manufacturer shall identify a single point warranty, and repair facility approved by the City of Long Beach within a 25-mile of Long Beach City Hall.</p> <p>2. The Contractor shall guarantee the complete vehicle furnished under these specifications against defects in material and workmanship for a period of 3 years from date unit is placed in service.</p> <p>3. The Contractor shall repair or replace any such item(s) necessary during the warranty period at its own cost and expense, without cost to the City.</p> <p>4. Warranty shall begin when the City of Long Beach places the unit in service.</p> <p>All transportation of vehicles for warranty repairs shall be at the expense of the manufacturer unless prior agreement is approved for each instance with the City of Long Beach.</p> <p><u>Warranty Performance:</u></p> <p>1. The contractor shall be required to provide service within one (1) working day after notification by telephone.</p>			

ITB FS 21-031
New Fleet Vehicles

<p><u>Design Requirements:</u></p> <p>The Electrical System will be designed:</p> <ol style="list-style-type: none"> 1. To meet SAE Standard J1292 (Automobile, Truck, Truck-Tractor, Trailer, and Motor Coach Wiring) as a minimum. Knowledge of this standard must be proven at pre-construction. 2. To withstand the rigors of service. 3. With accessibility and ease of maintenance as a priority. 			
<p><u>Construction:</u></p> <ol style="list-style-type: none"> 1. All electrical lighting circuits will terminate and be controlled through the ICON Harness and multiplex load manager system. The multiplex nodes will be conveniently located in the vehicle to reduce the length of cable runs. 2. All circuits will have the ability to be load managed and load sequenced. 3. All circuits will be controlled by the multiplex software. Each node will provide real-time diagnostics. 4. All wire used in this vehicle will conform to SAE Standard J1128 (Low Tension Primary Cable), for "GXL" insulation. 5. All electrical components, including wiring, will be rated at 125% of the maximum intended load. The multiplex must be designed to survive extreme temperatures of up to 185F, and sealed against moisture, salt, and fluid. It also must be protected against over voltage and reverse polarity conditions. 6. All wiring will run in enclosed looms or conduit; and will be color coded and <i>labeled with circuit designation every three (3) inches.</i> 7. All main power and battery connections will be covered with silicone-seal shrink tubing. 8. All harness connections will be made with Deutsch weatherproof connectors. Small components can be made with crimp connectors and they will be of the heavy-duty, nylon variety. Standard duty vinyl connectors are not acceptable. 9. Insulation-displacement connectors (i.e. "Scotchlock") are not acceptable for any connection. 10. Open, "crimp" type connectors are not acceptable for exterior connections, and electrical tape is not acceptable for any connection. 11. Wiring protection will be offered via: <ol style="list-style-type: none"> a. Heat resistant (300°) loom b. Hard plastic (snap-in or glue-in) or rubber 			

ITB FS 21-031
New Fleet Vehicles

Lighting Installation:

1. Light Bar (Whelen LED part # IW2AAAA-LBPW1 54" Liberty WC Series) with PCC8R controller. Shall be install as per Whelen specifications with brackets. All 3 cables should be inside one plastic approved fitting between light bar and metal roof with recommended sealing by Manufacturer, all 3 cables shall be inside with protected loom and run inside the roof channel and secure with plastic clamps. The power wire shall be connected to the vehicle factory battery. The ground wire shall be connected to the vehicle factory ground. All Light Bar trigger wires shall be run to the on and off factory power switch.
2. Rear corner lighting, M7A with flange # M7FC on the rear CS and SS of the Service body, all cables or wires shall be protected by recommended manufacturer specifications, ground wire shall be connected to a factory grounded site. All power or trigger wires shall be protected inside a loom and run on the LT and RT side. The trigger wire shall be a 12g and be protected with loom and run on the LT side of the chassis channel and joint the trigger wire from the front lighting.
3. Front corner lighting (Whelen part # M2A with flange # M2FC shall be installed in the corner of each side of the grill. **NO EXCEPTIONS.** Ground wire from both sides shall be grounded on the vehicle factory ground site. The power trigger wire shall be protected with loom and secure with plastic clamps. The trigger wire shall be 14 gage and run to the power switch inside the cab (dashboard).
4. **Note:** all wires have to be protected with loom and all wire connections have to meet or exceed Long Beach Fleet Bureau standards.
5. **Fleet Acquisitions will determine the placement of the controller at time of build.**

ITB FS 21-031
New Fleet Vehicles

<p><u>Service Body Specific:</u></p> <ol style="list-style-type: none"> 1. Service body 40" height open utility, shall be service bed. 2. Body to have (1) aluminum diamond plate covered flip top section per side. 3. Option #1 C.S. #1 to be 34" wide, and shall have a EU 3000 Honda generator with slide tray and cut shelf and vent door. Vertical double doors. 4. C.S. #2 to be 40" wide and have (1) adjustable shelf. Horizontal door over wheel span. 5. C.S. #3 to be 22" and be a vertical compartment and have (3) adjustable shelves. 6. S.S. #1 to be 34" wide and have (3) adjustable shelves. Vertical double doors. 7. S.S. #2 to be 40" wide and have (1) adjustable shelf. Horizontal door over wheel span. 8. S.S. #3 to be 22" and be a vertical compartment and have (3) adjustable shelves. 9. Integral HD step bumper. 10. Class 3- trailer with pintle hitch receiver, 6 prong and 7 blade RV style trailer connector. 11. Line-X interior of service bed to include floor, compartment sides, and interior tailgate surfaces. 12. Option #2 Ladder rack with two straps on each side. (Ladder rack must clear the light bar visibility) 13. One LED light on each side of the ladder rack 14. Whelen # PSL1PB. 15. Shall have installed lighting in all compartments. Whelen part # PSBKT451/ Strip light. 16. Option #3 Tommy lift gate G2 series with 35" platform. 17. Shall have installed (2) heavy duty leaf spring on the rear suspension. 18. Body builder shall install the factory sensing system on the service body rear bumper. <p>Color: Oxford White</p> <p>Service bed should be bid and built by Pacific Truck Equipment Inc. or approved equal.</p>			
---	--	--	--

ITB FS 21-031
New Fleet Vehicles

<p>and washers.</p> <p>8. Inside center rear view mirror shall have day/night adjustment feature.</p> <p>9. Cab dome light.</p> <p>10. Tachometer, factory installed.</p> <p>11. All instruments, controls, indicators, lights and switches shall be factory standard unless otherwise specified.</p> <p>12. Glove box.</p> <p>13. 12-volt power outlet.</p> <p>14. Sun visors and armrests shall be provided on both sides of cab.</p> <p>15. Factory installed air conditioning.</p> <p>16. Dual electric horns.</p> <p>17. Unit shall have 4 matched keys per lock.</p> <p>18. Factory installed AM/FM CD radio.</p> <p>19. Sync.</p> <p>20. Backup alarm, OSHA approved.</p> <p>21. Factory Running Boards.</p> <p>22. Outfitter switches.</p> <p>23. Factory (1) Rear view camera, with rearview mirror monitor. Camera shall be installed on the center of body not on the license plate frame.</p> <p>24. Power door locks.</p> <p>25. Power windows.</p> <p>26. Factory reverse sensing system.</p> <p><u>Service Body General:</u></p> <p>1. Constructed of 2-sided galvanized steel 14-gauge (A40 or 60) galvanized steel shall be the material for body sides, front panels, front bulkhead compartment bases. rear panels, interior partitions and roof panels.</p> <p>2. All electric welds with permanently sealed joints.</p> <p>3. All dissimilar metals to be primed before joining.</p> <p>4. Floor is to be 3/16 inch galvanized tread plate.</p> <p>5. Shelving is to be 18-gauge spangle galvanized steel, 250# rated load.</p>			
--	--	--	--

ITB FS 21-031
New Fleet Vehicles

unacceptable unless company is a certified body builder for the OEM manufacture. No Exceptions. Shall have two front tow hooks attached to the frame.

Steering:

Shall be factory power.

Wheels:

Manufacturer shall provide five (5) painted wheels at least seven and one-half (7.5") inches wide.

Tires:

Manufacturer shall provide five (5) BSW LT245/75 R x 17E A/S tires. All wheels and tires shall be statically and dynamically balanced tubeless type.

Electrical:

Shall be twelve (12) volt, negative ground system. Wire piercing connectors are unacceptable.

Alternator:

Shall be not less than one hundred and fifty-seven (157) amp manufacturer's rated capacity.

Battery(s):

Shall be a minimum of dual 610 CCA, maintenance free type.

Fuel Tank:

Shall have a minimum capacity of 29 gallons.

Note: The truck(s) will be ship through to Qualified Vehicle Modifier (VQM). Conversion will be paid by City of Long Beach under current contract. No Exceptions.

Body (Cab):

Shall be **Regular Cab** production and include at least all of the following:

1. Front seat shall be 40-20-40 bench. Shall have darker shade gray vinyl material upholstery, with three (3) seat belts.
2. Floor covering shall be black rubber.
3. All weather floor mats.
4. All glass shall be factory solar tint.
5. Doors shall provide automatic illumination when opened.
6. An integral heater, defroster.
7. Windshield wipers, two-speed with intermittent wipe

ITB FS 21-031
New Fleet Vehicles

ITEM MM – Specifications

FORD F-250 REGULAR CAB SERVICE BED TRUCK, CNG

	COMPLY		COMMENTS
	YES	NO	
<p><u>General:</u> Shall be current Ford F-250 XL, Regular cab, 4X2, single rear wheel, CNG powered, cab, & chassis, with service body. Engine must be at least LEV rated.</p> <p><u>GVWR:</u> Shall be at least 9,900 pounds.</p> <p><u>Wheelbase:</u> Shall be at least 142 inches.</p> <p><u>Cab Axle:</u> Shall be 56 inches.</p> <p><u>Engine:</u> Shall be a 6.2 SOHC, CNG powered V-8. CARB Certified. Shall have CNG prep package.</p> <p><u>Cooling:</u> Shall be largest, heaviest duty, increased capacity system available for size of engine/transmission offered.</p> <p><u>Transmission:</u> Shall be Torqshift Six-speed automatic with select shift.</p> <p><u>Axles:</u> Rear: Shall have standard single rear wheel rating for this type, and size truck.</p> <p><u>Ratio:</u> Shall have 3.73 gear ratio, with non-limited slip traction.</p> <p><u>Shock Absorbers:</u> Shall be heavy-duty type.</p> <p><u>Stabilizer Bar/Anti Roll:</u> Shall be heavy-duty type.</p> <p><u>Suspension:</u> Capacities shall equal axle ratings.</p> <p><u>Frame:</u> Shall be compatible to GVWR. 37,000-PSI minimum frame yield strength. Welding or cutting of truck frame is</p>			No Bid

ITB FS 21-031
New Fleet Vehicles

	<p>with loom and run on the LT side of the chassis channel and joint the trigger wire from the front lighting.</p> <p>4. Note: all wires have to be protected with loom and all wire connections have to meet or exceed Long Beach Fleet Bureau standards.</p>			
--	--	--	--	--

ITB FS 21-031
New Fleet Vehicles

	<p>54" Liberty Series) with PCC8R controller. Shall be installed as per Whelen specifications with brackets. All 3 cables should be inside one plastic approved fitting between light bar and metal roof with recommended sealing by Manufacturer, all 3 cables shall be inside with protected loom and run inside the roof channel and secure with plastic clamps. The power wire shall be connected to the vehicle factory battery. The ground wire shall be connected to the vehicle factory ground. All Light Bar trigger wires shall be run to the on and off power switch.</p> <p>2. Front corner lighting (Whelen part # M2A with flange) shall be installed in the corner of each side of the grill. NO EXCEPTIONS. Ground wire from both sides shall be grounded on the vehicle factory ground site. The power trigger wire shall be protected with loom and secure with plastic clamps. The trigger wire shall be 14-gage and run to the power switch inside the cab (dashboard).</p> <p>3. Rear corner lighting shall have installed a VTX609R in the OEM lances per Manufacturer, all cables or wires shall be protected by recommended manufacturer specifications, ground wire shall be connected to a factory grounded site. All power or trigger wires shall be protected inside a loom and run on the LT and RT side. The trigger wire shall be a 12g and be protected</p>			
--	---	--	--	--

ITB FS 21-031
New Fleet Vehicles

ITEM LL – Specifications

FORD F-350, 4WD CREW CAB PICK UP-LONG BED, CNG

		COMPLY		COMMENTS
		YES	NO	
Vehicle Classification	Ford F-350 XL, 4WD Crew Cab Pick Up, CNG with power package			No Bid
GVWR	11,400 lbs.			
Bed Size	8.0 ft.			
Wheelbase	176 in.			
Engine	6.2 L 2 Valve SOHC EFI NA V8 with Gaseous (CNG) prep			
Power	385 HP			
Transmission	Ten-speed automatic with (ESOF)			
Axle Ratio, Rear	3.73			
Brakes	4-wheel disk, ABS			
Wheels & Tires	5-LT275/70R 18 A/T OWL with aluminum wheels			
Fuel Tank Capacity	29 gallons			
Alternator	157 AMP			
Battery	12V, 650CCA Maintenance Free			
Power Door Entry	Manufacturer shall provide 4 key fobs			
Trailer Tow Package	Class V receiver hitch with 6 prong and 7 blade RV style with factory trailer controller			
Air Conditioning	Factory Manual control			
Radio	AM/FM / Stereo / Sync			
Restraint System	3 Point belts w/ airbags			
Safety	Rear view camera with dynamic hitch assist and back up alarm			
Bed Area	Shall have Line X including tail gate			
Seats	Split bench / medium gray vinyl			
Flooring	Black vinyl with all-weather floor mats			
Paint	Standard Oxford White			
Door Entry Assist	Factory running boards			
Lighting Package	1. Light Bar (Whelen LED part # IW2AAAA-LBPW1			

ITB FS 21-031
New Fleet Vehicles

	<p>with loom and run on the LT side of the chassis channel and joint the trigger wire from the front lighting.</p> <p>4. Note: all wires have to be protected with loom and all wire connections have to meet or exceed Long Beach Fleet Bureau standards.</p>			
--	--	--	--	--

ITB FS 21-031
New Fleet Vehicles

	<p>54" Liberty Series) with PCC8R controller. Shall be installed as per Whelen specifications with brackets. All 3 cables should be inside one plastic approved fitting between light bar and metal roof with recommended sealing by Manufacturer, all 3 cables shall be inside with protected loom and run inside the roof channel and secure with plastic clamps. The power wire shall be connected to the vehicle factory battery. The ground wire shall be connected to the vehicle factory ground. All Light Bar trigger wires shall be run to the on and off power switch.</p> <p>2. Front corner lighting (Whelen part # M2A with flange) shall be installed in the corner of each side of the grill. NO EXCEPTIONS. Ground wire from both sides shall be grounded on the vehicle factory ground site. The power trigger wire shall be protected with loom and secure with plastic clamps. The trigger wire shall be 14-gage and run to the power switch inside the cab (dashboard)</p> <p>3. Rear corner lighting shall have installed a VTX609R in the OEM lances per Manufacturer, all cables or wires shall be protected by recommended manufacturer specifications, ground wire shall be connected to a factory grounded site. All power or trigger wires shall be protected inside a loom and run on the LT and RT side. The trigger wire shall be a 12g and be protected</p>			
--	--	--	--	--

ITB FS 21-031
New Fleet Vehicles

ITEM KK – Specifications

FORD F-350, 4WD CREW CAB PICK UP-SHORT BED, CNG

		COMPLY		COMMENTS
		YES	NO	
Vehicle Classification	Ford F-350 XL, 4WD Crew Cab Pick Up, CNG with power package			No Bid
GVWR	11,400 lbs.			
Bed Size	6.5 ft.			
Wheelbase	160 in.			
Engine	6.2 L 2 Valve SOHC EFI NA V8 with Gaseous (CNG) prep			
Power	385HP			
Transmission	Ten-speed automatic with (ESOF)			
Axle Ratio, Rear	3.73			
Brakes	4-wheel disk, ABS			
Wheels & Tires	5-LT275/70R 18 A/T OWL with aluminum wheels			
Fuel Tank Capacity	29 gallons			
Alternator	157 AMP min.			
Battery	12V, 650CCA Maintenance Free			
Power Door Entry	Manufacturer shall provide 4 key fobs			
Trailer Tow Package	Class V receiver hitch with 6 prong and 7 blade RV style with factory trailer controller			
Air Conditioning	Factory Manual control			
Radio	AM/FM / Stereo / Sync			
Restraint System	3 Point belts w/ airbags			
Safety	Rear view camera with dynamic hitch assist and back up alarm			
Bed Area	Shall have Line X including tail gate			
Seats	Split bench / medium gray vinyl			
Flooring	Black vinyl with all-weather floor mats			
Paint	Standard Oxford White			
Door Entry Assist	Factory running boards			
Lighting Package	1. Light Bar (Whelen LED part # IW2AAAA-LBPW1			

ITB FS 21-031
New Fleet Vehicles

	<p>loom and run on the LT and RT side. The trigger wire shall be a 12g and be protected with loom and run on the LT side of the chassis channel and joint the trigger wire from the front lighting.</p> <p>4. Note: all wires have to be protected with loom and all wire connections have to meet or exceed Long Beach Fleet Bureau standards.</p>			
--	---	--	--	--

ITB FS 21-031
New Fleet Vehicles

<p>Option #1</p> <p>Lighting Package</p>	<ol style="list-style-type: none"> 1. Light Bar (Whelen LED part # IW2AAAA-LBPW1 54" Liberty Series) with PCC8R controller. Shall be installed as per Whelen specifications with brackets. All 3 cables should be inside one plastic approved fitting between light bar and metal roof with recommended sealing by Manufacturer, all 3 cables shall be inside with protected loom and run inside the roof channel and secure with plastic clamps. The power wire shall be connected to the vehicle factory battery. The ground wire shall be connected to the vehicle factory ground. All Light Bar trigger wires shall be run to the on and off power switch. 2. Front corner lighting (Whelen part # M2A with flange) shall be installed in the corner of each side of the grill. NO EXCEPTIONS. Ground wire from both sides shall be grounded on the vehicle factory ground site. The power trigger wire shall be protected with loom and secure with plastic clamps. The trigger wire shall be 14-gage and run to the power switch inside the cab (dashboard) 3. Rear corner lighting shall have installed a VTX609R in the OEM lances per Manufacturer, all cables or wires shall be protected by recommended manufacturer specifications, ground wire shall be connected to a factory grounded site. All power or trigger wires shall be protected inside a 			
---	--	--	--	--

ITB FS 21-031
New Fleet Vehicles

ITEM JJ – Specifications

FORD F-350, 4WD SUPER CAB PICK UP, CNG

		COMPLY		COMMENTS
		YES	NO	
Vehicle Classification	Ford F-350 XL, 4WD Super Cab Pick Up, CNG with power package			No Bid
GVWR	11,400lbs.			
Bed Size	6.5 in			
Wheelbase	164 in.			
Engine	6.2 L 2 Valve SOHC EFI NA V8 with Gaseous (CNG) prep			
Power	430 HP			
Transmission	Ten-speed automatic with (ESOF)			
Axle Ratio, Rear	3.73			
Brakes	4-wheel disk, ABS			
Wheels & Tires	5-LT275/70R 18 A/T OWL with aluminum wheels			
Fuel Tank Capacity	29 gallons			
Alternator	157 AMP			
Battery	12V, 650CCA Maintenance Free			
Power Door Entry	Manufacturer shall provide 4 key fobs			
Trailer Tow Package	Class V receiver hitch with 6 prong and 7 blade RV style with factory trailer controller			
Air Conditioning	Factory Manual control			
Radio	AM/FM / Stereo / Sync			
Restraint System	3 Point belts w/ airbags			
Safety	Rear view camera with dynamic hitch assist and back up alarm			
Bed Area	Shall have Line X including tail gate			
Seats	20-40-20 medium gray vinyl			
Flooring	Black vinyl with all-weather floor mats			
Paint	Standard Oxford White			
Door Entry Assist	Factory Running Boards			

ITB FS 21-031
New Fleet Vehicles

	with loom and run on the LT side of the chassis channel and joint the trigger wire from the front lighting. 4. Note: all wires have to be protected with loom and all wire connections have to meet or exceed Long Beach Fleet Bureau standards.			
--	---	--	--	--

ITB FS 21-031
New Fleet Vehicles

<p>Option #2</p> <p>Lighting Package</p>	<ol style="list-style-type: none"> 1. Light Bar (Whelen LED part # IW2AAAA-LBPW1 54" Liberty Series) with PCC8R controller. Shall be installed as per Whelen specifications with brackets. All 3 cables should be inside one plastic approved fitting between light bar and metal roof with recommended sealing by Manufacturer, all 3 cables shall be inside with protected loom and run inside the roof channel and secure with plastic clamps. The power wire shall be connected to the vehicle factory battery. The ground wire shall be connected to the vehicle factory ground. All Light Bar trigger wires shall be run to the on and off power switch. 2. Front corner lighting (Whelen part # M2A with flange) shall be installed in the corner of each side of the grill. NO EXCEPTIONS. Ground wire from both sides shall be grounded on the vehicle factory ground site. The power trigger wire shall be protected with loom and secure with plastic clamps. The trigger wire shall be 14-gage and run to the power switch inside the cab (dashboard) 3. Rear corner lighting shall have installed a VTX609R in the OEM lances per Manufacturer, all cables or wires shall be protected by recommended manufacturer specifications, ground wire shall be connected to a factory grounded site. All power or trigger wires shall be protected inside a loom and run on the LT and RT side. The trigger wire shall be a 12g and be protected 			
---	---	--	--	--

ITB FS 21-031
New Fleet Vehicles

ITEM II – Specifications

FORD F-350, 4WD REGULAR CAB PICK UP, CNG

		COMPLY		COMMENTS
		YES	NO	
Vehicle Classification	Ford F-350 XL, 4WD Regular Cab Pick Up, CNG			No Bid
GVWR	11,400 lbs.			
Bed Size	8.0 ft.			
Wheelbase	142 in.			
Engine	6.2 L 2 Valve SOHC EFI NA V8 with Gaseous (CNG) prep			
Power	385 HP			
Transmission	Ten-speed automatic with (ESOF)			
Axle Ratio, Rear	3.73			
Brakes	4-wheel disk, ABS			
Wheels & Tires	5-LT275/70R 18 A/T OWL with aluminum wheels			
Fuel Tank Capacity	29 gallons			
Alternator	157 AMP			
Battery	12V, 650CCA Maintenance Free			
Power Door Entry	Manufacturer shall provide 4 key fobs			
Trailer Tow Package	Class V receiver hitch with 6 prong and 7 blade RV style with factory trailer controller			
Air Conditioning	Factory Manual control			
Radio	AM/FM / Stereo / Sync			
Restraint System	3 Point belts w/ airbags			
Safety	Rear view camera with dynamic hitch assist and back up alarm			
Bed Area	Shall have Line X including tail gate			
Seats	20-40-2-0 medium gray vinyl			
Flooring	Black vinyl with all-weather floor mats			
Paint	Standard Oxford White			
Door Entry Assist	Factory running boards			
Option #1	Shall installed aluminum 1500 lbs. Tommy lift gate G2 series			
Lift Gate	with 35" platform			

ITB FS 21-031
New Fleet Vehicles

	<p>with loom and run on the LT side of the chassis channel and joint the trigger wire from the front lighting.</p> <p>4. Note: all wires have to be protected with loom and all wire connections have to meet or exceed Long Beach Fleet Bureau standards.</p>			
--	--	--	--	--

ITB FS 21-031
New Fleet Vehicles

	<p>54" Liberty Series) with PCC8R controller. Shall be installed as per Whelen specifications with brackets. All 3 cables should be inside one plastic approved fitting between light bar and metal roof with recommended sealing by Manufacturer, all 3 cables shall be inside with protected loom and run inside the roof channel and secure with plastic clamps. The power wire shall be connected to the vehicle factory battery. The ground wire shall be connected to the vehicle factory ground. All Light Bar trigger wires shall be run to the on and off power switch.</p> <p>2. Front corner lighting (Whelen part # M2A with flange) shall be installed in the corner of each side of the grill. NO EXCEPTIONS. Ground wire from both sides shall be grounded on the vehicle factory ground site. The power trigger wire shall be protected with loom and secure with plastic clamps. The trigger wire shall be 14-gage and run to the power switch inside the cab (dashboard)</p> <p>3. Rear corner lighting shall have installed a VTX609R in the OEM lances per Manufacturer, all cables or wires shall be protected by recommended manufacturer specifications, ground wire shall be connected to a factory grounded site. All power or trigger wires shall be protected inside a loom and run on the LT and RT side. The trigger wire shall be a 12g and be protected</p>			
--	--	--	--	--

ITB FS 21-031
New Fleet Vehicles

ITEM HH – Specifications

FORD F-350, 2WD SUPER CAB PICK UP, CNG

		COMPLY		COMMENTS
		YES	NO	
Vehicle Classification	Ford F-350 XL, 2WD Super Cab Pick Up, CNG with power package			No Bid
GVWR	11,400 lbs.			
Bed Size	6.5 ft.			
Wheelbase	148 in.			
Engine	6.2 L 2 Valve SOHC EFI NA V8 with Gaseous (CNG) prep			
Power	385 HP			
Transmission	Ten-speed automatic			
Axle Ratio, Rear	3.73			
Brakes	4-wheel disk, ABS			
Wheels & Tires	P245/75 17 BSW			
Fuel Tank Capacity	29 gallons			
Alternator	157 AMP			
Battery	12V, 650CCA Maintenance Free			
Power Door Entry	Manufacturer shall provide 4 key fobs			
Trailer Tow Package	Class IV receiver hitch with 6 prong and 7 blade RV style with factory trailer controller			
Air Conditioning	Factory Manual control			
Radio	AM/FM / Stereo / Sync			
Restraint System	3 Point belts w/ airbags			
Safety	Rear view camera with dynamic hitch assist and back up alarm			
Bed Area	Shall have Line X including tail gate			
Seats	20-40-20 medium gray vinyl			
Flooring	Black vinyl with all-weather floor mats			
Paint	Standard Oxford White			
Door Entry Assist	Factory Running Boards			
Option #1 Lighting Package	1. Light Bar (Whelen LED part # IW2AAAA-LBPW1			

ITB FS 21-031
New Fleet Vehicles

	<p>specifications, ground wire shall be connected to a factory grounded site. All power or trigger wires shall be protected inside a loom and run on the LT and RT side. The trigger wire shall be a 12g and be protected with loom and run on the LT side of the chassis channel and joint the trigger wire from the front lighting.</p> <p>4. Note: all wires have to be protected with loom and all wire connections have to meet or exceed Long Beach Fleet Bureau standards.</p>			
--	---	--	--	--

ITB FS 21-031
New Fleet Vehicles

Option #1 Lift Gate	Shall install 1500 lbs. Tommy lift gate G2 series with 35" platform			
Option #2 Lighting Package	<ol style="list-style-type: none"> 1. Light Bar (Whelen LED part # IW2AAAA-LBPW1 54" Liberty Series) with PCC8R controller. Shall be installed as per Whelen specifications with brackets. All 3 cables should be inside one plastic approved fitting between light bar and metal roof with recommended sealing by Manufacturer, all 3 cables shall be inside with protected loom and run inside the roof channel and secure with plastic clamps. The power wire shall be connected to the vehicle factory battery. The ground wire shall be connected to the vehicle factory ground. All Light Bar trigger wires shall be run to the on and off power switch 2. Front corner lighting (Whelen part # M2A with flange) shall be installed in the corner of each side of the grill. NO EXCEPTIONS. Ground wire from both sides shall be grounded on the vehicle factory ground site. The power trigger wire shall be protected with loom and secure with plastic clamps. The trigger wire shall be 14-gage and run to the power switch inside the cab (dashboard) 3. Rear corner lighting shall have installed a VTX609R in the OEM lances per Manufacturer, all cables or wires shall be protected by recommended manufacturer 			

ITB FS 21-031
New Fleet Vehicles

ITEM GG – Specifications

FORD F-350, 2WD REGULAR CAB PICK UP-LONG BED, CNG

		COMPLY YES NO		COMMENTS
Vehicle Classification	Ford F-350 XL, 2WD Regular Cab Pick Up, CNG with power package			No Bid
GVWR	11,400 lbs.			
Bed Size	8.0 ft.			
Wheelbase	142 in.			
Engine	6.2 L 2 Valve SOHC EFI NA V8 with Gaseous (CNG) prep			
Power	385HP			
Transmission	Ten-speed automatic			
Axle Ratio, Rear	3.73			
Brakes	4-wheel disk, ABS			
Wheels & Tires	5-P245/75 17 BSW			
Fuel Tank Capacity	29 gallons			
Alternator	157 AMP			
Battery	12V, 650CCA Maintenance Free			
Power Door Entry	Manufacturer shall provide 4 key fobs			
Trailer Tow Package	Class IV receiver hitch with 6 prong and 7 blade RV style with factory trailer controller			
Air Conditioning	Factory Manual control			
Radio	AM/FM / Stereo / Sync			
Restraint System	3 Point belts w/ airbags			
Safety	Rear view camera with dynamic hitch assist and back up alarm			
Bed Area	Shall have Line X including tail gate			
Seats	Split bench / medium gray vinyl			
Flooring	Black vinyl with all-weather floor mats			
Paint	Standard Oxford White			
Door Entry Assist	Factory Running Boards			

ITB FS 21-031
New Fleet Vehicles

	<p>shall be connected to a factory grounded site. All power or trigger wires shall be protected inside a loom and run on the LT and RT side. The trigger wire shall be a 12g and be protected with loom and run on the LT side of the chassis channel and joint the trigger wire from the front lighting.</p> <p>4. Note: all wires have to be protected with loom and all wire connections have to meet or exceed Long Beach Fleet Bureau standards.</p>			
--	---	--	--	--

ITB FS 21-031
New Fleet Vehicles

<p>Option #1</p> <p>Cross bed tool box</p>	<p>Weather guard model 114-0-01 saddle box aluminum full standard</p>			
<p>Option #2</p> <p>Lighting Package</p>	<ol style="list-style-type: none"> 1. Light Bar (Whelen LED part # IW2AAAA-LBPW1 54" Liberty Series) with PCC8R controller. Shall be installed as per Whelen specifications with brackets. All 3 cables should be inside one plastic approved fitting between light bar and metal roof with recommended sealing by Manufacturer, all 3 cables shall be inside with protected loom and run inside the roof channel and secure with plastic clamps. The power wire shall be connected to the vehicle factory battery. The ground wire shall be connected to the vehicle factory ground. All Light Bar trigger wires shall be run to the on and off power switch. 2. Front corner lighting (Whelen part # M2A with flange) shall be installed in the corner of each side of the grill. NO EXCEPTIONS. Ground wire from both sides shall be grounded on the vehicle factory ground site. The power trigger wire shall be protected with loom and secure with plastic clamps. The trigger wire shall be 14-gage and run to the power switch inside the cab (dashboard) 3. Rear corner lighting shall have installed a VTX609R in the OEM lances per Manufacturer, all cables or wires shall be protected by recommended manufacturer specifications, ground wire 			

ITB FS 21-031
New Fleet Vehicles

ITEM FF – Specifications

FORD F-350, 2WD REGULAR CAB PICK UP-SHORT BED, CNG

		COMPLY		COMMENTS
		YES	NO	
Vehicle Classification	Ford F-350 XL, 2WD Regular Cab Pick Up, CNG with power package			No Bid
GVWR	11,400 lbs.			
Bed Size	6.5 ft.			
Wheelbase	142 in.			
Engine	6.2 L 2 Valve SOHC EFI NA V8 with Gaseous (CNG) prep			
Power	316 HP			
Transmission	Ten-speed automatic			
Axle Ratio, Rear	3.73			
Brakes	4 wheel disk, ABS			
Wheels & Tires	P245/75 17 BSW			
Fuel Tank Capacity	29 gallons			
Alternator	57 AMP min.			
Battery	12V, 650CCA Maintenance Free			
Power Door Entry	Manufacturer shall provide 4 key fobs			
Trailer Tow Package	Class IV receiver hitch with 6 prong and 7 blade RV style with factory trailer controller			
Air Conditioning	Factory Manual control			
Radio	AM/FM / Stereo / Sync			
Restraint System	3 Point belts w/ airbags			
Safety	Rear view camera with dynamic hitch assist and back up alarm			
Bed Area	Shall have Line X including tail gate			
Seats	20-40-20 medium gray vinyl			
Flooring	Black vinyl with all-weather floor mats			
Paint	Standard White			
Door Entry Assist	Factory running boards			

ITB FS 21-031
New Fleet Vehicles

	<p>with loom and run on the LT side of the chassis channel and joint the trigger wire from the front lighting.</p> <p>4. Note: all wires have to be protected with loom and all wire connections have to meet or exceed Long Beach Fleet Bureau standards.</p>			
--	--	--	--	--

ITB FS 21-031
New Fleet Vehicles

	<p>54" Liberty Series) with PCC8R controller. Shall be installed as per Whelen specifications with brackets. All 3 cables should be inside one plastic approved fitting between light bar and metal roof with recommended sealing by Manufacturer, all 3 cables shall be inside with protected loom and run inside the roof channel and secure with plastic clamps. The power wire shall be connected to the vehicle factory battery. The ground wire shall be connected to the vehicle factory ground. All Light Bar trigger wires shall be run to the on and off power switch.</p> <p>2. Front corner lighting (Whelen part # M2A with flange) shall be installed in the corner of each side of the grill. NO EXCEPTIONS. Ground wire from both sides shall be grounded on the vehicle factory ground site. The power trigger wire shall be protected with loom and secure with plastic clamps. The trigger wire shall be 14-gage and run to the power switch inside the cab (dashboard)</p> <p>3. Rear corner lighting shall have installed a VTX609R in the OEM lances per Manufacturer, all cables or wires shall be protected by recommended manufacturer specifications, ground wire shall be connected to a factory grounded site. All power or trigger wires shall be protected inside a loom and run on the LT and RT side. The trigger wire shall be a 12g and be protected</p>			
--	--	--	--	--

ITB FS 21-031
New Fleet Vehicles

ITEM EE – Specifications

FORD F-250, 4WD CREW CAB PICK UP, CNG

		COMPLY		COMMENTS
		YES	NO	
Vehicle Classification	Ford F-250 XL, 4WD Crew Cab Pick Up, CNG with power package			No Bid
GVWR	9900 lbs. minimum			
Bed Size	8.0 ft.			
Wheelbase	176 in.			
Engine	6.2 L 2 Valve SOHC EFI NA V8 with Gaseous (CNG) prep			
Power	385 HP			
Transmission	Ten-speed automatic with (ESOF)			
Axle Ratio, Rear	3.73			
Brakes	4-wheel disk, ABS			
Wheels & Tires	5-P245/75 x 17 A/T BSW			
Fuel Tank Capacity	29 gallons			
Alternator	157 AMP			
Battery	12V, 650CCA Maintenance Free			
Power Door Entry	Manufacturer shall provide 4 key fobs			
Trailer Tow Package	Class IV receiver hitch with 6 prong and 7 blade RV style with factory trailer controller			
Air Conditioning	Factory Manual control			
Radio	AM/FM / Stereo / Sync			
Restraint System	3 Point belts w/ airbags			
Safety	Rear view camera with dynamic hitch assist and back up alarm			
Bed Area	Shall have Line X including tail gate			
Seats	20-40-20 medium gray vinyl			
Flooring	Black vinyl with all-weather floor mats			
Paint	Standard Oxford White			
Door Entry Assist	Factory running boards			
Option #1 Lighting Package	1. Light Bar (Whelen LED part # IW2AAAA-LBPW1			

ITB FS 21-031
New Fleet Vehicles

	<p>side. The trigger wire shall be a 12g and be protected with loom and run on the LT side of the chassis channel and joint the trigger wire from the front lighting.</p> <p>4. Note: all wires have to be protected with loom and all wire connections have to meet or exceed Long Beach Fleet Bureau standards.</p>			
--	---	--	--	--

ITB FS 21-031
New Fleet Vehicles

<p>Option #1</p> <p>Lighting Package</p>	<ol style="list-style-type: none"> 1. Light Bar (Whelen LED part # IW2AAAA-LBPW1 54" Liberty Series) with PCC8R controller. Shall be installed as per Whelen specifications with brackets. All 3 cables should be inside one plastic approved fitting between light bar and metal roof with recommended sealing by Manufacturer, all 3 cables shall be inside with protected loom and run inside the roof channel and secure with plastic clamps. The power wire shall be connected to the vehicle factory battery. The ground wire shall be connected to the vehicle factory ground. All Light Bar trigger wires shall be run to the on and off power switch 2. Front corner lighting (Whelen part # M2A with flange) shall be installed in the corner of each side of the grill. NO EXCEPTIONS. Ground wire from both sides shall be grounded on the vehicle factory ground site. The power trigger wire shall be protected with loom and secure with plastic clamps. The trigger wire shall be 14-gage and run to the power switch inside the cab (dashboard) 3. Rear corner lighting shall have installed a VTX609R in the OEM lances per Manufacturer, all cables or wires shall be protected by recommended manufacturer specifications, ground wire shall be connected to a factory grounded site. All power or trigger wires shall be protected inside a loom and run on the LT and RT 			
---	---	--	--	--

ITB FS 21-031
New Fleet Vehicles

ITEM DD – Specifications

FORD F-250, 4WD SUPER CAB PICK UP, CNG

		COMPLY YES NO		COMMENTS
Vehicle Classification	Ford F-250 XL, 4WD Super Cab Pick Up, CNG with power package			No Bid
GVWR	9900 lbs.			
Bed Size	6.5 ft.			
Wheelbase	148 in.			
Engine	6.2 L 2 Valve SOHC EFI NA V8 with Gaseous (CNG) prep			
Power	385 HP			
Transmission	Ten-speed automatic with (ESOF)			
Axle Ratio, Rear	3.73			
Brakes	4-wheel disk, ABS			
Road Package	FX4 Off road			
Wheels & Tires	5-P245/75 x 17 A/T BSW			
Fuel Tank Capacity	29 gallons			
Alternator	157 AMP			
Battery	12V, 650CCA Maintenance Free			
Power Door Entry	Manufacturer shall provide 4 key fobs			
Trailer Tow Package	Class IV receiver hitch with 6 prong and 7 blade RV style with factory trailer controller			
Air Conditioning	Factory Manual control			
Radio	AM/FM / Stereo / Sync			
Restraint System	3 Point belts w/ airbags			
Safety	Rear view camera with dynamic hitch assist and back up alarm			
Bed Area	Shall have Line X including tail gate			
Seats	20-40-20 medium gray vinyl			
Flooring	Black vinyl with all-weather floor mats			
Paint	Standard Oxford White			
Door Entry Assist	Factory running boards			

ITB FS 21-031
New Fleet Vehicles

	<p>side. The trigger wire shall be a 12g and be protected with loom and run on the LT side of the chassis channel and joint the trigger wire from the front lighting.</p> <p>4. Note: all wires have to be protected with loom and all wire connections have to meet or exceed Long Beach Fleet Bureau standards.</p>			
--	---	--	--	--

ITB FS 21-031
New Fleet Vehicles

<p>Option #1</p> <p>Lighting Package</p>	<ol style="list-style-type: none"> 1. Light Bar (Whelen LED part # IW2AAAA-LBPW1 54" Liberty Series) with PCC8R controller. Shall be installed as per Whelen specifications with brackets. All 3 cables should be inside one plastic approved fitting between light bar and metal roof with recommended sealing by Manufacturer, all 3 cables shall be inside with protected loom and run inside the roof channel and secure with plastic clamps. The power wire shall be connected to the vehicle factory battery. The ground wire shall be connected to the vehicle factory ground. All Light Bar trigger wires shall be run to the on and off power switch. 2. Front corner lighting (Whelen part # M2A with flange) shall be installed in the corner of each side of the grill. NO EXCEPTIONS. Ground wire from both sides shall be grounded on the vehicle factory ground site. The power trigger wire shall be protected with loom and secure with plastic clamps. The trigger wire shall be 14-gage and run to the power switch inside the cab (dashboard) 3. Rear corner lighting shall have installed a VTX609R in the OEM lances per Manufacturer, all cables or wires shall be protected by recommended manufacturer specifications, ground wire shall be connected to a factory grounded site. All power or trigger wires shall be protected inside a loom and run on the LT and RT 			
---	--	--	--	--

ITB FS 21-031
New Fleet Vehicles

ITEM CC – Specifications

FORD F-250, 4WD REGULAR CAB PICK UP, CNG

		COMPLY		COMMENTS
		YES	NO	
Vehicle Classification	Ford F-250 XL, 4WD Regular Cab Pick Up, CNG with power package			No Bid
GVWR	9900 lbs.			
Bed Size	8.0 ft.			
Wheelbase	142 in.			
Engine	6.2 L 2 Valve SOHC EFI NA V8 with Gaseous (CNG) prep			
Power	85HP			
Transmission	Ten-speed automatic with (ESOF)			
Road Package	FX4 Off road			
Axle Ratio, Rear	3.73			
Brakes	4-wheel disk, ABS			
Wheels & Tires	5-P245/75 x 17 A/T OWL			
Fuel Tank Capacity	29 gallons			
Alternator	157 AMP min.			
Battery	12V, 650CCA Maintenance Free			
Power Door Entry	Manufacturer shall provide 4 key fobs			
Trailer Tow Package	Class IV receiver hitch with 6 prong and 7 blade RV style with factory trailer controller			
Air Conditioning	Factory Manual control			
Radio	AM/FM / Stereo / Sync			
Restraint System	3 Point belts w/ airbags			
Safety	Rear view camera with dynamic hitch assist and back up alarm			
Bed Area	Shall have Line X including tail gate			
Seats	20-40-20 medium gray vinyl			
Flooring	Black vinyl with all-weather floor mats			
Paint	Standard Oxford White			

ITB FS 21-031
New Fleet Vehicles

	wire connections have to meet or exceed Long Beach Fleet Bureau standards.			
--	--	--	--	--

ITB FS 21-031
New Fleet Vehicles

	<p>as per Whelen specifications with brackets. All 3 cables should be inside one plastic approved fitting between light bar and metal roof with recommended sealing by Manufacturer, all 3 cables shall be inside with protected loom and run inside the roof channel and secure with plastic clamps. The power wire shall be connected to the vehicle factory battery. The ground wire shall be connected to the vehicle factory ground. All Light Bar trigger wires shall be run to the on and off power switch.</p> <p>2. Front corner lighting (Whelen part # M2A with flange) shall be installed in the corner of each side of the grill. NO EXCEPTIONS. Ground wire from both sides shall be grounded on the vehicle factory ground site. The power trigger wire shall be protected with loom and secure with plastic clamps. The trigger wire shall be 14-gage and run to the power switch inside the cab (dashboard)</p> <p>3. Rear corner lighting shall have installed a VTX609R in the OEM lances per Manufacturer, all cables or wires shall be protected by recommended manufacturer specifications, ground wire shall be connected to a factory grounded site. All power or trigger wires shall be protected inside a loom and run on the LT and RT side. The trigger wire shall be a 12g and be protected with loom and run on the LT side of the chassis channel and joint the trigger wire from the front lighting.</p> <p>4. Note: all wires have to be protected with loom and all</p>			
--	---	--	--	--

ITB FS 21-031
New Fleet Vehicles

ITEM BB– Specifications

FORD F-250, 2WD CREW CAB PICK UP, CNG

		COMPLY		COMMENTS
		YES	NO	
Vehicle Classification	Ford F-250 XL, 2 WD Crew Cab Pick Up, CNG with power package			No Bid
GVWR	9900 lbs. minimum			
Bed Size	6. 5ft.			
Wheelbase	160 in.			
Engine	6.2 L 2 Valve SOHC EFI NA V8 with Gaseous (CNG) prep			
Power	385 HP			
Transmission	Ten-speed automatic overdrive			
Axle Ratio, Rear	3.73			
Brakes	4-wheel disk, ABS			
Wheels & Tires	5-P245/75 17 BSW A/S			
Fuel Tank Capacity	29 gallons			
Alternator	57 AMP			
Battery	12V, 650CCA Maintenance Free			
Door Entry Keyless	Manufacturer shall provide 4 key fobs			
Trailer Tow Package	Class IV receiver hitch with 6 prong and 7 blade RV style with factory trailer controller			
Air Conditioning	Factory Manual control			
Radio	AM/FM / Stereo / Sync			
Restraint System	3 Point belts w/ airbags			
Safety	Rear view camera with dynamic hitch assist and back up alarm			
Bed Area	Shall have Line X including tail gate			
Seats	20-40-20 medium gray vinyl			
Flooring	Black vinyl with all-weather floor mats			
Paint	Standard Oxford White			
Door Entry Assist	Factory running boards			
Option #1	1. Light Bar (Whelen LED part # IW2AAAA-LBPW1 54" Liberty Series) with PCC8R controller. Shall be installed			
Lighting Package				

ITB FS 21-031
New Fleet Vehicles

	4. Note: all wires have to be protected with loom and all wire connections have to meet or exceed Long Beach Fleet Bureau standards.			
--	--	--	--	--

ITB FS 21-031
New Fleet Vehicles

<p>Option #2</p> <p>Lighting Package</p>	<ol style="list-style-type: none"> 1. Light Bar (Whelen LED part # IW2AAAA-LBPW1 54" Liberty Series) with PCC8R controller. Shall be installed as per Whelen specifications with brackets. All 3 cables should be inside one plastic approved fitting between light bar and metal roof with recommended sealing by Manufacturer, all 3 cables shall be inside with protected loom and run inside the roof channel and secure with plastic clamps. The power wire shall be connected to the vehicle factory battery. The ground wire shall be connected to the vehicle factory ground. All Light Bar trigger wires shall be run to the on and off power switch. 2. Front corner lighting (Whelen part # M2A with flange) shall be installed in the corner of each side of the grill. NO EXCEPTIONS. Ground wire from both sides shall be grounded on the vehicle factory ground site. The power trigger wire shall be protected with loom and secure with plastic clamps. The trigger wire shall be 14-gage and run to the power switch inside the cab (dashboard) 3. Rear corner lighting shall have installed a VTX609R in the OEM lances per Manufacturer, all cables or wires shall be protected by recommended manufacturer specifications, ground wire shall be connected to a factory grounded site. All power or trigger wires shall be protected inside a loom and run on the LT and RT side. The trigger wire shall be a 12g and be protected with loom and run on the LT side of the chassis channel and joint the trigger wire from the front lighting. 			
---	---	--	--	--

ITB FS 21-031
New Fleet Vehicles

ITEM AA – Specifications

FORD F-250 XL, 2WD SUPER CAB PICK UP, CNG

		COMPLY		COMMENTS
		YES	NO	
Vehicle Classification	Ford F-250 XL, 2WD Super Cab Pick Up, CNG with power package			No Bid
GVWR	9900 lbs.			
Bed Size	6.5 ft.			
Wheelbase	148 in.			
Engine	6.2 L 2 Valve SOHC EFI NA V8 with Gaseous (CNG) prep.			
Power	385 HP			
Transmission	Ten-speed automatic overdrive			
Axle Ratio, Rear	3.73			
Brakes	4-wheel disk, ABS			
Wheels & Tires	5-245/75 x 17 BSW			
Fuel Tank Capacity	29 gallons			
Alternator	57 AMP			
Battery	12V, 650CCA Maintenance Free			
Remote Keyless Entry	Manufacturer shall provide 4 key fobs			
Trailer Tow Package	Class IV receiver hitch with 6 prong and 7 blade RV style with factory trailer controller			
Air Conditioning	Factory Manual control			
Radio	AM/FM / Stereo / Sync			
Restraint System	3 Point belts w/ airbags			
Safety	Rear view camera with dynamic hitch assist and back up alarm			
Bed Area	Shall have Line X including tail gate			
Seats	20-40-20 / medium gray vinyl			
Flooring	Black vinyl with all-weather floor mats			
Paint	Standard Oxford White			
Door Entry Assist	Factory running boards			
Option #1	Weather guard model 114-0-01			
Cross bed toolbox	saddle box aluminum full standard			

ITB FS 21-031
New Fleet Vehicles

	<p>LT side of the chassis channel and joint the trigger wire from the front lighting.</p> <p>4. Note: all wires have to be protected with loom and all wire connections have to meet or exceed Long Beach Fleet Bureau standards.</p>			
--	---	--	--	--

ITB FS 21-031
New Fleet Vehicles

	<p>PCC8R controller. Shall be installed as per Whelen specifications with brackets. All 3 cables should be inside one plastic approved fitting between light bar and metal roof with recommended sealing by Manufacturer, all 3 cables shall be inside with protected loom and run inside the roof channel and secure with plastic clamps. The power wire shall be connected to the vehicle factory battery. The ground wire shall be connected to the vehicle factory ground. All Light Bar trigger wires shall be run to the on and off power switch</p> <p>2. Front corner lighting (Whelen part # M2A with flange) shall be installed in the corner of each side of the grill. NO EXCEPTIONS. Ground wire from both sides shall be grounded on the vehicle factory ground site. The power trigger wire shall be protected with loom and secure with plastic clamps. The trigger wire shall be 14-gage and run to the power switch inside the cab (dashboard)</p> <p>3. Rear corner lighting shall have installed a VTX609R in the OEM lances per Manufacturer, all cables or wires shall be protected by recommended manufacturer specifications, ground wire shall be connected to a factory grounded site. All power or trigger wires shall be protected inside a loom and run on the LT and RT side. The trigger wire shall be a 12g and be protected with loom and run on the</p>			
--	---	--	--	--

ITB FS 21-031
New Fleet Vehicles

ITEM Z – Specifications

FORD F-150, 2WD CREW CAB PICK UP, HYBRID

		COMPLY		COMMENTS
		YES	NO	
Vehicle Classification	Ford F-150, 2WD Crew Cab Pick Up, Hybrid with power package			No Bid
GVWR	7050 lbs. minimum			
Bed Size	6.5 ft.			
Wheelbase	157"			
Engine	3.5 Power boost full hybrid V6			
Power	430 HP			
Transmission	Hybrid electronic Ten- speed automatic			
Axle Ratio, Rear	3.73			
Brakes	4-wheel disk wheel, ABS			
Wheels & Tires	P245/70 x17 A/S BSW			
Fuel Tank Capacity	23 gallons			
Alternator	200 AMP			
Battery	12V, 610CCA Maintenance Free			
Door Entry Keyless	Manufacturer shall provide 4 key fobs			
Trailer Tow Package	Class IV receiver hitch with 6 prong and 7 blade RV style with factory trailer controller			
Air Conditioning	Manual control			
Radio	AM/FM / Stereo / Sync			
Restraint System	3 Point belts w/ airbags			
Safety	Rear view camera with dynamic hitch assist and back up alarm			
Bed Area	Shall have Line X including tail gate			
Seats	20-40-20 medium gray vinyl			
Flooring	Black vinyl with all-weather floor mats			
Paint	Standard Oxford White			
Option #1	1. Light Bar (Whelen LED part # IW2AAAA-LBPW1			
Lighting Package	54" Liberty Series) with			

ITB FS 21-031
New Fleet Vehicles

	<p>be protected inside a loom and run on the LT and RT side. The trigger wire shall be a 12g and be protected with loom and run on the LT side of the chassis channel and joint the trigger wire from the front lighting.</p> <p>4. Note: all wires have to be protected with loom and all wire connections have to meet or exceed Long Beach Fleet Bureau standards.</p>			
--	---	--	--	--

ITB FS 21-031
New Fleet Vehicles

Option #1 Bed Cover	Snug top cover with 1 lock on the center.			
Option #2 Lighting Package	<p>1. Light Bar (Whelen LED part # IW2AAAA-LBPW1 54" Liberty Series) with PCC8R controller. Shall be installed as per Whelen specifications with brackets. All 3 cables should be inside one plastic approved fitting between light bar and metal roof with recommended sealing by Manufacturer, all 3 cables shall be inside with protected loom and run inside the roof channel and secure with plastic clamps. The power wire shall be connected to the vehicle factory battery. The ground wire shall be connected to the vehicle factory ground. All Light Bar trigger wires shall be run to the on and off power switch.</p> <p>2. Front corner lighting (Whelen part # M2A with flange) shall be installed in the corner of each side of the grill. NO EXCEPTIONS. Ground wire from both sides shall be grounded on the vehicle factory ground site. The power trigger wire shall be protected with loom and secure with plastic clamps. The trigger wire shall be 14-gage and run to the power switch inside the cab (dashboard)</p> <p>3. Rear corner lighting shall have installed a VTX609R in the OEM lances per Manufacturer, all cables or wires shall be protected by recommended manufacturer specifications, ground wire shall be connected to a factory grounded site. All power or trigger wires shall</p>			

ITB FS 21-031
New Fleet Vehicles

ITEM Y – Specifications

FORD F-150, 4WD CREW CAB, PICK UP- SHORT BED

		COMPLY		COMMENTS
		YES	NO	
Vehicle Classification	Ford F-150 XL, 4WD Crew Cab, Pick Up with power package			No Bid
GVWR	7050 lbs.			
Payload	2080 lbs.			
Bed Size	6.5 ft.			
Wheelbase	157 in.			
Engine	5.0 liter			
Power	390 HP			
Transmission	Ten-speed automatic with (ESOF)			
Axle Ratio, Rear	3.73			
Brakes	4-wheel disk ABS			
Wheels & Tires	5-P265/70 17 A/T OSW			
Fuel Tank Capacity	23 gallons			
Alternator	200 AMP			
Battery	12V, 610CCA Maintenance Free			
Remote Keyless Entry	Manufacturer shall provide 4 key fobs			
Trailer Tow Package	Class IV receiver hitch with 6 prong and 7 blade RV style with factory trailer controller			
Air Conditioning	Factory Manual control			
Radio	AM/FM / Stereo / Sync			
Restraint System	3 Point belts w/ airbags			
Safety	Rear view camera with dynamic hitch assist and back up alarm			
Bed Area	Shall have Line X including tail gate			
Seats	20-40-20 medium gray vinyl			
Flooring	Black vinyl with all-weather floor mats			
Paint	Standard Oxford White			
Door Entry Assist	Factory Running Boards			

ITB FS 21-031
New Fleet Vehicles

	<p>be protected inside a loom and run on the LT and RT side. The trigger wire shall be a 12g and be protected with loom and run on the LT side of the chassis channel and joint the trigger wire from the front lighting.</p> <p>4. Note: all wires have to be protected with loom and all wire connections have to meet or exceed Long Beach Fleet Bureau standards.</p>			
--	---	--	--	--

ITB FS 21-031
New Fleet Vehicles

<p>Option #1</p> <p>Lighting Package</p>	<ol style="list-style-type: none"> 1. Light Bar (Whelen LED part # IW2AAAA-LBPW1 54" Liberty Series) with PCC8R controller. Shall be installed as per Whelen specifications with brackets. All 3 cables should be inside one plastic approved fitting between light bar and metal roof with recommended sealing by Manufacturer, all 3 cables shall be inside with protected loom and run inside the roof channel and secure with plastic clamps. The power wire shall be connected to the vehicle factory battery. The ground wire shall be connected to the vehicle factory ground. All Light Bar trigger wires shall be run to the on and off power switch. 2. Front corner lighting (Whelen part # M2A with flange) shall be installed in the corner of each side of the grill. NO EXCEPTIONS. Ground wire from both sides shall be grounded on the vehicle factory ground site. The power trigger wire shall be protected with loom and secure with plastic clamps. The trigger wire shall be 14-gage and run to the power switch inside the cab (dashboard) 3. Rear corner lighting shall have installed a VTX609R in the OEM lances per Manufacturer, all cables or wires shall be protected by recommended manufacturer specifications, ground wire shall be connected to a factory grounded site. All power or trigger wires shall 			
---	--	--	--	--

ITB FS 21-031
New Fleet Vehicles

ITEM X – Specifications

FORD F-150 4WD, CREW CAB, PICK UP-5.5' BED

COMPLY
YES NO COMMENTS

Vehicle Classification	Ford F-150 XL, 4WD, Crew Cab, Pick Up with power package			No Bid
GVWR	7050 lbs.			
Payload	2080 lbs.			
Bed Size	5.5 ft.			
Wheelbase	145 in.			
Engine	5.0 liter			
Power	395 HP			
Transmission	Ten-speed automatic with (ESOF)			
Axle Ratio, Rear	3.73			
Brakes	4-wheel disk ABS			
Wheels & Tires	P265/70 17 A/T OWL			
Fuel Tank Capacity	23 gallons			
Alternator	200 AMP			
Battery	12V, 610CCA Maintenance Free			
Remote Keyless Entry	Manufacturer shall provide 4 key fobs			
Trailer Tow Package	Class IV receiver hitch with 6 prong and 7 blade RV style with factory trailer controller			
Air Conditioning	Factory Manual control			
Radio	AM/FM / Stereo / Sync			
Restraint System	3 Point belts w/ airbags			
Safety	Rear view camera with dynamic hitch assist and back up alarm			
Bed Area	Shall have Line X including tail gate			
Door Entry Assist	Factory running boards			
Seats	20-40-20 medium gray vinyl			
Flooring	Black vinyl with all-weather floor mats			
Paint	Standard Oxford White			

ITB FS 21-031
New Fleet Vehicles

	4. Note: all wires have to be protected with loom and all wire connections have to meet or exceed Long Beach Fleet Bureau standards			
--	---	--	--	--

ITB FS 21-031
New Fleet Vehicles

<p>Option #2</p> <p>Lighting Installation</p>	<ol style="list-style-type: none"> 1. Light Bar (Whelen LED part # IW2AAAA-LBPW1 54" Liberty Series) with PCC8R controller. Shall be installed as per Whelen specifications with brackets. All 3 cables should be inside one plastic approved fitting between light bar and metal roof with recommended sealing by Manufacturer, all 3 cables shall be inside with protected loom and run inside the roof channel and secure with plastic clamps. The power wire shall be connected to the vehicle factory battery. The ground wire shall be connected to the vehicle factory ground. All Light Bar trigger wires shall be run to the on and off power switch. 2. Front corner lighting (Whelen part # M2A with flange) shall be installed in the corner of each side of the grill. NO EXCEPTIONS. Ground wire from both sides shall be grounded on the vehicle factory ground site. The power trigger wire shall be protected with loom and secure with plastic clamps. The trigger wire shall be 14-gage and run to the power switch inside the cab (dashboard) 3. Rear corner lighting shall have installed a VTX609R in the OEM lances per Manufacturer, all cables or wires shall be protected by recommended manufacturer specifications, ground wire shall be connected to a factory grounded site. All power or trigger wires shall be protected inside a loom and run on the LT and RT side. The trigger wire shall be a 12g and be protected with loom and run on the LT side of the chassis channel and joint the trigger wire from the front lighting. 			
--	---	--	--	--

ITB FS 21-031
New Fleet Vehicles

ITEM W – Specifications

FORD F-150, 4WD SUPER CAB PICK UP-LONG BED

		COMPLY		COMMENTS
		YES	NO	
Vehicle Classification	Ford F-150 XL, 4WD Super Cab Pick Up, with power package			No Bid
GVWR	7050 lbs.			
Payload	2080 lbs.			
Bed Size	8.0ft.			
Wheelbase	163.7 in.			
Engine	3.3 liter PFDI			
Power	290 HP			
Transmission	Ten-speed automatic with (ESOF)			
Axle Ratio, Rear	3.73			
Brakes	4-wheel disk ABS			
Wheels & Tires	5-P265/70 x 17 A/T OWL			
Fuel Tank Capacity	26 gal.			
Alternator	200 AMP			
Battery	12V, 610CCA Maintenance Free			
Remote Keyless Entry	Manufacturer shall provide 4 key fobs			
Trailer Tow Package	Class IV receiver hitch with 6 prong and 7 blade RV style with factory trailer controller			
Air Conditioning	Factory Manual control			
Radio	AM/FM / Stereo / Sync			
Restraint System	3 Point belts w/ airbags			
Safety	Rear view camera with dynamic hitch assist and back up alarm			
Door Entry Assist	Factory running boards			
Seats	20-40-20 medium gray vinyl			
Flooring	Black vinyl with all-weather floor mats			
Paint	Standard Oxford White			
Bed Area	Shall have Line X including tail gate			
Option #1	Shall install 1500 lbs. Tommy lift gate G2 series with 35" platform			
Lift Gate				

ITB FS 21-031
New Fleet Vehicles

	<p>factory grounded site. All power or trigger wires shall be protected inside a loom and run on the LT and RT side. The trigger wire shall be a 12g and be protected with loom and run on the LT side of the chassis channel and joint the trigger wire from the front lighting.</p> <p>4. Note: all wires have to be protected with loom and all wire connections have to meet or exceed Long Beach Fleet Bureau standards</p>			
--	--	--	--	--

ITB FS 21-031
New Fleet Vehicles

Option #1 Lift Gate	Shall install 1500 lbs. Tommy lift gate G2 series with 35" platform			
Option #2 Lighting Installation	<ol style="list-style-type: none"> 1. Light Bar (Whelen LED part # IW2AAAA-LBPW1 54" Liberty Series) with PCC8R controller. Shall be installed as per Whelen specifications with brackets. All 3 cables should be inside one plastic approved fitting between light bar and metal roof with recommended sealing by Manufacturer, all 3 cables shall be inside with protected loom and run inside the roof channel and secure with plastic clamps. The power wire shall be connected to the vehicle factory battery. The ground wire shall be connected to the vehicle factory ground. All Light Bar trigger wires shall be run to the on and off power switch 2. Front corner lighting (Whelen part # M2A with flange) shall be installed in the corner of each side of the grill. NO EXCEPTIONS. Ground wire from both sides shall be grounded on the vehicle factory ground site. The power trigger wire shall be protected with loom and secure with plastic clamps. The trigger wire shall be 14-gage and run to the power switch inside the cab (dashboard) 3. Rear corner lighting shall have installed a VTX609R in the OEM lances per Manufacturer, all cables or wires shall be protected by recommended manufacturer specifications, ground wire shall be connected to a 			

ITB FS 21-031
New Fleet Vehicles

ITEM V – Specifications

FORD F-150, 2WD SUPER CAB PICK UP-LONG BED

		COMPLY		COMMENTS
		YES	NO	
Vehicle Classification	Ford F-150 XL, 2WD Super Cab Pick Up, with power package			No Bid
GVWR	7050 lbs.			
Payload	2080 lbs.			
Bed Size	8.0 ft.			
Wheelbase	163.7 in.			
Engine	3.3L V6 PFDI			
Power	290 HP			
Transmission	Ten-speed automatic			
Axle Ratio, Rear	3.55			
Brakes	4- wheel disk ABS			
Wheels & Tires	5-P245/70 17 A/S BSW			
Fuel Tank Capacity	23 gallons			
Alternator	200 AMP			
Battery	12V, 610CCA Maintenance Free			
Remote Keyless Entry	Manufacturer shall provide 4 key fobs			
Trailer Tow Package	Class IV receiver hitch with 6 prong and 7 blade RV style with factory trailer controller			
Air Conditioning	Factory Manual control			
Radio	AM/FM / Stereo / Sync			
Restraint System	3 Point belts w/ airbags			
Safety	Rear view camera with dynamic hitch assist and back up alarm			
Door Entry Assist	Factory running boards			
Seats	20-40-20 medium gray vinyl			
Flooring	Black vinyl with all-weather floor mats			
Bed Area	Shall have Line X including tail gate			
Paint	Standard Oxford White			

ITB FS 21-031
New Fleet Vehicles

	<p>side. The trigger wire shall be a 12g and be protected with loom and run on the LT side of the chassis channel and joint the trigger wire from the front lighting.</p> <p>4. Note: all wires have to be protected with loom and all wire connections have to meet or exceed Long Beach Fleet Bureau standards</p>			
--	--	--	--	--

ITB FS 21-031
New Fleet Vehicles

<u>Shock Absorbers:</u> Shall be heavy-duty option.			
<u>Brakes:</u> Shall be the largest, heavy-duty option, power brake package available for vehicles/axles offered.			
<u>Frame:</u> Shall be compatible to GVWR.			
<u>Steering:</u> Shall be factory power.			
<u>Wheels:</u> Manufacturer shall provide seven (7) wheels at least six (6") inches wide, minimum.			
<u>Tires:</u> Manufacturer shall provide seven (7) LT 245/75R x 17E tires with highway tread, minimum. Wheels and tires to be statically and dynamically balanced.			
<u>Electrical:</u> Shall be a twelve (12) volt, negative ground system. Wire piercing connectors unacceptable, all wiring to be enclosed in nonmetallic, flexible loom, well supported.)			
<u>Alternator:</u> Shall be not less than two hundred (200) amp manufacturer's rated capacity.			
<u>Battery:</u> Shall have 650 CCA.			
<u>Fuel Tank:</u> Shall have a minimum capacity of 29 gallons. Note: The truck(s) will be ship through to Qualified Vehicle Modifier (VQM). Conversion will be paid by City of Long Beach under current contract. No Exceptions.			

ITB FS 21-031
New Fleet Vehicles

Body (Cab): Shall be standard F-350 Regular cab production and include at least all of the following: 1. Seats shall be bench type, darker shade gray vinyl. 2. Floor covering shall be rubber. 3. All weather floor mats. 4. All glass to be tinted. 5. Doors shall provide automatic illumination when opened. 6. An integral heater, defroster, and air conditioner, factory installed. 7. Two speed windshield wipers and washers. 8. Inside center rear view mirror to have day/night adjustment feature. 9. A cab dome light. 10. All instruments, controls, indicators, lights and switches to be factory standard unless otherwise specified. 11. Glove box, lockable if available. 12. Unit shall have 4 matched keys per lock 13. Sun visors and armrests shall be provided on both sides of cab. 14. Factory installed AM/FM/CD radio/clock. 15. Sync. 16. Outfitter switches. 17. Factory trailer controller. 18. Factory running boards. 19. Factory reverse sensing system. 20. Factory (1) Rear view camera, with rearview mirror monitor. Camera shall be installed on the center of body not on the license plate frame.			
--	--	--	--

ITB FS 21-031
New Fleet Vehicles

<p><u>Service Body General:</u></p> <ol style="list-style-type: none"> 1. Constructed of 2-sided galvanized steel. 2. 14-gauge (A40 or 60) galvanized steel shall be the material for body sides, front panels, front bulkhead compartment bases, rear panels, interior partitions and roof panels. 3. All electric welds with permanently sealed joints. 4. All dissimilar metals to be primed before joining. 5. Floor is to be 3/16 inch galvanized tread plate. 6. Shelving is to be 18-gauge spangle galvanized steel, 250# rated load. <p><u>Service Body Specific:</u></p> <ol style="list-style-type: none"> 1. Open body shall be service bed 40" height. 2. Body to have (2) aluminum diamond plate covered flip top section per side. (the diamond plate shall be line X). 3. Option #1 C.S. #1 to be 38" wide and shall have an EU 3000 Honda generator with slide tray and cut shelf and vent door. Vertical double doors. 4. C.S. #2 to be 40" and have (1) adjustable shelf. Horizontal door over the wheel span. 5. C.S. #3 to be 22" and have (3) adjustable shelf. Vertical single door. 6. S.S. #1 to be 38" wide and have (3) adjustable shelves. Vertical double doors. 7. S.S. #2 to be 40" and have (1) adjustable shelves. Horizontal door over the wheel span. 8. S.S. #3 to be 22" and have (3) adjustable shelf. Vertical single door. 9. Shall have an extended platform with compartment on both sides to be 18 ¾ deep. 10. Shall have removable vise bracket on the CS of the rear platform. 11. Shall have E-tracks on both side of the inside open utility body. 12. Shall have a venturo crane with capacity of 3600 lbs. (ET8KX) or approval equal on the top of the rear of the CS. 13. Integral HD step bumper. 14. Shall have a bar locking mechanism across all compartments. 15. Class 5- trailer with pintle hitch receiver, 6 			
--	--	--	--

ITB FS 21-031
New Fleet Vehicles

<p>prong and 7 blade RV style trailer connector.</p> <p>16. Line-X interior of service bed to include floor, compartment sides, and interior tailgate surfaces.</p> <p>17. Shall have one Pioneer LED light with a swivel pedestal on each side of the center open utility body.</p> <p>18. Shall have one LED Whelen # PSL1PB with swivel pedestal on each side of the rear of the service bed with a swivel pedestal.</p> <p>19. All compartment shall have lighting, Whelen part # PSBKT451/ Strip light.</p> <p>20. Body builder shall install the factory sensing system on the service body rear bumper.</p> <p>Color: Oxford White</p> <p>Service bed should be bid and built by Pacific Truck Equipment Inc. or approved equal.</p> <p><u>Lighting Installation:</u></p> <p>1. Light Bar (Whelen LED part # IW2AAAA-LBPW1 54" Liberty WC Series) with PCC8R controller. Shall be install as per Whelen specifications with brackets. All 3 cables should be inside one plastic approved fitting between light bar and metal roof with recommended sealing by Manufacturer, all 3 cables shall be inside with protected loom and run inside the roof channel and secure with plastic clamps. The power wire shall be connected to the vehicle factory battery. The ground wire shall be connected to the vehicle factory ground. All Light Bar trigger wires shall be run to the on and off factory power switch.</p> <p>2. Rear corner lighting, M7A with flange # M7FC on the rear CS and SS of the Service body, all cables or wires shall be protected by recommended manufacturer specifications, ground wire shall be connected to a factory grounded site. All power or trigger wires shall be protected inside a loom and run on the LT and RT side. The trigger wire shall be a 12g and be protected with loom and run on the LT side of the chassis channel and joint the trigger wire from the front lighting.</p>			
---	--	--	--

ITB FS 21-031
New Fleet Vehicles

<p>3. Front corner lighting (Whelen part # M2A) shall be installed in the corner of each side of the grill. NO EXCEPTIONS. Ground wire from both sides shall be grounded on the vehicle factory ground site. The power trigger wire shall be protected with loom and secure with plastic clamps. The trigger wire shall be 14 gage and run to the power switch inside the cab. (dashboard)</p> <p>4. 10 gage wire with approved fuse link with fuse shall be install close to the battery and run to the inside of the cab to desire place to feed the power source of power switch.</p> <p>5. Note: all wires have to be protected with loom and all wire connections have to meet or exceed Long Beach Fleet Bureau standards.</p>			
<p><u>Design Requirements:</u> The Electrical System will be designed:</p> <ol style="list-style-type: none"> 1. To meet SAE Standard J1292 (Automobile, Truck, Truck-Tractor, Trailer, and Motor Coach Wiring) as a minimum. Knowledge of this standard must be proven at pre-construction. 2. To withstand the rigors of service. 3. With accessibility and ease of maintenance as a priority. 			
<p><u>Construction:</u></p> <ol style="list-style-type: none"> 1. All electrical lighting circuits will terminate and be controlled through the ICON Harness and multiplex load manager system. The multiplex nodes will be conveniently located in the vehicle to reduce the length of cable runs. 2. All circuits will have the ability to be load managed and load sequenced. 3. All circuits will be controlled by the multiplex software. Each node will provide real-time diagnostics. 4. All wire used in this vehicle will conform to SAE Standard J1128 (Low Tension Primary Cable), for "GXL" insulation. 5. All electrical components, including wiring, will be rated at 125% of the maximum intended load. The multiplex must be designed to survive extreme temperatures of up to 185F, and sealed against moisture, salt, and fluid. It also must be protected against over voltage and reverse polarity conditions. 6. All wiring will run in enclosed looms or conduit; 			

ITB FS 21-031
New Fleet Vehicles

<p>and will be color coded and <i>labeled with circuit designation every three (3) inches.</i></p> <p>7. All main power and battery connections will be covered with silicone-seal shrink tubing.</p> <p>8. All harness connections will be made with Deutsch weatherproof connectors. Small components can be made with crimp connectors and they will be of the heavy-duty, nylon variety. Standard duty vinyl connectors are not acceptable.</p> <p>9. Insulation-displacement connectors (i.e. "Scotchlock") are not acceptable for any connection.</p> <p>10. Open, "crimp" type connectors are not acceptable for exterior connections, and electrical tape is not acceptable for any connection.</p> <p>11. Wiring protection will be offered via:</p> <ul style="list-style-type: none"> a. Heat resistant (300°) loom b. Hard plastic (snap-in or glue-in) or rubber grommets wherever wiring passes through walls or partitions. c. Plastic cable ties d. Rubber coated aluminum cable clamps <p>12. Wherever practical, wiring looms will be tied together, and clamped to bulkheads, to ensure maximum security and vibration resistance.</p> <p>13. All continuous runs of wiring will be supported at intervals of 16 inches or less.</p> <p>14. No loose wiring will be exposed or visible in any area of the vehicle's interior.</p> <p>15. All wiring or harnesses, whether exposed or not, will be secured to body with rubber coated metal cable clamps, or to existing wiring with plastic wire ties.</p> <p>16. All exposed wire and cable in other areas of the vehicle will be protected from damage or accidental contact. No wiring will run under the carpeting in the driver or passenger footwell.</p> <p>17. All excess cable (prefabricated harnesses) will be coiled, tied with wire ties and secured with plastic cable clamps.</p> <p>18. All wire ties will be trimmed flush.</p> <p>19. All soldering will be of high quality. Solder "blobs" and cold solder joints are not acceptable.</p> <p>20. In-line fuse holders will be marked with the circuit they protect, and will be installed in accessible locations.</p>			
---	--	--	--

ITB FS 21-031
New Fleet Vehicles

<p><u>Warranty:</u></p> <ol style="list-style-type: none">1. Manufacturer shall identify a single point warranty, and repair facility approved by the City of Long Beach within a 25-mile of Long Beach City Hall.2. The Contractor shall guarantee the complete vehicle furnished under these specifications against defects in material and workmanship for a period of 3 years from date unit is placed in service.3. The Contractor shall repair or replace any such item(s) necessary during the warranty period at its own cost and expense, without cost to the City.4. Warranty shall begin when the City of Long Beach places the unit in service.5. All transportation of vehicles for warranty repairs shall be at the expense of the manufacturer unless prior agreement is approved for each instance with the City of Long Beach. <p><u>Warranty Performance:</u></p> <ol style="list-style-type: none">1. The contractor shall be required to provide service within one (1) working day after notification by telephone.2. If the contractor does not acknowledge after two (2) working days, it shall be assumed as approval for the City to repair the vehicle or obtain warranty outside vendor repair facility.3. The City shall be paid an area average hourly rate for labor inclusive of transportation and parts replaced one for one repairs from component manufacturers.4. The vehicle manufacturer shall furnish all warranty documentation to the City upon delivery.5. Defective parts shall be labeled and retained by the City until parts are replaced.6. Contractor shall take full responsibility for returning any defective parts to his supplier.7. Outside vendor repair facility parts and labor billing to go directly to manufacturer.			
--	--	--	--

ITB FS 21-031
New Fleet Vehicles

Manuals/Operating Service:

Successful bidder shall provide a full set of operating/service manuals (CD if available) for every major component installed in truck including cab and chassis, electrical schematics, hydraulic schematics, and a complete parts manual. All manuals and schematics shall be delivered with each unit.

ITB FS 21-031
New Fleet Vehicles

ITEM QQ – Specifications

FORD F-350 SUPER CAB SERVICE BED TRUCK, CNG

	COMPLY		COMMENTS
	YES	NO	
<u>General:</u> Current model, F-350 XL Super cab, CNG powered, dual rear wheel, with service bed as specified.			No Bid
<u>GVWR:</u> Shall be at least 14,000 pounds.			
<u>Wheelbase:</u> Shall be 168 inches.			
<u>Cab Axle:</u> Shall be 60 inches.			
<u>Engine:</u> Shall be a 6.2 SOHC, CNG powered V-8. CARB Certified. Shall have gaseous (CNG) prep package.			
<u>Cooling:</u> Shall be largest, heaviest duty, increased capacity system available for size of engine/transmission offered.			
<u>Exhaust System:</u> Shall be of a quiet design type with minimum backpressure restriction. Muffler(s) to be of an aluminized coating or stainless-steel construction.			
<u>Transmission:</u> Shall be a Ten-speed automatic with selectable drive modes.			
<u>Axles:</u> GVWR minimum.			
<u>Stabilizer Bar/Anti-Roll:</u> Shall be heavy-duty option.			

ITB FS 21-031
New Fleet Vehicles

<u>Shock Absorbers:</u> Shall be heavy-duty option.			
<u>Brakes:</u> Shall be the largest, heavy-duty option, power brake package available for vehicles/axles offered.			
<u>Frame:</u> Shall be compatible to GVWR.			
<u>Steering:</u> Shall be factory power.			
<u>Wheels:</u> Manufacturer shall provide seven (7) wheels at least six (6") inches wide, minimum.			
<u>Tires:</u> Manufacturer shall provide seven (7) LT 245/75R x 17E tires with highway tread, minimum. Wheels and tires to be statically and dynamically balanced.			
<u>Electrical:</u> Shall be a twelve (12) volt, negative ground system. Wire piercing connectors unacceptable, all wiring to be enclosed in nonmetallic, flexible loom, well supported.)			
<u>Alternator:</u> Shall be not less than two hundred (200) amp manufacturer's rated capacity.			
<u>Battery:</u> Shall have 650 CCA.			
<u>Fuel Tank:</u> Shall have a minimum capacity of 29 gallons. Note: The truck(s) will be ship through to Qualified Vehicle Modifier (VQM). Conversion will be paid by City of Long Beach under current contract. No Exceptions.			

ITB FS 21-031
New Fleet Vehicles

<p>Body (Cab):</p> <p>Shall be standard F-350 Super Cab production and include at least all of the following:</p> <ol style="list-style-type: none">1. Seats shall be bench type, darker shade gray vinyl.2. Floor covering shall be rubber.3. All weather floor mats.4. All glass to be tinted.5. Doors shall provide automatic illumination when opened.6. An integral heater, defroster, and air conditioner, factory installed.7. Two speed windshield wipers and washers.8. Inside center rear view mirror to have day/night adjustment feature.9. A cab dome light.10. All instruments, controls, indicators, lights and switches to be factory standard unless otherwise specified.11. Glove box, lockable if available.12. Sun visors and armrests shall be provided on both sides of cab.13. Factory installed AM/FM/CD radio/clock.14. Sync.15. Keys, four (4) match keys for each lock.16. Right and left outside rear view; low profile type mirrors with fold back capability, 6" x 9" minimum size. Mirrors must be useable with body configuration.17. Reverse sensing system.18. Outfitter switches.19. Factory trailer controller module.20. Factory running boards.21. Factory (1) Rear view camera, with rearview mirror monitor. Camera shall be installed on the center of body not on the license plate frame.			
---	--	--	--

ITB FS 21-031
New Fleet Vehicles

Service Body General:

1. Constructed of 2-sided galvanized steel.
2. 14-gauge (A40 or 60) galvanized steel shall be the material for body sides, front panels, front bulkhead compartment bases, rear panels, interior partitions and roof panels.
3. All electric welds with permanently sealed joints
4. All dissimilar metals to be primed before joining
5. Floor is to be 3/16 inch galvanized tread plate
6. Shelving is to be 18-gauge spangle galvanized steel, 250# rated load.

Service Body Specific:

1. Service closed body shall be service bed
2. 40" height.
3. Body to have (2) aluminum diamond plate covered flip top section per side.
4. **Option #1** C.S. #1 to be 38" wide and shall have an EU 3000 Honda generator with slide tray and cut shelf and vent door. Vertical double doors.
5. C.S. #2 to be 40" and have (1) adjustable shelf. Horizontal door over the wheel span.
6. C.S. #3 to be 22" and have (3) adjustable shelf. Vertical single door.
7. S.S. #1 to be 38" wide and have (3) adjustable shelves. Vertical double doors.
8. S.S. #2 to be 40" and have (1) adjustable shelves. Horizontal door over the wheel span.
9. S.S. #3 to be 22" and have (3) adjustable shelf. Vertical single door.
10. Shall have removable vise bracket on the CS of the rear platform.
11. Shall have E-tracks on both side of the inside open utility body.
12. Integral HD step bumper.
13. Class 5- trailer with pintle hitch receiver, 6 prong and 7 blade RV style trailer connector.
14. Line-X interior of service bed to include floor, compartment sides, and interior tailgate surfaces.
15. Shall have one LED Whelen # PSL1PB with swivel pedestal on each side of the rear of the service bed with a swivel pedestal.
16. All compartment shall have lighting, Whelen part # PSBKT451/ Strip light.
17. Material rack with two straps on each side (Material rack must clear the light bar visibility)
18. One LED light on each side of the ladder rack Whelen # PSL1PB.

ITB FS 21-031
New Fleet Vehicles

<p>19. Body builder shall install the factory sensing system on the service body rear bumper.</p> <p>Color: Oxford White</p> <p>Service bed should be bid and built by Pacific Truck Equipment Inc. or approved equal.</p> <p><u>Lighting Installation:</u></p> <ol style="list-style-type: none">1. Light Bar (Whelen LED part # IW2AAAA-LBPW1 54" Liberty WC Series) with PCC8R controller. Shall be install as per Whelen specifications with brackets. All 3 cables should be inside one plastic approved fitting between light bar and metal roof with recommended sealing by Manufacturer, all 3 cables shall be inside with protected loom and run inside the roof channel and secure with plastic clamps. The power wire shall be connected to the vehicle factory battery. The ground wire shall be connected to the vehicle factory ground. All Light Bar trigger wires shall be run to the on and off factory power switch.2. Rear corner lighting, M7A with flange # M7FC on the rear CS and SS of the Service body, all cables or wires shall be protected by recommended manufacturer specifications, ground wire shall be connected to a factory grounded site. All power or trigger wires shall be protected inside a loom and run on the LT and RT side. The trigger wire shall be a 12g and be protected with loom and run on the LT side of the chassis channel and joint the trigger wire from the front lighting.3. Front corner lighting (Whelen part # M2A) shall be installed in the corner of each side of the grill. NO EXCEPTIONS. Ground wire from both sides shall be grounded on the vehicle factory ground site. The power trigger wire shall be protected with loom and secure with plastic clamps. The trigger wire shall be 14 gage and run to the power switch inside the cab (dashboard).4. 10 gage wire with approved fuse link with fuse shall be install close to the battery and run to the inside of the cab to desire place to feed the power source of power switch.5. Note: all wires have to be protected with loom and all wire connections have to meet or exceed Long Beach Fleet Bureau standards.			
--	--	--	--

ITB FS 21-031
New Fleet Vehicles

Design Requirements:

The Electrical System will be designed:

1. To meet SAE Standard J1292 (Automobile, Truck, Truck-Tractor, Trailer, and Motor Coach Wiring) as a minimum. **Knowledge of this standard must be proven at pre-construction.**
2. To withstand the rigors of service.
3. With accessibility and ease of maintenance as a priority.

Construction:

1. All electrical lighting circuits will terminate and be controlled through the ICON Harness and multiplex load manager system. The multiplex nodes will be conveniently located in the vehicle to reduce the length of cable runs.
2. All circuits will have the ability to be load managed and load sequenced.
3. All circuits will be controlled by the multiplex software. Each node will provide real-time diagnostics.
4. All wire used in this vehicle will conform to SAE Standard J1128 (Low Tension Primary Cable), for "GXL" insulation.
5. All electrical components, including wiring, will be rated at 125% of the maximum intended load. The multiplex must be designed to survive extreme temperatures of up to 185F, and sealed against moisture, salt, and fluid. It also must be protected against over voltage and reverse polarity conditions.
6. All wiring will run in enclosed looms or conduit; and will be color coded and ***labeled with circuit designation every three (3) inches.***
7. All main power and battery connections will be covered with silicone-seal shrink tubing.
8. All harness connections will be made with Deutsch weatherproof connectors. Small components can be made with crimp connectors and they will be of the heavy-duty, nylon variety. Standard duty vinyl connectors are not acceptable.
9. Insulation-displacement connectors (i.e. **"Scotchlock") are not acceptable for any connection.**
10. Open, "crimp" type connectors are not acceptable for exterior connections, and **electrical tape is not acceptable for any connection.**
11. Wiring protection will be offered via:
 - a. Heat resistant (300°) loom

ITB FS 21-031
New Fleet Vehicles

<p>b. Hard plastic (snap-in or glue-in) or rubber grommets wherever wiring passes through walls or partitions.</p> <p>c. Plastic cable ties</p> <p>d. Rubber coated aluminum cable clamps</p> <p>12. Wherever practical, wiring looms will be tied together, and clamped to bulkheads, to ensure maximum security and vibration resistance.</p> <p>13. All continuous runs of wiring will be supported at intervals of 16 inches or less.</p> <p>14. No loose wiring will be exposed or visible in any area of the vehicle's interior.</p> <p>15. All wiring or harnesses, whether exposed or not, will be secured to body with rubber coated metal cable clamps, or to existing wiring with plastic wire ties.</p> <p>16. All exposed wire and cable in other areas of the vehicle will be protected from damage or accidental contact. No wiring will run under the carpeting in the driver or passenger footwell.</p> <p>17. All excess cable (prefabricated harnesses) will be coiled, tied with wire ties and secured with plastic cable clamps.</p> <p>18. All wire ties will be trimmed flush.</p> <p>19. All soldering will be of high quality. Solder "blobs" and cold solder joints are not acceptable.</p> <p>20. In-line fuse holders will be marked with the circuit they protect, and will be installed in accessible locations.</p> <p><u>Warranty:</u></p> <p>1. Manufacturer shall identify a single point warranty, and repair facility approved by the City of Long Beach within a 25-mile of Long Beach City Hall.</p> <p>2. The Contractor shall guarantee the complete vehicle furnished under these specifications against defects in material and workmanship for a period of 3 years from date unit is placed in service.</p> <p>3. The Contractor shall repair or replace any such item(s) necessary during the warranty period at its own cost and expense, without cost to the City.</p> <p>4. Warranty shall begin when the City of Long Beach places the unit in service.</p> <p>5. All transportation of vehicles for warranty repairs shall be at the expense of the manufacturer.</p>			
---	--	--	--

ITB FS 21-031
New Fleet Vehicles

ITEM RR – Specifications

FORD F-350, CREW CAB SERVICE BED TRUCK, CNG

<p>unless prior agreement is approved for each instance with the City of Long Beach.</p> <p><u>Warranty Performance:</u></p> <ol style="list-style-type: none">1. The contractor shall be required to provide service within one (1) working day after notification by telephone.2. If the contractor does not acknowledge after two (2) working days, it shall be assumed as approval for the City to repair the vehicle or obtain warranty outside vendor repair facility.3. The City shall be paid an area average hourly rate for labor inclusive of transportation and parts replaced one for one repairs from component manufacturers.4. The vehicle manufacturer shall furnish all warranty documentation to the City upon delivery.5. Defective parts shall be labeled and retained by the City until parts are replaced.6. Contractor shall take full responsibility for returning any defective parts to his supplier.7. Outside vendor repair facility parts and labor billing to go directly to manufacturer. <p><u>Manuals/Operating Service:</u></p> <p>Successful bidder shall provide a full set of operating/service manuals (CD if available) for every major component installed in truck including cab and chassis, electrical schematics, hydraulic schematics, and a complete parts manual. All manuals and schematics shall be delivered with each unit.</p>			
---	--	--	--

COMPLY
YES NO

COMMENTS

ITB FS 21-031
New Fleet Vehicles

<u>General:</u> Current model, F-350 Crew cab XL, CNG powered, dual rear wheel, with service bed as specified.			
<u>GVWR:</u> Shall be at least 14,000 pounds.			
<u>Wheelbase:</u> Shall be 179 inches.			
<u>Cab Axle:</u> Shall be 60 inches.			
<u>Engine:</u> Shall be a 6.2 SOHC, CNG powered V-8. CARB Certified. Shall have gaseous (CNG) prep package.			
<u>Cooling:</u> Shall be largest, heaviest duty, increased capacity system available for size of engine/transmission offered.			
<u>Exhaust System:</u> Shall be of a quiet design type with minimum backpressure restriction. Muffler(s) to be of an aluminized coating or stainless-steel construction.			
<u>Transmission:</u> Shall be a Ten-speed automatic with selectable drive modes.			
<u>Axles:</u> GVWR minimum.			
<u>Stabilizer Bar/Anti-Roll:</u> Shall be heavy-duty option.			
<u>Shock Absorbers:</u> Shall be heavy-duty option.			

ITB FS 21-031
New Fleet Vehicles

<u>Brakes:</u> Shall be the largest, heavy-duty option, power brake package available for vehicles/axles offered.			
<u>Frame:</u> Shall be compatible to GVWR.			
<u>Steering:</u> Shall be factory power.			
<u>Wheels:</u> Manufacturer shall provide seven (7) wheels at least six (6") inches wide, minimum.			
<u>Tires:</u> Manufacturer shall provide seven (7) LT 245/75R x 17E tires with highway tread, minimum. Wheels and tires to be statically and dynamically balanced.			
<u>Electrical:</u> Shall be a twelve (12) volt, negative ground system. Wire piercing connectors unacceptable, all wiring to be enclosed in nonmetallic, flexible loom, well supported.)			
<u>Alternator:</u> Shall be not less than one hundred fifty-seven (157) amp manufacturer's rated capacity.			
<u>Battery:</u> Shall have 650 CCA.			
<u>Fuel Tank:</u> Shall have a minimum capacity of 40 gallons. Note: The truck(s) will be ship through to Qualified Vehicle Modifier (VQM). Conversion will be paid by City of Long Beach under current contract. No Exceptions.			

ITB FS 21-031
New Fleet Vehicles

<p><u>Body (Cab):</u> Shall be standard F-350 Crew Cab production and include at least all of the following:</p> <ol style="list-style-type: none"> 1. Seats shall be 20-40-20, darker shade gray vinyl. 2. Floor covering shall be rubber. 3. All weather floor mats. 4. All glass to be tinted. 5. Doors shall provide automatic illumination when opened. 6. An integral heater, defroster, and air conditioner, factory installed. 7. Two speed windshield wipers and washers. 8. Inside center rear view mirror to have day/night adjustment feature. 9. A cab dome light. 10. All instruments, controls, indicators, lights and switches to be factory standard unless otherwise specified. 11. Glove box, lockable if available. 12. Sun visors and armrests shall be provided on both sides of cab. 13. Factory installed AM/FM/CD radio/clock. 14. Sync. 15. Keys, four (4) match keys for each lock. 16. Right and left outside rear view; low profile type mirrors with fold back capability, 6" x 9" minimum size. Mirrors must be useable with body configuration. 17. Factory running boards. 18. Outfitter switches. 19. Factory back up alarm. 20. Factory trailer controller module. 21. Reverse sensing system. 22. Factory (1) Rear view camera, with rearview mirror monitor. Camera shall be installed on the center of body not on the license plate frame. 			
<p><u>Service Body General:</u></p> <ol style="list-style-type: none"> 1. Constructed of 2-sided galvanized steel 2. 14-gauge (A40 or 60) galvanized steel shall be the material for body sides, front panels, front bulkhead compartment bases, rear panels, interior partitions and roof panels. 3. All electric welds with permanently sealed joints. 			

ITB FS 21-031
New Fleet Vehicles

<p>4. All dissimilar metals to be primed before joining.</p> <p>5. Floor is to be 3/16 inch galvanized tread plate.</p> <p>6. Shelving is to be 18-gauge spangle galvanized steel, 250# rated load.</p>			
<p><u>Service Body Specific:</u></p> <p>1. Shall have a see-through bulkhead protector, with a Whelen L31HAF LED beacon mounted center.</p> <p>2. Body to have (2) aluminum diamond plate covered flip top sections per side.</p> <p>3. C.S. #1 to be 38" wide and have (3) adjustable shelves. Vertical double doors.</p> <p>4. C.S. #2 to be 24" wide and have (3) adjustable shelf. Vertical single door.</p> <p>5. C.S. #3 to be 40" and have (1) adjustable shelf. Horizontal door over wheel span.</p> <p>6. C.S. #4 to be 30" and have (3) adjustable shelves. Vertical single door.</p> <p>7. S.S. #1 to be 38" wide and have (3) adjustable shelves. Vertical double doors.</p> <p>8. S.S. #2 to be 24" wide and have (3) adjustable shelf. Vertical single door.</p> <p>10. S.S. #3 to be 40" and have (1) adjustable shelf. Horizontal door over wheel span.</p> <p>11. S.S. #4 to be 30", and have (3) adjustable shelves. Vertical single door.</p> <p>12. shelves. Vertical single door.</p> <p>13. Shall have E-tracks on both side of the inside open utility body.</p> <p>14. Integral HD step bumper.</p> <p>15. Class 5- trailer with pintle hitch receiver, 6 prong and 7 blade RV style trailer connector.</p> <p>16. Line-X interior of service bed to include floor, compartment sides, and interior tailgate surfaces.</p> <p>17. Shall have one LED Whelen # PSL1PB with swivel pedestal on each side of the rear of the service bed with a swivel pedestal.</p> <p>18. All compartment shall have lighting, Whelen part # PSBKT451/ Strip light.</p> <p>19. Material rack with two straps on each side (Material rack must clear the light bar visibility)</p> <p>20. One LED light on each side of the ladder rack Whelen # PSL1PB.</p> <p>21. Body builder shall install the factory sensing</p>			

ITB FS 21-031
New Fleet Vehicles

<p>system on the service body rear bumper</p> <p>22. Option #1 Tommy lift gate G2 with a 30" platform.</p> <p>23. Slide out vise bracket mounted rear curd side.</p>			
<p>Oxford White</p> <p>Service bed should be built by Pacific Truck Equipment Inc., of Whittier, CA.</p>			
<p><u>Lighting Installation:</u></p> <p>1. Light Bar (Whelen LED part # IW2AAAA-LBPW1 54" Liberty WC Series) with PCC8R controller. Shall be install as per Whelen specifications with brackets, All 3 cables should be inside one plastic approved fitting between light bar and metal roof with recommended sealing by Manufacturer, all 3 cables shall be inside with protected loom and run inside the roof channel and secure with plastic clamps. The power wire shall be connected to the vehicle factory battery. The ground wire shall be connected to the vehicle factory ground. All Light Bar trigger wires shall be run to the on and off factory power switch.</p> <p>2. Rear corner lighting, M7A with flange # M7FC on the rear CS and SS of the Service body, all cables or wires shall be protected by recommended manufacturer specifications, ground wire shall be connected to a factory grounded site. All power or trigger wires shall be protected inside a loom and run on the LT and RT side. The trigger wire shall be a 12g and be protected with loom and run on the LT side of the chassis channel and joint the trigger wire from the front lighting.</p> <p>3. Front corner lighting (Whelen part # M2A) shall be installed in the corner of each side of the grill. NO EXCEPTIONS. Ground wire from both sides shall be grounded on the vehicle factory ground site. The power trigger wire shall be protected with loom and secure with plastic clamps. The trigger wire shall be 14 gage and run to the power switch inside the cab (dashboard).</p> <p>4. 10 gage wire with approved fuse link with fuse shall be install close to the battery and run to</p>			

ITB FS 21-031
New Fleet Vehicles

<p>the inside of the cab to desire place to feed the power source of power switch.</p> <p>5. Note: all wires have to be protected with loom and all wire connections have to meet or exceed Long Beach Fleet Bureau standards.</p> <p><u>Design Requirements:</u></p> <p>The Electrical System will be designed:</p> <ol style="list-style-type: none">1. To meet SAE Standard J1292 (Automobile, Truck, Truck-Tractor, Trailer, and Motor Coach Wiring) as a minimum. Knowledge of this standard must be proven at pre-construction.2. To withstand the rigors of service.3. With accessibility and ease of maintenance as a priority. <p><u>Construction:</u></p> <ol style="list-style-type: none">1. All electrical lighting circuits will terminate and be controlled through the ICON Harness and multiplex load manager system. The multiplex nodes will be conveniently located in the vehicle to reduce the length of cable runs.2. All circuits will have the ability to be load managed and load sequenced.3. All circuits will be controlled by the multiplex software. Each node will provide real-time diagnostics.4. All wire used in this vehicle will conform to SAE Standard J1128 (Low Tension Primary Cable), for "GXL" insulation.5. All electrical components, including wiring, will be rated at 125% of the maximum intended load. The multiplex must be designed to survive extreme temperatures of up to 185F, and sealed against moisture, salt, and fluid. It also must be protected against over voltage and reverse polarity conditions.6. All wiring will run in enclosed looms or conduit; and will be color coded and <i>labeled with circuit designation every three (3) inches.</i>7. All main power and battery connections will be covered with silicone-seal shrink tubing.8. All harness connections will be made with Deutsch weatherproof connectors. Small components can be made with crimp connectors and they will be of the heavy-duty, nylon variety. Standard duty vinyl connectors are not acceptable.9. Insulation-displacement connectors (i.e. "Scotchlock") are not acceptable for any			
--	--	--	--

ITB FS 21-031
New Fleet Vehicles

<p>connection.</p> <ol style="list-style-type: none"> 10. Open, "crimp" type connectors are not acceptable for exterior connections, and electrical tape is not acceptable for any connection. 11. Wiring protection will be offered via: <ol style="list-style-type: none"> a. Heat resistant (300°) loom b. Hard plastic (snap-in or glue-in) or rubber grommets wherever wiring passes through walls or partitions. c. Plastic cable ties d. Rubber coated aluminum cable clamps 12. Wherever practical, wiring looms will be tied together, and clamped to bulkheads, to ensure maximum security and vibration resistance. 13. All continuous runs of wiring will be supported at intervals of 16 inches or less. 14. No loose wiring will be exposed or visible in any area of the vehicle's interior. 15. All wiring or harnesses, whether exposed or not, will be secured to body with rubber coated metal cable clamps, or to existing wiring with plastic wire ties. 16. All exposed wire and cable in other areas of the vehicle will be protected from damage or accidental contact. No wiring will run under the carpeting in the driver or passenger footwell. 17. All excess cable (prefabricated harnesses) will be coiled, tied with wire ties and secured with plastic cable clamps. 18. All wire ties will be trimmed flush. 19. All soldering will be of high quality. Solder "blobs" and cold solder joints are not acceptable. 20. In-line fuse holders will be marked with the circuit they protect and will be installed in accessible locations. <p><u>Warranty:</u></p> <ol style="list-style-type: none"> 1. Manufacturer shall identify a single point warranty, and repair facility approved by the City of Long Beach within a 25-mile of Long Beach City Hall. 2. The Contractor shall guarantee the complete vehicle furnished under these specifications against defects in material and workmanship for a period of 3 years from date unit is placed in service. 			
--	--	--	--

ITB FS 21-031
New Fleet Vehicles

<p>3. The Contractor shall repair or replace any such item(s) necessary during the warranty period at its own cost and expense, without cost to the City.</p> <p>4. Warranty shall begin when the City of Long Beach places the unit in service.</p> <p>5. All transportation of vehicles for warranty repairs shall be at the expense of the manufacturer unless prior agreement is approved for each instance with the City of Long Beach.</p> <p><u>Warranty Performance:</u></p> <p>1. The contractor shall be required to provide service within one (1) working day after notification by telephone.</p> <p>2. If the contractor does not acknowledge after two (2) working days, it shall be assumed as approval for the City to repair the vehicle or obtain warranty outside vendor repair facility.</p> <p>3. The City shall be paid an area average hourly rate for labor inclusive of transportation and parts replaced one for one repairs from component manufacturers.</p> <p>4. The vehicle manufacturer shall furnish all warranty documentation to the City upon delivery.</p> <p>5. Defective parts shall be labeled and retained by the City until parts are replaced.</p> <p>6. Contractor shall take full responsibility for returning any defective parts to his supplier.</p> <p>7. Outside vendor repair facility parts and labor billing to go directly to manufacturer.</p> <p><u>Manuals/Operating Service:</u></p> <p>Successful bidder shall provide a full set of operating/service manuals (CD if available) for every major component installed in truck including cab and chassis, electrical schematics, hydraulic schematics, and a complete parts manual. All manuals and schematics shall be delivered with each unit.</p>			
--	--	--	--

ITB FS 21-031
New Fleet Vehicles

ITEM SS – Specifications

CHEVROLET 2WD, LARGE SUV, PURSUIT RATED

		COMPLY		COMMENTS
		YES	NO	
Vehicle classification	Shall be (2WD), 4 doors, Tahoe. Pursuit Certified vehicles, in base trim.			No Bid
Wheelbase	120.9 in.			
Engine	Shall be 5.3 EcoTec3 V8L with dynamic fuel system management. Direct injection valve timing.			
Power	355 HP.			
Emissions package	California, emissions package.			
Transmission	Shall be 10-speed electronically controlled with override, including traction select system haul/towing.			
Axle Ratio, Rear	3.23			
Brakes	Shall be Police calibrated high-performance with front Brembo calipers and 16" front rotors.			
Wheels & Tires	275/55R20 AS.			
Fuel Tank Capacity	26 gal.			
Alternator	250 Amp.			
Battery	900 CCA with 95 AMP hour rating.			
Auxiliary Battery	760 CCA with 70 AMP hour rating (package behind left rear cargo area panel).			
Air Conditioning	Front and rear Manual control.			
Radio	AM/FM / Stereo / Clock w/single CD/ Bluetooth.			
Restraint System	3-point belts, w/ airbags.			
Seats	Black- 10-way power, includes 8-way power driver seat with 2-way power lumbar.			
Flooring	Black vinyl with all-weather floor mats.			
Equipment:	1. Ballistic panels level IV in front driver and passenger doors.			

ITB FS 21-031
New Fleet Vehicles

	<ul style="list-style-type: none"> 2. HD Rear camera displayed in rear view mirror. 3. Rear parking assist. 4. Rear door controls inoperable. 5. Remote keyless entry package. 6. No daytime running lamps. 7. Engine-hour meter. 8. Infotainment display. 9. Driver information center. 10. Power Door locks. 11. Power Windows. 12. Trailering equipment. 13. Skid plate. 14. Class III trailer tow with lighting package. 15. Side marker LED-side view mirrors, driver side. red/passenger side-blue. 16. Noise suppression. 17. 100-watt siren/speaker. 			
<u>Ship Thru to Kerr Industries</u>	<p>Included with SEO (6C7) red and white front auxiliary dome lighting, SEO (6N6) door locks and handles, SEO (7X2) left- and right-hand spotlamps, SEO (7X3) left-hand spotlight, SEO (T53) alternate flashing Red & Blue rear compartment lid warning lamps, SEO (UN9) Radio Suppression Package, SEO (6J3) grille lamps and siren speakers wiring, SEO (6J4) horn and siren circuit wiring and SEO (WX7) auxiliary speaker wiring</p>			
<u>Identifier for Police Package Vehicle</u>	<p>Includes, (K47) heavy-duty air filter, (KX4) 250 AMP high output alternator, (K6K) 760 cold-cranking amps auxiliary battery, electrical power & vehicle signals for customer connection located at the center front floor. Auxiliary battery circuit for customer connection located in the rear cargo area, (Z56) heavy-duty, police-rated suspension, (XCS) 275/55R20SL all-season tires, (RAV) 275/55R20 all-season spare tire, Police brakes, (RC1) front skid plate, (PXT) 20" steel</p>			

ITB FS 21-031
New Fleet Vehicles

	wheels, Certified speedometer, SEO (5J3) Surveillance Mode interior lighting calibration, SEO (UT7) blunt cut cargo area and blunt cut console area ground wires, (V53) delete luggage rack side rails, (ATD) third row seat delete, (NP0) active single-speed transfer case.			
<u>Paint:</u>	Black and White painted side doors up to beltline, A, B, and C pillars are to be black. Roof should be paint white 6" from windshield.			

ITB FS 21-031
New Fleet Vehicles

ITEM TT – Specifications

CHEVROLET 4WD, LARGE SUV, PURSUIT RATED

		COMPLY		COMMENTS
		YES	NO	
Vehicle classification	Shall be 4 (Four) all-wheel drive (AWD), 4 doors, Tahoe. Pursuit Certified vehicles, in base trim			No Bid
Wheelbase	120.9 in.			
Engine	Shall be 5.3 EcoTec3 V8L with dynamic fuel system management. Direct injection valve timing			
Power	355 HP			
Emissions package	California, emissions package			
Transmission	Shall be 10-speed electronically controlled with override, including traction select system haul/towing			
Axle Ratio, Rear	3.23			
Brakes	Shall be Police calibrated high-performance with front Brembo calipers and 16" front rotors			
Wheels & Tires	275/55R20 AS			
Fuel Tank Capacity	26 gal.			
Alternator	250 Amp			
Battery	900 CCA with 95 AMP hour rating			
Auxiliary Battery	760 CCA with 70 AMP hour rating (package behind left rear cargo area panel)			
Air Conditioning	Dual Zone Manual control			
Radio	AM/FM / Stereo / Clock w/single CD, Bluetooth			
Restraint System	3-point belts, w/ airbags			
Windows	Electric remote control			
Mirrors	Black remote control, side view			
Seats	Black- 10-way power, includes 8-way power driver seat with 2-way power lumbar			

ITB FS 21-031
New Fleet Vehicles

Flooring	Black vinyl with all-weather floor mats			
<u>Equipment</u>	<ol style="list-style-type: none"> 1. Ballistic panels level IV in front driver and passenger doors. 2. HD Rear camera displayed in rear view mirror 3. Rear parking assist 4. Rear door controls inoperable 5. Remote keyless entry package. 6. No daytime running lamps. 7. Engine-hour mete 8. Infotainment display 9. Driver information center 10. Power Door locks 11. Power Windows 12. Trailing equipment. 13. Skid plate 14. Class III trailer tow with lighting package 15. Side marker LED-side view mirrors, driver side red/passenger side-blue 16. Noise suppression 17. 100-watt siren/speaker. 			
<u>Ship Thru to Kerr Industries</u>	Included with SEO (6C7) red and white front auxiliary dome lighting, SEO (6N6) door locks and handles, SEO (7X2) left- and right-hand spotlamps, SEO (7X3) left-hand spotlamp, SEO (T53) alternate flashing Red & Blue rear compartment lid warning lamps, SEO (UN9) Radio Suppression Package, SEO (6J3) grille lamps and siren speakers wiring, SEO (6J4) horn and siren circuit wiring and SEO (WX7) auxiliary speaker wiring			
<u>Identifier for Police Package Vehicle</u>	Includes, (K47) heavy-duty air filter, (KX4) 250 AMP high output alternator, (K6K) 760 cold-cranking amps auxiliary battery, electrical power & vehicle signals for customer connection located at the center front floor. Auxiliary battery circuit for customer connection located in the rear cargo area, (Z56) heavy-duty,			

ITB FS 21-031
New Fleet Vehicles

	<p>police-rated suspension, (XCS) 275/55R20SL all-season tires, (RAV) 275/55R20 all-season spare tire, Police brakes, (RC1) front skid plate, (PXT) 20" steel wheels, Certified speedometer, SEO (5J3) Surveillance Mode interior lighting calibration, SEO (UT7) blunt cut cargo area and blunt cut console area ground wires, (V53) delete luggage rack side rails, (ATD) third row seat delete, (NP0) active single-speed transfer case (4WD only)</p>			
Paint	<p>Black and White Painted side doors up to beltline, A, B, and C pillars are to be black.</p> <p>Roof should be paint white 6" from windshield</p>			
<p>1. Manufacturer shall identify a single point warranty, and repair facility approved by the City of Long Beach within a 25-mile radius of Long Beach City Hall.</p> <p>2. The Contractor shall offer the manufacturers standard warranty protection against defects in material and workmanship for a period of 3 years from date unit is placed in service, or 36,000 miles.</p> <p>3. The Contractor shall repair or replace any such item(s) necessary during the warranty period at its own cost and expense, without cost to the City</p> <p>4. Warranty shall begin when the City of Long Beach places the unit in service.</p> <p>5. All transportation of vehicles for warranty</p>	<p>6. Manufacturer shall identify a single point warranty, and repair facility approved by the City of Long Beach within a 25-mile radius of Long Beach City Hall.</p> <p>7. The Contractor shall offer the manufacturers standard warranty protection against defects in material and workmanship for a period of 3 years from date unit is placed in service, or 36,000 miles.</p> <p>8. The Contractor shall repair or replace any such item(s) necessary during the warranty period at its own cost and expense, without cost to the City</p> <p>9. Warranty shall begin when the City of Long Beach places the unit in service.</p> <p>All transportation of vehicles for warranty repairs shall be at the</p>			

ITB FS 21-031
New Fleet Vehicles

repairs shall be at the expense of the manufacturer unless prior agreement is approved for each instance with the City of Long Beach.	expense of the manufacturer unless prior agreement is approved for each instance with the City of Long Beach.			
---	---	--	--	--

ITB FS 21-031
New Fleet Vehicles

ITEM UU– Specifications

CHEVROLET 4WD, EXTRA LARGE SUV

		COMPLY		COMMENTS
		YES	NO	
Vehicle classification	4WD Sport utility extra-large size			No Bid
Wheelbase	130 in.			
Engine	Shall be 5.3 EcoTec3 V8L with dynamic fuel system management. Direct injection valve timing			
Power	355 HP			
Emissions package	California, emissions package			
Transmission	Shall be 10-speed electronically controlled with override, including traction select system haul/towing			
Axle Ratio, Rear	3.23			
Brakes	Power 4 wheel. Disk, 4 wheel. antilock			
Wheels & Tires	265/65R18SL			
Fuel Tank Capacity	26 gal.			
Alternator	220 Amp			
Battery	800 cold-cranking amps with 80 AMP hour rating			
Safety	HD Rear Vision Camera			
Trailer Tow Package	Class IV, 6 and 7 wire harness			
Air Conditioning	Manual control, dual zone.			
Radio	AM/FM / Stereo / Clock w/single CD, Bluetooth			
Restraint System	3-point belts, w/ airbags			
Windows	Electric remote control			
Mirrors	Black remote control, side view			
Seats	Black- 10-way power, includes 8-way power driver seat with 2-way power lumbar			
Flooring	Black carpeted			
Paint	Standard Summit White			

ITB FS 21-031
New Fleet Vehicles

ITEM VV – Specifications

FORD, POLICE PURSUIT CERTIFIED SEDAN, SOLID COLOR

	COMPLY		COMMENTS
	YES	NO	
<u>General:</u> Full size, current model gasoline powered, AWD wheel drive, certified police pursuit rated, 4-door sedan.			
<u>Engine:</u> Shall be a V-6 configuration, fuel injected, with a 3.7 displacement and 305 horsepower, normally aspirated.			
<u>Transmission:</u> Minimum, six (6) speed automatic.			
<u>Cooling:</u> Shall be largest, heaviest duty, increased capacity system available for size of engine specified. Option code: PCD, silicone hoses and aircraft-type clamps.			
<u>Suspension:</u> Shall be heavy-duty Police option.			
<u>Shock Absorbers:</u> Heavy-duty option, front and rear.			
<u>Axles:</u> Ratio 3.16			
<u>Brakes:</u> Front and rear power ABS disc.			
<u>Wheels and Tires:</u> Five (5) steel 18" X 7" wheels with center cover hub caps, and five (5) radial ply, black wall tires, minimum size P245/55R18 BSW speed rated. (All tire and wheel assemblies to be balanced statically and dynamically.)			
<u>Electrical:</u> 12-volt negative ground system.			

ITB FS 21-031
New Fleet Vehicles

<u>Alternator:</u> Largest factory option available. Not less than 220 amp.			
<u>Battery:</u> 750 CCA			
<u>Interior:</u> Shall be color-coded as requested. Front seats shall be bucket type. Driver's seat shall be power.			
<u>Steering:</u> Factory Power.			
<u>Paint:</u> Solid color shall be determined at time of order.			
<u>Additional Equipment:</u> Shall have all standard equipment as listed in factory brochure in the Police Package option. If not listed as standard equipment the following shall be furnished and installed: <ol style="list-style-type: none"> 1. Front heavy-duty cloth driver's seat shall be bucket type, with gray cloth trim. Driver's seat shall be 6-way power with lumbar support. Passenger seat shall be manual. 2. 2nd row seat(s) shall be heavy-duty vinyl, medium gray. 3. Front drivers and passenger and 2nd row windows solar tint. 4. 1st and 2nd row floor vinyl material. 5. Dark car feature. (43D). 6. Integral heater and defroster shall be provided. Factory installed single zone manual air conditioning. 7. Ballistic panels in front driver and passenger doors. 8. Windshield wipers provided shall have an intermittent wipe feature. 9. Inside center mirror shall have day/night adjustment feature, with back up monitor. (87R) 10. Rear factory back up camera. 11. Reverse sensing system. 			

ITB FS 21-031
New Fleet Vehicles

12. Five standard 1284X keys per vehicle. (63V) 13. Headlamps-projector-beam halogen. 14. No daytime running lamps. 15. Red/White Dome lamp (cargo) 16. Glove compartment shall be lockable. 17. Sun visors and arm rests on both sides. 18. Engine-hour meter 19. Dual horns. 20. Body side moldings, as applicable 21. Side view mirror with LED side marker lamps 22. Dash pass-through for aftermarket wiring 23. Factory installed AM-FM-CD Radio. 24. Tilt steering column. 25. Remappable switches on steering wheel. (61R). 26. Cruise control 27. Column shifter. 28. Power Door locks 29. Rear door handles inoperable. (68G) 30. Power Windows with one touch-up/down driver and passenger side with disable feature 31. Inside hood release. 32. Under body deflector plate 33. Rear console plate. 34. Noise suppression bonds 35. Heated side view mirror. 36. Front license plate. 37. Black Unity LED spotlights mounted in the A pillar, driver and passenger sides. 38. Front headlight prep. (86P). 39. Rear taillight prep. (86T). 40. Grill light pre-wire prep. (60A). 41. Badge delete. (16D). 42. Cargo storage vault. (63V). 43. Noise suppression bond. (60R) 44. 100-watt siren/speaker. (18X) 45. Go Rhino Push Bumper (part number 5340) 46. Vendor shall provide recommended stock part list 47. Vendor shall provide information on all S/N of the vehicle to include, engine, transmission, axles, chassis, etc.			
---	--	--	--

ITB FS 21-031
New Fleet Vehicles

<u>Warranty:</u> 10. Manufacturer shall identify a single point warranty, and repair facility approved by the City of Long Beach within a 25-mile radius of Long Beach City Hall. 11. The Contractor shall offer the manufacturers standard warranty protection against defects in material and workmanship for a period of 3 years from date unit is placed in service, or 36,000 miles. 12. The Contractor shall repair or replace any such item(s) necessary during the warranty period at its own cost and expense, without cost to the City 13. Warranty shall begin when the City of Long Beach places the unit in service. 14. All transportation of vehicles for warranty repairs shall be at the expense of the manufacturer unless prior agreement is approved for each instance with the City of Long Beach.			
<u>Warranty Performance:</u> 1. The contractor shall be required to provide service within one (1) working day after notification by telephone. 2. If the contractor does not acknowledge after two (2) working days, it shall be assumed as approval for the City to repair the vehicle or obtain warranty outside vendor repair facility. 3. The City shall be paid an area average hourly rate for labor inclusive of transportation and parts replaced one for one repairs from component manufacturers. 4. The vehicle manufacturer shall furnish all warranty documentation to the City upon Defective parts shall be labeled and retained by the City until parts are replaced. 5. Contractor shall take full responsibility for returning any defective parts to his supplier. 6. Outside vendor repair facility parts and labor billing to go directly to manufacturer.			

ITB FS 21-031
New Fleet Vehicles

<u>Emission Rating:</u> Vehicles shall meet the minimum emission requirements set forth by the SCAQMD and be rated at LEV, ULEV, or SULEV emission standards. (if available)			
<u>Manuals/Operating Service:</u> Successful bidder shall provide a full set of operating/service manuals (CD if available)			

ITB FS 21-031
New Fleet Vehicles

ITEM WW– Specifications

FORD, POLICE PURSUIT CERTIFIED SEDAN, BLACK & WHITE

	COMPLY YES NO		COMMENTS
<u>Instructions:</u> State comments and or exceptions in the blank spaces provided for each section regarding the vehicle or equipment offered corresponding to the specifications set forth. FAILURE TO COMPLETE ALL BLANK SPACES WILL OTHERWISE BE DETERMINED AS VENDOR MEETING SPECIFICATIONS MINIMUMS.			No Bid
<u>General:</u> Full size, gasoline powered, all-wheel drive, police certified, 4-door sedan.			
<u>Wheelbase:</u> Shall be at least 113 inches.			
<u>Overall Length:</u> Shall be 203 inches.			
<u>Engine:</u> Shall be a V-6 configuration, fuel injected, with at least 3.7L of displacement and 305 horsepower.			
<u>Transmission:</u> Minimum, six (6) speed automatic.			
<u>Cooling:</u> Shall be largest, heaviest duty, increased capacity system available for size of engine specified. Option code: PCD, silicone hoses and aircraft- type clamps.			
<u>Suspension:</u> Shall be heavy-duty Police option.			
<u>Shock Absorbers:</u> Heavy-duty option, front and rear.			
<u>Drive Axle Ratio:</u> Shall be 3.55:1			
<u>Brakes:</u> Front and rear power ABS disc.			
<u>Wheels and Tires:</u> Five (5) steel 18" X 7" wheels with <u>small</u> cover hub caps, and five (5) radial ply, black wall tires, minimum size P245/55VR18-100V BSW speed rated. (All tire and wheel assemblies to be balanced statically and dynamically.)			

ITB FS 21-031
New Fleet Vehicles

<u>Electrical:</u> 12-volt negative ground system.			
<u>Alternator:</u> Largest factory option available. Not less than 130 amp.			
<u>Battery:</u> 780 AMP HR, extra heavy duty.			
<u>Interior:</u> Shall be heavy-duty cloth front buckets / no rear seat, with power drivers' seat (Code 21A), dark blue color.			
<u>Steering:</u> Factory Power.			
<u>Additional Equipment:</u> Shall have all standard equipment as listed in factory brochure in the Police Package option. If not listed as standard equipment the following shall be furnished and installed: <ol style="list-style-type: none"> 1. <u>Factory</u> installed air conditioning. 2. Power (electric) rear view mirrors, left and right outside mirrors to be remote controlled from driver's seat. 3. Tinted glass - all windows. 4. Sun Visors and arm rests, right and left sides. 5. Keys - single locking, fleet keyed alike, Key Code 1284X, two keys per unit, all units. 6. Power port. 7. Body and side molding. 8. Heavy-duty rubber floor covering. 9. Under hood and trunk lights. 10. Rear trunk lid 11. Inside hood and trunk release on instrument panel (Code 614). 12. Dual horns. 13. Electric rear window defogger. 14. Power door locks, rear handles inoperative. 15. Power windows; option code "PW4" driver operated. 16. Tilt steering wheel. 17. Windshield wipers, 2 speed with washer minimum. 18. Left and Right spotlights, <u>Unity</u> only, 6" <u>black housing</u> windshield pillar mounted. 19. Delete radio option. 20. Radio interference suppression and option (Code 53M). 			

ITB FS 21-031
New Fleet Vehicles

<p>21. Push bumpers, <u>Go-Rino, Model 5036, 18" buddy bumper</u> or approved equal.</p> <p>22. Trunk air circulation fan.</p> <p>23. Permanent rubber tie-down.</p> <p>24. Skid plates on front suspension/steering (Go- Rino).</p> <p>25. License plate bracket, front.</p> <p>26. Factory side impact air bags.</p>			
<p><u>Paint:</u></p> <p>Two tone, black and white, body shall be painted black, doors and top shall be white.</p>			
<p><u>Warranty:</u></p> <ol style="list-style-type: none"> 1. Manufacturer shall identify a single point warranty, and repair facility approved by the City of Long Beach within a 25-mile radius of Long Beach City Hall. 2. The Contractor shall offer the manufacturers standard warranty protection against defects in material and workmanship for a period of 3 years from date unit is placed in service, or 36,000 miles. 3. The Contractor shall repair or replace any such item(s) necessary during the warranty period at its own cost and expense, without cost to the City 4. Warranty shall begin when the City of Long Beach places the unit in service. 5. All transportation of vehicles for warranty repairs shall be at the expense of the manufacturer unless prior agreement is approved for each instance with the City of Long Beach. 			

ITB FS 21-031
New Fleet Vehicles

<u>Warranty Performance:</u> <ol style="list-style-type: none">1. The contractor shall be required to provide service within one (1) working day after notification by telephone.2. If the contractor does not acknowledge after two (2) working days, it shall be assumed as approval for the City to repair the vehicle or obtain warranty outside vendor repair facility.3. The City shall be paid an area average hourly rate for labor inclusive of transportation and parts replaced one for one repairs from component manufacturers.4. The vehicle manufacturer shall furnish all warranty documentation to the City upon Defective parts shall be labeled and retained by the City until parts are replaced.5. Contractor shall take full responsibility for returning any defective parts to his supplier.6. Outside vendor repair facility parts and labor billing to go directly to manufacturer.			
<u>Emission Rating:</u> <p>Vehicles shall meet the minimum emission requirements set forth by the SCAQMD and be rated at LEV, ULEV, or SULEV emission standards. (if available)</p>			
<u>Manuals/Operating Service:</u> <p>Successful bidder shall provide a full set of operating/service manuals (CD if available)</p>			

ITB FS 21-031
New Fleet Vehicles

ITEM XX – Specifications

FORD, AWD POLICE PURSUIT CERTIFIED SUV-HYBRID, SOLID COLOR

	COMPLY		COMMENTS
	YES	NO	
<u>Instructions:</u> State comments and or exceptions in the blank spaces provided for each section regarding the vehicle or equipment offered corresponding to the specifications set forth. FAILURE TO COMPLETE ALL BLANK SPACES WILL OTHERWISE BE DETERMINED AS VENDOR MEETING SPECIFICATIONS MINIMUMS.			No Bid
<u>General:</u> All-wheel drive (AWD) Hybrid, 4 doors, Police Interceptor. Pursuit Certified, utility vehicles, in base trim.			
<u>GVWR:</u> Shall be at least 6,465 pounds.			
<u>Wheelbase:</u> Shall be a minimum of 119.1 inches.			
<u>Overall Length:</u> Shall be at least 199.8 inches.			
<u>Engine:</u> Shall be 3.3 L V6 HEV Hybrid engine system (AWD).			
<u>Cooling:</u> Shall be largest, heaviest duty, increased capacity system available for size of engine/transmission offered including engine oil and transmission cooler.			
<u>Exhaust System:</u> Shall be of a quiet design type with minimum backpressure restriction. Muffler shall be of an aluminized coating construction.			
<u>Transmission:</u> Shall be 10-speed (Police-Calibrated) for maximum acceleration and faster closing speed			
<u>Transfer Case</u> Electronically controlled 4-wheel drive.			

ITB FS 21-031
New Fleet Vehicles

<u>Axles:</u> Front: Shall have a rating of at least 3,000 pounds. Rear: Shall have a rating of at least 3,500 pounds.			
<u>Suspension/Springs:</u> Shall be factory pursuit rated.			
<u>Stabilizer Bar/Anti-Roll:</u> Shall be factory standard.			
<u>Shock Absorbers:</u> Shall be factory standard.			
<u>Brakes:</u> Shall be Police calibrated high-performance regenerative braking system			
<u>Frame:</u> Shall be compatible to GVWR.			
<u>Steering:</u> Shall be factory power. Electric power –assisted steering (heavy duty)			
<u>Wheels:</u> Manufacturer shall provide five (5) 18" inch painted heavy-duty steel, with full wheel covers. Spare shall be full size.			
<u>Tires:</u> Manufacturer shall provide five (5) tubeless tires P255/60Rx18 all season tread. All wheels and tires to be statically and dynamically balanced			
<u>Electrical System:</u> Shall be a twelve (12) volt negative ground system.			
<u>Alternator:</u> Factory 220 AMP heavy-duty.			
<u>Batteries:</u> H8 AGM Battery (850 CCA/92-AMP. (19K) Lithium-Ion Battery Pack			

ITB FS 21-031
New Fleet Vehicles

Fuel Tank: Minimum of eighteen (18) gallons.			
Body (Cab): Body (Cab): Shall be standard production, base level of trim and include at least all of the following: <ol style="list-style-type: none"> 1. Front heavy-duty cloth driver's and passengers' seat shall be bucket type, with gray cloth trim. Driver's seat shall be 6-way power with lumbar support. Passenger seat shall be manual. 2. 2nd row seat(s) shall be heavy-duty vinyl, medium gray. 3. Power passenger seat (87P) 4. Front drivers and passenger and 2nd row windows solar tint, and 3rd row and rear window privacy tint (92R). 5. 1st and 2nd row floor vinyl material. 6. Integral heater and defroster shall be provided. Factory installed single zone manual air conditioning. 7. Factory front and rear A/C climate control (17A) 8. Ballistic panels level IV in front driver and passenger doors. (90G) 9. Windshield wipers provided shall have an intermittent wipe feature. 10. Rear view camera displayed in rear view mirror (87R) 11. Rear camera on-demand (19V) 12. Rear door controls inoperable (68G) 13. Reverse sensing system (76R) 14. Five standard 1284X keys per vehicle. (59B) 15. No daytime running lamps. 16. Red/White Dome lamp (cargo) 17. Glove compartment shall be lockable. 18. Sun visors and arm rests on both sides. 19. Engine-hour meter 20. Dual horns. 21. Body side moldings, as applicable 22. 9" space between driver's seat and front passenger seat. 23. Factory installed AM-FM-CD Radio. 24. Tilt steering column. 25. Cruise control 26. Column shifter. 27. Power Door locks 28. Police engine idle feature(47A) 29. Rear door handles inoperable. (68G) 30. Power Windows with one touch-up/down driver and passenger side with disable feature 			

ITB FS 21-031
New Fleet Vehicles

31. Inside hood release. 32. Under body deflector plate(76D) 33. Rear console plate. (85R) 34. Heated side view mirror. 35. OBDII split connector (61B) 36. Class III trailer tow with lighting package (52T) 37. Black Unity LED spotlights mounted in the A pillar, driver and passenger sides (51V) 38. Front headlamp lighting solution (66A) 39. Tail lamp lighting solution (66B) 40. Rear quarter glass side marker LED lights (driver side-red/passenger side-blue) (63L) 41. Rear spoiler traffic warning LED lights (96T) 42. Side marker LED-side view mirrors, driver side red/passenger side-blue (63B) 43. Front warning auxiliary LED lights driver side-red/passenger side-blue (21L) 44. Rear quarter glass side marker LED lights, driver side-red/passenger side-blue (63L) 45. Ultimate wiring package (67U) 46. Dark car feature. (43D). 47. Police wire harness connector kit, front and rear (67V) 48. Badge delete. (16D). 49. Noise suppression bond. (60R) 50. 100-watt siren/speaker. (18X) 51. License plate bracket-front (153) 52. Shall installed a Federal Signal Rumbler system behind the front bumper 53. Sync			
Paint: Shall be determined at order.			
Interior Color: Interior color shall be black/gray cloth.			

ITB FS 21-031
New Fleet Vehicles

<u>Warranty:</u> <ol style="list-style-type: none">1. Manufacturer shall identify a single point warranty, and repair facility approved by the City of Long Beach within a 25-mile radius of Long Beach City Hall.2. The Contractor shall offer the manufacturers standard warranty protection against defects in material and workmanship for a period of 3 years from date unit is placed in service, or 36,000 miles.3. The Contractor shall repair or replace any such item(s) necessary during the warranty period at its own cost and expense, without cost to the City4. Warranty shall begin when the City of Long Beach places the unit in service.5. All transportation of vehicles for warranty repairs shall be at the expense of the manufacturer unless prior agreement is approved for each instance with the City of Long Beach.			
<u>Warranty Performance:</u> <ol style="list-style-type: none">1. The contractor shall be required to provide service within one (1) working day after notification by telephone.2. If the contractor does not acknowledge after two (2) working days, it shall be assumed as approval for the City to repair the vehicle or obtain warranty outside vendor repair facility.3. The City shall be paid an area average hourly rate for labor inclusive of transportation and parts replaced one for one repairs from component manufacturers.4. The vehicle manufacturer shall furnish all warranty documentation to the City upon delivery.5. Defective parts shall be labeled and retained by the City until parts are replaced.6. Contractor shall take full responsibility for returning any defective parts to his supplier.7. Outside vendor repair facility parts and labor billing to go directly to manufacturer.			

ITB FS 21-031
New Fleet Vehicles

<u>Emission Rating:</u> Vehicles shall meet the minimum emission requirements set forth by the SCAQMD and be rated at LEV, ULEV, or SULEV emission standards. (if available)			
<u>Manuals/Operating Service:</u> Successful bidder shall provide a full set of operating/service manuals (CD if available)			

ITB FS 21-031
New Fleet Vehicles

ITEM YY – Specifications

FORD, AWD POLICE PURSUIT CERTIFIED SUV-HYBRID, BLACK AND
WHITE

	COMPLY		COMMENTS
	YES	NO	
<u>Instructions:</u> State comments and or exceptions in the blank spaces provided for each section regarding the vehicle or equipment offered corresponding to the specifications set forth. FAILURE TO COMPLETE ALL BLANK SPACES WILL OTHERWISE BE DETERMINED AS VENDOR MEETING SPECIFICATIONS MINIMUMS.			No Bid
<u>General:</u> All-wheel drive (AWD) Hybrid, 4 doors, Police Interceptor. Pursuit Certified, utility vehicles, in base trim.			
<u>GVWR:</u> Shall be at least 6,465 pounds.			
<u>Wheelbase:</u> Shall be a minimum of 119.1 inches.			
<u>Overall Length:</u> Shall be at least 198.8 inches.			
<u>Engine:</u> Shall be 3.3 L V6 HEV Hybrid engine system (AWD).			
<u>Cooling:</u> Shall be largest, heaviest duty, increased capacity system available for size of engine/transmission offered including engine oil and transmission cooler.			
<u>Exhaust System:</u> Shall be of a quiet design type with minimum back pressure restriction. Muffler shall be of an aluminized coating construction.			
<u>Transmission:</u> Shall be 10-speed (Police-Calibrated) for maximum acceleration and faster closing speed			
<u>Transfer Case</u> Electronically controlled 4-wheel drive.			

ITB FS 21-031
New Fleet Vehicles

<u>Axles:</u> Front: Shall have a rating of at least 3,000 pounds. Rear: Shall have a rating of at least 3,500 pounds.			
<u>Suspension/Springs:</u> Shall be factory pursuit rated.			
<u>Stabilizer Bar/Anti-Roll:</u> Shall be factory standard.			
<u>Shock Absorbers:</u> Shall be factory standard.			
<u>Brakes:</u> Shall be Police calibrated high-performance regenerative braking system			
<u>Frame:</u> Shall be compatible to GVWR.			
<u>Steering:</u> Shall be factory power. Electric power – assisted steering (heavy duty)			
<u>Wheels:</u> Manufacturer shall provide five (5) 18" inch painted heavy-duty steel. Spare shall be full size.			
<u>Tires:</u> Manufacturer shall provide five (5) tubeless tires P255/60Rx18 all season tread. All wheels and tires to be statically and dynamically balanced			
<u>Electrical System:</u> Shall be a twelve (12) volt negative ground system.			
<u>Alternator:</u> Factory 220 AMP heavy-duty.			
<u>Batteries:</u> H8 AGM Battery (850 CCA/92-AMP. (19K) Lithium-Ion Battery Pack			

ITB FS 21-031
New Fleet Vehicles

<p><u>Fuel Tank:</u> Minimum of eighteen (18) gallons.</p>			
<p><u>Body (Cab):</u> Body (Cab): Shall be standard production, base level of trim and include at least all of the following:</p> <ol style="list-style-type: none"> 1. Front heavy-duty cloth driver's and passengers' seat shall be bucket type, with gray cloth trim. Driver's seat shall be 6-way power with lumbar support. Passenger seat shall be manual. 2. 2nd row seat(s), shall be heavy-duty vinyl, medium gray. 3. Power passenger seat (87P) 4. Front drivers and passenger and 2nd row windows solar tint, and 3rd row and rear window privacy tint (92R). 5. 1st-and 2nd –row floor vinyl material. 6. Integral heater and defroster shall be provided. Factory installed single zone manual air conditioning. 7. Factory front and rear A/C climate control (17A) 8. Ballistic panels level IV in front driver and passenger doors. (90G) 9. Windshield wipers provided shall have an intermittent wipe feature. 10. Rear view camera displayed in rear view mirror (87R) 11. Rear camera on-demand (19V) 12. Rear door controls inoperable (68G) 13. Reverse sensing system (76R) 14. Five standard 1284X keys per vehicle. (59B) 15. No daytime running lamps. 16. Red/White Dome lamp (cargo) 17. Glove compartment shall be lockable. 18. Sun visors and arm rests on both sides. 19. Engine-hour meter 20. Dual horns. 21. Body side moldings, as applicable 22. 9" space between driver's seat and front passenger seat. 23. Factory installed AM-FM-CD Radio. 24. Tilt steering column. 25. Cruise control 26. Column shifter. 27. Power Door locks 28. Police engine idle feature(47A) 29. Rear door handles inoperable. (68G) 30. Power Windows with one touch-up/down driver and passenger side with disable feature 			

ITB FS 21-031
New Fleet Vehicles

<p>31. Inside hood release.</p> <p>32. Under body deflector plate(76D)</p> <p>33. Rear console plate. (85R)</p> <p>34. Heated side view mirror.</p> <p>35. OBDII split connector (61B)</p> <p>36. Class III trailer tow with lighting package (52T)</p> <p>37. Black Unity LED spotlights mounted in the A pillar, driver and passenger sides (51V)</p> <p>38. Front headlamp lighting solution (66A)</p> <p>39. Tail lamp lighting solution (66B)</p> <p>40. Rear quarter glass side marker LED lights (driver side-red/passenger side-blue) (63L)</p> <p>41. Rear spoiler traffic warning LED lights (96T)</p> <p>42. Side marker LED-side view mirrors, driver side red/passenger side-blue (63B)</p> <p>43. Front warning auxiliary LED lights driver side-red/passenger side-blue (21L)</p> <p>44. Rear quarter glass side marker LED lights, driver side-red/passenger side-blue (63L)</p> <p>45. Ultimate wiring package (67U)</p> <p>46. Dark car feature. (43D).</p> <p>47. Police wire harness connector kit, front and rear (67V)</p> <p>48. Badge delete. (16D).</p> <p>49. Noise suppression bond. (60R)</p> <p>50. 100-watt siren/speaker. (18X)</p> <p>51. License plate bracket-front (153)</p> <p>52. Westin 36-2125 Elite push bumper</p> <ul style="list-style-type: none"> a. Westin 36-2125PB light channel with Whelen I2J ION DUO red/blue b. Westin 36-2125 PB- Pit Bars. c. Go Rhino 517100T-45 degree mounting bracket with Whelen light # I2JMJ ION DUO red/blue. d. Westin Elite 23.5" four (4) light channel with Whelen # four (4) WIONR Light and two (2) WIONB e. Westin 36-2125WC wire channel upright. <p>53. Sync.</p> <p>54. Shall installed a Federal Signal Rumbler system behind the front bumper.</p>			
--	--	--	--

ITB FS 21-031
New Fleet Vehicles

<p><u>Paint:</u> Black with Oxford White (YZ) painted side doors up to beltline, A, B, and C pillars are to be black.</p> <p>Roof should be paint white (YZ) 6" from windshield.</p>			
<p><u>Interior Color:</u> Interior color shall be black/gray cloth.</p>			
<p><u>Warranty:</u></p> <ol style="list-style-type: none"> 1. Manufacturer shall identify a single point warranty, and repair facility approved by the City of Long Beach within a 25-mile radius of Long Beach City Hall. 2. The Contractor shall offer the manufacturers standard warranty protection against defects in material and workmanship for a period of 3 years from date unit is placed in service, or 36,000 miles. 3. The Contractor shall repair or replace any such item(s) necessary during the warranty period at its own cost and expense, without cost to the City. 4. Warranty shall begin when the City of Long Beach places the unit in service. 5. All transportation of vehicles for warranty repairs shall be at the expense of the manufacturer unless prior agreement is approved for each instance with the City of Long Beach. 			
<p><u>Warranty Performance:</u></p> <ol style="list-style-type: none"> 1. The contractor shall be required to provide service within one (1) working day after notification by telephone. 2. If the contractor does not acknowledge after two (2) working days, it shall be assumed as approval for the City to repair the vehicle or obtain warranty outside vendor repair facility. 			

ITB FS 21-031
New Fleet Vehicles

<p>3. The City shall be paid an area average hourly rate for labor inclusive of transportation and parts replaced one for one repairs from component manufacturers.</p> <p>4. The vehicle manufacturer shall furnish all warranty documentation to the City upon delivery.</p> <p>5. Defective parts shall be labeled and retained by the City until parts are replaced.</p> <p>6. Contractor shall take full responsibility for returning any defective parts to his supplier.</p> <p>7. Outside vendor repair facility parts and labor billing to go directly to manufacturer.</p>			
<p><u>Emission Rating:</u> Vehicles shall meet the minimum emission requirements set forth by the SCAQMD and be rated at LEV, ULEV, or SULEV emission standards. (if available)</p>			
<p><u>Manuals/Operating Service:</u> Successful bidder shall provide a full set of operating/service manuals (CD if available)</p>			

ITB FS 21-031
New Fleet Vehicles

ITEM ZZ – Specifications

FORD, AWD POLICE PURSUIT CERTIFIED SUV, SOLID COLOR

	COMPLY YES NO		COMMENTS
<u>Instructions:</u> State comments and or exceptions in the blank spaces provided for each section regarding the vehicle or equipment offered corresponding to the specifications set forth. FAILURE TO COMPLETE ALL BLANK SPACES WILL OTHERWISE BE DETERMINED AS VENDOR MEETING SPECIFICATIONS MINIMUMS.			No Bid
<u>General:</u> All-wheel drive (AWD) Gasoline, 4 doors, Police Interceptor. Pursuit Certified, utility vehicle, in base trim.			
<u>GVWR:</u> Shall be at least 6,465 pounds.			
<u>Wheelbase:</u> Shall be a minimum of 119.1 inches.			
<u>Overall Length:</u> Shall be at least 199.8 inches.			
<u>Engine:</u> Shall be 3.3 L V6 Direct Injection engine system (AWD).			
<u>Cooling:</u> Shall be largest, heaviest duty, increased capacity system available for size of engine/transmission offered including engine oil and transmission cooler.			
<u>Exhaust System:</u> Shall be of a quiet design type with minimum backpressure restriction. Muffler shall be of an aluminized coating construction.			
<u>Transmission:</u> Shall be 10-speed (Police-Calibrated) for maximum acceleration and faster closing speed			

ITB FS 21-031
New Fleet Vehicles

<u>Transfer Case</u> Electronically controlled 4-wheel drive.			
<u>Axles:</u> Front: Shall have a rating of at least 3,000 pounds. Rear: Shall have a rating of at least 3,500 pounds.			
<u>Suspension/Springs:</u> Shall be factory pursuit rated.			
<u>Stabilizer Bar/Anti-Roll:</u> Shall be factory standard.			
<u>Shock Absorbers:</u> Shall be factory standard.			
<u>Brakes:</u> Shall be Police calibrated high-performance			
<u>Frame:</u> Shall be compatible to GVWR.			
<u>Steering:</u> Shall be factory power. Electric power –assisted steering (heavy duty)			
<u>Wheels:</u> Manufacturer shall provide five (5) 18" inch painted heavy-duty steel, with full wheel covers. Spare shall be full size.			
<u>Tires:</u> Manufacturer shall provide five (5) tubeless tires P255/60Rx18 all season tread. All wheels and tires to be statically and dynamically balanced			
<u>Electrical System:</u> Shall be a twelve (12) volt negative ground system.			
<u>Alternator:</u> Factory 220 AMP heavy-duty.			

ITB FS 21-031
New Fleet Vehicles

<u>Batteries:</u> H8 AGM Battery (850 CCA/92-AMP.			
<u>Fuel Tank:</u> Minimum of eighteen (18) gallons.			
<u>Body (Cab):</u> Body (Cab): Shall be standard production, base level of trim and include at least all of the following: <ol style="list-style-type: none"> 1. Front heavy-duty cloth driver's and passengers' seat shall be bucket type, with gray cloth trim. Driver's seat shall be 6-way power with lumbar support. Passenger seat shall be manual. 2. 2nd row seat(s) shall be heavy-duty vinyl, medium gray. 3. Power passenger seat (87P) 4. Front drivers and passenger and 2nd row windows solar tint, and 3rd row and rear window privacy tint (92R). 5. 1st and 2nd row floor vinyl material. 6. Integral heater and defroster shall be provided. Factory installed single zone manual air conditioning. 7. Factory front and rear A/C climate control (17A) 8. Ballistic panels level IV in front driver and passenger doors. (90G) 9. Windshield wipers provided shall have an intermittent wipe feature. 10. Rear view camera displayed in rear view mirror (87R) 11. Rear camera on-demand (19V) 12. Rear door controls inoperable (68G) 13. Reverse sensing system (76R) 14. Five standard 1284X keys per vehicle. (59B) 15. No daytime running lamps. 16. Red/White Dome lamp (cargo) 17. Glove compartment shall be lockable. 18. Sun visors and arm rests on both sides. 19. Engine-hour meter 20. Dual horns. 21. Body side moldings, as applicable 22. 9" space between driver's seat and front passenger seat. 23. Factory installed AM-FM-CD Radio. 24. Tilt steering column. 25. Cruise control 26. Column shifter. 27. Power Door locks 28. Police engine idle feature(47A) 			

ITB FS 21-031
New Fleet Vehicles

29. Rear door handles inoperable. (68G) 30. Power Windows with one touch-up/down driver and passenger side with disable feature 31. Inside hood release. 32. Under body deflector plate(76D) 33. Rear console plate. (85R) 34. Heated side view mirror. 35. OBDII split connector (61B) 36. Class III trailer tow with lighting package (52T) 37. Black Unity LED spotlights mounted in the A pillar, driver and passenger sides (51V) 38. Front headlamp lighting solution (66A) 39. Tail lamp lighting solution (66B) 40. Rear quarter glass side marker LED lights (driver side-red/passenger side-blue) (63L) 41. Rear spoiler traffic warning LED lights (96T) 42. Side marker LED-side view mirrors, driver side red/passenger side-blue (63B) 43. Front warning auxiliary LED lights driver side-red/passenger side-blue (21L) 44. Rear quarter glass side marker LED lights, driver side-red/passenger side-blue (63L) 45. Ultimate wiring package (67U) 46. Dark car feature. (43D). 47. Police wire harness connector kit, front and rear (67V) 48. Badge delete. (16D). 49. Noise suppression bond. (60R) 50. 100-watt siren/speaker. (18X) 51. License plate bracket-front (153) 52. Shall installed a Federal Signal Rumbler system behind the front bumper 53. Sync			
Paint: Solid color shall be determined at order			
Interior Color: Interior color shall be black/gray cloth.			

ITB FS 21-031
New Fleet Vehicles

<u>Warranty:</u> <ol style="list-style-type: none">1. Manufacturer shall identify a single point warranty, and repair facility approved by the City of Long Beach within a 25-mile radius of Long Beach City Hall.2. The Contractor shall offer the manufacturers standard warranty protection against defects in material and workmanship for a period of 3 years from date unit is placed in service, or 36,000 miles.3. The Contractor shall repair or replace any such item(s) necessary during the warranty period at its own cost and expense, without cost to the City4. Warranty shall begin when the City of Long Beach places the unit in service.5. All transportation of vehicles for warranty repairs shall be at the expense of the manufacturer unless prior agreement is approved for each instance with the City of Long Beach.			
<u>Warranty Performance:</u> <ol style="list-style-type: none">1. The contractor shall be required to provide service within one (1) working day after notification by telephone.2. If the contractor does not acknowledge after two (2) working days, it shall be assumed as approval for the City to repair the vehicle or obtain warranty outside vendor repair facility.3. The City shall be paid an area average hourly rate for labor inclusive of transportation and parts replaced one for one repairs from component manufacturers.4. The vehicle manufacturer shall furnish all warranty documentation to the City upon delivery.5. Defective parts shall be labeled and retained by the City until parts are replaced.6. Contractor shall take full responsibility for returning any defective parts to his supplier7. Outside vendor repair facility parts and labor billing to go directly to manufacturer.			

ITB FS 21-031
New Fleet Vehicles

<u>Emission Rating:</u> Vehicles shall meet the minimum emission requirements set forth by the SCAQMD and be rated at LEV, ULEV, or SULEV emission standards. (if available)			
<u>Manuals/Operating Service:</u> Successful bidder shall provide a full set of operating/service manuals (CD if available)			

ITB FS 21-031
New Fleet Vehicles

ITEM A1– Specifications

FORD, AWD POLICE PURSUIT CERTIFIED SUV, BLACK AND WHITE

	COMPLY		
	YES	NO	COMMENTS
<u>Instructions:</u> State comments and or exceptions in the blank spaces provided for each section regarding the vehicle or equipment offered corresponding to the specifications set forth. FAILURE TO COMPLETE ALL BLANK SPACES WILL OTHERWISE BE DETERMINED AS VENDOR MEETING SPECIFICATIONS MINIMUMS.			No Bid
<u>General:</u> All-wheel drive (AWD) Gasoline, 4 doors, Police Interceptor. Pursuit Certified, utility vehicles, in base trim.			
<u>GVWR:</u> Shall be at least 6,465 pounds.			
<u>Wheelbase:</u> Shall be a minimum of 119.1 inches.			
<u>Overall Length:</u> Shall be at least 198.8 inches.			
<u>Engine:</u> Shall be 3.3 L V6 Direct Injection engine system (AWD).			
<u>Cooling:</u> Shall be largest, heaviest duty, increased capacity system available for size of engine/transmission offered including engine oil and transmission cooler.			
<u>Exhaust System:</u> Shall be of a quiet design type with minimum back pressure restriction. Muffler shall be of an aluminized coating construction.			
<u>Transmission:</u> Shall be 10-speed (Police-Calibrated) for maximum acceleration and faster closing speed			

ITB FS 21-031
New Fleet Vehicles

<u>Transfer Case</u> Electronically controlled 4-wheel drive.			
<u>Axles:</u> Front: Shall have a rating of at least 3,000 pounds. Rear: Shall have a rating of at least 3,500 pounds.			
<u>Suspension/Springs:</u> Shall be factory pursuit rated.			
<u>Stabilizer Bar/Anti-Roll:</u> Shall be factory standard.			
<u>Shock Absorbers:</u> Shall be factory standard.			
<u>Brakes:</u> Shall be Police calibrated high-performance			
<u>Frame:</u> Shall be compatible to GVWR.			
<u>Steering:</u> Shall be factory power. Electric power – assisted steering (heavy duty)			
<u>Wheels:</u> Manufacturer shall provide five (5) 18" inch painted heavy-duty steel. Spare shall be full size.			
<u>Tires:</u> Manufacturer shall provide five (5) tubeless tires P255/60Rx18 all season tread. All wheels and tires to be statically and dynamically balanced			
<u>Electrical System:</u> Shall be a twelve (12) volt negative ground system.			

ITB FS 21-031
New Fleet Vehicles

<u>Alternator:</u> Factory 220 AMP heavy-duty.			
<u>Batteries:</u> H8 AGM Battery (850 CCA/92-AMP.			
<u>Fuel Tank:</u> Minimum of eighteen (18) gallons.			
<u>Body (Cab):</u> Body (Cab): Shall be standard production, base level of trim and include at least all of the following: <ol style="list-style-type: none"> 1. Front heavy-duty cloth driver's and passengers' seat shall be bucket type, with gray cloth trim. Driver's seat shall be 6-way power with lumbar support. Passenger seat shall be manual. 2. 2nd row seat(s), shall be heavy-duty vinyl, medium gray. 3. Power passenger seat (87P) 4. Front drivers and passenger and 2nd row windows solar tint, and 3rd row and rear window privacy tint (92R). 5. 1st-and 2nd –row floor vinyl material. 6. Integral heater and defroster shall be provided. Factory installed single zone manual air conditioning. 7. Factory front and rear A/C climate control (17A) 8. Ballistic panels level IV in front driver and passenger doors. (90G) 9. Windshield wipers provided shall have an intermittent wipe feature. 10. Rear view camera displayed in rear view mirror (87R) 11. Rear camera on-demand (19V) 12. Rear door controls inoperable (68G) 13. Reverse sensing system (76R) 14. Five standard 1284X keys per vehicle. (59B) 15. No daytime running lamps. 16. Red/White Dome lamp (cargo) 17. Glove compartment shall be lockable. 18. Sun visors and arm rests on both sides. 19. Engine-hour meter 20. Dual horns. 21. Body side moldings, as applicable 22. 9" space between driver's seat and front passenger seat. 23. Factory installed AM-FM-CD Radio. 24. Tilt steering column. 			

ITB FS 21-031
New Fleet Vehicles

<p>25. Cruise control</p> <p>26. Column shifter.</p> <p>27. Power Door locks</p> <p>28. Police engine idle feature(47A)</p> <p>29. Rear door handles inoperable. (68G)</p> <p>30. Power Windows with one touch-up/down driver and passenger side with disable feature</p> <p>31. Inside hood release.</p> <p>32. Under body deflector plate(76D)</p> <p>33. Rear console plate. (85R)</p> <p>34. Heated side view mirror.</p> <p>35. OBDII split connector (61B)</p> <p>36. Class III trailer tow with lighting package (52T)</p> <p>37. Black Unity LED spotlights mounted in the A pillar, driver and passenger sides (51V)</p> <p>38. Front headlamp lighting solution (66A)</p> <p>39. Tail lamp lighting solution (66B)</p> <p>40. Rear quarter glass side marker LED lights (driver side-red/passenger side-blue) (63L)</p> <p>41. Rear spoiler traffic warning LED lights (96T)</p> <p>42. Side marker LED-side view mirrors, driver side red/passenger side-blue (63B)</p> <p>43. Front warning auxiliary LED lights driver side-red/passenger side-blue (21L)</p> <p>44. Rear quarter glass side marker LED lights, driver side-red/passenger side-blue (63L)</p> <p>45. Ultimate wiring package (67U)</p> <p>46. Dark car feature. (43D).</p> <p>47. Police wire harness connector kit, front and rear (67V)</p> <p>48. Badge delete. (16D).</p> <p>49. Noise suppression bond. (60R)</p> <p>50. 100-watt siren/speaker. (18X)</p> <p>51. License plate bracket-front (153)</p> <p>52. Westin 36-2125 Elite push bumper</p> <ul style="list-style-type: none"> a. Westin 36-2125PB light channel with Whelen I2J ION DUO red/blue b. Westin 36-2125 PB- Pit Bars. c. Go Rhino 517100T-45 degree mounting bracket with Whelen light # I2JMJ ION DUO red/blue d. Westin Elite 23.5" four (4) light channel with Whelen # four (4) WIONR Light and two (2) WIONB e. Westin 36-2125WC wire channel upright <p>53. Sync.</p> <p>54. Shall installed a Federal Signal Rumbler system behind the front bumper.</p>			
--	--	--	--

ITB FS 21-031
New Fleet Vehicles

<u>Paint:</u> Black with Oxford White (YZ) painted side doors up to beltline, A, B, and C pillars are to be black. Roof should be paint white (YZ) 6" from windshield.			
<u>Interior Color:</u> Interior color shall be black/gray cloth.			
<u>Warranty:</u> <ol style="list-style-type: none">1. Manufacturer shall identify a single point warranty, and repair facility approved by the City of Long Beach within a 25-mile radius of Long Beach City Hall.2. The Contractor shall offer the manufacturers standard warranty protection against defects in material and workmanship for a period of 3 years from date unit is placed in service, or 36,000 miles.3. The Contractor shall repair or replace any such item(s) necessary during the warranty period at its own cost and expense, without cost to the City.4. Warranty shall begin when the City of Long Beach places the unit in service.5. All transportation of vehicles for warranty repairs shall be at the expense of the manufacturer unless prior agreement is approved for each instance with the City of Long Beach.			

ITB FS 21-031
New Fleet Vehicles

<u>Warranty Performance:</u> <ol style="list-style-type: none">1. The contractor shall be required to provide service within one (1) working day after notification by telephone.2. If the contractor does not acknowledge after two (2) working days, it shall be assumed as approval for the City to repair the vehicle or obtain warranty outside vendor repair facility.3. The City shall be paid an area average hourly rate for labor inclusive of transportation and parts replaced one for one repairs from component manufacturers.4. The vehicle manufacturer shall furnish all warranty documentation to the City upon delivery.5. Defective parts shall be labeled and retained by the City until parts are replaced.6. Contractor shall take full responsibility for returning any defective parts to his supplier.7. Outside vendor repair facility parts and labor billing to go directly to manufacturer.			
<u>Emission Rating:</u> <p>Vehicles shall meet the minimum emission requirements set forth by the SCAQMD and be rated at LEV, ULEV, or SULEV emission standards. (if available)</p>			
<u>Manuals/Operating Service:</u> <p>Successful bidder shall provide a full set of operating/service manuals (CD if available)</p>			

Attachment A

Debarment, Suspension, Ineligibility and Voluntary Exclusion Certification

Please read Acceptance of Certification and Instructions for Certification before completing

As a current or potential vendor for the City of Long Beach (City) your firm, through its business relationship with the City, may be the recipient of federal grant funds. As such, the City is required to document that neither your business entity or organization, nor any of your principals are debarred, suspended, ineligible, or have voluntarily been excluded from receiving federal grant funds. Consistent with Executive Order No. 12549 Title 2 CFR Part 180 Subpart C, all potential recipients of federal grant funds are required to comply with the requirements specified below. By submission of proposal/bid/agreement, the undersigned, under penalty of perjury, certifies that the participant, nor any of its principals in the capacity of owner, director, partner, officer, manager, or other person with substantial influence in the development or outcome of a covered transaction, whether or not employed by the participant:

- Are not currently under suspension, debarment, voluntary exclusion, or determination of ineligibility by any Federal department or agency;
- Have not, within a three (3) year period preceding this bid/agreement/proposal, been suspended, debarred, voluntarily excluded or declared ineligible by a federal agency;
- Do not presently have a proposed debarment proceeding pending;
- Have not, within a three (3) year period preceding this bid/agreement/proposal, been indicted or convicted, or had a civil judgment rendered against it by a court of competent jurisdiction in any matter involving fraud or official misconduct;
- Have not, within a three (3) year period preceding this bid/agreement/proposal, had one or more public transactions (Federal, State, or local) terminated for cause or default.

If reorganization, management turnover, or a shift or change of principals' status occurs, written notice must be submitted within 21 days. Subsequent disclosure of unfavorable information will be subject to thorough review and remedial action. Updated versions of this certification may be requested on a routine basis.

Where the potential prospective recipient of Federal assistance funds is unable to certify to any of the statement in this certification, such prospective participant shall attach an explanation to the applicable bid/agreement/proposal.

Fleet Vehicle Source, Inc.


Business/Contractor/Agency

Brian Clauss

President

Name of Authorized Representative

Title of Authorized Representative


Signature of Authorized Representative

4/13/2021

Date

r20141001

Acceptance of Certification

1. This bid/agreement/proposal or like document has the potential to be a recipient of Federal funds. In order to be in compliance with Code of Federal Regulations, the City requires this completed form. By signing and submitting this document, the prospective bidder/proposer is providing the certification and acknowledgement as follows:
2. The terms "covered transaction," "debarred," "suspended," "ineligible," "lower tier covered transaction," "participant," "person," "primary covered transaction," "principal," "proposal," and "voluntarily excluded," as used in this clause, have the meanings set out in the Definitions and Coverage sections of rules implementing Executive Order 12549.
3. The certification in this clause is a material representation of fact upon which reliance was placed when this transaction was entered into. If it is later determined that the prospective recipient of Federal assistance funds knowingly rendered an erroneous certification, in addition to other remedies available to the Federal Government, the department or agency with which this transaction originated may pursue available remedies, including suspension and/or debarment.
4. The potential recipient of Federal assistance funds agrees by submitting this bid/agreement/proposal or like document that, should the proposed covered transaction be entered into, it shall not knowingly enter into any lower tier covered transaction with a person who is debarred, suspended, declared ineligible, or voluntarily excluded from participation in this covered transaction, unless authorized by the department or agency with which this transaction originated.

Instructions for completing the form, Attachment –Debarment Certification

1. The City of Long Beach sometimes receives Federal funding on certain purchases/projects. To ensure that the City is in compliance with Federal regulations we require this form to be completed.
2. The City of Long Beach checks the System for Award Management at www.sam.gov to make sure that Consultants who are awarded City contracts and/or purchase orders are not debarred or suspended. Prospective Consultants should perform a search on this website for your company and or persons associated with your business.
3. If your business is in compliance with the conditions in the form, please have the appropriate person complete and sign this form and return with your bid/proposal/agreement.
4. If at anytime, your business or persons associated with your business become debarred or suspended, we require that you inform us of this change in status.
5. If there are any exceptions to the certification, please include an attachment. Exceptions will not necessarily result in denial of award, but will be considered in determining bidder responsibility. For any exception, indicate to whom it applies, initiating agency and dates of action.
6. Note: Providing false information may result in criminal prosecution or administrative sanctions.

***If you have any questions on how to complete this form, please contact the
Purchasing Division in the City of Long Beach Business Relations Bureau at 562-570-6200***

Rev 12.11.13



City of Long Beach
Purchasing Division
333 W Ocean Blvd/7th Floor
Long Beach CA 90802

ATTACHMENT B

Reference Information Form

Client/Contractor Name State of Colorado
Project Manager/Contact Name Amy Risley E-mail Amy.Risley@state.co.us Ph. No. 303-866-5663
Address 1525 Sherman Street, 3rd Floor, Denver, CO 80203
Project Description Providing sedans, SUVs and alternative fuel vehicles since 2018.
Project Dates (Start and End) 12/1/2020-9/30/2021 Contract Term(s) 1 Year Contract Amount _____

Client/Contractor Name State of California
Project Manager/Contact Name Eugene Shemereko E-mail Eugene.Shemereko@dgs.ca.gov Ph. No. 916-441-9653
Address 707 Third St. West Sacramento, CA 95605
Project Description US Fleet Source has provided Hyundai, Kia and Mitsubishi vehicles to the State of California and it's Government Agencies
Project Dates (Start and End) 5/1/2018-9/24/2021 Contract Term(s) 3 Year Contract Amount _____

Client/Contractor Name Southern California Edison
Project Manager/Contact Name Catalina Jauregui E-mail Catalina.jauregui@sce.com Ph. No. 909-469-0336
Address 265 N East End Ave., Pomona, CA 91767
Project Description Provided and delivered over 100 Mitsubishi Outlander PHEV's
Project Dates (Start and End) On-going Contract Term(s) _____ Contract Amount _____

Client/Contractor Name South Carolina Law Enforcement Division
Project Manager/Contact Name John Hayes E-mail jhayes@sled.sc.gov Ph. No. 803-896-7159
Address 4300 Broad River Road, Columbia, SC 29210
Project Description Provided Nissan Titans and Pathfinders to this agency
Project Dates (Start and End) 5/26/20-9/29/20 Contract Term(s) 6 units Contract Amount \$189,333

Client/Contractor Name Riverside County
Project Manager/Contact Name Irene Maese E-mail imaese@rivco.org Ph. No. 951-315-4557
Address 2980 Washington St, Riverside, CA 92504
Project Description Provided over 100 vehicles to agencies throughout the county
Project Dates (Start and End) On-going Contract Term(s) _____ Contract Amount _____

Attachment C

**W-9 Request for Taxpayer
Identification Number and Certification**

[Form must be signed and dated]


**Request for Taxpayer
Identification Number and Certification**

Give Form to the
requester. Do not
send to the IRS.

Print or type See Specific Instructions on page 2	Name (as shown on your income tax return) US Fleet Source	
	Business name/disregarded entity name, if different from above Fleet Vehicle Source, Inc.	
	Check appropriate box for federal tax classification: <input type="checkbox"/> Individual/sole proprietor <input type="checkbox"/> C Corporation <input checked="" type="checkbox"/> S Corporation <input type="checkbox"/> Partnership <input type="checkbox"/> Trust/estate <input type="checkbox"/> Limited liability company. Enter the tax classification (C-C corporation, S-S corporation, P-partnership) ▶	
	Exemptions (see instructions): Exempt payee code (if any) _____ Exemption from FATCA reporting code (if any) _____	
	Other (see instructions) ▶	
Address (number, street, and apt. or suite no.) 979 S. Village Oaks Dr.		Requester's name and address (optional)
City, state, and ZIP code Covina, CA 91724		
List account number(s) here (optional)		

Part I Taxpayer Identification Number (TIN)	
Enter your TIN in the appropriate box. The TIN provided must match the name given on the "Name" line to avoid backup withholding. For individuals, this is your social security number (SSN). However, for a resident alien, sole proprietor, or disregarded entity, see the Part I instructions on page 3. For other entities, it is your employer identification number (EIN). If you do not have a number, see <i>How to get a TIN</i> on page 3.	
Social security number	Employer identification number
<div> </div> <div> </div> <div> </div> <div> </div> <div> </div> <div> </div>	<div> </div> <div> </div> <div> </div> <div> </div> <div> </div> <div> </div>

Note. If the account is in more than one name, see the chart on page 4 for guidelines on whose number to enter.

Part II Certification	
Under penalties of perjury, I certify that:	
1 The number shown on this form is my correct taxpayer identification number (or I am waiting for a number to be issued to me), and	
2 I am not subject to backup withholding because: (a) I am exempt from backup withholding, or (b) I have not been notified by the Internal Revenue Service (IRS) that I am subject to backup withholding as a result of a failure to report all interest or dividends, or (c) the IRS has notified me that I am no longer subject to backup withholding, and	
3 I am a U.S. citizen or other U.S. person (defined below), and	
4 The FATCA code(s) entered on this form (if any) indicating that I am exempt from FATCA reporting is correct.	
Certification instructions. You must cross out item 2 above if you have been notified by the IRS that you are currently subject to backup withholding because you have failed to report all interest and dividends on your tax return. For real estate transactions, item 2 does not apply. For mortgage interest paid, acquisition or abandonment of secured property, cancellation of debt, contributions to an individual retirement arrangement (IRA), and generally, payments other than interest and dividends, you are not required to sign the certification, but you must provide your correct TIN. See the instructions on page 3.	
Sign Here	Signature of U.S. person ▶  Date ▶ 4/13/2021

General Instructions

Section references are to the Internal Revenue Code unless otherwise noted.

Future developments. The IRS has created a page on irs.gov/w9 for information about Form W-9, at www.irs.gov/w9. Information about any future developments affecting Form W-9 (such as legislation enacted after we release it) will be posted on that page.

Purpose of Form

A person who is required to file an information return with the IRS must obtain your correct taxpayer identification number (TIN) to report, for example, income paid to you, payments made to you in settlement of payment card and third party network transactions, real estate transactions, mortgage interest you paid, acquisition or abandonment of secured property, cancellation of debt, or contributions you made to an IRA.

Use Form W-9 only if you are a U.S. person (including a resident alien), to provide your correct TIN to the person requesting it (the requester) and, when applicable, to:

1. Certify that the TIN you are giving is correct (or you are waiting for a number to be issued).
2. Certify that you are not subject to backup withholding, or
3. Claim exemption from backup withholding if you are a U.S. exempt payee. If applicable, you are also certifying that as a U.S. person, your allocable share of any partnership income from a U.S. trade or business is not subject to the

withholding tax on foreign partners' share of effectively connected income, and

4. Certify that FATCA code(s) entered on this form (if any) indicating that you are exempt from the FATCA reporting, is correct.

Note. If you are a U.S. person and a requester gives you a form other than Form W-9 to request your TIN, you must use the requester's form if it is substantially similar to this Form W-9.

Definition of a U.S. person. For federal tax purposes, you are considered a U.S. person if you are:

- An individual who is a U.S. citizen or U.S. resident alien,
- A partnership, corporation, company, or association created or organized in the United States or under the laws of the United States,
- An estate (other than a foreign estate), or
- A domestic trust (as defined in Regulations section 301.7701-7).

Special rules for partnerships. Partnerships that conduct a trade or business in the United States are generally required to pay a withholding tax under section 1446 on any foreign partners' share of effectively connected taxable income from such business. Further, in certain cases where a Form W-9 has not been received, the rules under section 1446 require a partnership to presume that a partner is a foreign person, and pay the section 1446 withholding tax. Therefore, if you are a U.S. person that is a partner in a partnership conducting a trade or business in the United States, provide Form W-9 to the partnership to establish your U.S. status and avoid section 1446 withholding on your share of partnership income.



City of Long Beach
Purchasing Division
333 W. Ocean Blvd 7th Floor
Long Beach, CA 90802

ATTACHMENT D

INSURANCE REQUIREMENTS

Contractor shall submit proof of insurability from an insurance company with an: 8 rating (as specified in City AR 8-27) from AM Best Company with bid. Failure to submit this proof will disqualify the bid.

- Successful bidder shall obtain and maintain at its expense until completion of performance and acceptance by the City, from an insurer:
 - Admitted (Licensed) in the State of California with a current financial responsibility rating of an Excellent or better and a current financial size category (FSC) of V (Capital Surplus and Conditional Surplus Funds of greater than \$10 million) or greater rating as reported by AM Best Company or equivalent, unless waived in writing by the City's Risk Manager, or
 - Non-admitted in the State of California with a current financial responsibility rating of an Excellent or better and a current financial size category (FSC) of VIII (Capital Surplus Funds or greater than \$100 million) or greater rating as reported by AM Best Company or equivalent, unless waived in writing by City's Risk Manager.
 - Comprehensive General Liability naming City, its Officials, Employees, and Agents as additional insureds for injury to or death of persons or damage to or loss of property arising from or connected to vendor's performance here-under \$1,000,000 combined single limit for each occurrence and \$2,000,000 General Aggregate.
 - Automobile Liability: \$500,000 combined single limit per accident for bodily injury and property damage covering owned, non-owned and hired vehicles.
 - Worker's Compensation: As required by California Labor Code.
- Self-insurance of self-insured retention must be approved in writing by City and protect City in same manner and extent as if policies had not contained retention. Each policy must be endorsed to state that coverage shall not be cancelled by either party or reduced in coverage except after 30 days prior written notice to City. Vendor must furnish to City before performance certificates of insurance and original endorsements, with the original signature of one authorized by the insurer to bind coverage on its behalf, for approval as to sufficiency and form. This insurance shall not be deemed to limit vendor's liability hereunder.
- Contractor shall maintain at its expense, until completion of performance and acceptance by City, from an insurer:
 - Admitted (licensed) in the State of California with a current financial responsibility rating of A (Excellent) or better and a current financial size category (FSC) of V (capital surplus



City of Long Beach
Purchasing Division
333 W. Ocean Blvd 7th Floor
Long Beach, CA 90802


and conditional surplus funds of greater than \$10 million) or greater rating as reported by A.M. Best Company or equivalent, unless waived in writing by City's Risk Manager, or

- Non-admitted in the State of California with a current financial responsibility rating of A (Excellent) or better and a current financial size category (FSC) of VIII (capital surplus and conditional surplus funds of greater than \$100 million) or greater rating as reported by A.M. Best Company or equivalent, unless waived in writing by the City's Risk Manager.
- All coverages for Subcontractors shall be subject to the requirements stated herein and shall be maintained at no expense to the City.
- Contractor shall furnish the City with certificates of insurance and original endorsements providing coverage as required above. The certificates and endorsements for each insurance policy are to be signed by a person authorized by that insurer to bind coverage on its behalf.
- Before any of Contractor's or Subcontractor's employees shall do any work on the City's property, Contractor shall furnish the City with the required certificates evidencing that such insurance is being maintained. Such certificates shall specify the date when such insurance expires. Such insurance shall be maintained until after the Work under the Contract has been completed and accepted.
- Such insurance as required herein or in any other documents to be considered a part hereof shall not be deemed to limit Contractor's liability under this Contract.
- Contractor shall defend, indemnify and hold harmless the City, its officials and employees from and against any and all liability for claims for bodily injury and property damage arising out of negligent acts, omissions or errors of any employee of Contractor at the Site.
- Contractor shall list the name and location of the place of business of each Subcontractor who will perform work, labor or services for Contractor, or who specially fabricates and installs a portion of the Work or improvement in an amount in excess of one-half of one percent of Contractor's total contract cost. The Subcontractor list shall be submitted with Contractor's Bid.

By submitting a signature below, Bidder promises that insurance requirements can be provided as requested.

Printed Name: Brian Clauss

Title: President

Signature: 

Date: 4/13/2021

Attachment E

EQUAL BENEFITS ORDINANCE DISCLOSURE

As a condition of being awarded a contract with the City of Long Beach ("City"), the selected Contractor/Vendor ("Contractor") may be required during the performance of the Contract, to comply with the City's nondiscrimination provisions of the Equal Benefits Ordinance ("EBO") set forth in the Long Beach Municipal Code section 2.73 et seq. The EBO requires that during the performance of the contract, the Contractor shall provide equal benefits to its employees with spouses and employees with domestic partners. Benefits include but are not limited to, health benefits, bereavement leave, family medical leave, membership and membership discounts, moving expenses, retirement benefits and travel benefits. A cash equivalent payment is permitted if an employer has made all reasonable efforts to provide domestic partners with access to benefits but is unable to do so. A situation in which a cash equivalent payment might be used is where the employer has difficulty finding an insurance provider that is willing to provide domestic partner benefits.

The EBO is applicable to the following employers:

- For-profit employers that have a contract with the City for the purchase of goods, services, public works or improvements and other construction projects in the amount of \$100,000 or more
- For-profit entities that generate \$350,000 or more in annual gross receipts leasing City property pursuant to a written agreement for a term exceeding 29 days in any calendar year

Contractors who are subject to the EBO must certify to the City before execution of the contract that they are in compliance with the EBO by completing the EBO Certification Form, attached, or that they have been issued a waiver by the City. Contractors must also allow authorized City representatives access to records so the City can verify compliance with the EBO.

The EBO includes provisions that address difficulties associated with implementing procedures to comply with the EBO. Contractors can delay implementation of procedures to comply with the EBO in the following circumstances:

- 1) By the first effective date after the first open enrollment process following the contract start date, not to exceed two years, if the Contractor/vendor submits evidence of taking reasonable measures to comply with the EBO; or
- 2) At such time that the administrative steps can be taken to incorporate nondiscrimination in benefits in the Contractor/vendor's infrastructure, not to exceed three months; or
- 3) Upon expiration of the contractor's current collective bargaining agreement(s).

Compliance with the EBO

If a contractor has not received a waiver from complying with the EBO and the timeframe within which it can delay implementation has expired but it has failed to comply with the EBO, the Contractor may be deemed to be in material breach of the Contract. In the event of a material breach, the City may cancel, terminate or suspend the City agreement, in whole or in part. The City also may deem the Contractor an irresponsible bidder and disqualify the Contractor from contracting with the City for a period of three years. In addition, the City may assess liquidated damages against the Contractor which may be deducted from money otherwise due the Contractor. The City may also pursue any other remedies available at law or in equity.

By my signature below, I acknowledge that the Contractor understands that to the extent it is subject to the provisions of the Long Beach Municipal Code section 2.73, the Contractor shall comply with this provision.

Printed Name: Brian Clause Title: President

Signature:  Date: 4/13/2021

Business Entity Name: Fleet Vehicle Source, Inc.

EQUAL BENEFITS ORDINANCE CERTIFICATION OF COMPLIANCE

Section 1. CONTRACTOR/VENDOR INFORMATION

Name: Fleet Vehicle Source, Inc. Federal Tax ID No
Address: 979 S. Village Oaks Dr
City: Covina State: CA ZIP: 91724
Contact Person: Brian Clauss Telephone: 877-315-9397
Email: sales@usfleetsource.com Fax:

Section 2. COMPLIANCE QUESTIONS

- A. The EBO is inapplicable to this Contract because the Contractor/Vendor has no employees. Yes X No
- B. Does your company provide (or make available at the employees' expense) any employee benefits? X Yes No
(If "yes," proceed to Question C. If "no," proceed to section 5, as the EBO does not apply to you.)
- C. Does your company provide (or make available at the employees' expense) any benefits to the spouse of an employee?
 X Yes No
- D. Does your company provide (or make available at the employees' expense) any benefits to the domestic partner of an employee?
 X Yes No (If you answered "no" to both questions C and D, proceed to section 5, as the EBO is not applicable to this contract. If you answered "yes" to both Questions C and D, please continue to Question E. If you answered "yes" to Question C and "no" to Question D, please continue to section 3.)
- E. Are the benefits that are available to the spouse of an employee identical to the benefits that are available to the domestic partner of an employee?
 X Yes No
(If "yes," proceed to section 4, as you are in compliance with the EBO. If "no," continue to section 3.)

Section 3. PROVISIONAL COMPLIANCE

- A. Contractor/vendor is not in compliance with the EBO now but will comply by the following date:

_____ By the first effective date after the first open enrollment process following the contract start date, not to exceed two years, if the Contractor/vendor submits evidence of taking reasonable measures to comply with the EBO; or

_____ At such time that the administrative steps can be taken to incorporate nondiscrimination in benefits in the Contractor/vendor's infrastructure, not to exceed three months; or

_____ Upon expiration of the contractor's current collective bargaining agreement(s).

- B. If you have taken all reasonable measures to comply with the EBO but are unable to do so, do you agree to provide employees with a cash equivalent? (The cash equivalent is the amount of money your company pays for spousal benefits that are unavailable for domestic partners.)

_____ Yes _____ No

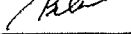
Section 4. REQUIRED DOCUMENTATION

At time of issuance of purchase order or contract award, you may be required by the City to provide documentation (copy of employee handbook, eligibility statement from your plans, insurance provider statement, etc.) to verify that you do not discriminate in the provision of benefits.

Section 5. CERTIFICATION

I declare under penalty of perjury under the laws of the State of California that the foregoing is true and correct and that I am authorized to bind this entity contractually. By signing this certification, I further agree to comply with all additional obligations of the Equal Benefits Ordinance that are set forth in the Long Beach Municipal Code and in the terms of the contract of purchase order with the City.

Executed this 13th day of April, 2021, at Yorba Linda, California

Name Brian Clauss Signature 

Title President Federal Tax ID No. ██████████

ATTACHMENT F

SECRETARY OF STATE CERTIFICATION PRINTOUT

<https://businesssearch.sos.ca.gov/>

Business Search - Business Entities - Business Programs | California Secretary of State - Internet Explorer

https://businesssearch.sos.ca.gov


Business Search - Business E...

File Edit View Favorites Tools Help

Convert Select

Business Search - Business ... PURCHASING PLANETBIDS INTRANET HOME System for Award Manage... Suggested Sites City of Long Beach - Legistar

Skip to Main Content Skip to Footer

 **Alex Padilla**
California Secretary of State

About Business Notary & Authentications Elections Campaign & Lobbying State Archives Registries News Contact

Business Entities (BE)

Online Services

E-File Statements of Information for Corporations

Business Search

Processing Times

Disclosure Search

Service Options

Name Availability

Forms, Samples & Fees


Statements of Information (annual/biennial reports)

Filing Tips

Information Requests (certificates, copies & status reports)

Service of Process

FAQs

 **California Secretary of State**
Electronic Filing

FILED
Secretary of State
State of California

Corporation - Statement of Information No Change

Entity Name: FLEET VEHICLE SOURCE, INC.

Entity (File) Number: C3222508
File Date: 06/16/2020
Entity Type: Corporation
Jurisdiction: CALIFORNIA
Document ID: GG35480

There has been no change in any of the information contained in the previous complete Statement of Information filed with the California Secretary of State.

By signing this document, I certify that the information is true and correct and that I am authorized by California law to sign.

Electronic Signature Randolph Taylor

Use businesssearch.sos.ca.gov for online filings, searches, business records, and resources.

I limited partnerships of record with the
Information filed for corporations and
needed to serve as a name availability.

using the entity number of a corporation

Please include a printout from this website with your bid.
Individual and Sole Proprietor businesses are exempt.



CERTIFICATE OF LIABILITY INSURANCE

DATE (MM/DD/YYYY)

4/8/2021

THIS CERTIFICATE IS ISSUED AS A MATTER OF INFORMATION ONLY AND CONFERS NO RIGHTS UPON THE CERTIFICATE HOLDER. THIS CERTIFICATE DOES NOT AFFIRMATIVELY OR NEGATIVELY AMEND, EXTEND OR ALTER THE COVERAGE AFFORDED BY THE POLICIES BELOW. THIS CERTIFICATE OF INSURANCE DOES NOT CONSTITUTE A CONTRACT BETWEEN THE ISSUING INSURER(S), AUTHORIZED REPRESENTATIVE OR PRODUCER, AND THE CERTIFICATE HOLDER.

IMPORTANT: If the certificate holder is an ADDITIONAL INSURED, the policy(ies) must have ADDITIONAL INSURED provisions or be endorsed. If SUBROGATION IS WAIVED, subject to the terms and conditions of the policy, certain policies may require an endorsement. A statement on this certificate does not confer rights to the certificate holder in lieu of such endorsement(s).

PRODUCER Champion Risk & Insurance Services, L.P. 12250 El Camino Real, Ste 375 San Diego CA 92130	CONTACT NAME:	
	PHONE (A/C, No, Ext): 714-505-7000	FAX (A/C, No): 714-573-1770
E-MAIL ADDRESS: certonly@championrisk.net		
INSURER(S) AFFORDING COVERAGE		NAIC #
INSURER A : AIX SPECIALTY INS CO		12833
INSURER B : CENTURY SURETY CO		36951
INSURER C : Employers Assurance Company		25402
INSURER D :		
INSURER E :		
INSURER F :		

COVERAGES

CERTIFICATE NUMBER: 447325440

REVISION NUMBER:

THIS IS TO CERTIFY THAT THE POLICIES OF INSURANCE LISTED BELOW HAVE BEEN ISSUED TO THE INSURED NAMED ABOVE FOR THE POLICY PERIOD INDICATED. NOTWITHSTANDING ANY REQUIREMENT, TERM OR CONDITION OF ANY CONTRACT OR OTHER DOCUMENT WITH RESPECT TO WHICH THIS CERTIFICATE MAY BE ISSUED OR MAY PERTAIN, THE INSURANCE AFFORDED BY THE POLICIES DESCRIBED HEREIN IS SUBJECT TO ALL THE TERMS, EXCLUSIONS AND CONDITIONS OF SUCH POLICIES. LIMITS SHOWN MAY HAVE BEEN REDUCED BY PAID CLAIMS.

INSR LTR	TYPE OF INSURANCE	ADDL INSD	SUBR WVD	POLICY NUMBER	POLICY EFF (MM/DD/YYYY)	POLICY EXP (MM/DD/YYYY)	LIMITS
A	<input checked="" type="checkbox"/> COMMERCIAL GENERAL LIABILITY <input type="checkbox"/> CLAIMS-MADE <input checked="" type="checkbox"/> OCCUR GEN'L AGGREGATE LIMIT APPLIES PER: <input type="checkbox"/> POLICY <input type="checkbox"/> PRO-JECT <input type="checkbox"/> LOC <input type="checkbox"/> OTHER:	Y	Y	L14H46494800	2/17/2021	2/17/2022	EACH OCCURRENCE \$ 1,000,000 DAMAGE TO RENTED PREMISES (Ea occurrence) \$ 100,000 MED EXP (Any one person) \$ Excluded PERSONAL & ADV INJURY \$ 1,000,000 GENERAL AGGREGATE \$ 2,000,000 PRODUCTS - COMP/OP AGG \$ 2,000,000 Deductible \$ \$5,000
A	AUTOMOBILE LIABILITY <input type="checkbox"/> ANY AUTO <input type="checkbox"/> OWNED AUTOS ONLY <input type="checkbox"/> SCHEDULED AUTOS <input checked="" type="checkbox"/> HIRED AUTOS ONLY <input checked="" type="checkbox"/> NON-OWNED AUTOS ONLY			L14H46494800	2/17/2021	2/17/2022	COMBINED SINGLE LIMIT (Ea accident) \$ 500,000 BODILY INJURY (Per person) \$ BODILY INJURY (Per accident) \$ PROPERTY DAMAGE (Per accident) \$ \$
B	UMBRELLA LIAB <input checked="" type="checkbox"/> OCCUR <input checked="" type="checkbox"/> EXCESS LIAB <input type="checkbox"/> CLAIMS-MADE <input type="checkbox"/> DED <input type="checkbox"/> RETENTION \$			CCP956929	2/17/2021	2/17/2022	EACH OCCURRENCE \$ 2,000,000 AGGREGATE \$ 2,000,000 \$
C	WORKERS COMPENSATION AND EMPLOYERS' LIABILITY ANY PROPRIETOR/PARTNER/EXECUTIVE OFFICER/MEMBER EXCLUDED? (Mandatory in NH) If yes, describe under DESCRIPTION OF OPERATIONS below	Y/N	N/A	EIG470510600	2/1/2021	2/1/2022	<input checked="" type="checkbox"/> PER STATUTE <input type="checkbox"/> OTH-ER E.L. EACH ACCIDENT \$ 1,000,000 E.L. DISEASE - EA EMPLOYEE \$ 1,000,000 E.L. DISEASE - POLICY LIMIT \$ 1,000,000

DESCRIPTION OF OPERATIONS / LOCATIONS / VEHICLES (ACORD 101, Additional Remarks Schedule, may be attached if more space is required)

CERTIFICATE HOLDER IS AN ADDITIONAL INSURED ON A PRIMARY AND NON-CONTRIBUTORY BASIS WITH RESPECTS TO GENERAL LIABILITY INSURANCE WHERE REQUIRED BY WRITTEN CONTRACT, SUBJECT TO POLICY TERMS AND CONDITIONS, AND ATTACHED FORMS. WAIVER OF SUBROGATION APPLIES PER ATTACHED FORM(S).

City of Long Beach, and its boards, officials, employees, and agents are included as additional insured.

CERTIFICATE HOLDER

CANCELLATION 30 days except 10 for non payment

City of Long Beach	SHOULD ANY OF THE ABOVE DESCRIBED POLICIES BE CANCELLED BEFORE THE EXPIRATION DATE THEREOF, NOTICE WILL BE DELIVERED IN ACCORDANCE WITH THE POLICY PROVISIONS.
	AUTHORIZED REPRESENTATIVE

© 1988-2015 ACORD CORPORATION. All rights reserved.

THIS ENDORSEMENT CHANGES THE POLICY. PLEASE READ IT CAREFULLY.

ADDITIONAL INSURED – DESIGNATED PERSON OR ORGANIZATION

This endorsement modifies insurance provided under the following:

COMMERCIAL GENERAL LIABILITY COVERAGE PART

SCHEDULE

Name Of Additional Insured Person(s) Or Organization(s):

Any person or organization when you and such person or organization have agreed in writing in a contract or agreement that such person or organization shall be added as an additional insured on your policy.

It is agreed and understood that this coverage does not apply to the sale and/or transfer of automobiles.

Information required to complete this Schedule, if not shown above, will be shown in the Declarations.

A. Section II – Who Is An Insured is amended to include as an additional insured the person(s) or organization(s) shown in the Schedule, but only with respect to liability for "bodily injury", "property damage" or "personal and advertising injury" caused, in whole or in part, by your acts or omissions or the acts or omissions of those acting on your behalf:

1. In the performance of your ongoing operations; or
2. In connection with your premises owned by or rented to you.

However:

1. The insurance afforded to such additional insured only applies to the extent permitted by law; and
2. If coverage provided to the additional insured is required by a contract or agreement, the insurance afforded to such additional insured will not be broader than that which you are required by the contract or agreement to provide for such additional insured.

B. With respect to the insurance afforded to these additional insureds, the following is added to Section III – Limits Of Insurance:

If coverage provided to the additional insured is required by a contract or agreement, the most we will pay on behalf of the additional insured is the amount of insurance:

1. Required by the contract or agreement; or
2. Available under the applicable Limits of Insurance shown in the Declarations;

whichever is less.

This endorsement shall not increase the applicable Limits of Insurance shown in the Declarations.

THIS ENDORSEMENT CHANGES THE POLICY. PLEASE READ IT CAREFULLY.

**PRIMARY AND NONCONTRIBUTORY –
OTHER INSURANCE CONDITION**

This endorsement modifies insurance provided under the following:

COMMERCIAL GENERAL LIABILITY COVERAGE PART
PRODUCTS/COMPLETED OPERATIONS LIABILITY COVERAGE PART

The following is added to the **Other Insurance** Condition and supersedes any provision to the contrary:

Primary And Noncontributory Insurance

This insurance is primary to and will not seek contribution from any other insurance available to an additional insured under your policy provided that:

- (1) The additional insured is a Named Insured under such other insurance; and

- (2) You have agreed in writing in a contract or agreement that this insurance would be primary and would not seek contribution from any other insurance available to the additional insured.

WAIVER OF TRANSFER OF RIGHTS OF RECOVERY AGAINST OTHERS TO US

This endorsement modifies insurance provided under the following:

COMMERCIAL GENERAL LIABILITY COVERAGE PART
PRODUCTS/COMPLETED OPERATIONS LIABILITY COVERAGE PART

SCHEDULE

Name Of Person Or Organization:

Any person or organization for whom you are performing operations or for whom you have performed work, when you and such person or organization have agreed in writing in a contract or agreement that you will waive any right of recovery against such person or organization, provided such written contract or agreement has been executed prior to the occurrence of any loss.

Information required to complete this Schedule, if not shown above, will be shown in the Declarations.

The following is added to Paragraph 8. Transfer Of Rights Of Recovery Against Others To Us of Section IV – Conditions:

We waive any right of recovery we may have against the person or organization shown in the Schedule above because of payments we make for injury or damage arising out of your ongoing operations or

"your work" done under a contract with that person or organization and included in the "products-completed operations hazard". This waiver applies only to the person or organization shown in the Schedule above.

COMPETITIVE SOLICITATION
& RENEWAL FORM

SUMMARY SECTION – To Be Completed by the Requesting Department

TITLE OF SOLICITATION Multi-Year Medium and Light Duty Vehicle purchases – New Fleet Vehicles

DESCRIPTION OF PURCHASE:

DESCRIPTION / JUSTIFICATION FOR PURCHASE / TIMING CONSIDERATIONS / SERVICE LEVEL IMPACT IF NOT APPROVED

The Financial Management Department, Fleet Services Bureau, wishes to establish contracts with multiple vendors for the procurement of an average of 145 light and medium duty vehicles per year, in accordance with the approved replacement plan, at an estimated cost of \$6,800,000 per year.

COMPLETED SOLICITATION TEMPLATE ATTACHED: ☐ Yes ☒ NoPRE-BID/PROPOSAL MEETING: ☐ Yes ☒ No MANDATORY: ☐ Yes ☒ No ESTIMATED VALUE: \$ 6,800,000.00DEPT CONTACT: Ryan Van Andel, Fleet Finance OfficerTEL: 570-5405LOCATION: 2600 Temple Avenue, Long Beach, CAACCOUNT STRING: 6230-41-22-2208-22805-22800-220803-00000-852400GRANT: ☐ Yes ☒ No

PROJECT STRING: _____

DEPARTMENT APPROVAL

DIRECTOR (PRINT): John Gross

DATE: _____

DIRECTOR SIGNATURE: Digitally signed by Sandra Tsang-Palmer
Date: 2021.02.02 07:45:38 -08'00'

AWARD SECTION – To Be Completed by the Purchasing Division

SOLICITATION NUMBER: ITBFS21-031PLANETBIDS POSTED DATE: 3/5ADVERTISED DATE: 3/6PRE-BID/PROPOSAL (JOB WALK) DATE (IF APPLICABLE): 3/17QUESTION DATE: 3/29ANSWER DATE: 4/2CLOSING DATE: ~~4/1~~ 4/21

NOI POSTED DATE: _____

TOTAL NUMBER OF – Fill in the Quantity for Each Category Below

NOTIFIED POTENTIAL BIDDERS/PROPOSERS: 70LB (LOCAL) NOTIFIED: 8DOWNLOADS: 28LB (LOCAL) DOWNLOADS: 2RESPONSES RECEIVED: 8MBEs: 2LB (LOCAL): 6WBEs: 0NON: MBEs, WBEs, SBEs, LB (LOCAL): 12SBEs: 0

PIGGYBACK/COOPERATIVE PURCHASE

(Government agency or cooperative organization used): _____

CONTRACT #: _____

PROTEST
☐ Yes ☒ NoSBE
☐ Yes ☒ NoLOCAL
PREFERENCE
☐ Yes ☒ NoCITY COUNCIL
☐ Yes ☒ NoLABOR
COMPLIANCE
☐ Yes ☒ NoFIRST SOURCE
☐ Yes ☒ NoPLA
☐ Yes ☒ No

(CONTINUED)

June 2, 2021

RE: NOTICE OF INTENT TO AWARD
Invitation to Bid # ITB FS 21-031

The City of Long Beach has completed the evaluation of Invitation to Bid # ITB FS 21-031 for New Fleet Vehicles eight (8) bids were received and evaluated for responsiveness. A bid recap has been posted to the City's on-line bidding site. It is the City's intent to award to Bob Wondries Motors dba Wondries Fleet Group of Alhambra, CA, FFBH Motors, LLC dba Frontier Ford of Santa Clara, CA and Fleet Vehicle Source of Covina, CA.

Thank you for your participation in the procurement process. The City of Long Beach regards your firm as an important and valuable provider of goods and/or services. If I can answer any further questions, please feel free to contact me at 562-570-6020 or purchasingbids@longbeach.gov

Yours truly,

Michelle King

Michelle King
Buyer II

NOTE: This intent does not constitute an award. The awarded vendor will receive a purchase order from the City of Long Beach. Work shall not commence without a signed purchase order.

[illegible]

31 Item J	Vehicle	Ford Ranger, 2WD Crew Cab Pick Up, per spec EA	1	\$27,500.00	\$27,500.00	\$10,318.75	Yes	NO BIDDING REQUIRED		\$27,017.00	\$27,017.00	\$29,786.24	Yes			No bid	No	No bid
32 Item I	Option 1	Lighting installation per specifications	EA	1	\$4,115.00	\$4,115.00	\$4,536.79	Yes	NO BIDDING REQUIRED		\$4,804.00	\$4,804.00	\$5,298.41	Yes			No	No
33 Item I	Fee	Tire Tax (per vehicle)	LT	1	\$8.75	\$8.75	\$8.75	Yes			\$8.75	\$8.75	\$8.75	Yes			No	No
34 Item I	Fee	Delivery - non-taxable (per vehicle)	LT	1	\$0.00	\$0.00	\$0.00	Yes			\$80.00	\$80.00	\$80.00	Yes			No	No
					31,623.75		\$34,864.29				\$31,897.75	\$35,171.46		\$0.00	\$0.00	\$0.00	\$0.00	\$0.00
35 Item J	Vehicle	Ford Ranger, 2WD Crew Cab Pick Up, per spec EA	1	\$30,000.00	\$30,000.00	\$13,075.00	Yes	NO BIDDING REQUIRED		\$28,915.00	\$28,915.00	\$31,878.79	Yes			No bid	No	No bid
36 Item J	Option 1	Lighting installation per specifications	EA	1	\$4,115.00	\$4,115.00	\$4,536.79	Yes	NO BIDDING REQUIRED		\$4,804.00	\$4,804.00	\$5,298.41	Yes			No	No
37 Item J	Fee	Tire Tax (per vehicle)	LT	1	\$8.75	\$8.75	\$8.75	Yes			\$8.75	\$8.75	\$8.75	Yes			No	No
38 Item J	Fee	Delivery - non-taxable (per vehicle)	LT	1	\$0.00	\$0.00	\$0.00	Yes			\$80.00	\$80.00	\$80.00	Yes			No	No
39 Item K	Vehicle	Ford Ranger, 2WD Crew Cab Pick Up, per spec EA	1	\$34,123.75	\$34,123.75	\$17,620.54				\$33,807.75	\$33,807.75	\$37,263.95		\$0.00	\$0.00	\$0.00	\$0.00	\$0.00
40 Item K	Option 1	Lighting installation per specifications	EA	1	\$27,500.00	\$27,500.00	\$30,318.75	Yes	NO BIDDING REQUIRED		No bid	\$0.00	\$0.00	Yes			No	No bid
41 Item K	Fee	Tire Tax (per vehicle)	LT	1	\$4,115.00	\$4,115.00	\$4,536.79	Yes			\$0.00	\$0.00	\$0.00	Yes			No	No
42 Item K	Fee	Delivery - non-taxable (per vehicle)	LT	1	\$8.75	\$8.75	\$8.75	Yes			\$0.00	\$0.00	\$0.00	Yes			No	No
43 Item K	Fee		LT	1	\$0.00	\$0.00	\$0.00	Yes			\$0.00	\$0.00	\$0.00	Yes			No	No
44 Item L	Vehicle	Ford Ranger, 2WD Crew Cab Pick Up, per spec EA	1	\$31,623.75	\$31,623.75	\$34,864.29				\$0.00	\$0.00	\$0.00		\$0.00	\$0.00	\$0.00	\$0.00	\$0.00
45 Item L	Option 1	Lighting installation per specifications	EA	1	\$29,800.00	\$29,800.00	\$32,854.50	Yes	NO BIDDING REQUIRED		No bid	\$0.00	\$0.00	Yes			No	No bid
46 Item L	Fee	Tire Tax (per vehicle)	LT	1	\$4,115.00	\$4,115.00	\$4,536.79	Yes			\$0.00	\$0.00	\$0.00	Yes			No	No
47 Item L	Fee	Delivery - non-taxable (per vehicle)	LT	1	\$8.75	\$8.75	\$8.75	Yes			\$0.00	\$0.00	\$0.00	Yes			No	No
48 Item M	Vehicle	Ford Transit 150 Cargo Van, per specification EA	2	\$33,923.75	\$33,923.75	\$17,460.04				\$0.00	\$0.00	\$0.00		\$0.00	\$0.00	\$0.00	\$0.00	\$0.00
49 Item M	Option 1	Lighting installation per specifications	EA	2	\$28,600.00	\$28,600.00	\$31,063.00	Yes	NO BIDDING REQUIRED		\$28,158.00	\$28,158.00	\$31,176.59	Yes			No	No bid
50 Item M	Fee	Tire Tax (per vehicle)	LT	2	\$4,360.00	\$4,360.00	\$4,781.10	Yes			\$5,075.00	\$5,075.00	\$5,568.38	Yes			No	No
51 Item M	Fee	Delivery - non-taxable (per vehicle)	LT	2	\$8.75	\$8.75	\$8.75	Yes			\$8.75	\$8.75	\$8.75	Yes			No	No
52 Item N	Vehicle	Ford Transit 150 Passenger Van, 10 Passenger, per spec EA	1	\$33,923.75	\$33,923.75	\$18,382.50	Yes			\$33,361.75	\$33,361.75	\$36,773.50		\$0.00	\$0.00	\$0.00	\$0.00	\$0.00
53 Item N	Fee	Tire Tax (per vehicle)	LT	1	\$8.75	\$8.75	\$8.75	Yes			\$8.75	\$8.75	\$8.75	Yes			No	No bid
54 Item N	Fee	Delivery - non-taxable (per vehicle)	LT	1	\$0.00	\$0.00	\$0.00	Yes			\$80.00	\$80.00	\$80.00	Yes			No	No
55 Item O	Vehicle	Transit 250 Cargo Van, per specifications EA	2	\$27,400.00	\$27,400.00	\$36,391.25				\$32,338.75	\$32,338.75	\$35,644.38		\$0.00	\$0.00	\$0.00	\$0.00	\$0.00
56 Item O	Fee	Tire Tax (per vehicle)	LT	2	\$8.75	\$8.75	\$8.75	Yes			\$5,621.00	\$5,621.00	\$5,959.31	Yes			No	No bid
57 Item O	Fee	Delivery - non-taxable (per vehicle)	LT	2	\$0.00	\$0.00	\$0.00	Yes			\$8.75	\$8.75	\$17.50	Yes			No	No
58 Item P	Vehicle	Transit 350 Cargo Van per specifications EA	1	\$27,408.75	\$27,408.75	\$50,434.50				\$80.00	\$80.00	\$160.00	Yes			\$0.00	\$0.00	\$0.00
59 Item P	Fee	Tire Tax (per vehicle)	LT	1	\$8.75	\$8.75	\$8.75	Yes			\$76,709.75	\$76,709.75	\$81,876.81		\$0.00	\$0.00	\$0.00	\$0.00
60 Item P	Fee	Delivery - non-taxable (per vehicle)	LT	1	\$0.00	\$0.00	\$0.00	Yes			\$78,435.00	\$78,435.00	\$83,413.00	Yes			No	No bid
61 Item Q	Vehicle	Transit 350 Van-10 Passenger, per specifications EA	1	\$28,808.75	\$28,808.75	\$31,752.00				\$8.75	\$8.75	\$8.75	Yes			\$0.00	\$0.00	\$0.00
62 Item Q	Fee	Tire Tax (per vehicle)	LT	1	\$0.00	\$0.00	\$0.00	Yes			\$80.00	\$80.00	\$80.00	Yes			No	No
63 Item R	Vehicle	Ford F-150, 2WD Regular Cab Pick Up-Longbed EA	2	\$25,500.00	\$25,500.00	\$56,272.50	Yes			\$28,524.75	\$28,524.75	\$31,618.75		\$0.00	\$0.00	\$0.00	\$0.00	\$0.00
64 Item R	Option 1	Cross Bed Tool Box per specifications EA	2	\$860.00	\$860.00	\$1,962.45	Yes			\$32,530.00	\$32,530.00	\$35,864.33	Yes			No bid	No	No bid
65 Item R	Option 2	Lighting installation per specifications EA	2	\$4,550.00	\$4,550.00	\$10,032.75	Yes	NO BIDDING REQUIRED		\$8.75	\$8.75	\$8.75	Yes			\$0.00	\$0.00	\$0.00
66 Item R	Fee	Tire Tax (per vehicle)	LT	2	\$8.75	\$8.75	\$8.75	Yes			\$80.00	\$80.00	\$80.00	Yes			No	No

[illegible]

101	Item 2	Vehicle	Ford F-150, 2WD Crew Cab Pick Up, Medium, 2 EA	2	\$36,900.00	\$73,800.00	\$81,364.50	Yes	PRODUCTION (NO TAX IN ILLINOIS)	\$36,650.00	\$71,300.00	\$78,602.25	Yes							no bid		No	No bid
102	Item 2	Option 1	Lighting Installation per specifications	EA	2	\$4,550.00	\$9,100.00	\$10,037.75	Yes	STANDARD	\$5,075.00	\$10,150.00	\$11,190.38	Yes							no bid	No	No bid
103	Item 2	Fee	Tire Tax (per vehicle)	LT	2	\$8.75	\$17.50	\$17.50	Yes	STANDARD	\$8.75	\$17.50	\$17.50	Yes								No	No
104	Item 2	Fee	Delivery - nontaxable (per vehicle)	LT	2	\$0.00	\$0.00	\$0.00	Yes	STANDARD	\$80.00	\$160.00	\$160.00	Yes								No	No
						\$41,458.75					\$81,627.50	\$89,976.13								\$0.00	\$0.00	\$0.00	\$0.00
105	Item AA	Vehicle	Ford F-250 XL, 2WD Extended Cab Pick Up, CNG, 2 EA	2	\$31,500.00	\$63,000.00	\$68,728.75	Yes	PRODUCTION (NO TAX IN ILLINOIS)	\$30,250.00	\$60,500.00	\$65,382.88	Yes								no bid	No	No bid
106	Item AA	Option 1	Cross Bed Tool Box per specifications	EA	1	\$890.00	\$890.00	\$981.23	Yes	STANDARD	\$1,127.00	\$1,127.00	\$1,245.52	Yes								No	No
107	Item AA	Option 2	Lighting Installation per specifications	EA	1	\$4,550.00	\$9,100.00	\$10,037.75	Yes	STANDARD	\$5,075.00	\$10,150.00	\$11,190.38	Yes								No	No
108	Item AA	Fee	Tire Tax (per vehicle)	LT	1	\$8.75	\$8.75	\$8.75	Yes	STANDARD	\$8.75	\$8.75	\$8.75	Yes								No	No
109	Item AA	Fee	Delivery - nontaxable (per vehicle)	LT	1	\$0.00	\$0.00	\$0.00	Yes	STANDARD	\$80.00	\$80.00	\$80.00	Yes								No	No
						\$36,948.75		\$40,735.10			\$36,542.75	\$40,779.29								\$0.00	\$0.00	\$0.00	\$0.00
110	Item BB	Vehicle	Ford F-250, 2WD Crew Cab Pick Up, CNG, 2 EA	2	\$32,800.00	\$65,600.00	\$70,724.00	Yes	PRODUCTION (NO TAX IN ILLINOIS)	\$31,746.00	\$63,492.00	\$68,999.99	Yes								no bid	No	No bid
111	Item BB	Option 1	Lighting Installation per specifications	EA	2	\$4,550.00	\$9,100.00	\$10,037.75	Yes	STANDARD	\$5,075.00	\$10,150.00	\$11,190.38	Yes								No	No
112	Item BB	Fee	Tire Tax (per vehicle)	LT	2	\$8.75	\$17.50	\$17.50	Yes	STANDARD	\$8.75	\$17.50	\$17.50	Yes								No	No
113	Item BB	Fee	Delivery - nontaxable (per vehicle)	LT	2	\$0.00	\$0.00	\$0.00	Yes	STANDARD	\$80.00	\$160.00	\$160.00	Yes								No	No
						\$37,358.75		\$82,374.25			\$36,909.75	\$81,367.81								\$0.00	\$0.00	\$0.00	\$0.00
114	Item CC	Vehicle	Ford F-250, 4WD Regular Cab Pick Up, CNG, 2 EA	2	\$32,600.00	\$65,200.00	\$70,316.00	Yes	PRODUCTION (NO TAX IN ILLINOIS)	\$31,546.00	\$63,092.00	\$68,599.99	Yes								no bid	No	No bid
115	Item CC	Option 1	Lighting Installation per specifications	EA	1	\$4,550.00	\$9,100.00	\$10,037.75	Yes	STANDARD	\$5,075.00	\$10,150.00	\$11,190.38	Yes								No	No
116	Item CC	Fee	Tire Tax (per vehicle)	LT	1	\$8.75	\$8.75	\$8.75	Yes	STANDARD	\$8.75	\$8.75	\$8.75	Yes								No	No
117	Item CC	Fee	Delivery - nontaxable (per vehicle)	LT	1	\$0.00	\$0.00	\$0.00	Yes	STANDARD	\$80.00	\$80.00	\$80.00	Yes								No	No
						\$37,358.75		\$40,986.63			\$37,183.75	\$40,985.99								\$0.00	\$0.00	\$0.00	\$0.00
118	Item DD	Vehicle	Ford F-250, 4WD Super Cab Pick Up, CNG, 2 EA	2	\$34,800.00	\$69,600.00	\$74,716.00	Yes	PRODUCTION (NO TAX IN ILLINOIS)	\$33,801.00	\$67,602.00	\$72,718.00	Yes								no bid	No	No bid
119	Item DD	Option 1	Lighting Installation per specifications	EA	1	\$4,550.00	\$9,100.00	\$10,037.75	Yes	STANDARD	\$5,075.00	\$10,150.00	\$11,190.38	Yes								No	No
120	Item DD	Fee	Tire Tax (per vehicle)	LT	1	\$8.75	\$8.75	\$8.75	Yes	STANDARD	\$8.75	\$8.75	\$8.75	Yes								No	No
121	Item DD	Fee	Delivery - nontaxable (per vehicle)	LT	1	\$0.00	\$0.00	\$0.00	Yes	STANDARD	\$80.00	\$80.00	\$80.00	Yes								No	No
						\$39,358.75		\$43,392.13			\$38,964.75	\$43,349.54								\$0.00	\$0.00	\$0.00	\$0.00
122	Item EE	Vehicle	Ford F-250, 4WD Crew Cab Pick Up, CNG, 2 EA	2	\$35,600.00	\$71,200.00	\$76,316.00	Yes	PRODUCTION (NO TAX IN ILLINOIS)	\$34,601.00	\$69,202.00	\$74,318.00	Yes								no bid	No	No bid
123	Item EE	Option 1	Lighting Installation per specifications	EA	1	\$4,550.00	\$9,100.00	\$10,037.75	Yes	STANDARD	\$5,075.00	\$10,150.00	\$11,190.38	Yes								No	No
124	Item EE	Fee	Tire Tax (per vehicle)	LT	1	\$8.75	\$8.75	\$8.75	Yes	STANDARD	\$8.75	\$8.75	\$8.75	Yes								No	No
125	Item EE	Fee	Delivery - nontaxable (per vehicle)	LT	1	\$0.00	\$0.00	\$0.00	Yes	STANDARD	\$80.00	\$80.00	\$80.00	Yes								No	No
						\$40,158.75		\$44,274.13			\$39,240.75	\$43,308.46								\$0.00	\$0.00	\$0.00	\$0.00
126	Item FF	Vehicle	Ford F-350, 2WD Regular Cab Pick Up, Short Box, 2 EA	2	\$31,900.00	\$63,800.00	\$68,916.00	Yes	PRODUCTION (NO TAX IN ILLINOIS)	\$30,916.00	\$61,832.00	\$66,948.00	Yes								no bid	No	No bid
127	Item FF	Option 1	Cross Bed Tool Box per specifications	EA	1	\$890.00	\$890.00	\$981.23	Yes	STANDARD	\$1,127.00	\$1,127.00	\$1,245.52	Yes								No	No
128	Item FF	Option 2	Lighting Installation per specifications	EA	1	\$4,550.00	\$9,100.00	\$10,037.75	Yes	STANDARD	\$5,075.00	\$10,150.00	\$11,190.38	Yes								No	No
129	Item FF	Fee	Tire Tax (per vehicle)	LT	1	\$8.75	\$8.75	\$8.75	Yes	STANDARD	\$8.75	\$8.75	\$8.75	Yes								No	No
130	Item FF	Fee	Delivery - nontaxable (per vehicle)	LT	1	\$0.00	\$0.00	\$0.00	Yes	STANDARD	\$80.00	\$80.00	\$80.00	Yes								No	No
						\$37,348.75		\$41,176.10			\$36,706.75	\$40,460.10								\$0.00	\$0.00	\$0.00	\$0.00
131	Item GG	Vehicle	FORD F-350, 2WD Regular Cab Pick Up, Long Box, 2 EA	2	\$31,700.00	\$63,400.00	\$68,516.00	Yes	PRODUCTION (NO TAX IN ILLINOIS)	\$30,716.00	\$61,432.00	\$66,548.00	Yes								no bid	No	No bid
132	Item GG	Option 1	Lighting Installation per specifications	EA	1	\$4,550.00	\$9,100.00	\$10,037.75	Yes	STANDARD	\$5,075.00	\$10,150.00	\$11,190.38	Yes								No	No
133	Item GG	Option 2	Lighting Installation per specifications	EA	1	\$4,550.00	\$9,100.00	\$10,037.75	Yes	STANDARD	\$5,075.00	\$10,150.00	\$11,190.38	Yes								No	No
134	Item GG	Fee	Tire Tax (per vehicle)	LT	1	\$8.75	\$8.75	\$8.75	Yes	STANDARD	\$8.75	\$8.75	\$8.75	Yes								No	No

[illegible]