

May 23, 2023

H-16

HONORABLE MAYOR AND CITY COUNCIL
City of Long Beach
California

RECOMMENDATION:

Receive the supporting documentation into the record, conclude the public hearing, and adopt a Resolution amending the Master Fee and Charges Schedule. (Citywide)

DISCUSSION

City Council approval is requested for the list of proposed Mid-Year Fee Adjustments for Fiscal Year 2023 (FY 23), which describes the proposed changes to the City of Long Beach's (City) Master Fee and Charges Schedule. As part of the annual Budget Adoption process, the City Council last reviewed and amended the Master Fee and Charges Schedule for specified City services on September 6, 2022. Fees are required to cover the cost of service except where the City Council finds greater public benefit through the use of a lower fee. On September 5, 2017, the City Council adopted an amended Financial Policy on User Fees and Charges, which reads:

User Fees and Charges Will be Set at the Cost of the Service

Background - Fees and associated charges are associated with recovering the cost of providing a service. The City can charge up to the full cost of providing a service.

Policy –

- a. Fees will be set at a level to fully recover costs, except where there is a greater public benefit through use of a lower fee, such as where full recovery may adversely impact overall revenue or may discourage participation in programs where the participation benefits the overall community.
- b. The City Manager will establish a process for in-depth review of all fees over time. The review, while eventually covering all fees, should emphasize those that have or may have significant subvention (may not be at full cost).

City staff may recommend fees that are not set at the full cost of service, or the City Council may choose not to adopt a fee with full cost recovery because it would negatively impact the public good. Specific new fees are being introduced to address the demand and provision for City services. Charging a fee allows residents the benefit of a service that may otherwise not be possible without sufficient revenue to offset the cost of providing the service. Some City services in low demand may not initially be assigned a fee. However, if demand increases, there may be a need to evaluate the service and propose a fee that aligns with the cost of the service being provided. Changes in the regulatory environment may also result in new fees being developed.

Bi-annual fee adjustments, deletions, and additions are the process by which the broad-based changes to fees are presented to the City Council and the public for consideration. The proposed fee changes currently being presented to the City Council represent the FY 23 Mid-Year Fee Adjustments, which immediately take effect upon adoption. The next citywide fee adjustment process will occur during the FY 24 Budget Adoption process and will take effect on October 1, 2023.

In FY 19, City staff initiated an updated citywide fee study to conduct a comprehensive cost of service analysis for the City's numerous fees and charges for services across various City departments. The study is a multi-year effort that started with the Development Services, Health and Human Services (Physician Services Bureau), and Parks, Recreation and Marine Departments. On April 6, 2021 and May 4, 2021, City staff provided an update on the study to the City Council for these departments. On May 18, 2021, the recommended fee changes based on each department's study were approved as part of a FY 21 mid-year adjustment to the Master Fees and Charges Schedule. The second round of the study included the Energy Resources and Public Works Departments. On February 1, 2022, City staff presented the results of the cost of service studies and department fee recommendations to the City Council. On May 10, 2022, the recommended fee changes based on each department's study were approved as part of a FY 22 mid-year adjustment to the Master Fees and Charges Schedule. The third round of the study included Police, Fire, and Health (Environmental Health Bureau), Departments. On April 18, 2023, City staff presented the results of the cost of service studies and department recommendations to the City Council. Each department's proposed new, adjusted, and deleted fees related to the cost of services studies are listed in the List of Department Recommendations (Attachments A1, A2, and A3). There have been no revisions to the department recommendations following the department presentation to the City Council on April 18, 2023 and are based on a review of recommendations from the completed fee studies (Attachments B1, B2, and B3). In addition to changes related to the cost of services studies, proposed fee changes also include other fee recommendations from departments necessary for administrative and operational purposes (Attachment C).

This matter was reviewed by Deputy City Attorney Anita Lakhani on May 3, 2023 and by Revenue Management Officer Geraldine Alejo on May 5, 2023.

TIMING CONSIDERATIONS

City Council action is requested on May 23, 2023, to increase cost-recovery as soon as possible. The City Council must adopt the attached Resolution for fee adjustments to be implemented.

FISCAL IMPACT

As part of the adopted budget for a fiscal year, the Master Fees and Charges Schedule is evaluated and adjusted accordingly for the natural growth in the cost of providing services. However, mid-year changes may be required to align fees and charges to changes in costs, services, or operations after budget adoption. The annual revenue changes from the proposed fee changes described in Attachments A and C are theoretical estimates based on anticipated service usage in FY 23. Annual revenue changes are theoretical and may not result in changes to budgeted revenues by the same amount. Changes to budgeted revenues are evaluated

holistically as part of the budget process and will consider various factors, including each department's current revenue commitments to support its operations, stability of a revenue source, and market or economic conditions.

The proposed FY 23 mid-year fee adjustments are estimated to result in a net theoretical revenue increase of \$4,235,072 in all funds, of which \$2,173,072 is from proposed fee changes related to the cost of service studies. Of the total net theoretical revenue impact, \$1,371,382 is estimated for the General Fund Group. In other fund groups, the estimated annual revenue increase resulting from the proposed fee changes is \$2,863,690. This net revenue increase in other fund groups is comprised of the following: \$1,983,000 in the Airport Fund, \$116,568 in the CUPA Fund, \$79,000 in the Development Services Fund, \$675,682 in the Health Fund and \$9,440 in the Tidelands Operating Fund.

Proposed Fee Changes - Cost of Services Studies

The City selected an independent consultant to perform a comprehensive and detailed cost of service analysis for each City department. This multi-year effort continues with the Police, Fire, and Health Departments. Across the departmental studies, the consultant worked closely with City staff to identify services offered by each department, calculate the full cost of service, including labor, benefits, materials, supplies, and overhead/administrative expenditures, and identified subsidies per service. Each study's findings and associated department recommendations were presented to the City Council on April 18, 2023 (Attachment A). Police and Fire Departments services related to special events and filming were reviewed as part of each department's cost of service study. There are no proposed rate changes to special events and filming at this time. Study findings and department recommendations for special events and filming will be presented to the City Council following completion of the City Manager Department's cost of service study. A summary of study findings for cost recovery and subvention rates at the current fee rates and revenue levels is as follows:

Cost Recovery and Subvention Rates Based on Current Fee Levels					
Department	Total Calculated Service Cost	Current Fee Revenue	Total Surplus/ (Subvention)	Cost Recovery %	Subvention %
Police	\$15,591,063	\$815,946	(\$14,775,117)	5%	95%
Fire	\$96,883,298	\$19,339,449	(\$77,543,849)	20%	80%
Health & Human Services	\$6,080,855	\$4,046,511	(\$2,034,344)	67%	33%
Total	\$118,555,216	\$24,201,906	(\$94,353,310)	20%	80%

Each study provided recommended fee levels to align with full cost recovery and eliminate subsidies. While most proposed fee changes by the departments align with the study recommendations, department recommendations will differ in certain areas based on various factors, including the impact on the community and rate increase impacts to participation. Increasing fees at the rates suggested by the studies to achieve cost recovery is a significant policy decision by the City Council as there are two competing goals – (1) keeping the cost of

services and development low to the community; or (2) achieving less subsidy and higher cost recovery through increased financial participation by the direct user. City Council input on these concepts is welcomed as the project moves forward. Each department includes proposals to maintain certain rates below cost recovery, with the Fire and Health and Human Services Departments proposing to phase-in rate increases over a three-to-four-year period to avoid a significant fee increase to customers and businesses. Annual rate increases associated with the phase-in approach will return to the City Council for consideration and approval to amend the Master Fees and Charges Schedule prior to implementation.

If the proposed fee changes are approved, the theoretical revenue impact from the proposed changes is estimated at \$2,173,072, comprised of increases in each of the following fund groups: \$1,371,382 in the General Fund, \$9,440 in the Tidelands Operating Fund, \$116,568 in the CUPA Fund and \$675,982 in the Health Fund. Due to the large number of proposed fee changes based on the studies, the following discussion will highlight and summarize key adjustments with estimated total revenue impacts from the proposed changes. Individual proposed fee changes for each department are detailed in Attachment A.

Police

The Police Department cost of service study evaluated fees across various services: records, jail and background investigation services. Overall, the study found that the department is currently recovering five percent of its cost of service. Department recommendations include various rate increases and rate decreases to meet cost recovery and operational needs, as well as changes to fee structures to better streamline processes. Fee decreases to align with the cost of service are proposed for cannabis background investigation and Live Scan Services, as well as taxi driver, taxi owner and tow truck driver biennial permits. Fee increases are also proposed to fully recoup costs for certain permits including pedicab driver/operator and other taxi owner permit fees. In addition to rate increases and decreases to align with the calculated service cost, the department is proposing new fees for inmate detention and meals. These new fees will be charged to other jurisdictions housing inmates at the City's jail. New fees are also proposed to establish rates per record request (arrest, crime, and traffic) previously charged under one general fee. This change will clarify the fee schedule and there are no rate changes associated with these new fees and are proposed to remain under cost recovery at \$25.10 per request (or 14 percent of cost recovery) to avoid a steep rate increase to requestors. If approved, the department recommendations are generally below or within the range of other comparable jurisdictions and is anticipated to result in a net theoretical revenue decrease of \$18,478 in the General Fund Group. The estimated revenue decrease is due to fees previously set higher than the calculated cost and are now proposed for reduction.

Fire

Based on the Fire Department's cost of service study recommendations, the department is proposing various changes across its services: Certified Unified Protection Agency (CUPA) for hazardous materials, general fire prevention, emergency medical, marine safety, and fire administrative and facilities. At current rates and revenue levels, the department is recovering approximately 20 percent of its emergency and non-emergency fire services cost. Proposed fee changes include rate increases and decreases to meet the cost of service, as well as proposed changes to the fee schedule to restructure fees to meet operational needs. Rate

decreases to align with the cost of service include annual permits for cannabis testing facilities, application processing fee, and annual permits for hotel and motels. The department proposes rate increases to full cost recovery across multiple service areas including fire plan check and inspection fees. Ambulance Transportation Fees for Advanced Life Support (ALS) and Basic Life Support (BLS) transports are also proposed to increase by 2.1 percent from \$2,550 and \$1,702, \$2,603 and \$1,738, respectively. Other changes include restructuring rates from a flat fee per service unit to assessing the actual full cost of service for towing and impound events/incidents, as well as accelerated plan review and off-hour inspections for CUPA-related services. The Fire Department proposes no changes to certain CUPA fees previously adjusted as part of the FY 23 budget based on preliminary cost of service study recommendations. Due to the large rate increases needed to meet full cost recovery, the department recommends to maintain CUPA fees below cost recovery and phase-in fee increases over a three-year period. If the proposed adjustments are approved, the anticipated theoretical revenue in the following fund groups is estimated at \$1,389,860 in the General Fund, \$116,568 in the CUPA Fund, and \$9,440 in the Tidelands Operating Fund.

Health & Human Services (Environmental Health Bureau)

The cost of service study evaluated fees and charges within the Health and Human Services Department's Environmental Health Bureau covering its permit and inspection programs including water, food, CUPA, vector control, noise control, commercial cannabis, and tobacco retail enforcement. Of the services studied, the department is currently recovering 67 percent of its costs. Department recommendations include a variety of changes including rate increases, rate decreases, and restructuring of fees to meet cost recovery and better align with service operations. In accordance with cost of service study recommendations, the department is proposing to establish a new Technology Surcharge fee of 2.3 percent which will be applied to permit and plan check fees to support the maintenance and improvements to the Environmental Health database system necessary for staff to access environmental health data and administer program operations such as managing mandated inspections of food facilities, and providing inspection reports and activity logs. In addition to the proposed surcharge fee, the department is also restructuring its permit and plan check fees to establish risk categories across various areas including food facility, restaurants and bar/taverns. By establishing risk categories, this will then align the rate charged to businesses in accordance with the increased costs associated with higher levels of inspection performed by City staff. For example, the lowest risk category for a mobile food facility would be applied to vendors of packaged, non-perishable foods whereas the highest risk category determined for businesses selling unpackaged, perishable foods. New and increased fees to align with full cost recovery also include establishing late penalties and rates for on-field licensing services, as well as increases to annual permits for shared-use facilities, tobacco retail, and temporary body art. The department's proposal for new and increased fees employ a phase-in approach where fees will remain below cost recovery levels and will be increased over a three-to-four-year period to avoid a significant rate increase to operators. A phase-in approach is proposed across various areas including food stand fees charged to non-profits, public school kitchen permit fees, and health permit and plan check fees for high risk restaurants and bars/taverns. Finally, decreases to align to cost recovery levels are also proposed for certain annual permits such as shared-use cannabis manufacturing facilities. The net annual revenue change to the Health Fund Group resulting from the department's proposed changes is estimated at \$675,682.

Other Proposed Fee Changes

Long Beach Airport

Airline Fees

The Long Beach Airport (Airport) has experienced a cost increase for its terminal operations and maintenance due to the opening of new Airport facilities in addition to a general increase of related goods and services. To support these costs, the Airport currently charges fees to airlines including aircraft landing, gate use, use of common areas, and apron parking. The department is proposing a five percent increase to these fees. The proposed increase to fees is anticipated to result in an annual revenue change of \$818,000, which will be used to support the higher cost of operating the Airport's terminal area.

Vehicle Parking Fee

The Long Beach Airport charges vehicle parking fees to customers and tenants. The proposed rate increases will cover the cost of parking operations, including management services and maintenance. The proposed fee change will increase the hourly parking rate from \$2 to \$3 at both Lot A and Lot B. The daily rate for Lot A will increase from \$21 to \$25, and the daily rate for Lot B will increase from \$19 to \$20. The monthly tenant parking fee will increase from \$40 to \$50 per space. The proposed changes are estimated to generate an annual revenue increase of \$1,165,000. With these proposed increases to the daily and monthly parking rates, the Airport's vehicle parking fees will continue to be competitive with parking rates of other airports in the region.

Development Services

Housing Project Title Report Fee

The City Council adopted updated inclusionary housing, enhanced density bonus, and Mello Act in lieu policies. To ensure that each applicant for inclusionary housing projects does not avoid policy requirements related to elements such as density bonuses and development concessions and incentives, the Development Service Department must review title reports for properties contiguous to the proposed project. To offset the department's cost to obtain and review the report(s), the department is proposing a new Housing Project Title Report fee of \$200 per application plus fees charged to provide the title report(s) to City staff. The anticipated annual revenue change is estimated at \$10,500 and will vary annually based on the number of proposed inclusionary housing projects and contiguous lots.

Housing Project Covenant Recordation Fee

The City Council adopted updated zoning policies to encourage the development and preservation of affordable housing, specifically related to inclusionary housing, enhanced density bonus program and Mello Act in lieu housing. To ensure that affordable housing units continue to meet income-based affordability requirements for the time frame mandated by zoning codes, the Development Services Department will prepare a covenant with the

developer which is then recorded with Los Angeles County. The department proposes to establish a new Housing Project Covenant Recordation fee to offset the department's cost for staff to prepare each covenant and the cost to record the covenant. The fee is proposed at \$500 per application plus recording fees. The anticipated annual revenue change is estimated at \$8,500, and will be based on the number of housing projects requiring covenants.

Garage Resale Inspection Expedite Fee

The Development Services Department's Code Enforcement Bureau conducts garage resale inspections. Per Long Beach Municipal Code Chapter 18.62, prior to the close of escrow, a property owner must obtain a report from the City describing the legally required off-street parking and a statement of parking availability or lack of availability, or an exemption certificate. To prepare the required report and certificate, a Code Enforcement inspector must examine the property. The department frequently receives and accommodates urgent requests for inspections, reports, and certification services. To offset the department's administrative and inspection cost associated with these rush requests, the department is proposing a new fee specific for expedited requests at twice the amount of the applicable standard garage inspection fees. The fees for expedited requests will be \$40 for an exemption certificate, \$310 for inspection of a one-to-two-unit property, and \$232 plus \$22 per unit for properties with three or more units. The annual revenue change from the proposed fee is estimated at \$60,000, and will vary based on the volume of urgent requests for services and the number of units inspected.

Financial Management

State-Mandated ADA Fee

The Financial Management Department collects a state-mandated Americans with Disabilities Act (ADA) fee imposed per business license and permit account, including renewals. Per SB 1186 for License Fee and Use for Construction-Related Accessibility, the purpose of this state-mandated fee is to increase disability access and compliance with construction related accessibility requirements and develop educational resources for businesses to facilitate compliance with federal and state disability laws. Ten percent of revenue is remitted to the state, with the remaining amount deposited to the Development Services Fund Group and used for these specific purposes including certified access specialist (CASP) services to ensure compliance with construction-related accessibility requirements. The assessed rate is set by the state, and the proposed adjustment from \$1 to \$4 is a technical correction to align the current rate reported on the Master Fees and Charges Schedule to that set by the state. As this is a technical correction, there is no change to the effective rate assessed to business license and permit accounts or a related revenue impact associated with this proposed item.

Public Works

City Facility Key Deposit

The City currently makes various facilities available for community use, and a key is provided to individuals or organizations for access. The Public Works Department is proposing a new key deposit that will be refunded to the renter if the key is returned. The deposit is proposed at \$75 per key and will partially recover the cost of staff and materials to replace locks and keys

HONORABLE MAYOR AND CITY COUNCIL

May 23, 2023

Page 8

in the event that keys are not returned to the managing City department. The estimated annual revenue change is unknown at this time. However, the deposit is anticipated to incentivize renters to properly maintain and return all keys, reducing the need for replacement.

SUGGESTED ACTION:

Approve recommendation.

Respectfully submitted,



KEVIN RIPER

DIRECTOR OF FINANCIAL MANAGEMENT

ATTACHMENTS:

RESOLUTION

A-1 – POLICE DEPARTMENT RECOMMENDATIONS

A-2 – FIRE DEPARTMENT RECOMMENDATIONS

A-3 – HEALTH AND HUMAN SERVICES DEPARTMENT RECOMMENDATIONS

B-1 – POLICE COST OF SERVICES STUDY

B-2 – FIRE COST OF SERVICES STUDY

B-3 – ENVIRONMENTAL HEALTH COST OF SERVICES STUDY

C – FY23 MID-YEAR PROPOSED FEE CHANGES

APPROVED:



THOMAS B. MODICA
CITY MANAGER

RESOLUTION NO.

A RESOLUTION OF THE CITY COUNCIL OF THE
CITY OF LONG BEACH AMENDING THE MASTER FEE
AND CHARGES SCHEDULE FOR SPECIFIED CITY
SERVICES FOR THE CITY OF LONG BEACH - MID-YEAR
ADJUSTMENTS FOR FISCAL YEAR 2023

WHEREAS, the City Council of the City of Long Beach ("City") seeks to establish service fees and charges to recover the full, lawfully recoverable costs incurred by the City in providing services to those who request them by amending the Master Fee and Charges Schedule for specified City services for the City of Long Beach; and

WHEREAS, it is the City's policy to set service fees and charges at full cost recovery levels, except where a greater public benefit demonstrates the need to impose a lesser fee or charge to the satisfaction of the City Council, or when it is not cost effective to do so; and

WHEREAS, the City has conducted an extensive analysis of its services, the costs reasonably borne by the City in providing those services, the beneficiaries of those services, and the revenues produced by those paying service fees and charges for said services; and

WHEREAS, the City Council, at a duly noticed public hearing, took public testimony and input regarding certain proposed new or increased service fees and charges; and

WHEREAS, California Government Code Section 66000, et. seq., authorizes the City to adopt service fees and charges for municipal services, provided such fees do not exceed the cost to the City of providing the service; and

WHEREAS, in accordance with the provisions of Government Code Section 66016, at least fourteen (14) days prior to the public hearing at which this Resolution is

1 adopted, notice of the time and place of the hearing was mailed to eligible interested parties
2 who filed written requests with the City for mailed notice of meetings regarding new or
3 increased fees or service charges; and

4 WHEREAS, in accordance with the provisions of the Government Code
5 66016, data regarding the estimated cost of the services and the revenue sources
6 anticipated to provide the services was available for public review and comment for ten
7 (10) days prior to the public hearing at which this Resolution was adopted; and

8 WHEREAS, publication of the notice of public hearing was given in
9 accordance with the provisions of Government Code Section 6062a, ten (10) days in
10 advance of the public hearing at which the adoption of this Resolution was considered;

11 NOW, THEREFORE, the City Council of the City of Long Beach hereby
12 resolves as follows:

13 Section 1. The facts set forth in the Recitals of this Resolution are true and
14 correct and are hereby incorporated by reference herein as though set forth in full.

15 Section 2. The City Council hereby approves publication of the Master
16 Fee and Charges Schedule, as said fees are set forth in Exhibit "A", attached hereto and
17 incorporated herein by this reference, for specified City services for the City of Long Beach.

18 Section 3. Said revised Master Fee and Charges Schedule is hereby
19 directed to be made available to the public for its use for informational purposes, and is not
20 intended as a re-adoption, modification, or amendment of any existing fee or charge
21 previously established by resolution, or any previously adopted fee resolution that is not in
22 conflict with the provisions of this Resolution;

23 Section 4. The City Council hereby further adopts and approves the new,
24 increased, or adjusted fees and charges as set forth and described in Exhibit "A", attached
25 hereto, as though set forth in full, word for word. The fees and charges set forth in said
26 Exhibit "A" shall thereafter be incorporated into those fees and charges previously adopted
27 and approved by the City Council by Resolution and shall collectively be known as the
28 Master Fee and Charges Schedule of the City of Long Beach and may be made available

1 to the public for its information and review.

2 Section 5. Adoption of the new or increased service fees and charges set
3 forth and described in this Resolution for the specified City services, as shown in Exhibit
4 “A”, are intended to recover costs necessary to provide the services within the City for
5 which the fees are charged. In adopting the new or increased service fees and charges
6 set forth in this Resolution, the City Council of the City of Long Beach is exercising its
7 powers under Article XI, Section 7 of the California Constitution.

8 Section 6. All requirements of California Government Code Sections
9 66000, et seq., are hereby found to have been satisfied.

10 Section 7. The service fees and charges set forth in Exhibit “A” are
11 reasonable estimates of the costs incurred by the City in providing the services to those
12 who request them. The service fees and charges for such services are necessary to
13 recover the reasonable, estimated cost of providing such services.

14 Section 8. The service fees and charges adopted and all portions of this
15 Resolution are severable. Should any of the service fees or charges or any portion of this
16 Resolution be adjudged to be invalid and unenforceable by a body of competent
17 jurisdiction, then the remaining fees and/or Resolution portions shall be, and continue to
18 be, in full force and effect, except as to those fees and/or Resolution portions that have
19 been adjudged invalid. The City Council of the City of Long Beach hereby declares that it
20 would have adopted each of the service fees or charges and this Resolution and each
21 section, subsection, clause, sentence, phrase and other portion thereof, irrespective of the
22 fact that one or more of the service fees, charges or sections, subsections, clauses,
23 sentences, phrases or other portions of this Resolution may be held invalid or
24 unconstitutional.

25 Section 9. All provisions of prior City Council ordinances and resolutions
26 establishing fees are hereby rescinded and repealed in part or in whole to the extent of any
27 conflict between said ordinances and resolutions and the provisions established by this
28 Resolution.

Section 10. The establishment of fees and charges herein is exempt from the requirements of the California Environmental Quality Act (CEQA) pursuant to Public Resources Code Section 21080(b)(8) and the adoption of this Resolution is for the purposes of inter alia: (1) meeting operating expenses; (2) purchasing or leasing supplies, equipment or materials; (3) meeting financial reserve needs and requirements; or (4) obtaining funds for capital projects, necessary to maintain service within the various areas of the City.

Section 11. This Resolution shall take effect immediately upon its adoption by the City Council, and the City Clerk shall certify the vote adopting this Resolution.

I hereby certify that the foregoing Resolution was adopted by the City Council of the City of Long Beach at its meeting of _____, 2023, by the following vote:

Ayes: Councilmembers: _____

Noes: Councilmembers: _____

Absent: Councilmembers: _____

Recusal(s): Councilmembers: _____

City Clerk

EXHIBIT “A”

MASTER FEES AND CHARGES SCHEDULE

DEPARTMENT: CITYWIDE FEES & CHARGES				
Fee Name	Description	Fee	Per	Type
Fireworks - Administrative Penalty	Any responsible person or host found in violation of Long Beach Municipal Code Chapter 8.81 may be issued an administrative penalty pursuant to Chapter 9.65.	\$1,000	Per Violation, Per Day	Penalty
Fireworks - Disposal Fee	Charge will apply and be added to the Fireworks - Administrative Penalty in the event that fireworks are confiscated and have to be disposed of by the Fire Marshall, after a responsible person or host is found to be in violation of Long Beach Municipal Code Chapter 8.81.	\$250	Per Violation (if applicable)	Fee
Fireworks - Response Costs	Any responsible person or host found in violation of Long Beach Municipal Code Chapter 8.81 will be held liable for the City's actual costs incurred for response. The actual cost of response constitutes a debt owed to the City, and will be charged in addition to applicable penalties charged for violation of Long Beach Municipal Code Chapter 8.81.	Actual Cost of Response	Violation	Fee
GENERAL FEES				
Returned Check Charge	Any person who passes a payment on uncollected funds shall be liable to the City for the amount of the check and a returned check charge.	\$35	Check	Penalty
Collection Charge	A charge of 11% on each delinquent bill where collection is undertaken directly by the City. Not less than \$11 nor more than \$500	11%	Delinquent bill	Penalty
Witness Fee	Party requesting that a witness (employee) testifies in a civil case pays the fee. As established by State law.	\$275	Witness/Day	Fee
ADMINISTRATIVE CITATIONS: GENERAL				
Long Beach Municipal Code Chapter 9.65 Administrative Citation Fine Schedule for any violation of the Long Beach Municipal Code which could potentially be criminally cited as an infraction:				
First Violation	Any responsible person who violates any provision of Title 9 and Titles 3,5,8,10,14,18 and 21 or Chapter 2.63 of the Long Beach Municipal Code may be issued an administrative citation, pursuant to Chapter 9.65.	\$100	Violation	Penalty
Second Violation	Any responsible person who violates any provision of Title 9 and Titles 3,5,8,10,14,18 and 21 or Chapter 2.63 of the Long Beach Municipal Code may be issued an administrative citation, pursuant to Chapter 9.65.	\$200	Violation	Penalty

MASTER FEES AND CHARGES SCHEDULE

DEPARTMENT: CITYWIDE FEES & CHARGES				
Fee Name	Description	Fee	Per	Type
Third Violation	Any responsible person who violates any provision of Title 9 and Titles 3,5,8,10,14,18 and 21 or Chapter 2.63 of the Long Beach Municipal Code may be issued an administrative citation, pursuant to Chapter 9.65.	\$500	Violation	Penalty
ADMINISTRATIVE CITATIONS: SPECIFIC				
Long Beach Municipal Code Chapter 9.65 Administrative Citation Fine Schedule for the following violations of the Long Beach Municipal Code which cannot be criminally cited as infractions:				
Illegal Garage Conversions	Any responsible person who violates any provision of Long Beach Municipal Code 21.41.170 may be issued an administrative citation, pursuant to Chapter 9.65.	\$1,000	Violation	Penalty
Dangerous Buildings	Any responsible person who violates any provision of Long Beach Municipal Code 18.08 050 may be issued an administrative citation, pursuant to Chapter 9.65.	\$1,000	Per day that the violation exists	Penalty
Certificates of Occupancy	Any responsible person who violates any provision of Long Beach Municipal Code 18.16.150 may be issued an administrative citation, pursuant to Chapter 9.65.	\$1,000	Violation	Penalty
Failure to Comply with Title 18	Any responsible person who violates any provision of Long Beach Municipal Code 18.20.080 may be issued an administrative citation, pursuant to Chapter 9.65.	\$1,000	Violation	Penalty
Unlawful Dwellings	Any responsible person who violates any provision of Long Beach Municipal Code 21.31.245(C) may be issued an administrative citation, pursuant to Chapter 9.65.	\$1,000	Violation	Penalty
Illegal Automotive Work	Any responsible person who violates any provision of Long Beach Municipal Code 21.51.227 may be issued an administrative citation, pursuant to Chapter 9.65.	\$500	Violation	Penalty
FRANCHISE FEES				
Charter of the City of Long Beach, Section 1600 City of Long Beach Ordinance No. C4918				
Electric Company Franchise Fee	The City receives 1.66% of the gross quarterly revenue from all electricity sold within the City of Long Beach, exclusive of energy used for street lighting.	1.66% of the gross quarterly revenue from all electricity sold within the City of Long Beach, exclusive of energy used for street lighting.	Gross Quarterly Revenue	Rent

MASTER FEES AND CHARGES SCHEDULE

DEPARTMENT: CITYWIDE FEES & CHARGES				
Fee Name	Description	Fee	Per	Type
Cable Franchise Fee	Cable operators pay a state franchise fee payable as rent or a toll for the use of the local public right-of-way. The amount of the state franchise fee is 5 percent of gross revenues.	5%	Gross Revenues	Rent
PARKING CITATIONS				
Expired Meter	LBMC 10.28.060 - Occupying a metered parking space without paying for parking	\$69	Citation	Fee
Overnight Parking in Beach Lots	LBMC 10.30.080 - Prohibition against parking overnight in designated lots	\$69	Citation	Fee
Parking in Bicycle Lane	VC 21211 (B) - No parking in a bicycle lane	\$69	Citation	Fee
Illegal Park/Private	LBMC 8.76.010G - Illegal Parking Private Property	\$65	Citation	Penalty
Parking Near Empty Building	LBMC 8.76.010Q - Parking Near Empty Building	\$65.00	Citation	Penalty
Parking on Empty Lot	LBMC 8.76.010R - Parking on Empty Lot	\$65	Citation	Penalty
Commercial Vehicle on Private Property	LBMC 8.76.010T - Commercial Vehicle on Private Property	\$65	Citation	Penalty
Parking on Parkway/Sidewalk	LBMC10.22.020 - Parkways and Sidewalks	\$69	Citation	Penalty
Improper Parking on Hill	LBMC10.22.070 - Blocking Wheels on Hills	\$65	Citation	Penalty
Vehicle for Sale	LBMC10.22.080 - Parking Vehicles for Sale	\$69	Citation	Penalty
No Parking Peddlers	LBMC10.22.090 - Food Vendor Parking Prohibited Area	\$65	Citation	Penalty
Parking in Fire Lane	LBMC10.22.110 - Fire Lanes	\$105	Citation	Penalty
No Parking Temporary	LBMC10.22.120 - Temporary Parking Restrictions	\$69	Citation	Penalty
Parked over 72 hours	LBMC10.22.130 - Seventy-Two Hour Parking Limit	\$69	Citation	Penalty
Street Sweeping	LBMC10.22.140 - Parking Prohibited at Certain Times for Street Sweeping	\$70	Citation	Penalty
Street Repair of Vehicle	LBMC10.22.150 - Repairing Vehicles on Streets	\$65	Citation	Penalty
Private Property/Posted No Parking	LBMC10.22.160 - Parking on Private Property	\$65	Citation	Penalty
Parking - Public Housing	LBMC10.22.182 -Parking Regulations within Public Housing Projects	\$65	Citation	Penalty
Parking Within Lines	LBMC10.24.010 - Angle Parking	\$65	Citation	Penalty
No Stopping	LBMC10.24.030 -Parking Prohibited Where Posted--Exception	\$85	Citation	Penalty
No Parking	LBMC10.24.050 - Parking Prohibited - Compliance Required	\$69	Citation	Penalty
Exceeded Time Limit	LBMC10.24.090 - Limited Time Parking	\$69	Citation	Penalty

MASTER FEES AND CHARGES SCHEDULE

DEPARTMENT: CITYWIDE FEES & CHARGES				
Fee Name	Description	Fee	Per	Type
Parking Within T's	LBMC10.24.130 - Parking Space Markings	\$65	Citation	Penalty
Yellow, White, Green Curb	LBMC10.26.010 - Yellow, White, Green Curb Markings	\$69	Citation	Penalty
Red Curb Other	LBMC10.26.020 - Red Curb Markings	\$69	Citation	Penalty
Parking in an Alley	LBMC10.26.030 - Stopping in Alley	\$85	Citation	Penalty
Disabled Parking - Streets and Public Lots	LBMC10.34.020 - Parking For Disabled Persons Reserved For Vehicles With Appropriate License Plates or Placards	\$360	Citations	Penalty
Truck over 2 Hours	LBMC10.38.110 - Commercial Vehicle Parking On Residential Streets Designated As Truck Routes	\$85	Citation	Penalty
Commercial vehicle over 6,000 lbs unladen weight parked off truck route. Pick-ups exempt	LBMC10.40.010 - Establishment of Designated Truck Routes	\$130	Citation	Penalty
No Parking on City Property	VC21113.A - Driving Or Parking On Public Grounds	\$69	Citation	Penalty
Parking in Intersection	VC22500.A - Prohibited Stopping, Standing, or Parking	\$69	Citation	Penalty
Parking on Crosswalk	VC22500.B - Prohibited Stopping, Standing, or Parking	\$69	Citation	Penalty
Red Curb Safety Zone	VC22500.C - Prohibited Stopping, Standing, or Parking	\$69	Citation	Penalty
Red Curb Fire Station	VC22500.D - Prohibited Stopping, Standing, or Parking	\$69	Citation	Penalty
Parking across Driveway	VC22500.E - Prohibited Stopping, Standing, or Parking	\$80	Citation	Penalty
Parking on Sidewalk	VC22500.F - Prohibited Stopping, Standing, or Parking	\$69	Citation	Penalty
Obstructing Traffic at Excavation	VC22500.G - Prohibited Stopping, Standing, or Parking	\$69	Citation	Penalty
Double Parking	VC22500.H - Prohibited Stopping, Standing, or Parking	\$85	Citation	Penalty
Red Curb Bus Zone	VC22500.I - Prohibited Stopping, Standing, or Parking	\$285	Citation	Penalty
Parking in Tunnel	VC22500.J - Prohibited Stopping, Standing, or Parking	\$69	Citation	Penalty
Parking on Bridge	VC22500.K - Prohibited Stopping, Standing, or Parking	\$69	Citation	Penalty
Parking Near Access Ramp for Physically Handicapped	VC22500.L Parking in front of or on curb cut down for wheelchair access	\$310	Citation	Penalty
Parking 18" of Curb	VC22502.A - Curb Parking	\$65	Citation	Penalty
Disabled Person Off Street	VC22507.8 - Parking In Spaces For The Disabled	\$360	Citation	Penalty

MASTER FEES AND CHARGES SCHEDULE

DEPARTMENT: CITYWIDE FEES & CHARGES				
Fee Name	Description	Fee	Per	Type
Red Curb Fire Hydrant	VC22514 - Fire Hydrants	\$69	Citation	Penalty
Unattended Vehicle	VC22515 - Unattended Vehicles	\$65	Citation	Penalty
Locked Vehicle with Occupant	VC22516 - Locked Vehicles	\$69	Citation	Penalty
Parking on Freeway	VC22520 - Vending On Or Near Freeways	\$69	Citation	Penalty
Parking on Railroad Tracks	VC22521 - Parking Upon Or Near Railroad Track	\$69	Citation	Penalty
No Current Reg. Tag	VC5204 (A) - Registration Tabs	\$65	Citation	Penalty
First Late Payment Penalty	A 100% penalty not to exceed \$55 will be assessed to an unpaid parking citation after 21 days from the mailing date of the Notice of Parking Violation.	100% up to \$55 maximum	Citation	Penalty
Collection Agency Charge		25%	Citation	Fee
Department of Motor Vehicle (DMV) Collection Charge	A collection charge will be assessed to an unpaid parking citation after a hold on the vehicle registration renewal is placed with the DMV.	\$3	Citation	Fee
Second Late Payment Penalty	A 25% penalty will be assessed to an unpaid parking citation after 21 days from the mailing date of the Notice of Parking Violation - Final Notice. This penalty will be applied after the First Late Payment Penalty and the Department of Motor Vehicles (DMV) Collection Charge is assessed and then it is rounded to the next whole dollar.	25%	Delinquent Balance	Penalty
Copy of Parking Violation		\$2	Citation	Fee

MASTER FEES AND CHARGES SCHEDULE

DEPARTMENT: CITY CLERK				
Fee Name	Description	Fee	Per	Type
Civil Marriage Ceremony	Effective January 1, 2015, the City Clerk can perform Civil Marriage Ceremonies per Assembly Bill 1525. The L.A. Registrar Recorder County Clerk (RR/CC) provides marriage licenses to couples getting married. Once a couple has obtained their marriage license, the couple can come to City Hall and participate in a qualified ceremony. The marriage license becomes a marriage certificate that must be sent back to the RR/CC to be recorded. The L.A. RR/CC only records marriage certificates for marriages that take place in Los Angeles County. The civil ceremony can only be scheduled after the couple has obtained a marriage license. Only the appointed City Clerk is eligible to officiate the ceremony.	\$35	Ceremony	Fee
Civil Marriage Ceremony Witness Fee	Couples that participate in qualified Civil Marriage Ceremonies must provide a witness at the time of the ceremony, unless the couple is marrying using a confidential Marriage License in which case no witness is required. If the couple does not have a witness, the City Clerk can provide one for an additional fee.	20.00	Witness	Fee
COPIES/DUPLICATION				
Copies	Per page copies: Includes, but not limited to street indexes, printed lists, precinct reports, statement of vote, polling place/poll worker list, campaign statements or statements of economic interest.	\$0.10	Page	Fee
CAMPAIGN/ELECTION FEES				
Candidate Filing Fee	Non refundable application processing fee for qualified election candidates.	\$263.00	Application	Fee
Candidate Statement Fee	Statement of Qualification 200 words or less that appears on the City Ballot during an election cycle.	Actual Costs - Based on Election Cycle	Statement	Fee
Late fee for campaign statements	Election candidate campaign statements, \$10/day or cumulative amount stated in statements or \$100, whichever is greater.	\$10	Day	Penalty
Retrieval fee for campaign statements	Retrieval fee for campaign statement or statement of economic interest documents more than five years old that may be stored off-site.	\$5	Request	Fee
Initiative Filing Fee	Initiative Filing Fee/Request for Ballot Title & Summary. Refundable to filer if, within one year of the date of filing the notice of intent, the elections official certifies the sufficiency of the petition.	\$200	Application	Fee

MASTER FEES AND CHARGES SCHEDULE

DEPARTMENT: CITY CLERK				
Fee Name	Description	Fee	Per	Type
Late fee for statement of economic interest	Election candidate statement of economic interest, \$10/day up to max of \$100 (may be waived under certain circumstances).	\$10	Day	Penalty
Propensity File	List of City of Long Beach voter history file.	\$48.20	CD/Electronic File	Fee
Voter File	An electronic file provided to the public consisting of: Registered voters last name, first name, phone number, Council District, and Political Party affiliation.	\$65.00	CD/Electronic File	Fee
DOMESTIC REGISTRATION				
Registration of Domestic Partnership	Filing of a Statement of Domestic Partnership (including up to two certified copies thereof)	\$92.00	Registration	Fee
Notice of Termination of Domestic Partnership	Certified copy of Notice of Termination of Domestic Partnership	\$1.30	Statement	Fee
Statement of Domestic Partnership	Certified copy of Statement of Domestic Partnership	\$1.30	Statement	Fee
LOBBYIST REGISTRATION				
Lobbyist Registration Fee	Persons subject to the registration requirements of this ordinance shall pay an annual fee.	\$129.00	Year	Fee
Lobbyist Registration Reduced Fee	Persons subject to the registration requirements of this ordinance, and registering for the first time on or after June 30 of a given year shall pay a reduced registration fee.	\$64.00	Year	Fee
Lobbyist Registration Fee for Additional Clients	In addition to the annual fee, each registrant shall pay \$31.00 per client for whom lobbying is undertaken for compensation in excess of five hundred dollars (\$500.00). The fees for clients as of the date of initial registration shall be submitted with the registration. The fees for subsequent clients will be due and submitted at the time of the submission of the relevant quarterly report as required pursuant to Section 2.08.110 below.	\$31.00	Client	Fee
Lobbyist Registration Late Fee	A fine of \$32.15 per day for delinquent fees, up to a maximum of five hundred dollars (\$500.00), will be assessed until compliance with the registration provisions herein.	\$32.15	Day	Penalty
PASSPORT SERVICES				
Passport Application Processing Fee	Processing Fee set by the U.S. Department of State, Bureau of Consular Affairs, for accepting passport applications as a designated Passport Acceptance Facility.	\$35	Application	Fee
Passport Photo Fee	Production of two (2 inch x 2 inch) color photos for U.S. travel documents.	\$15	2 photos	Fee

MASTER FEES AND CHARGES SCHEDULE

DEPARTMENT: CITY CLERK				
Fee Name	Description	Fee	Per	Type
Passport Application Express Postage	Fee for Express Postage of Passport Applications to the Department of State, Bureau of Consular Affairs, set by the United States Postal Service (USPS).	\$20.00	Application	Fee

MASTER FEES AND CHARGES SCHEDULE

DEPARTMENT: CITY MANAGER				
Fee Name	Description	Fee	Per	Type
Public Records Request - B&W Duplication Fee	Duplication fee for black and white paper copies.	0.20	per page	Fee
Public Records Request - Color Duplication Fee	Duplication fee for color ink paper copies.	.60	per page	Fee
Public Records Request - USB Flash drive	Direct cost for copying PRA responsive records onto a USB flash drive.	\$10	per transaction (+) actual cost of device	Fee
Cannabis Social Equity Program Fee	Fee to oversee the cannabis social equity program	\$1,545	Application/ License	Fee
Cannabis Social Equity Applicant Fee Waiver - Annual Regulatory Fee	Social equity applicant fee waiver for first-year of the annual cannabis regulatory fee.	\$0	Application/ License	Fee
Cannabis Social Equity Applicant Fee Waiver - Application Review Fee	Social equity applicant fee waiver for application review.	\$0	Application	Fee
Cannabis Social Equity Applicant Fee Waiver - Background Investigation Fee	Social equity applicant fee waiver for background investigations.	\$0	Owner/Manager	Fee
Cannabis Social Equity Applicant Fee Waiver - Cannabis Social Equity Program Fee	Social equity applicant fee waiver for the "Cannabis Social Equity Program Fee"	\$0	Application/ License	Fee
SPECIAL EVENTS AND FILMING				
Special Advertising & Promotions Funds				
EVENT FEES				
Application Fee - Tier I Event	Non-refundable application fee for an event that is free and open to the public, requires no participation fee and/or donation, requires no setup, no alcohol sales and/or consumption	\$102	Each	Fee
Permit Fee - Tier I Event	Permit fee for an event that is free and open to the public, requires no participation fee and/or donation, requires no setup, no alcohol sales and/or consumption	\$155.00	Day	Fee
Application Fee - Tier II Event	Non-refundable application fee for an event that is (A) open to the public but requires a ticket/fee/donation for participants, or (B) a private fundraising event (permittee must have a current Charitable Solicitation Permit on file with the City) with a closed venue requiring a paid admission and/or donation, requires minimum setup	\$205.00	Each	Fee

MASTER FEES AND CHARGES SCHEDULE

DEPARTMENT: CITY MANAGER				
Fee Name	Description	Fee	Per	Type
EVENT FEES				
Permit Fee - Tier II Event	Permit fee for an event that is (A) open to the public but requires a ticket/fee/donation for participants, or (B) a private fundraising event (permittee must have a current Charitable Solicitation Permit on file with the City) with a closed venue requiring a paid admission and/or donation, requires minimum setup	\$255.00	Day	Fee
Application Fee - Tier III Event	Non-refundable application fee for an event that requires a ticket and/or participation fee, requires extensive setup in enclosed venue with controlled access and exclusive use	\$410.00	Each	Fee
Permit Fee - Tier III Event	Permit fee for an event that requires a ticket and/or participation fee, requires extensive setup in enclosed venue with controlled access and exclusive use	\$1,020.00	Day	Fee
Staff Monitoring	Site visit and/or standby staffing	\$42	Hour	Fee
Administrative Fee - Late Payment Processing	Administrative Fee for Late Payment Processing	2%	Total fees/month of non-payment	Penalty
Administrative Fee - Processing	Administrative Fee	10%	Total fees	Fee
OCCASIONAL EVENT PERMIT (OEP)				
Application & Permit Fee - Occasional Event Permit (OEP)	Non-refundable application & permit fee for Occasional Event Permit (OEP) - flat rate.	102	Each	Fee
Staff Monitoring	Site Visit and/or Standby Staffing	42.95	Hour	Fee
Administrative Fee - Late Payment Processing	Administrative Fee for Late Payment Processing	2%	Total fees/month of non-payment	Fee
BLOCK PARTY/STREET CLOSURE FEE				
Application & Permit Fee - Block Party / Street Closure	Non-refundable application & permit fee for block party / street closure (flat rate)	\$100	Each	Fee
Staff Monitoring	Site Visit and/or Standby Staffing	\$42	Hour	Fee
Administrative Fee - Late Payment Processing	Administrative Fee for Late Payment Processing	2%	Total fees/month of non-payment	Penalty
CITY OF LONG BEACH BUSINESS DEVELOPMENT GROUPS				

MASTER FEES AND CHARGES SCHEDULE

DEPARTMENT: CITY MANAGER				
Fee Name	Description	Fee	Per	Type
CITY OF LONG BEACH BUSINESS DEVELOPMENT GROUPS				
Annual Application & Permit Fee - Events	Non-refundable annual application & permit fee for continuously scheduled event programs that create business-generating foot traffic in business districts, no street closures, no alcohol (business groups must be registered with the State as a nonprofit) -- Maximum of six (6) events/year	\$410.00	Each	Fee
Staff Monitoring	Site Visit and/or Standby Staffing	\$42.85	Hour	Fee
Administrative Fee - Late Payment Processing	Administrative Fee - Late Payment Processing	2%	Total fees/month of non-payment	Penalty
Administrative Fee - Processing	Administrative Fee	10%	Total Fees	Fee
FARMERS MARKET FEES				
Application & Permit Fee - Farmers Market	Non-refundable application & permit fee for certified farmers markets on public property (permittee must be certified by the State of California)	\$460.00	6 Months	Fee
Staff Monitoring	Site Visit and/or Standby Staffing	\$42.85	Hour	Fee
Administrative Fee - Late Payment Processing	Administrative Fee for Late Payment Processing	2%	Total fees/month of non-payment	Penalty
Administrative Fee - Processing	Administrative Fee	10%	Total Fees	Fee
CARNIVAL FEES				
Application Fee - Carnival Operations	Non-Refundable application fee for carnivals	\$200	Each	Fee
Permit Fee - Carnival Operations	Permit fee for carnivals	\$250	Day	Fee
Staff Monitoring	Site Visit and/or Stand-by Staffing	\$42	Hour	Fee
Administrative Fee - Late Payment Processing	Administrative Fee for Late Payment Processing	2%	Total fees/month of non-payment	Penalty
Administrative Fee - Processing	Administrative Fee	10%	Total Fees	Fee
EVENT VENUE RENTAL FEES				

MASTER FEES AND CHARGES SCHEDULE

DEPARTMENT: CITY MANAGER				
Fee Name	Description	Fee	Per	Type
EVENT VENUE RENTAL FEES				
Venue Rental - Tier I Events	Rental of Marina Green, Rainbow Lagoon, Shoreline Park, Beaches, Waterways, Promenade, Rainbow Harbor Esplanade, or Rainbow Harbor Nautilus Shell for event days	\$305.00	Day	Rent
Venue Rental - Tier I Events	Rental of Marina Green, Rainbow Lagoon, Shoreline Park, Beaches, Waterways, Promenade, Rainbow Harbor Esplanade, or Rainbow Harbor Nautilus Shell for event prep/strike, move-in/move-out days	\$155.00	Day	Rent
Venue Rental - Tier II Events	Rental of Marina Green, Rainbow Lagoon, Shoreline Park, Beaches, Waterways, Promenade, Rainbow Harbor Esplanade, or Rainbow Harbor Nautilus Shell for event days	\$610.00	Day	Rent
Venue Rental - Tier II Events	Rental of Marina Green, Rainbow Lagoon, Shoreline Park, Beaches, Waterways, Promenade, Rainbow Harbor Esplanade, or Rainbow Harbor Nautilus Shell for event prep/strike, move-in/move-out days	\$305.00	Day	Rent
Venue Rental - Tier III Events	Rental of Marina Green, Rainbow Lagoon, Shoreline Park, Beaches, Waterways, Promenade, Rainbow Harbor Esplanade, or Rainbow Harbor Nautilus Shell for event days	\$1,020.00	Day	Rent
Venue Rental - Tier III Events	Rental of Marina Green, Rainbow Lagoon, Shoreline Park, Beaches, Waterways, Promenade, Rainbow Harbor Esplanade, or Rainbow Harbor Nautilus Shell for event prep/strike, move-in/move-out days	\$510.00	Day	Rent
City Property Use Fee - Tier I Events	Public property use fee for permits generated by Special Events and Filming for City properties without established venue rental fees (event days)	\$305.00	Day	Rent
City Property Use Fee - Tier I Events	Public property use fee for permits generated by Special Events and Filming for City properties without established venue rental fees (prep/strike, move-in/move-out days)	\$155.00	Day	Rent
City Property Use Fee - Tier II Events	Public property use fee for permits generated by Special Events and Filming for City properties without established venue rental fees (event days)	\$410.00	Day	Rent
City Property Use Fee - Tier II Events	Public property use fee for permits generated by Special Events and Filming for City properties without established venue rental fees (prep/strike, move-in/move-out days)	\$205.00	Day	Rent
City Property Use Fee - Tier III Events	Public property use fee for permits generated by Special Events and Filming for City properties without established venue rental fees (event days)	\$510.00	Day	Rent

MASTER FEES AND CHARGES SCHEDULE

DEPARTMENT: CITY MANAGER				
Fee Name	Description	Fee	Per	Type
EVENT VENUE RENTAL FEES				
City Property Use Fee - Tier III Events	Public property use fee for permits generated by Special Events and Filming for City properties without established venue rental fees (prep/strike, move-in/move-out days)	\$255.00	Day	Rent
Public Property Administrative Fee	Admin. fee for permits generated by Special Events and Filming for City owned property with established rates managed by various City departments	25%	Total Fees	Fee
Turf Restoration Fee	Restoration fee for events that create damage to landscape and/or hardscape areas to public park property	\$305.00	Each	Fee
Administrative Fee - Late Payment Processing	Administrative Fee for Late Payment Processing	2%	Total fees/month of non-payment	Penalty
Administrative Fee - Processing	Administrative Fee	10%	Total Fees	Fee
FILMING FEES				
Application Fee - Commercial Production Film (private & public property)	Non-Refundable Commercial Filming Application Fee	\$368	Each	Fee
Application Fee - Student Film (private & public property)	Non-Refundable Student Filming Application Fee (flat rate)	\$35	Each	Fee
Application Fee - Commercial Production Photography (private & public property)	Non-Refundable Commercial Still Photography Application Fee	\$132	Each	Fee
Application Fee - Student Photography (public & private property)	Non-Refundable Student Still Photography Application Fee (flat rate)	\$35	Each	Fee
Permit Fee - Commercial Production Film (private & public property)	Commercial Filming Permit Fee	\$525	Day	Fee
Permit Fee - Commercial Production Photography (private & public property)	Commercial Still Photography Permit Fee	\$158	Day	Fee
Permit Fee - Student Film/Photography (public & private property)	Student Filming/ Still Photography Permit Fee	\$0	Each	Fee
Permit Fee - Revisions/Riders	Filming Revisions/Riders Fee to Original Permit	\$53	Each Item Changed	Fee
Staff Monitoring	Site Visit and/or Standby Staffing	\$42	Hour	Fee

MASTER FEES AND CHARGES SCHEDULE

DEPARTMENT: CITY MANAGER				
Fee Name	Description	Fee	Per	Type
FILMING FEES				
Location Fee - Filming	Marina Green, or Rainbow Lagoon, or Shoreline Park	\$815.00	Day	Rent
Location Fee - Filming	Shoreline Drive	\$5,100.00	Day	Rent
Location Fee - Filming	Queensway Bridge	\$3,500	Day	Rent
Location Fee - Filming	Appian Way Bridge	\$1,020.00	Day	Rent
Location Fee - Filming	City Hall / Civic Center	\$5,000	Day	Rent
Administrative Fee - Late Payment Processing	Administrative Fee for Late Payment Processing	2%	Total fees/month of non-payment	Penalty
Administrative Fee - Processing	Administrative Fee for Filming	15%	Total Fees	Fee
POLE BANNER FEES				
Pole Banner Application/Permit Fee - City Streets (Commerical Use)	Non-refundable pole banner application & permit fee - City streets for commerical, convention, event, business district & community association use	\$510.00	Each	Fee
Pole Banner Permit Renewal Fee - City Streets (Commerical Use)	Non-refundable pole banner permit renewal fee - City streets for commerical, convention, event, business district & community association use	\$51.00	Each	Fee
Pole Banner Application/Permit Fee - City Streets (Non-Commercial Use / Public Service Announcements)	Non-refundable pole banner application & permit fee - City streets for neighborhood organizations / non-commercial use only	51	Year	Fee
Pole Banner Deposit	Refundable Pole Banner Deposit - Installation/Removal, Damage, etc.	510	Each	Penalty

MASTER FEES AND CHARGES SCHEDULE

DEPARTMENT: CITY PROSECUTOR				
Fee Name	Description	Fee	Per	Type
Pre-filing Diversion Fee	Fee for Misdemeanants eligible for Pre-filing Community Service diversion program.	\$100	Applicant	Fee
Change of plea and dismissal of charges after termination of probation	Fee authorized by Penal Code section 1203.4(c) to change plea or set aside verdict after completing probation.	\$150	Application	Fee
Change of plea and dismissal of charges against non-probationed misdemeanor after performance of sentence	Fee authorized by Penal Code section 1203.4a(c) to change plea or set aside verdict for misdemeanor not offered probation.	\$60	Application	Fee
Cost Recovery (Discretionary)	Recovery of costs related to law enforcement and prosecution activity, paid by criminal defendant; or in connection with administrative hearing or action, paid by requestor.	Case by case	Per Case	Fee

MASTER FEES AND CHARGES SCHEDULE

DEPARTMENT: DEVELOPMENT SERVICES				
Fee Name	Description	Fee	Per	Type
PLANNING				
ENVIRONMENTAL FEES				
Categorical Exemption/Statutory Exemption-Standalone	Review and processing of a categorical exemption or statutory exemption that is processed by itself for compliance with the California Environmental Quality Act (CEQA)	548.00	Application	Fee
Categorical Exemption-Infill Class 32	Review and processing of an Infill Class 32 categorical exemption for compliance with the California Environmental Quality Act (CEQA)	1,288.00	Application	Fee
Negative Declaration/Initial Study by Consultant	Review and processing of an initial study/negative declaration for compliance with the California Environmental Quality Act (CEQA)	115% of Consultant cost	Application	Fee
Mitigated Negative Declaration by Consultant	Review and processing of a mitigate negative declaration for compliance with the California Environmental Quality Act (CEQA)	115% of Consultant Cost	Application	Fee
Mitigated Negative Declaration by City Staff	Review and processing of a mitigate negative declaration for compliance with the California Environmental Quality Act (CEQA)	18,610.00	Application	Fee
Environmental Impact Report (EIR) Addendum To Certified EIR by Consultant	Review and processing of an addendum to an environmental impact report for compliance with the California Environmental Quality Act (CEQA)	115% of Consultant Cost	Application	Fee
Modification of Mitigation Measure by Consultant	Review and processing of a modification to an existing environmental mitigation measure for compliance with the California Environmental Quality Act (CEQA)	115% of Consultant Cost	Application	Fee
NEPA Environmental Assessment-FONSI by City Staff	Preparation of NEPA Environmental Assessment by City Staff	17,830.00	Application	Fee
NEPA Environmental Assessment-Mitigated FONSI by City Staff	Review and processing of a mitigated environmental assessment for compliance with the National Environmental Policy Act (NEPA)	35,440.00	Application	Fee
NEPA Environmental Assessment-Mitigated FONSI by Consultant	Review and processing of a mitigated environmental assessment for compliance with the National Environmental Policy Act (NEPA).	115% of Consultant Cost	Application	Fee
NEPA Exclusion with Worksheet by Consultant	Review and processing of an environmental exclusion with worksheet for compliance with the National Environmental Policy Act (NEPA)	115% of Consultant Cost	Application	Fee

MASTER FEES AND CHARGES SCHEDULE

DEPARTMENT: DEVELOPMENT SERVICES				
Fee Name	Description	Fee	Per	Type
ENVIRONMENTAL FEES				
NEPA Exclusion Without Worksheet by City Staff	Review and processing of an environmental exclusion without worksheet for compliance with the National Environmental Policy Act (NEPA).	790.00	Application	Fee
CEQA Compliance Checklist/Programmatic Environmental Impact Report (EIR) by Consultant	Review and processing of a programmatic environmental impact report and CEQA compliance checklist for compliance with the California Environmental Quality Act (CEQA)	115% of Consultant Cost	Application	Fee
Categorical Exemption/Statutory Exemption with Other Application	Review and processing of a categorical exemption or statutory exemption that is processed with another Planning application for compliance with the California Environmental Quality Act (CEQA)	415.00	Application	Fee
County Recorder Fee (Fixed, based on County)	Filing of environmental determination with Los Angeles County Clerk's office after action has been taken	\$75 or current fee charged by the County Recorder	Application	Fee
Negative Declaration/Initial Study by City Staff	Review and processing of an initial study/negative declaration for compliance with the California Environmental Quality Act (CEQA)	\$17,830.00 if prepared by City staff	Application	Fee
Environmental Impact Report (EIR) by Consultant	Preparation of an EIR associated with a development project by an outside consultant	115% of Consultant Cost	Application	Fee
Environmental Document Peer Review	Peer review of an environmental impact report when needed for compliance with the California Environmental Quality Act (CEQA)	115% of Consultant Cost	Application	Fee
Environmental Impact Report (EIR) Addendum To Certified EIR by City Staff	Review and processing of an addendum to an environmental impact report for compliance with the California Environmental Quality Act (CEQA)	20,755.00	Application	Fee
CEQA Compliance Checklist/Programmatic Environmental Impact Report (EIR) by City Staff	Review and processing of a programmatic environmental impact report and CEQA compliance checklist for compliance with the California Environmental Quality Act (CEQA)	6,805.00	Application	Fee
Ongoing mitigation monitoring by outside consultant	Ongoing mitigation monitoring by outside consultant	115% of billed consultant costs paid by the City	Report	Fee
Modification of Mitigation Measure by City Staff	Review and processing of a modification to an existing environmental mitigation measure for compliance with the California Environmental Quality Act (CEQA)	9,500.00	Report	Fee

MASTER FEES AND CHARGES SCHEDULE

DEPARTMENT: DEVELOPMENT SERVICES				
Fee Name	Description	Fee	Per	Type
ENVIRONMENTAL FEES				
NEPA Application	Preparation of National Environmental Protection Act (NEPA) Environmental Application	115% of billed consultant costs paid by the City	Application	Fee
NEPA Exclusion With Worksheet by City Staff	Review and processing of an environmental exclusion with worksheet for compliance with the National Environmental Policy Act (NEPA)	3,140.00	Application	Fee
NEPA Exclusion Without Worksheet by Consultant	Review and processing of an environmental exclusion without worksheet for compliance with the National Environmental Policy Act (NEPA)	115% of billed consultant costs paid by the City	Application	Fee
NEPA Environmental Assessment-FONSI by Consultant	Preparation of NEPA Environmental Assessment by Consultant	115% of Consultant Cost	Application	Fee
NEPA Environmental Impact Study (EIS) by Consultant	Review and processing of an environmental impact study for compliance with the National Environmental Policy Act (NEPA)	115% of billed consultant costs paid by the City	Application	Fee
ZONING FEES				
Standards Variance - Fence Permit	Review of the zoning and standards of a fence for compliance with City codes and standards	60.00	Permit	Fee
Administrative Use Permit	Review of an administrative use permit for compliance with City codes and standards	4,370.00	Application	Fee
Conditional Use Permit	Review of a Conditional Use Permit for compliance with City codes and standards	8,400.00	Application	Fee
Conditional Use Permit - Wireless	Review of a wireless conditional use permit for compliance with City codes and standards.	10,970.00	Application	Fee
CUP Exemption for Alcoholic Beverage Use	Review of a use permit for an alcoholic beverage exemption for compliance with City codes and standards	930.00	Application	Fee
Standards Variance - Fence Height Exception	Fence Height Exception through AUP or standard variances	780.00	Application	Fee
Annual Use Permit Zoning Compliance Inspection	For the annual review of sites for compliance with the conditions of approval for AUP and CUP	\$580.00 per application per year	Year	Fee
Standards Variance - New Construction	Review of a standards variance for an exception from the Zoning Code	\$5,945 per first variance plus \$1,745 per additional variance	Application	Fee
Work/Land Use without a permit (Double the permit fee)	For applications to legalize construction that occurred without approved permits	Double the total required permit fee	Application	Penalty
DDED Noise Study Exemption Request	Review of a request for an exemption from providing a Noise Study for a project	120.00	Request	Fee

MASTER FEES AND CHARGES SCHEDULE

DEPARTMENT: DEVELOPMENT SERVICES				
Fee Name	Description	Fee	Per	Type
ZONING FEES				
Cannabis Consultation	Initial consultation of a cannabis-related application to assist applicant with preparing the submittal	435.00	Application	Fee
BILLBOARD INVENTORY FEES				
Billboard Inventory Review	Review of the inventory of a billboard company for compliance with City-set limits on the number of billboards within the City	\$4,265 per application plus \$90 per each sign after 10 signs	Inventory	Fee
LOCAL COASTAL DEVELOPMENT PERMITS				
Coastal Development Permit -App B Form Only	Review and processing of a coastal development permit to the Coastal Commission for compliance with the State Coastal Act in which the project is coordinated by another City department or other agency	1,180.00	Application	Fee
Administrative Local Coastal Development Program	Review and processing of an administrative coastal development permit to the Coastal Commission for compliance with the State Coastal Act	1,345.00	Application	Fee
Local Coastal Program Amendment by Consultant	Review and processing of an amendment to an approved local coastal development permit to the Coastal Commission for compliance with the State Coastal Act	115% of Consultant Cost	Application	Fee
Coastal Development Permit (CDP) Submitted to Coastal Commission	Review and processing of an approval in concept for a coastal development permit to the Coastal Commission for compliance with the State Coastal Act	4,000.00	Application	Fee
Local Coastal Program (LCP) Amendment by City Staff	Review and processing of an amendment to an approved local coastal development permit to the Coastal Commission for compliance with the State Coastal Act	15,265.00	Application	Fee
Local Coastal Development Permit (LCDP) With No Other Planning Permit Required	Review and processing of a local coastal development permit to the Coastal Commission in which no other Planning permit is required for compliance with the State Coastal Act	4,370.00	Application	Fee
Local Coastal Development Permit (LCDP) With Other Planning Permit Required	Review and processing of a local coastal development permit to the Coastal Commission with other Planning permits for compliance with the State Coastal Act	1,995.00	Application	Fee
Coastal Permit Categorical Exclusion	Review of a categorical exemption for a Coastal Permit for compliance with the State Coastal Act	90.00	Application	Fee

MASTER FEES AND CHARGES SCHEDULE

DEPARTMENT: DEVELOPMENT SERVICES				
Fee Name	Description	Fee	Per	Type
LOCAL COASTAL DEVELOPMENT PERMITS				
Coastal Development Permit -Boat Dock	Review and processing of a boat dock coastal development permit to the Coastal Commission for compliance with the State Coastal Act	220.00	Application	Fee
MODIFICATIONS				
Modification - Director Admin	Review of a modification to a project not required to go back to the hearing body for compliance with City codes and standard	1,005.00	Application	Fee
Minor/Admin Modification to ZA	Non-hearing administrative over-the-counter review of a modification to a project for compliance with City codes and standards	925.00	Application	Fee
Modification - Staff SPR Committee	Review of a major modification to a project reviewed by the Site Plan Review Committee for compliance with City codes and standards	2,400.00	Application	Fee
Modification - Zoning Administrator	Review of a major modification to a project reviewed by the Zoning Administrator for compliance with City codes and standards	2,380.00	Application	Fee
Modification - Planning Commission	Review of a major modification to a project reviewed by the Planning Commission for compliance with City codes and standards	\$6,800 per application or 100% of original fee, whichever is less	Application	Fee
SIGN FEES				
Sign Standards Waiver	Review of a request for a waiver of sign standards	1,490.00	Application	Fee
Sign Program: 5-12 Signs	Review of a sign program for compliance with City codes and standards	2,870.00	Application	Fee
Sign Program: 13-25 Signs	Review of a sign program for compliance with City codes and standards	3,010.00	Application	Fee
Sign Program: 26-100 Signs	Review of a sign program for compliance with City codes and standards	4,850.00	Application	Fee
Sign Program: 101+ Signs	Review of a sign program for compliance with City codes and standards	7,840.00	Application	Fee
Sign Program Amendment	Review of an amendment to an existing sign program for compliance with City codes and standards	2,035.00	Application	Fee
Sign Permit	Review of the zoning and standards of a sign for compliance with City codes and standards	90.00	Permit	Fee
Sign Permit (each additional sign)	Request for Zoning Sign Permit	45.00	Permit	Fee

MASTER FEES AND CHARGES SCHEDULE

DEPARTMENT: DEVELOPMENT SERVICES				
Fee Name	Description	Fee	Per	Type
SIGN FEES				
Creative Sign Permit	Review of the zoning and standards of a creative sign for compliance with City codes and standards	1,580.00	Application	Fee
Promotional Activity Sign (Banner)	Review of the zoning and standards of a banner for compliance with City codes and standards.	\$30 for the first sign plus \$15 for each additional sign	Permit	Fee
SITE PLAN REVIEW (SPR) FEES				
Pre-Application -No New Sq Ft	A pre-application review for projects in which no new square feet is proposed to be added	1,715.00	Application	Fee
SPR Pre-Application: 1/2-1 Acre	Pre-application review of a site plan application of more than a half acre and less than or equal to 1 acre for compliance with City codes and standards	1,545.00	Application	Fee
SPR Pre-Application: 1-5 Acres	Pre-application review of a site plan application of more than one acre and less than or equal to 5 acres for compliance with City codes and standards	1,935.00	Application	Fee
SPR Pre-Application: 5+ Acres	Pre-application review of a site plan application of more than five acres for compliance with City codes and standards	2,335.00	Application	Fee
SPR Conceptual: up to 50,000 sq ft	Conceptual review of a site plan application up to 50,000 square feet for compliance with City codes and standards	7,000.00	Application	Fee
SPR Conceptual: 50,001 sq ft - 100,000 sq ft	Conceptual review of a site plan application of more than 50,000 square feet and less than or equal to 100,000 square feet for compliance with City codes and standards	\$7,000 per application plus \$45 per 1,000 square feet over 50,000 square feet	Application	Fee
SPR Conceptual: 100,001 sq ft - 300,000 sq ft	Conceptual review of a site plan application of more than 100,000 square feet and less than or equal to 300,000 square feet for compliance with City codes and standards	\$9,250 per application plus \$23 per 1,000 square feet over 100,000 square feet	Application	Fee
SPR Conceptual: 300,001 sq ft - 500,000 sq ft	Conceptual review of a site plan application of more than 300,000 square feet and less than or equal to 500,000 square feet for compliance with City codes and standards	\$13,850 per application plus \$47 per 1,000 square feet over 300,000 square feet	Application	Fee

MASTER FEES AND CHARGES SCHEDULE

DEPARTMENT: DEVELOPMENT SERVICES				
Fee Name	Description	Fee	Per	Type
SITE PLAN REVIEW (SPR) FEES				
SPR Conceptual: 500,001 sq ft - 1,000,000 sq ft	Conceptual review of a site plan application of more than 500,000 square feet for compliance with City codes and standards	\$23,250 per application plus \$27 per 1,000 square feet over 500,000 square feet	Application	Fee
SPR Review (Planning Commission): 0 - 50,000 sq ft	Review of a site plan application by the Planning Commission up to 50,000 square feet for compliance with City codes and standards	9,755.00	Application	Fee
SPR Review (Planning Commission): 50,001 sq ft - 100,000 sq ft	Review of a site plan application by the Planning Commission of more than 50,000 square feet and less than or equal to 100,000 square feet for compliance with City codes and standards	\$9,755 per application plus \$66 per 1,000 square feet over 50,000 square feet	Application	Fee
SPR Review (Planning Commission): 100,001 sq ft - 300,000 sq ft	Review of a site plan application by the Planning Commission of more than 100,000 square feet and less than or equal to 300,000 square feet for compliance with City codes and standards	\$13,055 per application plus \$33 per 1,000 square feet over 100,000 square feet	Application	Fee
SPR Review (Planning Commission): 300,001 sq ft - 500,000 sq ft	Review of a site plan application by the Planning Commission of more than 300,000 square feet and less than or equal to 500,000 square feet for compliance with City codes and standards	\$19,655 per application plus \$52 per 1,000 square feet over 300,000 square feet	Application	Fee
SPR Review (Planning Commission): 500,001 sq ft - 1,000,000 sq ft	Review of a site plan application by the Planning Commission of more than 500,000 square feet for compliance with City codes and standards	\$30,055 per application plus \$58 per 1,000 square feet over 500,000 square feet	Application	Fee
SPR Staff: 5-12 Units/1,000 sq ft - 5,000 sq ft	Review of a site plan application by staff of 5-12 residential units or more than 1,000 commercial square feet and less than or equal to 5,000 square feet for compliance with City codes and standards	7,725.00	Application	Fee
SPR Staff: 13-25 Units/5,001 sq ft - 25,000 sq ft	Review of a site plan application by staff of 13-25 residential units or more than 5,000 commercial square feet and less than or equal to 25,000 square feet for compliance with City codes and standards	10,610	Application	Fee

MASTER FEES AND CHARGES SCHEDULE

DEPARTMENT: DEVELOPMENT SERVICES				
Fee Name	Description	Fee	Per	Type
SITE PLAN REVIEW (SPR) FEES				
SPR Staff: 25-49 Units/25,001 sq ft - 50,000 sq ft	Review of a site plan application by staff of 25-49 residential units or more than 25,000 commercial square feet and less than or equal to 50,000 square feet for compliance with City codes and standards	13,595	Application	Fee
SPR Comm Ministerial Review for ADU	Ministerial review of a site plan application for Accessory Dwelling Units (ADUs) for compliance with City codes and standards	990.00	Application	Fee
SPR Wireless -Major Modification	Review of a major modification of an existing wireless site for compliance with City codes and standards	6,310	Application	Fee
SPR Wireless -Minor Modification	Review of a minor modification of an existing wireless site for compliance with City codes and standards	3,010.00	Application	Fee
Wireless Telecom Historic Resource	Review of the historic resources related to a wireless application for compliance with City codes and standards	\$3,000 per application. This fee is in addition to other Historic Planning fees.	Application	Fee
SPR Pre-Application up to 1/2 Acre	Pre-application review of a site plan application of up to and including a half acre for compliance with City codes and standards	1,305.00	Application	Fee
SPR Conceptual - Voluntary	Conceptual review of a site plan application that is voluntary for compliance with City codes and standards	\$2,760 per application. Fee is credited to future SPR fees if conceptual fee is voluntary	Application	Fee
SPR Staff: Wing Wall/Facade/Misc	Review of a site plan application by staff of wing walls, facade remodels, or miscellaneous staff reviews for compliance with City codes and standards	610.00	Application	Fee
SPR Wireless -New Co-Location	Review of a wireless site plan application of a new co-location for compliance with City codes and standards	3,755.00	Application	Fee
SPR Staff: 1-4 Units/0-1,000 sq ft	Review of a site plan application by staff of 1-4 residential units or up to and equal to 1,000 commercial square feet for compliance with City codes and standards	1,985.00	Application	Fee
OTHER APPROVAL FEES				
MWELO Plan Review Performance Checklist - Residential/Commercial	Review of a Water Efficiency Landscape (MWELO) plan performance checklist for compliance with City codes and standards	580.00	Application	Fee

MASTER FEES AND CHARGES SCHEDULE

DEPARTMENT: DEVELOPMENT SERVICES				
Fee Name	Description	Fee	Per	Type
OTHER APPROVAL FEES				
Development Agreement Amendment	Review and processing of an amendment to an existing development agreement for a particular project	Deposit determined by staff (\$20,000 minimum) with charges at the fully allocated hourly rates for all staff involved plus any outside costs	Application	Fee
As-Plan Post Approval Review -Minor	Review of changes to a development project after approval but before building plan check submittal for compliance with City Codes and standards	4,055.00	Plan	Fee
As-Plan Post Approval Review -Major	Review of changes to a development project after approval but before building plan check submittal for compliance with City Codes and standards	10,320.00	Plan	Fee
Additional Plan Review	Additional plan review prior to scheduling of the hearing due to the actions of the applicant	2,100.00	Review	Fee
Zoning Administrator Interpretation	Review of a request for the Zoning Administrator to interpret a particular section of the City Zoning Code	1,030.00	Application	Fee
Business License Review - Home Occupancy	Review of the zoning of a home occupation business for compliance with City codes and standards	15.00	Application	Fee
Continuance - PC/CHC/Council	Review of an applicant-requested continuance for a Cultural Heritage Committee, Planning Commission, or City Council hearing	\$2,305 per application. Public Hearing Noticing fees are separate	Application	Fee
Administrative Adjustment	Review of an administrative adjustment from the City's zoning code	1,960	Application	Fee
Temporary Activating Use Permit	Permit to allow community-serving temporary uses on vacant lots	210.00	Application	Fee
Entitlement Conditions of Approval Compliance Review	Staff conducts site visits or any other additional work to ensure compliance with Conditions of Approval on entitlements	\$178.00 per hour	Hourly	Fee
Housing Project Covenant Recordation	To prepare and record covenants for housing project developed pursuant to Chapters 21.61, 21.67, and 21.68.			Fee

MASTER FEES AND CHARGES SCHEDULE

DEPARTMENT: DEVELOPMENT SERVICES				
Fee Name	Description	Fee	Per	Type
OTHER APPROVAL FEES				
Street Name Change	Review a request to change the name of a public City street for compliance with City codes and standards	Deposit determined by staff with charges at the full hourly rates for all staff involved plus any outside costs	Application	Fee
Classification of Use	Review of a request to classify a use not otherwise identified in the Zoning Code	7,320.00	Application	Fee
Administrative Land Use Permit	Review and documentation that special regulations for a proposed use have been met	210.00	Application	Fee
Park Use Permit	Review a request to establish a public park or community gardens on private property	5,590.00	Permit	Fee
Business License Zoning Approval	Review of the zoning of a business for compliance with City codes and standards	65.00	Application	Fee
Pay Phone Approval	Requests to install pay phones	\$155 for the first pay phone and \$52 for each additional pay phone submitted at the same time.	Phone	Fee
Development Agreement	Review and processing of a new development agreement for a particular project	Deposit determined by staff (\$36,000 minimum) with charges at the fully allocated hourly rates for all staff involved plus any outside costs	Agreement	Fee
Time Extension	Review of a proposed time extension for compliance with City codes and standards	430.00	Request	Fee
Time Extension, each subsequent	Review of a proposed time extension for compliance with City codes and standards	\$600 for first request plus \$1,450 for each additional request	Request	Fee
Continuance - Zoning Administrator	Review of an applicant-requested continuance for a Zoning Administrator hearing	\$390 per application. Public Hearing Noticing fees are separate.	Application	Fee

MASTER FEES AND CHARGES SCHEDULE

DEPARTMENT: DEVELOPMENT SERVICES				
Fee Name	Description	Fee	Per	Type
OTHER APPROVAL FEES				
Zoning Confirmation Letter	Providing a letter confirming the zoning of a particular parcel on request	280.00	Letter	Fee
Zoning Confirmation Letter with Additional Research	Providing a letter which requires additional research confirming the zoning of a particular parcel on request	855.00	Letter	Fee
Development Agreement Annual Review	Annual review of a development project for compliance with the terms of the development agreement	\$5,175 per review per year	Year	Fee
Planned Development District In Lieu Fee	An in lieu fee in an amount equivalent to the construction value of any public improvements required by the Planned Development District.	Construction value of required public improvements	Application	Fee
MWELO Plan Review Prescriptive Checklist - Residential (1-4 Units)	Review of a Water Efficiency Landscape (MWELO) plan prescriptive checklist for compliance with City codes and standards	75.00	Application	Fee
MWELO Plan Review Prescriptive Checklist - Commercial	Review of a Water Efficiency Landscape (MWELO) plan prescriptive checklist for compliance with City codes and standards	240.00	Application	Fee
Housing Project Title Report	Order and review title report(s) to ensure property owner/developer conforms to provisions of the City's inclusionary housing, enhanced density bonus, and Mell Act in lieu policies.	\$200 to obtain and review title report(s) plus the cost of each report	Application	Fee
Housing Project Covenant Recordation	Preparation and recording of covenants for housing project developed under Chapters 21.61, 21.67 and 21.68.	\$500 to prepare and record covenants plus the cost of recording	application	Fee
PLANNING PLAN CHECK FEES				
Zoning Plan Check with Valuation of \$0-\$750,000	Zoning review of Building construction plans for compliance with City codes and standards	0.3% of project valuation with a minimum fee of \$310	Plan Check	Fee
Zoning Plan Check with Valuation of \$750,001+	Zoning review of Building construction plans for compliance with City codes and standards	0.6% of project valuation, but no greater than 95% of the Building standard plan check fee	Plan Check	Fee
SUBDIVISION APPLICATION FEES				

MASTER FEES AND CHARGES SCHEDULE

DEPARTMENT: DEVELOPMENT SERVICES				
Fee Name	Description	Fee	Per	Type
SUBDIVISION APPLICATION FEES				
Tentative Parcel Map -Planning Commission	Review of a tentative map of up to 4 lots for compliance with City codes and standards and the Subdivision Map Act	9,700.00	Application	Fee
Parcel Map Waiver	Review of a waiver of the need for a parcel for compliance with City codes and standards and the Subdivision Map Act	1,295.00	Application	Fee
Tentative Tract Map: 5-20 Lots	Review of a tentative map of 5 or more lots for compliance with City codes and standards and the Subdivision Map Act	11,500.00	Application	Fee
Tentative Tract Map: 21-40 Lots	Review of a tentative map of 5 or more lots for compliance with City codes and standards and the Subdivision Map Act	\$16,765 plus \$102 per lot over 20 lots	Application	Fee
Tentative Tract Map: 41-80 Lots	Review of a tentative map of 5 or more lots for compliance with City codes and standards and the Subdivision Map Act	\$18,805 plus \$99 per lot over 40 lots	Application	Fee
Tentative Tract Map: 81-120 Lots	Review of a tentative map of 5 or more lots for compliance with City codes and standards and the Subdivision Map Act	\$22,765 plus \$181 per lot over 80 lots	Application	Fee
Tentative Tract Map: 120+ Lots	Review of a tentative map of 5 or more lots for compliance with City codes and standards and the Subdivision Map Act	\$30,005 plus \$125 per lot over 120 lots	Application	Fee
Condominium Tentative Map: 13-25 Units	Review of a new condominium or condominium conversion tentative map for compliance with City codes and standards and the Subdivision Map Act	17,690.00	Application	Fee
Condominium Tentative Map: 26+ Units	Review of a new condominium or condominium conversion tentative map for compliance with City codes and standards and the Subdivision Map Act	\$17,690 plus \$112 per unit over 25 units	Application	Fee
Lot Merger - Administrative	Review of a merger of two lots into one lot by staff for compliance with City codes and standards and the Subdivision Map Act	1,710.00	Application	Fee
Condominium Conversion	Review of a conversion of an apartment or hotel to a condominium for compliance with City codes and standards	\$12,670 per application plus \$355 per unit. This fee is in addition to Map fees.	Application	Fee

MASTER FEES AND CHARGES SCHEDULE

DEPARTMENT: DEVELOPMENT SERVICES				
Fee Name	Description	Fee	Per	Type
SUBDIVISION APPLICATION FEES				
Condo Conversion Exemption	Review of an exemption of a conversion of an apartment or hotel to a condominium for compliance with City codes and standards and the Subdivision Map Act	1,945.00	Application	Fee
Condominium Tentative Map: 2-12 Units	Review of a new condominium or condominium conversion tentative map for compliance with City codes and standards and the Subdivision Map Act	15,245.00	Application	Fee
Tentative Parcel Map -Zoning Administrator	Review of a tentative map of up to 4 lots for compliance with City codes and standards and the Subdivision Map Act	4,420.00	Application	Fee
Vesting Tentative Map	Review of a tentative map of up to 4 lots for compliance with City codes and standards and the Subdivision Map Act	Additional \$1,010 per application	Application	Fee
Final Map Review	Review of a final map for compliance with City codes and standards and the Subdivision Map Act	\$1,740 per application plus \$30 per lot/unit	Application	Fee
Lot Merger- Zoning Administrator	Review of a merger of two lots into one lot by the Zoning Administrator for compliance with City codes and standards and the Subdivision Map Act	1,515.00	Application	Fee
Lot Line Adjustment	Review of an adjustment of the lot line between two lots for compliance with City codes and standards and the Subdivision Map Act	5,050.00	Application	Fee
Certificate of Compliance - Standalone	Issuance of Certificate of Compliance	\$1,710 and county recording fee.	Application	Fee
ZONING AMENDMENT FEES				
Zoning Amendment/Map Change (includes changes to PDs)	Processing of changes to zoning designation or map modification	15,265.00	Application	Fee
GENERAL PLAN AMENDMENT FEES				
General Plan Conformity Certification - Other	Review of a general plan conformity certification for applications other than an alley vacation for compliance with City codes and standards	6,480.00	Application	Fee
General Plan Amendment -Text	Review of proposed changes to the General Plan zoning text designation for compliance with City codes and standards	19,825.00	Application	Fee

MASTER FEES AND CHARGES SCHEDULE

DEPARTMENT: DEVELOPMENT SERVICES				
Fee Name	Description	Fee	Per	Type
GENERAL PLAN AMENDMENT FEES				
Zone Text Amendment	Review of proposed changes to the zoning text designation for compliance with City codes and standards	19,825	Application	Fee
General Plan Amendment -Map	Review of proposed changes to the General Plan zoning map designation for compliance with City codes and standards	15,265.00	Application	Fee
General Plan Conformity Certification - Alley Vacation	Review of a general plan conformity certification for an alley vacation for compliance with City codes and standards	3,450.00	Application	Fee
APPEAL FEES				
Appeal to Planning Commission of 100% Affordable Housing Project	Review and processing of an appeal of a decision to the Planning Commission	4,820.00	Appeal	Fee
Appeal to City Council of 100% Affordable Housing Project	Review and processing of an appeal of a Planning Commission decision to the City Council	4,735.00	Appeal	Fee
Appeal to City Council by Applicant	Review and processing of an appeal of a Planning Commission decision to the City Council	4,735.00	Appeal	Fee
Appeal to City Council by Third Party	Review and processing of an appeal of a Planning Commission decision to the City Council	400.00	Appeal	Fee
Appeal to Planning Commission by Applicant	Review and processing of an appeal of a decision to the Planning Commission	4,820.00	Appeal	Fee
Appeal to Planning Commission by Third Party	Review and processing of an appeal of a decision to the Planning Commission	400.00	Appeal	Fee
DDED Noise Study Exemption Appeal	Review of an appeal of an exemption decision from providing a Noise Study for a project	1,190.00	Appeal	Fee
CERTIFICATE OF APPROPRIATENESS (COA)				
COA: Cultural Heritage Committee (CHC) Review (>250 sq ft or Visible) - Other	Cultureal Heritage Committee review of a Certificate of Appropriateness for construction of more than 250 square feet or visible from street for compliance with City codes and standards	3,325.00	Application	Fee
COA Appeal of Staff Decision to Cultural Heritage Commission by Third Party	Appeal of a Certificate of Appropriateness staff decision to the Cultural Heritage Committee	1,000.00	Appeal	Fee
COA Appeal of Staff Decision of a 100% Affordable Housing Project	Appeal of a Certificate of Appropriateness staff decision of a 100% Affordable Housing Project	1,500.00	Appeal	Fee

MASTER FEES AND CHARGES SCHEDULE

DEPARTMENT: DEVELOPMENT SERVICES				
Fee Name	Description	Fee	Per	Type
CERTIFICATE OF APPROPRIATENESS (COA)				
COA: Signs, Utilities, and Other Minor Exterior Features	Review of a Certificate of Appropriateness for signs, utilities, and other minor exterior features for compliance with City codes and standards	78.00	Application	Fee
COA Pre-application Review Fee	Pre-application review fee for a Certificate of Appropriateness (COA). The cost of this fee will be credited to the COA when an application is submitted.	500.00	Application	Fee
COA: Windows, Doors, and Other Exterior Materials (Single Family and up to 4 DU's)	Review of a Certificate of Appropriateness for windows and doors for single family residences and multi-family residences up to four dwelling units for compliance with City codes and standards	500.00	Application	Fee
COA: Accessory Structures	Certificate of Appropriateness for Accessory Structures, including but not limited to: garages and work/storage sheds	690.00	Application	Fee
COA: Windows & Doors (Multiple Family and Non-Residential)	Review of a Certificate of Appropriateness for windows and doors for multi-family residences over four dwelling units commercial buildings for compliance with City codes and standards.	880.00	Application	Fee
COA: Staff Review (<250 sq ft)	Staff review of a Certificate of Appropriateness for construction of less than 250 square feet for compliance with City codes and standards	1,240.00	Application	Fee
COA: Cultural Heritage Committee (CHC) Review (>250 sq ft or Visible) for Accessory Dwelling Units	Cultural Heritage Committee review of a Certificate of Appropriateness for construction of more than 250 square feet or visible from street for compliance with City codes and standards	1,240.00	Application	Fee
COA Demolition	Review of a Certificate of Appropriateness for demolition work for compliance with City codes and standards	7,070.00	Application	Fee
COA Time Extension	Review of a Certificate of Appropriateness for a time extension for compliance with City codes and standards	470.00	Application	Fee
COA Time Extension, each subsequent	Each subsequent time extension of COA	680.00	Application	Fee
COA Minor Revision	Review of a Certificate of Appropriateness for a minor revision for compliance with City codes and standards	50% of the original fee, but no less than \$70.	Request	Fee
COA Major Revision	Review of a Certificate of Appropriateness for a major revision for compliance with City codes and standards	50% of the original fee, but no less than \$90	Application	Fee

MASTER FEES AND CHARGES SCHEDULE

DEPARTMENT: DEVELOPMENT SERVICES				
Fee Name	Description	Fee	Per	Type
CERTIFICATE OF APPROPRIATENESS (COA)				
Unauthorized Work Without COA	Work done to a historic site, without approved COA	Twice the cost of the original COA fee.	Violation	Penalty
COA Appeal of Staff Decision to CHC by Applicant	Appeal of a Certificate of Appropriateness staff decision to the Cultural Heritage Committee	1,500.00	Appeal	Fee
MILLS ACT				
Mills Act Inspection -Non-Compliance Properties	Inspection of a Mills Act historic building for compliance with State codes and standards	1,000.00	Site	Fee
Landmark Amendment	Review of a proposed amendment to an existing landmark designation for compliance with State codes and standards	2,500.00	Application	Fee
Landmark Recision	Review of a proposed recision to an existing landmark designation for compliance with State codes and standards	13,760.00	Application	Fee
Mills Act Pre-Application	Review of a pre-application for a Mills Act historic building application	220.00	Application	Fee
Mills Act Application	Review of a Mills Act historic building application for compliance with State codes and standards	2,500.00	Application	Fee
Mills Act/Landmark Combo	Combined processing of Mills Act and Historic Landmark Designation Applications	100% of the largest fee and 50% of other fees	Application	Fee
Mills Act Inspection Fee - Compliant Properties	Annual inspection of a Mills Act property - Compliant Properties	No charge	Site	Fee
Landmark Designation	Review of a landmark designation for compliance with State codes and standards	1,410.00	Application	Fee
OTHER HISTORIC PRESERVATION FEES				
Appeal of CHC Decision to Planning Commission by Third Party	Appeal of a Cultural Heritage Committee decision to the Planning Commission	1,000.00	Appeal	Fee
Appeal of CHC Decision to Planning Commission by Applicant	Appeal of a Cultural Heritage Committee decision to the Planning Commission	5,675.00	Appeal	Fee
Appeal of CHC Decision of a 100% Affordable Housing Project	Appeal of a Cultural Heritage Committee decision of a 100% Affordable Housing Project	\$5,675.00	Appeal	Fee

MASTER FEES AND CHARGES SCHEDULE

DEPARTMENT: DEVELOPMENT SERVICES				
Fee Name	Description	Fee	Per	Type
OTHER HISTORIC PRESERVATION FEES				
Historic District Request	Review of a request for a new historic district for compliance with State codes and standards	Actual Consultant cost plus 50% for administration/ review	Application	Fee
CHC Continuance	Processing an applicant-requested continuance to a date uncertain for a Cultural Heritage Committee hearing	821.00	Application	Fee
MAILED PUBLIC HEARING NOTICING FEES				
Mailed Notice for Public Hearing -- 300' Radius	Mailed notices pursuant to Long Beach Municipal Code Section 21.21.302(B)(4)	\$410.00	Notice	Fee
Mailed Notice for Public Hearing -- 500' Radius	Mailed notices pursuant to Long Beach Municipal Code Section 21.21.302(B)(4)	\$645.00	Notice	Fee
Mailed Notice for Public Hearing -- 750' or greater radius	Mailed notices pursuant to Long Beach Municipal Code Section 21.21.302(B)(4)	\$950.00	Notice	Fee
BUILDING				
LOW IMPACT DEVELOPMENT FEES				
Offsite Runoff Mitigation Fee	Project that does not demonstrate compliance with LID standards shall pay a fee to the city to construct or apply towards the construction of an offsite mitigation project.	\$3 per square foot	square foot	Fee
PLAN CHECK FEES				
BUILDING PLAN CHECK				
Standard Plan Check	75% of Building Permit fee, but not less than \$105.	75% of Building Permit fee, but not less than \$105.	Plan Check	Fee
Additional Building Plan Check for National Pollutant Discharge Elimination System (NPDES)	75% of NPDES permit fee	75% of NPDES permit fee	Plan check	Fee
Additional Building Plan Check for Flood Regulation	Plan review for all construction or work required to comply with the Flood regulations.	190.00	Plan Check	Fee
Additional Building Plan Check for Title 24 Accessibility	10% of the Building Plan Check fee	10% of the Building Plan Check fee	Plan check	Fee
Additional Building Plan Check for Title 24 Energy	10% of the Building Plan Check fee	10% of the Building Plan Check fee	Plan check	Fee

MASTER FEES AND CHARGES SCHEDULE

DEPARTMENT: DEVELOPMENT SERVICES				
Fee Name	Description	Fee	Per	Type
PLAN CHECK FEES				
Additional Plan Check for Geologic/Soils Report Review	115% of consultant costs billed to the City or \$265 per hour if reviewed by City staff	115% of consultant costs billed to the City or \$265 per hour if reviewed by City staff	Report	Fee
Combination Plan Check	75% of Building Permit fee, but not less than \$105	75% of Building Permit fee, but not less than \$105.	Plan Check	Fee
Monument/Pole Sign Plan Check	Plan check for a monument or pole sign	235.00	Plan	Fee
Grading Plan Check	75% of Grading Permit fee	75% of Grading Permit fee	Plan check	Fee
Sign Plan Check	\$115 plus 100% of Zoning Sign Permit fee.	\$115 plus 100% of Zoning fee.	Plan	Fee
Combination Sign Plan Check	75% of Sign Permit fees, but not less than \$100 plus 100% of Zoning Sign Permit fee.	75% of Sign Permit fees, but not less than \$100 plus 100% of Zoning Sign Permit fee.	Sign Permit Plan Check	Fee
ELECTRICAL PLAN CHECK				
Additional Electrical Plan Check for Title 24 Energy	Additional electrical plan check for Title 24 Energy	\$0.0224 per square foot, but not less than \$100	Plan Check	Fee
Electrical Plan Check Minimum Fee	Plan review of electrical work	100% of the Electrical Permit fee, but not less than \$200	Plan Check	Fee
FIRE PLAN CHECK				
Fire Sprinkler Plan Review: 251-500 Heads	Plan review of fire sprinkler systems for compliance with State Fire Codes	1,575.00	Plan	Fee
Fire Sprinkler Plan Review: 501-1,000 Heads	Plan review of fire sprinkler systems for compliance with State Fire Codes	2,025.00	Plan	Fee
Fire Sprinkler Plan Review: 1,000+ Heads	Plan review of fire sprinkler systems for compliance with State Fire Codes	3,375.00	Plan	Fee
Fire Standpipe Plan Review - Standalone	Plan review of fire standpipe systems for compliance with State Fire Codes	\$675 per Standpipe	Standpipe	Fee

MASTER FEES AND CHARGES SCHEDULE

DEPARTMENT: DEVELOPMENT SERVICES				
Fee Name	Description	Fee	Per	Type
PLAN CHECK FEES				
Fire Pump Plan Review - Standalone	Plan review of fire sprinkler pumps for compliance with State Fire Codes	675.00	Plan	Fee
Underground Piping Plan Review with a Sprinkler System Plan	Plan review of fire sprinkler underground piping systems for compliance with State Fire Codes	450.00	Plan	Fee
Underground Piping Plan Review - Standalone	Plan review of fire sprinkler underground piping systems for compliance with State Fire Codes	675.00	Plan	Fee
Fire Alarm Plan Review: 11-50 Devices	Plan review of fire alarm systems for compliance with State Fire Codes	900.00	Plan	Fee
Fire Alarm Plan Review: 51-200 Devices	Plan review of fire alarm systems for compliance with State Fire Codes	1,575.00	Plan	Fee
Fire Alarm Plan Review: 201-500 Devices	Plan review of fire alarm systems for compliance with State Fire Codes	2,250.00	Plan	Fee
Fire Alarm Plan Review: 500+ Devices	Plan review of fire alarm systems for compliance with State Fire Codes	3,600.00	Plan	Fee
Fire Life Safety Plan Review (Project Valuation: \$2,001-\$20,000)	Fire life safety plan review of new and tenant improvement construction for compliance with State Fire Codes	\$100 plus \$13.89 per each add'l \$1,000 over \$2,000	Plan	Fee
Fire Life Safety Plan Review (Project Valuation: \$20,001-\$50,000)	Fire life safety plan review of new and tenant improvement construction for compliance with State Fire Codes	\$350 plus \$7.90 per each add'l \$1,000 over \$20,000	Plan	Fee
Fire Life Safety Plan Review (Project Valuation: \$50,001-\$100,000)	Fire life safety plan review of new and tenant improvement construction for compliance with State Fire Codes	\$587 plus \$3.12 per each add'l \$1,000 over \$50,000	Plan	Fee
Fire Life Safety Plan Review (Project Valuation: \$100,001-\$500,000)	Fire life safety plan review of new and tenant improvement construction for compliance with State Fire Codes	\$743 plus \$2.25 per each add'l \$1,000 over \$100,000	Plan	Fee
Fire Life Safety Plan Review (Project Valuation: \$500,001-\$1,000,000)	Fire life safety plan review of new and tenant improvement construction for compliance with State Fire Codes	\$1,643 plus \$3.28 per each add'l \$1,000 over \$500,000	Plan	Fee
Fire Life Safety Plan Review (Project Valuation: \$1,000,001+)	Fire life safety plan review of new and tenant improvement construction for compliance with State Fire Codes	\$3,285 plus \$1.64 per each add'l \$1,000 over \$1,000,000	Plan	Fee
Fire Hood System Plan Review	Plan review of fire hood systems for compliance with State Fire Codes	450.00 per Hood	Hood	Fee
Fire Life Safety Plan Review (Project Valuation: \$0-\$2,000)	Fire life safety plan review of new and tenant improvement construction for compliance with State Fire Codes	100.00	Plan	Fee

MASTER FEES AND CHARGES SCHEDULE

DEPARTMENT: DEVELOPMENT SERVICES				
Fee Name	Description	Fee	Per	Type
PLAN CHECK FEES				
Fire Sprinkler Review: 51-250 Heads	Plan review of fire sprinkler systems for compliance with State Fire Codes	1,350.00	Plan	Fee
Fire Sprinkler Plan Review: 1-50 Heads	Plan review of fire sprinkler systems for compliance with State Fire Codes	790.00	Plan	Fee
Fire Standpipe Plan Review with a Sprinkler System Plan	Plan review of fire standpipe systems for compliance with State Fire Codes	\$225 per Standpipe	Standpipe	Fee
Fire Pump Plan Review with a Sprinkler System Plan	Plan review of fire sprinkler pumps for compliance with State Fire Codes	450.00	Plan	Fee
Fire Alarm Plan Review: 1-10 Devices	Plan review of fire alarm systems for compliance with State Fire Codes	790.00	Plan	Fee
Fire Suppression System Plan Review	Plan review of fire suppression systems for compliance with State Fire Codes	1,125.00	Plan	Fee
Fire Department Emergency Access and Building Emergency Egress Plan Check	Fire Department Emergency Access and Building Emergency Egress Plan Check	85% of Permit fee	Application	Fee
High Piled Storage Plan Check	High Piled Storage Plan Check	85% of Permit fee	Application	Fee
Hazardous Materials Plan Check, when not in "H" Occupancies.	Hazardous Materials Plan Check, when not in "H" Occupancies.	85% of Permit fee	Application	Fee
Flammable Liquids and Other Hazardous Materials Storage, Handling and Mixing Rooms or Buildings Classified as H-1 or H-2 Occupancies Plan Check	Engineers/Contractors/Owners pay for the Plan Check of fire and life safety compliance.	85% of Permit fee	Application	Fee
Gases and Liquefied Gas Systems - 120 to 6,000 cubic feet capacity Plan Check	Engineers/Contractors/Owners pay for the review of plans for fire and life safety compliance.	85% of Permit fee	Application	Fee
Gases and Liquefied Gas Systems - 6,001 to 12,000 cubic feet capacity Plan Check	Engineers/Contractors/Owners pay for the review of plans for fire and life safety compliance.	85% of Permit fee	Application	Fee
Gases and Liquefied Gas Systems - over 12,000 cubic feet capacity Plan Check	Engineers/Contractors/Owners pay for the review of plans for fire and life safety compliance.	85% of Permit fee	Application	Fee
PLUMBING PLAN CHECK				

MASTER FEES AND CHARGES SCHEDULE

DEPARTMENT: DEVELOPMENT SERVICES				
Fee Name	Description	Fee	Per	Type
PLAN CHECK FEES				
Plumbing Plan Check	Plan review of plumbing work	100% of the Plumbing Permit fee, but not less than \$200.	Plan Check	Fee
Potable water systems where the building supply is 1 1/2 inches through 2 inches	In addition to the plumbing plan check minimum fee, any of the following work below will require additional plan check fee:	52.00	Each	Fee
Potable water systems where the building supply is 2 1/2 inches through 4 inches	In addition to the plumbing plan check minimum fee, any of the following work below will require additional plan check fee:	71.00	Each	Fee
Potable water systems where the building supply is 5 inches and over	In addition to the plumbing plan check minimum fee, any of the following work below will require additional plan check fee:	120.00	Each	Fee
Fuel gas (piping system) 2 inches	In addition to the plumbing plan check minimum fee, any of the following work below will require additional plan check fee:	32.00	Each	Fee
Fuel gas (piping system) 2 1/2 inches through 4 inches	In addition to the plumbing plan check minimum fee, any of the following work below will require additional plan check fee:	71.00	Each	Fee
Fuel gas (piping system) 5 inches and over	In addition to the plumbing plan check minimum fee, any of the following work below will require additional plan check fee:	122.00	Each	Fee
Combination waste and vent systems, each system	In addition to the plumbing plan check minimum fee, any of the following work below will require additional plan check fee:	62.00	Each	Fee
Sumps (automatic sewage ejectors): each system	In addition to the plumbing plan check minimum fee, any of the following work below will require additional plan check fee:	62.00	Each	Fee
Industrial liquid waste and waste water systems as defined in sections 15.04.160 and 15.04.340 of the Municipal Code	In addition to the plumbing plan check minimum fee, any of the following work below will require additional plan check fee:	62.00	Each	Fee
Wet standpipe systems supplied from the potable building water piping	In addition to the plumbing plan check minimum fee, any of the following work below will require additional plan check fee:	81.00	Each	Fee
Medium Pressure Gas Piping Systems: Per Building	In addition to the plumbing plan check minimum fee, any of the following work below will require additional plan check fee:	62.00	Each	Fee
Medium Pressure Gas: Yard Piping Only	In addition to the plumbing plan check minimum fee, any of the following work below will require additional plan check fee:	62.00	Each	Fee

MASTER FEES AND CHARGES SCHEDULE

DEPARTMENT: DEVELOPMENT SERVICES				
Fee Name	Description	Fee	Per	Type
PLAN CHECK FEES				
For fixtures required to comply with California state regulations for disabled access	In addition to the plumbing plan check, any of the following work below will require additional plan check fee:	\$10 per fixture, but not less than \$100	Fixture	Fee
MECHANICAL PLAN CHECK				
Mechanical Plan Check Minimum Fee	Plan review of mechanical work	100% of the Mechanical Permit fee, but not less than \$200	Plan Check	Fee
Additional Mechanical Plan Check for Title 24 Energy	For any installation required to comply with the rules and regulations of the California state energy resources conservation and development commission	\$0.05816 per square foot, but not less than \$100	Plan Check	Fee
OTHER PLAN CHECK				
Expedited Plan Check	Plan check reviewed in half the time of Standard service - cutting the plan check turnaround time by 50%.	Double the Standard Plan Check fee or the Standard Plan Check fee plus \$244,000, whichever is less.	Plan Check	Fee
Miscellaneous Plan Check	Plan review not otherwise classified	\$255 per hour	Plan Check	Fee
Plan Rechecking	Plans that have been checked and are subsequently so revised as to necessitate rechecking	50% of the Building Permit fee, but not less than \$265	Plan Check	Fee
Cannibas Consultation	Pre-plan check consultation to assist applicant with providing application materials	255.00	Application	Fee
PERMIT FEES				
Monument/Pole Sign Permit	Permit fee for monument or pole sign	100% of Building Permit fee	Permit	Fee
Strong-Motion Instrumentation & Seismic Hazard Mapping Fee (1 to 3 Story Residential)	State mandated fee applied to each Building Permit application. Fee amount is based on valuation.	\$0.13 per each \$1,000 of valuation or fraction thereof with a minimum of \$0.50	Application	Fee

MASTER FEES AND CHARGES SCHEDULE

DEPARTMENT: DEVELOPMENT SERVICES				
Fee Name	Description	Fee	Per	Type
PERMIT FEES				
Strong-Motion Instrumentation & Seismic Hazard Mapping Fee (Over 3 Story Residential and all Commercial)	State mandated fee applied to each Building Permit application. Fee amount is based on valuation.	\$0.28 per each \$1,000 of valuation or fraction thereof with a minimum of \$0.50	Application	Fee
Green Building Standards Fee	State mandated fee applied to each Building Permit application. Fee amount determined by valuation.	\$1 for every \$25,000 of valuation with appropriate fractions thereof, but not less than \$1	Application	Fee
Building Permit (up to \$500)	For total construction valuation up to \$500	84.00	Permit	Fee
Building Permit (\$501 to \$2,000)	For total construction valuation between \$501 to \$2,000	\$84 for the first \$500 plus \$2.68 for each additional \$100 or fraction thereof to and including \$2,000	Permit	Fee
Building Permit (\$2,001 to \$20,000)	For total construction valuation between \$2001 to \$20,000	\$124.20 for the first \$2,000 plus \$13.54 for each additional \$1,000 or fraction thereof to and including \$20,000	Permit	Fee
Building Permit (\$20,001 to \$50,000)	For total construction valuation between \$20,001 to \$50,000	\$367.92 for the first \$20,000 plus \$9.59 for each additional \$1,000 or fraction thereof to and including \$50,000	Permit	Fee

MASTER FEES AND CHARGES SCHEDULE

DEPARTMENT: DEVELOPMENT SERVICES				
Fee Name	Description	Fee	Per	Type
PERMIT FEES				
Building Permit (\$50,001 to \$100,000)	For total construction valuation between \$50,001 to \$100,000	\$655.62 for the first \$50,000 plus \$7.97 for each additional \$1,000 or fraction thereof to and including \$100,000	Permit	Fee
Building Permit (\$100,001 to \$1,000,000)	For total construction valuation \$100,001 to \$1,000,000	\$1,054.12 for the first \$100,000 plus \$4.86 for each additional \$1,000 or fraction thereof to and including \$1,000,000	Permit	Fee
Building Permit (\$1,000,001 and up)	For total construction valuation \$1,000,001 and up	\$5,428 for the first \$1,000,000 plus \$4.86 for each additional \$1,000 or fraction thereof	Permit	Fee
Combination Building Permit	Permit fee for building or structure of a Group R, Division 3 or Group U-1 occupancy, or additions or alterations thereto, which includes all building, electrical, plumbing, heating, ventilating, and air conditioning work	150% of Building Permit fee, but not less than \$140	Permit	Fee
Additional Building Permit for National Pollutant Discharge Elimination System (NPDES)	Permit fee for projects regulated under chapter 18.95 of this code	\$1.73 for each \$1,000, or fraction thereof, of construction valuation	Permit	Fee
Additional Building Permit for Title 24 Accessibility	Permit fee for all construction or work required to comply with Title 24, Part 2, of the CCR, Section 101.17, et seq., the state's disabled access and adaptability requirements	10% of the Building Permit fee	Permit	Fee
Grading Permit (50 cy or less)	For 50 cubic yards or less	84.00	Permit	Fee
Grading Permit (51 cy to 100 cy)	For 51 to 100 cubic yards	168.00	Permit	Fee

MASTER FEES AND CHARGES SCHEDULE

DEPARTMENT: DEVELOPMENT SERVICES				
Fee Name	Description	Fee	Per	Type
PERMIT FEES				
Grading Permit (101 cy to 1,000 cy)	For 101 to 1,000 cubic yards	\$168.00 for the first 100 cubic yards, plus \$52 for each additional 100 cubic yards or fraction thereof	Permit	Fee
Grading Permit (1,001 cy to 10,000 cy)	For 1,001 to 10,000 cubic yards	\$636 for the first 1,000 cubic yards, plus \$100 for each additional 1,000 cubic yards or fraction thereof	Permit	Fee
Grading Permit (10,001 cy to 100,000 cy)	For 10,001 to 100,000 cubic yards	\$1,536 for the first 10,000 cubic yards, plus \$205 for each additional 10,000 cubic yards or fraction thereof	Permit	Fee
Grading Permit (100,001 cy or more)	For 100,001 cubic yards or more	\$3,381 for the first 100,000 cubic yards, plus \$54 for each additional 10,000 cubic yards or fraction thereof	Permit	Fee
Sign Permit	Permit fee for sign and sign support structure	100% of Building Permit fee	Permit	Fee
Combination Sign Permit	Permit fee for sign and sign support structure which include circuits or electrical components	125% of the Sign Permit fee	Permit	Fee
Expired Permit	Renewing an expired permit	50% of a new Permit fee, but not less than \$92	Permit	Fee
Structural Observation Report Verification	Verify that all structural observation reports have been received prior to the issuance of a certificate of occupancy	\$127 to verify that all reports have been received	Permit	Fee
MOVING BUILDING PERMIT FEE				

MASTER FEES AND CHARGES SCHEDULE

DEPARTMENT: DEVELOPMENT SERVICES				
Fee Name	Description	Fee	Per	Type
PERMIT FEES				
Structure or house (to within)	Moving building or structure within the city	\$1,745 posting and examination and \$312 permit fee	Permit	Fee
Structure or house (through or to without)	Moving building or structure through or to without the city	\$314 permit fee	Permit	Fee
FIRE PERMIT FEES				
Fire Hood System Inspection	Inspection of the installation of fire hood systems for compliance with State Fire Codes	\$705 per Hood	Hood	Fee
Fire Pump Inspection - Standalone	Inspection of the installation of fire sprinkler pumps for compliance with State Fire Codes	940.00	Permit	Fee
Fire Alarm Inspection: 11-50 Devices	Inspection of the installation of fire alarm systems for compliance with State Fire Codes	1,175.00	Permit	Fee
Fire Alarm Inspection: 51-200 Devices	Inspection of the installation of fire alarm systems for compliance with State Fire Codes	1,955.00	Permit	Fee
Fire Alarm Inspection: 201-500 Devices	Inspection of the installation of fire alarm systems for compliance with State Fire Codes	2,660.00	Permit	Fee
Fire Alarm Inspection: 500+ Devices	Inspection of the installation of fire alarm systems for compliance with State Fire Codes	3,440.00	Permit	Fee
Fire Standpipe Inspection - Standalone	Inspection of the installation of fire standpipe systems for compliance with State Fire Codes	\$1,410 per Standpipe	Standpipe	Fee
Fire Sprinkler Inspection: 251-500 Heads	Inspection of the installation of fire sprinkler systems for compliance with State Fire Codes	1,565.00	Permit	Fee
Fire Sprinkler Inspection: 501-1,000 Heads	Inspection of the installation of fire sprinkler systems for compliance with State Fire Codes	2,190.00	Permit	Fee
Fire Sprinkler Inspection: 1000+ Heads	Inspection of the installation of fire sprinkler systems for compliance with State Fire Codes	2,970.00	Permit	Fee
Fire Life Safety Inspection (Project Valuation: \$0-\$2,000)	Fire life safety inspection of construction for compliance with State Fire Codes	100.00	Permit	Fee
Fire Life Safety Inspection (Project Valuation: \$2,001-\$20,000)	Fire life safety inspection of construction for compliance with State Fire Codes	\$100 plus \$7.50 per each add'l \$1,000 over \$2,000	Permit	Fee
Fire Life Safety Inspection (Project Valuation: \$20,001-\$50,000)	Fire life safety inspection of construction for compliance with State Fire Codes	\$235 plus \$8.17 per each add'l \$1,000 over \$20,000	Permit	Fee
Fire Life Safety Inspection (Project Valuation: \$50,001-\$100,000)	Fire life safety inspection of construction for compliance with State Fire Codes	\$480 plus \$5.26 per each add'l \$1,000 over \$50,000	Permit	Fee

MASTER FEES AND CHARGES SCHEDULE

DEPARTMENT: DEVELOPMENT SERVICES				
Fee Name	Description	Fee	Per	Type
PERMIT FEES				
Fire Life Safety Inspection (Project Valuation: \$100,001-\$500,000)	Fire life safety inspection of construction for compliance with State Fire Codes	\$743 plus \$2.25 per each add'l \$1,000 over \$100,000	Permit	Fee
Fire Life Safety Inspection (Project Valuation: \$500,001+)	Fire life safety inspection of construction for compliance with State Fire Codes	\$1,642 plus \$3.29 per each add'l \$1,000 over \$500,000	Permit	Fee
Fire Sprinkler Inspection: 51-250 Heads	Inspection of the installation of fire sprinkler systems for compliance with State Fire Codes	1,175.00	Permit	Fee
Fire Sprinkler Inspection: 1-50 Heads	Inspection of the installation of fire sprinkler systems for compliance with State Fire Codes	780.00	Permit	Fee
Underground Piping Inspection	Inspection of the installation of fire sprinkler underground piping systems for compliance with State Fire Codes	940.00	Permit	Fee
Fire Standpipe Inspection with a Sprinkler System Permit	Inspection of the installation of fire standpipe systems for compliance with State Fire Codes	\$1,250 per Standpipe	Standpipe	Fee
Fire Pumps Inspection with a Sprinkler System Plan	Inspection of the installation of fire sprinkler pumps for compliance with State Fire Codes	1,095.00	Permit	Fee
Fire Alarm Inspection: 1-10 Devices	Inspection of the installation of fire alarm systems for compliance with State Fire Codes	780.00	Permit	Fee
Fire Suppression System Inspection	Inspection of the installation of fire suppression systems for compliance with State Fire Codes	940.00	Permit	Fee
Fire Department Emergency Access and Building Emergency Egress Permit	Fire Department Emergency Access and Building Emergency Egress Permit	\$346.00	Application	Fee
High Piled Storage Inspection	High Piled Storage Inspection	\$310.00	Application	Fee
Hazardous Materials Inspection, when not in "H" Occupancies.	Hazardous Materials Inspection, when not in "H" Occupancies.	\$414.00	Application	Fee
Flammable Liquids and Other Hazardous Materials Storage, Handling and Mixing Rooms or Buildings Classified as H-1 or H-2 Occupancies Permit	Engineers/Contractors/Owners pay for the inspection of fire and life safety compliance.	\$414.00	Application	Fee
Gases and Liquefied Gas Systems - 120 to 6,000 cubic feet capacity Permit	Engineers/Contractors/Owners pay for the inspection of fire and life safety compliance.	282.00	Application	Fee
Gases and Liquefied Gas Systems - 6,001 to 12,000 cubic feet capacity Permit	Engineers/Contractors/Owners pay for the inspection of fire and life safety compliance.	301.00	Application	Fee

MASTER FEES AND CHARGES SCHEDULE

DEPARTMENT: DEVELOPMENT SERVICES				
Fee Name	Description	Fee	Per	Type
PERMIT FEES				
Gases and Liquefied Gas Systems - over 12,000 cubic feet capacity Permit	Engineers/Contractors/Owners pay for the inspection of fire and life safety compliance.	\$358.00	Application	Fee
SPECIAL SERVICES AND INSPECTION FEES				
Construction & Demolition Debris Recycling Administrative Fee-Commercial/Industrial	Processing of Construction and Demolition Debris Recycling application	415.00	Application	Fee
Oil or Gas Well Re-Abandonment	Request for an inspection of oil or gas well re-abandonment	\$1,565 per inspection to re-abandon an oil or gas well	Inspection	Fee
Underground Gas Membrane Inspection-Single Family Residential	Inspection of the installation of an underground gas membrane for compliance with City codes and standards	485.00	Permit	Fee
Underground Gas Membrane Inspection-Multi Family/Commercial Category I	Inspection of the installation of an underground gas membrane for compliance with City codes and standards	1,835.00	Permit	Fee
Aboveground Gas Venting Inspection	Inspection of the installation of a new gas venting system for compliance with City codes and standards	\$215 per permit plus \$160 per vent	Permit	Fee
Final Mitigation System Inspection	Final inspection of the installation of an oil or gas mitigation system for compliance with City codes and standards	595.00	Permit	Fee
Methane Near Construction Inspection	Inspection of construction near existing methane for compliance with City codes and standards	1,350.00	Permit	Fee
Well Head Inspection	Inspection with the oil operator and CalGEM to witness a leak test and inspection of a well head following welding	\$700	Inspection	Fee
Vent Cone Inspection	Inspection to verify the vent cone is approved and set over the well head, rock is backfilled inside the void of the cone and proper sealant and glues are used	700.00	Inspection	Fee
Combined Well Head & Vent Cone Inspection	Inspection of well head and vent cone.	1,240.00	Inspection	Fee
Deputy Examination, Additional	Review, testing, and certification of deputy inspectors to allow them to inspect a private development	70.00	Review	Fee
Deputy Re-Inspection	Review, testing, and certification of deputy inspectors to allow them to inspect a private development	\$110 per each re-inspection	Review	Fee

MASTER FEES AND CHARGES SCHEDULE

DEPARTMENT: DEVELOPMENT SERVICES				
Fee Name	Description	Fee	Per	Type
SPECIAL SERVICES AND INSPECTION FEES				
Off-Hour Inspections	At the discretion of the Building Official, off-hour inspection may be provided.	\$300 per hour or a fraction thereof	Inspection	Fee
Special Inspection Fee	To conduct special inspections	\$215 per hour or fraction thereof for each individual inspection that occurs	Inspection	Fee
Business License - Building Permit Review	Review that proposed usage is in conformance with the permitted occupancy and use.	25.00	Review	Fee
Condominium Conversion Inspection Fee	To conduct condominium conversion inspection	\$390 in addition to \$9 per converted unit	Inspection	Fee
Construction & Demolition Debris Recycling Administrative Fee-Residential	Processing of Construction and Demolition Debris Recycling application	210.00	Application	Fee
Construction & Demolition Debris Recycling Performance Security Deposit	Deposit for Construction and Demolition Debris Recycling program	3% of total project valuation, with a minimum fee not less than \$1,605 and a maximum fee of \$53,425	Application	Fee
Deputy Examination	Application for deputy examination	Any person desiring to be a registered inspector shall make application and pay \$430	Application	Fee
Deputy Certification	Deputy Certification	Included in Examination Fee	Certification	Fee
Deputy Certification Renewal	Renewal for Deputy Examination and Certification	\$320 Renewal Fee	Certification	Fee
Deputy Inspector Supervision	Supervision per each individual deputy inspector required on a project	\$110 for each trade, to be paid at permit issuance	Trade	Fee

MASTER FEES AND CHARGES SCHEDULE

DEPARTMENT: DEVELOPMENT SERVICES				
Fee Name	Description	Fee	Per	Type
SPECIAL SERVICES AND INSPECTION FEES				
Re-inspection Fee	Request for re-inspection	\$110 each re-inspection to be paid before any additional inspection will occur	Penalty	Penalty
Change of Address Request	Request for a change of address	260.00	Request	Fee
Change of Contractor	Request for a change of contractor	46.60	Application	Fee
Oil and Gas Records Search	Request for oil and gas search	\$55 for each lot or parcel in an oil zone	Lot or Parcel	Fee
Oil or Gas Well Abandonment	Request for inspection of oil or gas well abandonment	\$1,135 per inspection required to abandon an oil or gas well	Well Inspection	Fee
Oil Well Drilling and Redrilling	Permit to drill a well	380.00	Well	Fee
Oil Well Permit (Annual)	Annual permit to operate and maintain a well	\$380 per first well site plus \$72 for each additional well on the same site	Well	Fee
Oil Well Delinquency Penalty	Penalty for fees not paid within thirty days from the time it becomes due and payable	25% of the fee due	Permit	Penalty
Oil Well Appeal	Appeals to the Planning Commission or City Council	See Appeal Fees	Appeal	Fee
Oil Well Exemption	Exemptions from idle well provision	330.00	Exemption	Fee
Work without a Permit	Penalty fee for work without a permit	In addition to the permit fee, 100% of permit fee, but not less than \$375 for Investigation Fee	Permit	Penalty
Temporary Certificate of Occupancy	Request of temporary occupancy	\$40 for each \$100,000 of valuation or fraction thereof with a minimum of \$300	Application	Fee

MASTER FEES AND CHARGES SCHEDULE

DEPARTMENT: DEVELOPMENT SERVICES				
Fee Name	Description	Fee	Per	Type
SPECIAL SERVICES AND INSPECTION FEES				
Renewal of Temporary Certificate of Occupancy	Request to renew temporary occupancy	50% of the initial fee with a minimum of \$160	Application	Fee
Temporary Utility Releases - Gas	Request for temporary utility release for gas	\$17 per request, but not less than \$92.	Service	Fee
Temporary Utility Releases - Electric	Request for temporary utility release for electric	\$17 per request, but not less than \$92.	Service Connection	Fee
Code Modifications/Alternate Methods and Materials	Request for Code Modifications or Alternate Methods and Materials	\$330 per hour or fraction thereof per request	Application	Fee
Appeal to Board of Examiners, Appeals and Condemnation	Appeal of Building Official Determination to Board of Examiners, Appeals and Condemnation (BEAC) or appeal to the BEAC acting as the Disabled Access Appeals Board	\$320 per hour or fraction thereof per request, but not less than \$640	Appeal	Fee
Refund Processing Fee	Fee to pay for expenses incurred by the City in connection with a refund	20% of the refundable fees paid	Refund	Fee
Internet Transaction Account	Fee to establish or re-establish an internet transaction account	35.00	Each	Fee
Water Efficiency Landscape Permit (MWELO) - Building - Residential	Building inspection for water efficiency landscape compliance for residential projects	95.00	Application	Fee
Water Efficiency Landscape Permit (MWELO) - Building - Commercial	Building inspection for water efficiency landscape compliance for commercial projects	115.00	Application	Fee
MECHANICAL PERMITS				
Mechanical Permit	For mechanical permits, a minimum fee will be charged	91.00	Permit	Fee
Installation or relocation of each fuel burning heating appliance	For the installation or relocation of each fuel burning heating appliance FAU, wall heater floor furnace	12.25	Fixture	Fee
Free Standing Fireplace	For each wood burning fire place or freestanding fire place stove	12.25	Fixture	Fee
Appliance vent/Metal Chimney	For the installation of each appliance vent or metal chimney regulated by the Uniform Mechanical Code	7.50	Fixture	Fee

MASTER FEES AND CHARGES SCHEDULE

DEPARTMENT: DEVELOPMENT SERVICES				
Fee Name	Description	Fee	Per	Type
MECHANICAL PERMITS				
Air inlet or outlet	For each air inlet or outlet served by any heating, cooling, or ventilation system	3.75	Fixture	Fee
Fire or smoke damper	For each fire or smoke damper	12.25	Fixture	Fee
Smoke detector	For each smoke detector	7.50	Fixture	Fee
Comfort cooling compressor 25 horsepower	For each comfort-cooling compressor of 25 horsepower rating or less	14.25	Fixture	Fee
Comfort cooling compressor 26-50 horsepower	For each comfort-cooling compressor of 26 to 50 horsepower rating	26.50	Fixture	Fee
Comfort cooling compressor over 50 horsepower	For each comfort cooling compressor over 50 horsepower	57.00	Fixture	Fee
Absorption Unit	For each absorption unit	31.25	Fixture	Fee
Evaporative Unit	For each evaporative cooler	15.00	Fixture	Fee
Air Handler or Fan Coil	For each air handler or fan coil used in conjunction with a comfort heating or cooling system or a refrigeration system	20.75	Fixture	Fee
Cooling tower	For each cooling tower	16.00	for each appliance or piece of equipment for which no other fee is listed	Fee
Commercial cooking hood	For each hood that serves a commercial cooking system or an industrial ventilation system	31.25	Fixture	Fee
Commercial cooking ventilation system	For each ventilation system, which serves a commercial cooking hood	26.50	Fixture	Fee
Chapter 5 Ventilation System	For each product conveying ventilation system regulated by chapter 5 of the Uniform Mechanical Code	38.75	Fixture	Fee
Environmental Air Duct	For each environmental air duct (bathroom, dryer, kitchen fans)	7.50	Fixture	Fee
Refrigeration Compressor 25 horsepower or less	For each refrigeration compressor of 25 horsepower or less	31.25	Fixture	Fee
Refrigeration Compressor 26-50 horsepower or less	For each refrigeration compressor of 26 to 50 horsepower	54.00	Fixture	Fee
Refrigeration Compressor over 50 horsepower	For each refrigeration compressor over 50 horsepower	100.00	Fixture	Fee
Boiler - under 1,000,000 BTU	For each boiler under 1,000,000 BTU input rating	38.75	Fixture	Fee

MASTER FEES AND CHARGES SCHEDULE

DEPARTMENT: DEVELOPMENT SERVICES				
Fee Name	Description	Fee	Per	Type
MECHANICAL PERMITS				
Boiler - over 1,000,000 BTU	For each boiler 1,000,000 BTU input rating and over	62.00	Fixture	Fee
Water piping system	For each chilled water, hot water or condenser water piping system	16.00	appliance/piece of equipment for no other fee listed	Fee
Alteration/addition system	For the alteration of/or addition to each comfort heating, comfort cooling refrigeration, ventilation, evaporative cooling, or duct system	18.00	Fixture	Fee
Other appliance/piece of equipment	For each appliance or piece of equipment for which no other fee is listed	16.00	Fixture	Fee
ELECTRICAL PERMITS				
Residential Rooftop Photovoltaic - 0-15 kilowatts	Fee for residential rooftop photovoltaic systems generating 0 - 15 kilowatts	214.00	Each System up to 15 kW	Fee
Residential Rooftop Photovoltaic - Each kilowatt over 15	Fee for residential rooftop photovoltaic systems generating over 15 kilowatts	8.50	Each kW above 15	Fee
Commercial Rooftop Photovoltaic - 0-50 kilowatts	Fee for commercial rooftop photovoltaic systems generating 0 - 50 kilowatts	491.00	Each System up to 50 kW	Fee
Commercial Rooftop Photovoltaic - 51-250 kilowatts	Fee for commercial rooftop photovoltaic systems generating 51-250 kilowatts	\$4.00	Each kW between 51 and 250	Fee
Commercial Rooftop Photovoltaic - over 250 kilowatts	Fee for commercial rooftop photovoltaic systems generating over 250 kilowatts	2.75	Each kW above 250	Fee
ELECTRICAL PERMIT FEES				
Electrical Permit	For electrical permits, a fee will be charged.	91.00	Permit	Fee
New Single & Multi-Family, including Garage	New single family and multi-family construction, including attached garage or carport and each detached garage and carport	0.18	Square foot	Fee
SERVICE				
Service, 600 V or less - 200 amp	600v or less up to and including 200 amp	20.75	Service	Fee
Service, 600 V or less - 201-400 amp	600v or less up to and including 201 to 400 amp	31.25	Service	Fee
Service, 600 V or less - 401-1000 amp	600v or less up to and including 401 to 1,000 amp	51.00	Service	Fee
Service, 600 V or less - over 1,000 amp	600v or less over 1,000 amp	75.00	Service	Fee
Service, over 600 V	Over 600v	132.00	Service	Fee
Service Additional meter	Each additional meter	6.50	Meter	Fee

MASTER FEES AND CHARGES SCHEDULE

DEPARTMENT: DEVELOPMENT SERVICES				
Fee Name	Description	Fee	Per	Type
ELECTRICAL PERMITS				
Service Switchboard and motor control circuits, first section	Switchboard and motor control circuits other than service up to 600v; first section	40.50	Each	Fee
Service Switchboard and motor control circuits, each additional section	Switchboard and motor control circuits other than service up to 600v for each additional section	31.25	Each	Fee
Service Switchboard and motor control circuits, first section	Switchboard and motor control circuits other than service over 600v; first section	72.00	Each	Fee
Service Switchboard and motor control circuits, additional section	Switchboard and motor control circuits other than service over 600v for each additional section	36.75	Each	Fee
Service, Panels	Panels	16.00	Each	Fee
OUTLETS				
Up to 20	Outlets up to 20 (each)	1.25	Outlet	Fee
Over 20	Outlets over 20 (each)	0.95	Outlet	Fee
Multi-outlet assembly	Each 5 feet of multi-outlet assembly or portion thereof	1.25	Outlet	Fee
SPECIAL OUTLETS (INDIVIDUAL CIRCUITS)				
Special Outlets 15-30 amp	15-30 amp	6.25	Outlet	Fee
Special Outlets 31-50 amp	31-50 amp	7.50	Outlet	Fee
Special Outlets 51-100 amp	51-100 amp	9.50	Outlet	Fee
Special Outlets Over 100 amp	Over 100 amp	18.50	Outlet	Fee
FIXTURES				
Fixtures Up to 20 (each)	Up to 20 (each)	1.25	Fixture	Fee
Fixtures Over 20 (each)	Over 20 (each)	0.95	Fixture	Fee
Fixtures Each 5 feet of multi-outlet assembly or portion thereof	Each 5 feet of multi-outlet assembly or portion thereof	1.25	Fixture	Fee
LIGHTING STANDARDS				
Busways, Power Ducts 99 amps	Up to and including 99 amps	0.55	Linear Foot	Fee
Busways, Power Ducts 100-400 amp	100 to 400 amp	0.64	Linear Foot	Fee
Busways, Power Ducts over 400 amp	Over 400 amp	0.73	Linear Foot	Fee
Lighting Standards	Lighting Standards	25.50	Fixture	Fee

MASTER FEES AND CHARGES SCHEDULE

DEPARTMENT: DEVELOPMENT SERVICES				
Fee Name	Description	Fee	Per	Type
ELECTRICAL PERMITS				
MOTORS, GENERATORS, TRANSFORMERS, APPLIANCES, AND OTHER APPARATUS RATING IN HP, KW, KVA				
1 apparatus Rating in HP, KW, KVA or KVAR	Up to and including 1, (each)	8.50	Each	Fee
1-10 apparatus Rating in HP, KW, KVA or KVAR	Over 1 and not over 10, (each)	12.25	Each	Fee
10-50 apparatus Rating in HP, KW, KVA or KVAR	Over 10 and not over 50, (each)	19.00	Each	Fee
50-100 apparatus Rating in HP, KW, KVA or KVAR	Over 50 and not over 100, (each)	36.00	Each	Fee
Over 100 apparatus Rating in HP, KW, KVA or KVAR	Over 100, (each)	72.00	Each	Fee
SIGNS (NEW OR ALTERATION)				
One sign, one circuit	One sign, one circuit	26.50	Each	Fee
Additional circuit	Additional circuit	10.50	Each	Fee
Additional sign	Additional sign	10.50	Each	Fee
Pole with panel	Temporary pole with panel (excluding service)	17.00	Each	Fee
Lights outlets Up to 50	Temporary lights outlets Up to 50	12.25	Range	Fee
Lights outlets Over 50	Temporary lights outlets Over 50, each	0.36	Each	Fee
OTHER ELECTRICAL FEE				
Other electrical installation	For any electrical installation for which an electrical permit is required where no specific fee is identified	Same as Building Permit fees based on the valuation of the electrical work, but not less than \$100	Each	Fee
PLUMBING PERMITS				
Plumbing Fixture and Waste Discharging Device Change Out, 1-5 Fixtures	1-5 Fixtures	13.25	Each	Fee
Plumbing Fixture and Waste Discharging Device Change Out, 6+ Fixtures	6+ Fixtures, per fixture	9.50	Each	Fee
PLUMBING PERMIT FEES				
Plumbing permit	For plumbing permits, a fee will be charged.	91.00	Permit	Fee
Plumbing fixture and waste discharging device	Plumbing fixture and waste discharging device, including drainage, vent and water piping	13.25	Each	Fee

MASTER FEES AND CHARGES SCHEDULE

DEPARTMENT: DEVELOPMENT SERVICES				
Fee Name	Description	Fee	Per	Type
PLUMBING PERMITS				
Backwater valve	Soil or waste backwater valve, each	13.25	Each	Fee
Discharging device	Sewage or waste sump discharging device, each	13.25	Each	Fee
Water using or treating equipment	Water using or water treating equipment, each	13.25	Each	Fee
Backflow Device, each valve to 2"	Water backflow device, each valve to 2"	13.25	Each	Fee
Backflow device, each valve over 2"	Water backflow device, each valve over 2"	26.50	Each	Fee
Vacuum breaker, one to five	Vacuum breaker not integral with the fixture one to five	14.25	Each	Fee
Vacuum breaker, over five	Vacuum breaker not integral with the fixture over five, each	3.00	Each	Fee
Gas Piping System of one through five outlets	Separate gas piping system of one through five outlets	14.25	Each	Fee
Gas piping of six or more	Gas piping of six or more, per outlet	0.95	Each	Fee
Trap primers one through five	Trap primers one through five	13.25	Range	Fee
Trap primers over five, each	Trap primers over five, each	3.00	Each	Fee
Hot water heating boiler	Hot water heating boiler	14.25	Each	Fee
Wet fire line standpipe	Wet fire line standpipe (hose outlet) each	9.50	Each	Fee
Separate roof drain, each	Separate roof drain, each	13.25	Each	Fee
Installation of lawn sprinkler vacuum breaker one through five	Installation of lawn sprinkler vacuum breaker (atmospheric type) one through five	13.25	Range	Fee
Installation of lawn sprinkler vacuum breaker over five	Installation of lawn sprinkler vacuum breaker (atmospheric type over five), each	3.00	Each	Fee
Change location of gas meter	Change location of gas meter	13.25	Each	Fee
Industrial waste treating device	Industrial waste treating device	13.25	Each	Fee
On lot sewer installation or alteration	On lot sewer installation or alteration	13.25	Each	Fee
Water pressure regulator, each	Water pressure regulator, each	13.25	Each	Fee
Repair or alteration of drainage vent piping, one or two	Repair or alteration of drainage vent piping not covered otherwise one or two	9.50	Each	Fee

MASTER FEES AND CHARGES SCHEDULE

DEPARTMENT: DEVELOPMENT SERVICES				
Fee Name	Description	Fee	Per	Type
PLUMBING PERMITS				
Repair or alteration of drainage vent piping, three or more, each	Repair or alteration of drainage vent piping not covered three or more, each	6.50	Each	Fee
Gas pressure regulator	Gas pressure regulator, each	13.25	Each	Fee
Replacing water piping in a building, one through five	For replacing water piping in a building, each fixture one through five	13.25	Range	Fee
Replacing water piping in a building, over five, each	For replacing water piping in a building, each fixture over five, each	0.95	Each	Fee
Replacing water service	For replacing water service	14.25	Each	Fee
Medium or high pressure gas system	Each medium or high pressure gas system	51.00	Each	Fee
REPRODUCTION, RECORDS MANAGEMENT AND PROCESSING FEES				
DOCUMENT REPRODUCTION FEES				
Black & White Copies	Request for copies of records in black & white	\$0.20 per page	Page	Fee
Color Copies	Request for copies of records in color	\$0.60 per page	Page	Fee
Digital	Request for documents in digital format (i.e., CD - compact disc)	5.00	Compact Disc	Fee
Microfiche	Request for copies of records from microfiche	1.00	Page	Fee
Permit and Inspection Document Verification Fee	Request to verify and reproduce copies of permit documents	\$55 plus the cost of duplication	Permit	Fee
Plan Reproduction Fee	Request to reproduce plans	\$55 for each request in addition to the cost for duplicating the plans	Plan	Fee
RECORDS MANAGEMENT AND PROCESSING FEES				
Processing Fee	Processing of plans, permits, applications, etc.	88.00	Application	Fee
Records Management and Retention Fee	Retain and manage record of plans by microfilming or digitizing	4% of the permit fee	Plan	Fee
Special Projects (Hourly Rate)	For special projects which have no fee otherwise identified	\$170 per hour	Hour	Fee
SURCHARGES				
Technology Surcharge	Surcharge to fund the continued upgrade and maintenance of technology	4.0%	Application	Fee
General Plan Surcharge	Surcharge to fund the continued amendment and maintenance of the City's general plan	4.0%	Application	Fee
METHANE & OIL WELL RELATED PLAN CHECKS				

MASTER FEES AND CHARGES SCHEDULE

DEPARTMENT: DEVELOPMENT SERVICES				
Fee Name	Description	Fee	Per	Type
METHANE & OIL WELL RELATED PLAN CHECKS				
Methane Near Construction Plan Check	Plan review of construction near existing methane for compliance with City codes and standards	\$975 per plan plus actual cost for any time over 4 hours	Plan Check	Fee
Well Abandonment Plan Check	For wells which require code modifications	\$220 per hour for a code modification of wells	Oil Well	Fee
Well Abandonment Plan Check for Equivalency Standard Review	For wells which require both a Peer Review and code modifications	Peer Review Fee plus \$220 per hour for a peer review and a code modification of wells	Oil Well	Fee
CODE ENFORCEMENT				
ADMINISTRATIVE CITATIONS: GENERAL				
Long Beach Municipal Code Chapter 9.65 Administrative Citation Fine Schedule for any violation of the Long Beach Municipal Code which could potentially be criminally cited as an infractions:				
Penalty	Any person who is issued an Administrative Citation and does not pay said citation within 30 calendar days will be assessed an additional 25 percent penalty fee on each Administrative Citation, pursuant to Chapter 9.65.090B.	25%	Per Citation	Penalty
First Violation	Any responsible person who violates any provision of Title 9 and Titles 3,5,8,10,14,18 and 21 or Chapter 2.63 of the Long Beach Municipal Code may be issued an administrative citation, pursuant to Chapter 9.65.	\$100	Violation	Penalty
Second Violation	Any responsible person who violates any provision of Title 9 and Titles 3,5,8,10,14,18 and 21 or Chapter 2.63 of the Long Beach Municipal Code may be issued an administrative citation, pursuant to Chapter 9.65.	\$200	Violation	Penalty
Third and Subsequent Violations	Any responsible person who violates any provision of Title 9 and Titles 3,5,8,10,14,18 and 21 or Chapter 2.63 of the Long Beach Municipal Code may be issued an administrative citation, pursuant to Chapter 9.65.	\$500	Violation	Penalty
ADMINISTRATIVE CITATIONS: SPECIFIC				

MASTER FEES AND CHARGES SCHEDULE

DEPARTMENT: DEVELOPMENT SERVICES				
Fee Name	Description	Fee	Per	Type
ADMINISTRATIVE CITATIONS: SPECIFIC				
Long Beach Municipal Code Chapter 9.65 Administrative Citation Fine Schedule for the following violations of the Long Beach Municipal Code which cannot be criminally cited as infractions:				
Penalty	Any person who is issued an Administrative Citation and does not pay said citation within 30 calendar days will be assessed an additional 25 percent penalty fee on each Administrative Citation, pursuant to Chapter 9.65.090B.	25%	Per Citation	Penalty
Illegal Garage Conversions	Any responsible person who violates any provision of Long Beach Municipal Code 18.09 may be issued an administrative citation, pursuant to Chapter 9.65.	\$1,000	Each Violation	Penalty
Dangerous Buildings	Any responsible person who violates any provision of Long Beach Municipal Code 18.20 may be issued an administrative citation, pursuant to Chapter 9.65.	\$1,000	Each Violation	Penalty
Certificates of Occupancy	Any responsible person who violates any provision of Long Beach Municipal Code 18.08 may be issued an administrative citation, pursuant to Chapter 9.65.	\$1,000	Each Violation	Penalty
Failure to Comply with Title 18	Any responsible person who violates any provision of Long Beach Municipal Code 18.29.010 may be issued an administrative citation, pursuant to Chapter 9.65.	\$1,000	Each Violation	Penalty
Unlawful Dwellings	Any responsible person who violates any provision of Long Beach Municipal Code 21.31.245(C) may be issued an administrative citation, pursuant to Chapter 9.65.	\$1,000	Each Violation	Penalty
Illegal Automotive Work	Any responsible person who violates any provision of Long Beach Municipal Code 21.51.227 may be issued an administrative citation, pursuant to Chapter 9.65.	\$500	Each Violation	Penalty
HOUSING				
MULTIPLE DWELLING UNITS				
PRHIP Multiple Dwelling Unit Inspection: 4-10 units	Property Owner Charged for Annual Multi-Housing Habitability Permit	255.00	Property	Fee
PRHIP Multiple Dwelling Unit Inspection: 11-20 units	Property Owner Charged for Annual Permit	285.00	Property	Fee
PRHIP Mult Dwelling Units: 21+ units	Property Owner Charged for Annual Permit	315.00	Property	Fee
PRHIP Mult Dwelling Units: Rooming House	Property Owner Charged for Annual Permit	220.00	Parcel	Fee
PRHIP Boarding School Inspection	Property Owner Charged for Annual Permit	535.00	Annual Permit	Fee
HOTELS/MOTELS				

MASTER FEES AND CHARGES SCHEDULE

DEPARTMENT: DEVELOPMENT SERVICES				
Fee Name	Description	Fee	Per	Type
HOUSING				
PRHIP Hotels/Motels: 6-10 rooms	Property/Business Owner Charged for Annual Permit	\$220.00 plus \$24 per room	Annual Permit	Fee
PRHIP Hotels/Motels: 11+ rooms	Property/Business Owner Charged for Annual Permit	\$340 plus \$10 per unit	Annual Permit	Fee
MISC. HOUSING FEES				
PRHIP Misc Housing Fees: Reinspection	Fee Charged by the Department of Development Services for Additional Inspections when Corrections are not Completed	230.00	Annual Permit	Penalty
PRHIP Misc Housing Fees: Late Payment Penalty	Fee Charged by the Department of Development Services for Late Payment on Multi-Housing Habitability Permit (25% of original fee)	25% of original fee	Annual Permit	Penalty
PRHIP Misc Housing Fees: Copy of Record	Fee Charged by the Department of Development Services for official copies of records (0.10/page)	0.20	Page	Fee
SUBSTANDARD PROGRAM				
Demolition or repairs by City - Expense Liability				
Notice of Violation	Review and inspections of substandard buildings within the City	480.00	Notice	Fee
Do Not Occupy Notice	Review and inspections of substandard buildings within the City	215.00	Notice	Fee
Case Referral to City Prosecutor	Review and inspections of substandard buildings within the City	Actual costs	Notice	Fee
Appeal to Board of Examiners	Appeal of a staff decision to the Board of Examiners	\$950 per appeal or 50% of the fine amount, whichever is less	Appeal	Fee
Code Enforcement Fee	When a building permit is required to abate a substandard or dangerous condition as ordered by the Building Official, a code enforcement fee shall be equal in amount to the building permit fee required by Title 18.12.132 but not less than one hundred dollars.	Fee shall be equal in amount to the building permit fee but not less than \$115	Permit	Fee
Billing Costs	Preparation of the Demolition Levy, and all other Nuisance Abatement Substandard Building related levy's.	285.00	Levy	Fee
Contract Preparation	Property owners pay for staff's time for preparation of Demo Contract	835.00	Contract	Fee
Incidental Enforcement Costs	Property Owners pay for Investigations and Inspections of public nuisances	120.00	Hour	Fee

MASTER FEES AND CHARGES SCHEDULE

DEPARTMENT: DEVELOPMENT SERVICES				
Fee Name	Description	Fee	Per	Type
SUBSTANDARD PROGRAM				
Termination of Notice of Lien	Property owners pay for the release of a lien for unpaid Billings.	165.00	Termination	Fee
Nuisance Abatement Performance Inspection	Property owners pay for Inspection of Secured Property	295.00	Inspection	Fee
Performance Inspection	Property owners pay for Inspection of Property after the Demolition	230.00	Inspection	Fee
Preparation of Lien	Bill is not paid in 30 days and lien is sent to the County Recorder	165.00	Lien	Fee
Transfer of collection to Tax Collector	Property owners pay for transfer of unpaid Liens to Tax Collector	135.00	Lien	Fee
Preparation of Termination of Declaration of Substandard Property	Document preparation to remove the Notice of Substandard Property recorded against the property title.	150.00	Termination	Fee
Title Search or Lot Book Guarantee	Ensure property owner information is correct.	260.00	Title/Lot Book	Fee
Issue Inspection Warrant	Warrant required for abate proceedings on private property, includes Inspection Warrant and Forced Entry Warrant	1,320.00	Warrant	Fee
WEED ABATEMENT PROGRAM				
Various administrative activities related to Weed Abatement				
Billing Costs	Preparation of the Lot Cleaning Levy	130.00	Levy	Fee
Performance Inspection	Property owners pay for Inspection after lot has been cleaned by City	195.00	Inspection	Fee
Contract Preparation	Property owners pay for staff's time for preparation of Lot Cleaning Contract	240.00	Contract	Fee
Preparation of Lien	Bill is not paid in 30 days and lien is sent to the County Recorder	165.00	Lien	Fee
Transfer of collection to Tax Collector	Property owners pay for transfer of unpaid Liens to Tax Collector	135.00	Lien	Fee
Title Search or Lot book guarantee	Ensure property owner information is correct.	260.00	Title/Lot Book	Fee
Incidental Enforcement Costs	Property Owners pay for Investigations and Inspections of public nuisances	120.00	Hour	Fee
Termination of Notice of Lien	Property owners pay for the release of a lien for unpaid Billings.	165.00	Termination	Fee
Issue Inspection Warrant	Warrant required for abate proceedings on private property, includes Inspection Warrant and Forced Entry Warrant	1,320.00	Warrant	Fee
ABANDONED VEHICLE PROGRAM				
Removal of abandoned, wrecked, dismantled or inoperative vehicles				
Billing Costs	Preparation of the Nuisance Abatement Levy	130.00	Levy	Fee

MASTER FEES AND CHARGES SCHEDULE

DEPARTMENT: DEVELOPMENT SERVICES				
Fee Name	Description	Fee	Per	Type
ABANDONED VEHICLE PROGRAM				
Performance Inspection	Property owners pay for Inspection after Abandoned Vehicle has been picked-up	130.00	Inspection	Fee
Preparation of Contract	Property owners pay for staffs time for preparation of Towing Contract or Interdepartmental service request	180.00	Contract	Fee
Preparation of Lien	Bill is not paid in 30 days and lien is sent to the County Recorder	165.00	Lien	Fee
Transfer of Collection to Tax Collector	Property owners pay for transfer of unpaid Liens to Tax Collector	135.00	Lien	Penalty
Title Search or Lot book guarantee	Ensure property owner information is correct.	260.00	Title/Lot Book	Fee
Incidental Enforcement Costs	Property Owners pay for Investigations and Inspections of public nuisances	120.00	Hour	Fee
Termination of Notice of Lien	Property owners pay for the release of a lien for unpaid Billings.	165.00	Termination	Fee
Issue Inspection Warrant	Warrant required for abate proceedings on private property, includes Inspection Warrant and Forced Entry Warrant	1,320.00	Warrant	Fee
VACANT BUILDING MONITORING				
Various administrative activities related to monitoring Vacant Buildings				
Billing Costs	Preparation of the Vacant Building Levy	150.00	Notice	Fee
Vacant Building Monitor	Vacant building is monitored twice a month; monthly fee will be billed quarterly	\$210.00 per Building per month	Building/Month	Fee
Vacant Lot Monitoring	Performance inspection of vacant lot; monthly fee will be billed quarterly	\$65.00 per Lot per month	Lot/Month	Fee
Termination of Notice of Lien	Property owners pay for the release of a lien for unpaid Billings.	165.00	Termination	Fee
Preparation of Lien	Bill is not paid in 30 days and lien is sent to the County Recorder	165.00	Lien	Fee
Transfer of Collection to Tax Collector	Property owners pay for transfer of unpaid Liens to Tax Collector	135.00	Lien	Fee
Preparation of Termination of Declaration of Vacant or Boarded Building	Document preparation to remove the Notice of Vacant Building recorded against the property title.	150.00	Termination	Fee
Title Search or Lot book guarantee	Ensure property owner information is correct.	260.00	Title/Lot Book	Fee
Incidental Enforcement Costs	Property Owners pay for Investigations and Inspections of public nuisances	120.00	Hour	Fee
Issue Inspection Warrant	Warrant required for abate proceedings on private property, includes Inspection Warrant and Forced Entry Warrant	1,320.00	Warrant	Fee
OTHER				

MASTER FEES AND CHARGES SCHEDULE

DEPARTMENT: DEVELOPMENT SERVICES				
Fee Name	Description	Fee	Per	Type
OTHER				
Public Access Telephone	Property owner or vendor pays for staff's time to review Public Pay Phone permit installation requirements and post label on the phone.	Charge the fully allocated hourly rate for all personnel involved plus any outside costs	Hour	Fee
Returned Check Charge	Any person who passes a check on insufficient funds shall be liable to the City for the amount of the check and a returned check charge.	\$35	Check	Penalty
GARAGE RESALE PROGRAM				
Exemption Certificate and Garage Resale Program				
Exemption	Process application and prepare report	20.00	Exemption Certificate	Fee
1-2 units	Process application, perform inspection and prepare report	105.00	Inspection/Certificate	Fee
3 or More Units	Process application, perform inspection and prepare report	116.00 plus \$11 for each unit over 3 units	Inspection/Certificate	Fee
Garage Resale Expedite	Process application, perform inspection and prepare report within 24 hours of receiving the request.	Twice the regular fee	Inspection/Certificate	Fee
FORECLOSURE REGISTRY PROGRAM				
Long Beach Municipal Code 18.24 Foreclosure Registry Program				
Failure to Comply with Title 18	Any legal owner who fails to maintain the property as required by Long Beach Municipal Code 18.24 may be issued an administrative citation, pursuant to Chapter 9.65.	\$1,000	Per day	Penalty
Foreclosure Registry Program	The Foreclosure Registry Program requires that every time a Notice of Default is issued on a property, the lender that issued the Notice of Default is required to register that property with the City of Long Beach. A fee of \$195 per property will be assessed.	195.00	Per registration	Fee
SHORT TERM RENTALS				
Short Term Rental Opt-Out Program	Conduct petition process on behalf of census block group residential properties to disallow un-hosted short-term rentals	1,000.00	Petition	Fee

MASTER FEES AND CHARGES SCHEDULE

DEPARTMENT: DEVELOPMENT SERVICES				
Fee Name	Description	Fee	Per	Type
SHORT TERM RENTALS				
Short Term Rental Registration Fee	To implement the short-term rental ordinance	\$250 per application for short term rental ordinance registration	Application	Fee
HOUSING SERVICES				
HOUSING MONITORING				
Annual Housing Monitoring Fee for Affordable Housing	Annual review of pre- and post-Fiscal Year 2016 projects for compliance with affordable housing requirements	\$170 per Unit per Year or equal to an amount negotiated in the Disposition Development Agreement (DDA)	Unit	Fee
Housing Loan Agreement Amendment	Processing an amendment to an existing housing loan agreement	Charge the fully allocated hourly rates for all staff involved plus any outside costs	Amendment	Fee
New Housing Loan Agreement	Processing a new housing loan agreement	Charge the fully allocated hourly rates for all staff involved plus any outside costs	Agreement	Fee
LOAN PROGRAMS				
Subordination Request Processing	Fee for processing requests for subordination agreements on loans administered by Housing Services.	385.00	Agreement	Fee
Affordable Housing Assessment on Real Estate Recordings	The State of California requires the payment of an affordable housing assessment on various real estate recordings unless the residence will be occupied by the owner	\$75 per recorded real estate instrument, as applicable	per recorded real estate instrument, as applicable	Fee
Reconveyance Processing	Processing a reconveyance to cover recording fees charged by third parties	\$110 per reconveyance (includes \$45 Title Cost)	Per reconveyance	Fee
IN-LIEU PAYMENTS				

MASTER FEES AND CHARGES SCHEDULE

DEPARTMENT: DEVELOPMENT SERVICES				
Fee Name	Description	Fee	Per	Type
IN-LIEU PAYMENTS				
Mello Act In-Lieu Payment to Replace Very Low Income- Studio	Mello Act In-Lieu payment to replace an affordable housing unit- Unit size: Studio, Affordability level: Very low-income. Annual increase is based on the annual percentage provided by the CCI for the LA Area.	273,294.00	Unit	Fee
Mello Act In-Lieu Payment to Replace Very Low Income- One Bedroom	Mello Act In-Lieu payment to replace an affordable housing unit- Unit size: One Bedroom, Affordability level: Very low-income. Annual increase is based on the annual percentage provided by the CCI for the LA Area.	335,664.00	Unit	Fee
Mello Act In-Lieu Payment to Replace Very Low Income- Two Bedrooms	Mello Act In-Lieu payment to replace an affordable housing unit- Unit size: Two Bedrooms, Affordability level: Very low-income. Annual increase is based on the annual percentage provided by the CCI for the LA Area.	396,900.00	Unit	Fee
Mello Act In-Lieu Payment to Replace Very Low Income- Three or More Bedrooms	Mello Act In-Lieu payment to replace an affordable housing unit- Unit size: Three or More Bedrooms, Affordability level: Very low-income. Annual increase is based on the annual percentage provided by the CCI for the LA Area.	458,136.00	Unit	Fee
Mello Act In-Lieu Payment to Replace Low Income- Studio	Mello Act In-Lieu payment to replace an affordable housing unit- Unit size: Studio, Affordability level: Low-income. Annual increase is based on the annual percentage provided by the CCI for the LA Area.	251,748.00	Unit	Fee
Mello Act In-Lieu Payment to Replace Low Income- One Bedroom	Mello Act In-Lieu payment to replace an affordable housing unit- Unit size: One Bedroom, Affordability level: Low-income. Annual increase is based on the annual percentage provided by the CCI for the LA Area.	308,448.00	Unit	Fee
Mello Act In-Lieu Payment to Replace Low Income- Two Bedrooms	Mello Act In-Lieu payment to replace an affordable housing unit- Unit size: Two Bedrooms, Affordability level: Low-income. Annual increase is based on the annual percentage provided by the CCI for the LA Area.	365,148.00	Unit	Fee
Mello Act In-Lieu Payment to Replace Low Income- Three or More Bedrooms	Mello Act In-Lieu payment to replace an affordable housing unit- Unit size: Three or More Bedrooms, Affordability level: Low-income. Annual increase is based on the annual percentage provided by the CCI for the LA Area.	421,848.00	Unit	Fee

MASTER FEES AND CHARGES SCHEDULE

DEPARTMENT: DEVELOPMENT SERVICES				
Fee Name	Description	Fee	Per	Type
IN-LIEU PAYMENTS				
Mello Act In-Lieu Payment to Replace Moderate Income- Studio	Mello Act In-Lieu payment to replace an affordable housing unit- Unit size: Studio, Affordability level: Moderate income. Annual increase is based on the annual percentage provided by the CCI for the LA Area.	144,018.00	Unit	Fee
Mello Act In-Lieu Payment to Replace Moderate Income- One Bedroom	Mello Act In-Lieu payment to replace an affordable housing unit- Unit size: One Bedroom, Affordability level: Moderate income. Annual increase is based on the annual percentage provided by the CCI for the LA Area.	175,770.00	Unit	Fee
Mello Act In-Lieu Payment to Replace Moderate Income- Two Bedrooms	Mello Act In-Lieu payment to replace an affordable housing unit- Unit size: Two Bedrooms, Affordability level: Moderate income. Annual increase is based on the annual percentage provided by the CCI for the LA Area.	207,522.00	Unit	Fee
Mello Act In-Lieu Payment to Replace Moderate Income- Three or More Bedrooms	Mello Act In-Lieu payment to replace an affordable housing unit- Unit size: Three or More Bedrooms, Affordability level: Moderate income. Annual increase is based on the annual percentage provided by the CCI for the LA Area.	240,408.00	Unit	Fee
Inclusionary Housing In-Lieu for Rental Residential Developments-Year 1 (01/01/2021-12/31/2021)	The in-lieu fee for rental residential developments	If submitted during calendar year 2021, it's \$20.80 multiplied by the entire leasable area of the residential development OR for a fractional inclusionary unit shall be the product of such fraction multiplied by \$375,400.	Application	Fee

MASTER FEES AND CHARGES SCHEDULE

DEPARTMENT: DEVELOPMENT SERVICES				
Fee Name	Description	Fee	Per	Type
IN-LIEU PAYMENTS				
Inclusionary Housing In-Lieu for Rental Residential Developments-Each Subsequent Year (Annually from 01/01/2022)	The in-lieu fee for rental residential developments	If submitted during calendar year 2022 or any subsequent year, the prior year fee shall be adjusted by the annual percentage change in new home values for Los Angeles County as published by the Real Estate Research Council.	Application	Fee
Inclusionary Housing In-Lieu for Ownership Residential Developments-Year 1 (01/01/2021-12/31/2021)	The in-lieu fee for rental ownership developments	If submitted during calendar year 2021, it's \$14.00 multiplied by the saleable area of the residential development OR the for a fractional inclusionary unit shall be the product of such fraction multiplied by \$413,300.	Application	Fee

MASTER FEES AND CHARGES SCHEDULE

DEPARTMENT: DEVELOPMENT SERVICES				
Fee Name	Description	Fee	Per	Type
IN-LIEU PAYMENTS				
Inclusionary Housing In-Lieu for Ownership Residential Developments-Each Subsequent Year (Annually from 01/01/2022)	The in-lieu fee for rental ownership developments	If submitted during calendar year 2022 or any subsequent year, the prior year fee shall be adjusted by the annual percentage change in new home values for Los Angeles County as published by the Real Estate Research Council.	Application	Fee

MASTER FEES AND CHARGES SCHEDULE

DEPARTMENT: FINANCIAL MANAGEMENT				
Fee Name	Description	Fee	Per	Type
Payment Transfer Fee	Customers with multiple accounts, sometimes in different billing systems, will mistakenly use the wrong account number to make payment. The payment must be manually transferred to the correct account and/or billing system. The fee will be charged for each payment transferred.	\$18.40	Per Payment Transfer	Fee
CITYWIDE FEES AND CHARGES				
Collection Charge	A charge of 11% on each delinquent bill where collection is undertaken directly by the City.	11%	Collection amount shall not be less than \$11 nor more than \$500	Penalty
Returned Payment Charge	Any person who passes a payment on uncollected funds shall be liable to the City for the amount of the payment and a returned payment charge.	\$35	Item	Fee
MULTIPLE DEPARTMENT CHARGES				
Parking Wrong Way	VC22502.B(2) - Parking Wrong Way	\$65	Citation	Penalty
PARKING CITATIONS				
Parking Citation Non-Indigent Payment Plan Fee	Individuals seeking to place their parking citation on a payment plan will be assessed a fee to be added to the citation and all late fees and penalty assessments, exclusive of any State surcharges.	\$25	Per Payment Plan	Fee
Parking Citation Indigent Payment Plan Fee	Individuals seeking to place their parking citation on a payment plan due to indigence will be assessed a fee to be added to the citation, exclusive of any State surcharges.	\$5	Per Payment Plan	Fee
Parking Citation Indigent Payment Plan Late Fee	Individuals seeking to have the processing agency rescind the filing of itemization of unpaid parking penalties and service fees due to indigence will be assessed a late fee to be added to the citation, exclusive of any State surcharges.	\$5	Per filing of an itemization of unpaid penalties and fees.	Fee
Expired Meter	LBMC 10.28.060 - Occupying a metered parking space without paying for parking	\$69	Citation	Fee
Parking in Bicycle Lane	VC 21211 (B) - No parking in a bicycle lane	\$69	Citation	Fee
Overnight Parking in Beach Lots	LBMC 10.30.080 - Prohibition against parking overnight in designated lots	\$69	Citation	Fee

MASTER FEES AND CHARGES SCHEDULE

DEPARTMENT: FINANCIAL MANAGEMENT				
Fee Name	Description	Fee	Per	Type
PARKING CITATIONS				
Failure to Display Disabled Placard Administrative Charge	VC40226 - Fee to process cancellation of a citation for failure to display a valid disabled placard, if an individual who received a citation can provide proof that he or she had been issued a valid placard at the time the citation was received.	\$25	Each	Penalty
Illegal Park/Private Property	LBMC 8.76.010G - Illegal Parking Private Property	65	Citation	Penalty
Parking Near Empty Building	LBMC 8.76.010Q - Parking Near Empty Building	65	Citation	Penalty
Parking on Empty Lot	LBMC 8.76.010R - Parking on Empty Lot	\$65	Citation	Penalty
Commercial Vehicle on Private Property	LBMC 8.76.010T - Commercial Vehicle on Private Property	\$65	Citation	Penalty
Parking on Parkway/Sidewalk	LBMC10.22.020 - Parkways and Sidewalks	\$69	Citation	Penalty
Improper Parking on Hill	LBMC10.22.070 - Blocking Wheels on Hills	\$65	Citation	Penalty
Vehicle for Sale	LBMC10.22.080 - Parking Vehicle for Sale	\$69	Citation	Penalty
No Parking Peddlers	LBMC10.22.090 - Food Vendor Parking Prohibited Area	\$65	Citation	Penalty
Parking in Fire Lane	LBMC10.22.110 - Fire Lanes	\$105	Citation	Penalty
No Parking - Temporary	LBMC10.22.120 - Temporary Parking Restrictions	\$69	Citation	Penalty
Parked Over 72 hours	LBMC10.22.130 - Seventy-Two Hour Parking Limit	\$69	Citation	Penalty
Street Sweeping	LBMC10.22.140 - Parking Prohibited at Certain Times for Street Sweeping	\$70	Citation	Penalty
Street Repair of Vehicle	LBMC10.22.150 - Repairing Vehicles on Streets	\$65	Citation	Penalty
Private Property/Posted No Parking	LBMC10.22.160 - Parking on Private Property	\$65	Citation	Penalty
Parking - Public Housing	LBMC10.22.182 - Parking Regulations within Public Housing Projects	65.00	Citation	Penalty
Parking Within Lines	LBMC10.24.010 - Angle Parking	\$65	Citation	Penalty
No Stopping	LBMC10.24.030 - Parking Prohibited Where Posted - Exception	\$85	Citation	Penalty
No Parking	LBMC10.24.050 - Parking Prohibited - Compliance Required	\$69	Citation	Penalty
Exceeded Time Limit	LBMC10.24.090 - Limited Time Parking	\$69	Citation	Penalty
Parking Within T's	LBMC10.24.130 - Parking Space Markings	\$65	Citation	Penalty
Yellow, White, Green Curb	LBMC10.26.010 - Yellow, White, Green Curb Markings	\$69	Citation	Penalty

MASTER FEES AND CHARGES SCHEDULE

DEPARTMENT: FINANCIAL MANAGEMENT				
Fee Name	Description	Fee	Per	Type
PARKING CITATIONS				
Red Curb Other	LBMC10.26.020 - Red Curb Markings	\$69	Citation	Penalty
Parking in an Alley	LBMC10.26.030 - Stopping in Alley	\$85	Citation	Penalty
Disabled Parking - Streets and Public Lots	LBMC10.34.020 - Parking for Disabled Persons Reserved for Vehicles with Appropriate License Plates or Placards	\$360	Citation	Penalty
Truck over 2 Hours	LBMC10.38.110 - Commercial Vehicle Parking on Residential Streets Designated as Truck Routes	\$85	Citation	Penalty
Commercial vehicle over 6,000 lbs unladen weight parked off truck route. Pick-ups exempt	LBMC10.40.010 - Establishment of Designated Truck Routes	\$130	Citation	Penalty
No Parking on City Property	VC21113.A - Driving or Parking on Public Grounds	\$69	Citation	Penalty
Parking in Intersection	VC22500.A - Prohibited Stopping, Standing, or Parking	\$69	Citation	Penalty
Parking on Crosswalk	VC22500.B - Prohibited Stopping, Standing, or Parking	\$69	Citation	Penalty
Red Curb Safety Zone	VC22500.C - Prohibited Stopping, Standing, or Parking	\$69	Citation	Penalty
Red Curb Fire Station	VC22500.D - Prohibited Stopping, Standing, or Parking	\$69	Citation	Penalty
Parking Across Driveway	VC22500.E - Prohibited Stopping, Standing, or Parking	\$80	Citation	Penalty
Parking on Sidewalk	VC22500.F - Prohibited Stopping, Standing, or Parking	\$69	Citation	Penalty
Obstructing Traffic at Excavation	VC22500.G - Prohibited Stopping, Standing, or Parking	\$69	Citation	Penalty
Double Parking	VC22500.H - Prohibited Stopping, Standing, or Parking	\$85	Citation	Penalty
Red Curb Bus Zone	VC22500.I - Prohibited Stopping, Standing, or Parking	\$285	Citation	Penalty
Parking in Tunnel	VC22500.J - Prohibited Stopping, Standing, or Parking	\$69	Citation	Penalty
Parking on Bridge	VC22500.K - Prohibited Stopping, Standing, or Parking	\$69	Citation	Penalty
Parking Near Access Ramp for Physically Handicapped	VC22500.L - Parking in Front of or on Curb Cut Down for Wheelchair Access	\$310	Citation	Penalty
Parking 18" of Curb	VC22502.A - Curb Parking	\$65	Citation	Penalty
Disabled Person Off Street	VC22507.8 - Parking in Spaces for the Disabled	\$360	Citation	Penalty
Red Curb Fire Hydrant	VC22514 - Fire Hydrants	\$69	Citation	Penalty

MASTER FEES AND CHARGES SCHEDULE

DEPARTMENT: FINANCIAL MANAGEMENT				
Fee Name	Description	Fee	Per	Type
PARKING CITATIONS				
Unattended Vehicle	VC22515 - Unattended Vehicles	\$65	Citation	Penalty
Locked Vehicle with Occupant	VC22516 - Locked Vehicles	\$69	Citation	Penalty
Parking on Freeway	VC22520 - Vending on or Near Freeways	\$69	Citation	Penalty
Parking on Railroad Tracks	VC22521 - Parking Upon Or Near Railroad Track	\$69	Citation	Penalty
No Current Reg. Tag	VC5204 (A) - Registration Tabs	\$65	Citation	Penalty
First Late Payment Penalty	A 100% penalty not to exceed \$55 will be assessed to an unpaid parking citation after 21 days from the mailing date of the Notice of Parking Violation.	100% up to \$55 maximum	Citation	Penalty
Department of Motor Vehicle (DMV) Collection Charge	A collection charge will be assessed to an unpaid parking citation when the citation is forwarded to the DMV to hold the vehicle registration renewal.	\$3	Citation	Penalty
Second Late Payment Penalty	A 25% penalty will be assessed to an unpaid parking citation after 21 days from the mailing date of the Notice of Parking Violation - Final Notice. This penalty will be applied after the First Late Payment Penalty and the Department of Motor Vehicles (DMV) Collection Charge is assessed and then it is rounded to the next whole dollar.	25%	Delinquent Balance	Penalty
Collection Agency Charge		25%	Citation	Penalty
Copy of Parking Violation		\$2	Citation	Fee
Guest Preferential Parking Permit - Annual	Resident is charged a permit fee for implementation and administration of the Preferential Parking Program.	33.75	Permit	Fee
Residential Preferential Parking Permit - Annual	Resident is charged a permit fee for implementation and administration of the Preferential Parking Program.	33.75	Permit	Fee
ACCOUNTING BUREAU				
ADMINISTRATIVE FEES FOR GARNISHMENT				
Set-Up Fee for Garnishment	Employee is charged to set-up the garnishment account in the payroll system	\$18.40	New Garnishment	Fee
Administrative Fee	Employee is charged to administer garnishment deduction in the payroll system	\$1.50	Garnishment Deduction	Fee
ADMINISTRATIVE PROCESSING FEES				

MASTER FEES AND CHARGES SCHEDULE

DEPARTMENT: FINANCIAL MANAGEMENT				
Fee Name	Description	Fee	Per	Type
ADMINISTRATIVE PROCESSING FEES				
Copy of W2 Form Administrative Fee - Current Employees	Current employees are issued a W2 Form annually in compliance with time frames determined by the Internal Revenue Service. Since the information is confidential an administrative process is required prior to issuing a replacement copy. This fee is charged to recoup the administrative cost of issuing a copy of a W2 for the current year or prior years.	\$12.15	Per W2	Fee
Copy of W2 Form Administrative Fee - Separated Employees	Separated employees are issued a W2 Form annually in compliance with time frames determined by the Internal Revenue Service. Since the information is confidential an administrative process is required prior to issuing a replacement copy. This fee is charged to recoup the administrative cost of issuing a copy of a W2 for the current year or prior years.	\$18.25	Per W2	Fee
Copy of 1099 Administrative Fee	Recipients of 1099 forms will be charged for copies.	\$12.55	Per 1099	Fee
BUSINESS RELATIONS BUREAU				
CANNABIS BUSINESS LICENSE FEES				
Adult-Use Cannabis Business Annual Regulatory Fee	Licensed adult-use cannabis businesses are charged an annual fee per license to recoup the cost of providing oversight and regulatory services	\$3,262.00	Application/ License	Fee
Illegal Cannabis Operation Penalty	Penalty for operating an unlicensed cannabis facility. Penalty is charged per day a violation exists.	\$1,000	Violation per day	Penalty
Illegal Cultivation of Cannabis Plant by Illegal Cannabis Operation	Penalty for operating an unlicensed cultivation cannabis facility. Penalty is charged per cannabis plant.	\$50	Plant	Penalty
Incomplete Application Fee	Incomplete Application Fee	\$55.00	Per Resubmittal	Fee
Adult-Use Cannabis Application Review Fee	Businesses that apply for an adult-use cannabis business license will be charged an application review fee to recoup costs of providing this service.	\$437.00	Application	Fee
BUSINESS LICENSE AND PERMIT FEES				
Pedicab Operator/Driver Annual Business License	Annual business license fee for the operator/driver of a pedicab	\$61.00	License	Fee
Pedicab Owner & Operator/Driver Investigative Fee	Pedicab owners and their operators/drivers are charged a one-time investigation fee for the review of their application	\$108.00	Investigation	Fee
Cannabis Modification of Premises	Cannabis businesses are charged a fee to modify their licensed premises.	\$115.00	Application	Fee

MASTER FEES AND CHARGES SCHEDULE

DEPARTMENT: FINANCIAL MANAGEMENT				
Fee Name	Description	Fee	Per	Type
BUSINESS LICENSE AND PERMIT FEES				
Cannabis Transfer of Ownership	Cannabis businesses are charged a fee to transfer ownership.	\$247.00	Application	Fee
Cannabis Tax Audit	Cannabis businesses are charged a fee at actual cost for an audit of their tax reporting and remittance.	Actual Cost	Audit	Fee
Adult Entertainment Business initial/annual	Business owners are charged for an investigation to ensure compliance with objective criteria.	\$3,425.00	Permit	Fee
Alarm System - Business - annual	Business owners are required to have an alarm permit for contact information (annual permit).	\$39.00	Permit	Fee
Alarm System Permit - Suspension or Revocation - Appeal	Applicant is charged to appeal the denial, suspension, or revocation of an alarm permit application to the City Council.	\$39.00	Appeal	Fee
Alarm System Residential - every three years	Residential owners are required to have an alarm permit for contact information (3-year permit).	\$44.00	Permit	Fee
Auto Wrecking - initial only	Business owners are charged for an investigation of applicant and location.	\$441.00	Permit	Fee
Bingo - initial/annual	Organizations are charged for an investigation to determine compliance.	\$143.00	Permit	Fee
Bowling Alley - annual	Business owners are charged for an investigation of applicant and location.	\$280.00	Permit	Fee
Bowling Alley - initial	Business owners are charged for an investigation of applicant and location.	\$1,472.00	Permit	Fee
Boxing/Wrestling - initial/renewal	Applicants are charged for a background check to run boxing/wrestling matches.	\$1,871.00	Permit	Fee
Business License ADA City/State Fee	ADA State mandated fee/health insurance Noise	\$4.00	Account	Fee
Card Room - annual	Business owners are charged for an investigation of applicant and location.	\$221.00	Permit	Fee
Card Room - initial	Business owners are charged for an investigation of applicant and location.	\$1,871.00	Permit	Fee
Closeout Sale - initial	Businesses are charged for an investigation to determine compliance.	\$202.00	Permit	Fee
Curb Painting Permit	Applicants are charged an investigative and processing fee to obtain a permit. This fee is contingent upon an ordinance being passed by City Council.	\$262.00	Permit	Fee
Curb Painting Permit-Non-Profit	Non-profit applicants are charged an investigative and processing fee to obtain a permit. This fee is contingent upon an ordinance being passed by City Council.	\$66.00	Permit	Fee
Closeout Sale each additional day >30	Businesses are charged for an investigation to determine compliance.	\$31.00	Day	Fee

MASTER FEES AND CHARGES SCHEDULE

DEPARTMENT: FINANCIAL MANAGEMENT				
Fee Name	Description	Fee	Per	Type
BUSINESS LICENSE AND PERMIT FEES				
Coin, Stamp Dealer - annual	Applicants are charged for an inspection by police.	\$238.00	Permit	Fee
Coin, Stamp Dealer - initial	Business owners are charged for an investigation of applicant and location.	\$88.00	Permit	Fee
Display/Selling Event Promoter	Promoters are charged for an inspection of property after license is issued.	\$74.00	Event	Fee
Entertainment Permit for non-profit - annual	Business owners are charged for periodic investigations to determine compliance.	\$149.00	Permit	Fee
Entertainment Permit Non-Retail - initial	Business owners are charged for an investigation of applicant and location.	\$1,561.00	Permit	Fee
Entertainment Permit, all - temporary	New business owners are charged for a preliminary investigation for temporary entertainment permit.	\$478.00	Permit	Fee
Entertainment and Dancing Permit - annual	Business owners are charged for periodic investigations to determine compliance.	\$1,286.00	Permit	Fee
Entertainment Restaurant, Bar, Tavern, Lounge Permit - annual	Business owners are charged for periodic investigations to determine compliance.	\$371.00	Permit	Fee
Entertainment Retail - Initial	Business owners are charged for application processing for review of applicant and location.	\$744.00	Permit	Fee
Entertainment Retail - Annual	Business owners are charged for periodic review to determine compliance.	\$371.00	Permit	Fee
Escort Bureau Service initial/annual	Business owners are charged for investigation of facility, criminal background and previous business operations in other cities.	\$1,472.00	Permit	Fee
Escort Permit (Employee of Escort Bureau) - annual	Escort business employees are charged for investigation to determine compliance.	\$215.00	Permit	Fee
Escort Permit (Employee of Escort Bureau) - initial	Escort business employees are charged for criminal background investigation and medical clearance.	\$371.00	Permit	Fee
Firearm Dealer initial/annual	Applicants are charged for background checks and property inspections.	\$149.00	Permit	Fee
Fortune telling - initial/annual	Applicants are charged for a background check to practice fortune-telling.	\$441.00	Permit	Fee
Garage Sale	Applicants are charged for investigation to determine compliance.	\$17.00	Permit	Fee
Horse Drawn Carriage - annual	Business owners are charged for a review of insurance compliance.	\$44.00	Permit	Fee
Horse Drawn Carriage - initial	Business owners are charged for an investigation of applicant.	\$810.00	Permit	Fee
Junk Collector - initial only	Business owners are charged for an investigation of applicant.	\$155.00	Permit	Fee
Junk Dealer - initial/annual	Junk dealers are charged for ongoing regulation of their business activities.	\$238.00	Permit	Fee

MASTER FEES AND CHARGES SCHEDULE

DEPARTMENT: FINANCIAL MANAGEMENT				
Fee Name	Description	Fee	Per	Type
BUSINESS LICENSE AND PERMIT FEES				
Massage Establishment -initial/annual	Business owners are charged for ongoing background investigation of facility and owner.	980	Permit	Fee
Massage Technician - add/change location	Massage technicians are charged for an investigation to ensure compliance.	\$143.00	Permit	Fee
Massage Technician - initial	Employees or independent contractors are charged for background investigation and to ensure compliance with code requirements.	\$418.00	Permit	Fee
Massage Technician	Employees or independent contractors are charged for ongoing background investigation and to ensure compliance with code requirements.	\$221.00	Permit	Fee
Pawn Broker - initial/annual	Pawn brokers are charged for a background check to conduct their business.	\$882.00	Permit	Fee
Peddler - initial only	Applicants are charged for inspection of property after license is issued.	\$88.00	Permit	Fee
Pool Hall/Family Billiard Hall - annual (no additional fee with existing entertainment permit)	Business owners are charged for periodic investigations to determine compliance.	\$221.00	Permit	Fee
Pool Hall/Family Billiard Hall - initial (no additional fee when also applying for entertainment permit)	Business owners are charged for an investigation of applicant and location.	\$1,733.00	Permit	Fee
Pool Tables (one or two) - initial only	Business owners are charged for an investigation of applicant and location.	\$298.00	Permit	Fee
Public Bathhouse - initial/annual	Business owners are charged for ongoing background investigation of facility and owner.	\$1,472.00	Permit	Fee
Publicly Accessible Exterior Pay Telephone - one time	Business required to have permit; regulated by Planning and Building & Public Works	\$38.00	Permit	Fee
Secondhand Dealer - initial/annual	Secondhand dealers are charged for a background check and inspection of retail property to conduct business.	\$221.00	Permit	Fee
Selling Club - annual	Business is charged for an investigation to ensure compliance.	\$441.00	Permit	Fee
Selling Club - initial	Business is charged for a background check to conduct their business.	\$149.00	Permit	Fee
Sidewalk Sale	Business associations are charged a permit fee to hold a sidewalk sale event.	\$44.00	Event	Fee
Smoking Lounge Permit	Ongoing Compliance and Investigation of facility and owner	\$334.00	Permit	Fee
Social Club - annual	Private club organizations are charged for periodic investigations to determine compliance.	\$418.00	Permit	Fee
Social Club, all - initial	Private club organizations are charged for an investigation of applicant and location.	\$978.00	Permit	Fee

MASTER FEES AND CHARGES SCHEDULE

DEPARTMENT: FINANCIAL MANAGEMENT				
Fee Name	Description	Fee	Per	Type
BUSINESS LICENSE AND PERMIT FEES				
Social Club, non-profit - annual	Private club organizations are charged for a periodic investigations to determine compliance.	\$149.00	Permit	Fee
Swap Meets - initial/annual	Applicants are charged for an inspection of property after license is issued.	\$143.00	Permit	Fee
Vehicle for Hire - annual	Requires new application for revocable permit each year.	\$371.00	Permit	Fee
Vehicle for Hire - initial	Requires new application for revocable permit each year; initial permit requires Council approval.	\$810.00	Permit	Fee
Vendor Cart Program Permit	Regulatory fee for processing a vendor cart application and issue of a permit for carts that are located in the Downtown Redevelopment Project area.	\$393.00	Permit	Fee
MISCELLANEOUS FEES				
Appeal Filing Fee (City Council)	An applicant for a business permit whose application for such permit has been denied can appeal to the Council.	\$1,549.00	Appeal	Fee
Appeal Filing Fee (Appeal Filing Fee)	Appeal business classification or tax to Director of Financial Management.	\$519.00	Appeal	Fee
Application Fee for Tax Clearance Certificate	Hotel owners request tax clearance for sale of hotel.	\$38.00	Certificate	Fee
Duplicate Decal	Replace decal for vehicle-for-hire.	\$25.00	Decal	Fee
Duplicate License/Permit	Replace business license or permit.	\$44.00	Permit	Fee
Endorsement of Change of Address	Record change of address and reissue business license	\$44.00	Endorsement	Fee
Endorsement of change of business structure	Record change of business structure. Adding partners, incorporation, etc. and reissue business license	\$44.00	Endorsement	Fee
Notification Fee (Hearing)	Mail hearing notices to property owners and residents within 300 feet of business.	\$4.60	Label	Fee
Printed Copy of Weekly New Business List	Sold at business license counter	\$4.00	Copy	Fee
Printed Copy of Monthly New Business List	Sold at business license counter	\$11.00	Copy	Fee
Printed Copy of Computer Screen Print	Sold at business license counter	\$0.22	Page	Fee
Returned Check Charge	See Citywide Fees			Penalty
Special Events - Promoter Field Licensing	Promoter Administrative fee charged for vendor in-field, non business license compliance. Booth(s) and ride(s).	\$33.00	Violation	Penalty

MASTER FEES AND CHARGES SCHEDULE

DEPARTMENT: FINANCIAL MANAGEMENT				
Fee Name	Description	Fee	Per	Type
BUSINESS LICENSE AND PERMIT FEES				
Special Events -Vendor Field Licensing	Vendor Administrative fee charged to vendor for in-field processing of business license permits and fee collections. Booth(s) and ride(s).	\$36.00	Violation	Penalty
DDED Noise Study Exemption Request - FM	Business Services review of Noise Study Exemption Request in the Downtown Dining District (Financial Management)	\$578.00	Request	Fee
DDED Noise Study Exemption Appeal - FM	Business Services review of request to appeal Noise Study Exemption Request decision for the Downtown Dining District (Financial Management)	\$514.00	Appeal	Fee
TOT FEES				
Deposit for Audit Charges for TOT Tax Clearance Certificate (refundable)	Hotel owner requests tax clearance for sale of hotel.	\$733.00	Certificate	Fee
Cost of Audit for TOT Clearance Certificate (Credited against the above TOT Refundable Deposit)	Hotel owner requests tax clearance for sale of hotel.	\$149.00	Hour	Fee
Cost of Audit for TOT Underpayments, Maximum Audit Reimbursement \$1,500	Pursuant to LBMC 3.64.110 for more than 10% underpayment of taxes.	\$149.00	Hour	Penalty
MEDICAL MARIJUANA COLLECTIVE				
PURCHASING FEES				
Contract - Compliance with wage rates	Contractors pay penalty if they do not pay general prevailing rate of per diem wages and overtime wages for each craft, or laborer, workman or mechanic for each day the laborer, workman or mechanic is paid less than the specified rate for work done by him under said contract.	\$54.00	Day	Penalty
CITY TREASURER				
UUT Delinquent Penalty Payment	Pursuant to LBMC 3.68.130 for taxes collected from a service user which are not remitted to the City Treasurer-City Tax Collector on or before the due dates. The City Treasurer-City Tax Collector shall have power to impose additional penalties upon the service supplier under the provisions of this chapter for fraud or negligence in reporting or remitting at the rate of fifteen percent (15%) of the amount of the tax collected or as recomputed by the City Treasurer-City Tax Collector.	15% plus an additional 15% for fraud or negligence	Of the total amount paid late	Penalty

MASTER FEES AND CHARGES SCHEDULE

DEPARTMENT: FINANCIAL MANAGEMENT				
Fee Name	Description	Fee	Per	Type
District Apportionment Processing Fee	Applicants pay for consultant services in regards to Tract Map Apportionment per Chapter 2, Section 66426 of the Subdivision Map Act	\$1,990 per subdivision tract map plus \$37.75 per parcel, plus \$40 County recording fee. \$970 flat fee for 4 or less parcels.	5 or more parcels	Fee
Duplicate Paycheck Administrative Fee	Employees reimburse the City for cost incurred to issue replacement paychecks including bank service charges	\$27.35	Replacement Check	Fee
FINANCIAL SERVICES FEES				
LATE CHARGES				
Late Charge - Ambulance Transport and/or Treatment	A bill, account or other amount is subject to a late charge if the customer's payment is not received by the City and applied to the account on or before the date specified on the bill as the date the late charge shall apply.	1.33%	Of the total amount owed and unpaid	Penalty
Late Charge - Property Damage Claim	A bill, account or other amount is subject to a late charge if the customer's payment is not received by the City and applied to the account on or before the date specified on the bill as the date the late charge shall apply.	1.33%	Of the total amount owed and unpaid	Penalty
Late Charge - False Alarm	A bill, account or other amount is subject to a late charge if the customer's payment is not received by the City and applied to the account on or before the date specified on the bill as the date the late charge shall apply.	25% and 10% thereafter	Of the total amount owed and unpaid	Penalty
FALSE ALARM FEES				
Second False Alarm Service Charge	A service charge shall be charged to the permittee of a particular system for the second false alarm in any twelve-month period.	\$146.00	False Alarm	Penalty
Third False Alarm Service Charge	A service charge shall be charged to the permittee of a particular system for the third false alarm in any twelve-month period.	\$179.00	False Alarm	Penalty
Fourth False Alarm Service Charge	A service charge shall be charged to the permittee of a particular system for the fourth false alarm in any twelve-month period.	\$217.00	False Alarm	Penalty
Fifth False Alarm Service Charge	A service charge shall be charged to the permittee of a particular system for the fifth false alarm in any twelve-month period.	\$374.00	False Alarm	Penalty
Any False Alarm Subsequent to the Fifth False Alarm Service Charge	A service charge shall be charged to the permittee of a particular system for any false alarm subsequent to the fifth false alarm in any twelve-month period.	\$508.00	False Alarm	Penalty

MASTER FEES AND CHARGES SCHEDULE

DEPARTMENT: FINANCIAL MANAGEMENT				
Fee Name	Description	Fee	Per	Type
MISCELLANEOUS FEES				
Application and Order for Appearance and Examination	Sheriff's levy fee, paid in advance by the City and added to the money judgment.	\$40.00	Civil Process Action	Fee
Bank Garnishment (Writ of Execution)	Sheriff's levy fee, paid in advance by the City and added to the money judgment.	\$40.00	Civil Process Action	Fee
Business Seizure (Writ of Attachment)	Sheriff's levy fee, paid by advance by the City and added to the money judgment.	\$300	Civil Process Action	Fee
Claim and Delivery (Writ of Possession)	Sheriff's levy fee, paid in advance by the City and added to the money judgment.	\$300+	Civil Process Action	Fee
Earnings Withholding Order	Sheriff's levy fee, paid in advance by the City and added to the money judgment.	\$35.00	Civil Process Action	Fee
Interest on Money Judgment	Interest shall accrue at the rate of 10% per annum on the principal amount of money judgment remaining unsatisfied.	10%	Of the total amount owed and unpaid	Penalty
Keeper 8-Hour (Writ of Attachment)	Sheriff's levy fee, paid in advance by the City and added to the money judgment.	\$300	Civil Process Action	Fee
Registered Process Server Fee	Service of Court Summons and Petition. The direct cost for process service is determined by the City and County of service and varies accordingly.	Actual Cost (based on City and County of Service)	Service	Fee
Treble Damages	Any person who passes a check on insufficient funds shall be liable to the City for damages equal to triple the amount of the check if a written demand for payment is mailed and if the person fails to pay the full amount of the check, the service charge and the cost to mail the written demand within 30 days.	No less than \$100 nor more than \$1,500	Check	Penalty
Writ Fee	The statutory fee for issuance of a writ.	\$40	Writ Fee	Fee
Abstract of Judgement	File lien to Los Angeles and/or Orange County Records Office.	\$40	Abstract	Fee
FLEET BUREAU				
FLEET				
Damage Recovery Administrative Overhead	Administrative overhead charged when City vehicles are damaged in accidents with the public and the public person is at fault. The overhead covers Fleet Services damage recovery administrative process.	10.90%	Accident	Fee

MASTER FEES AND CHARGES SCHEDULE

DEPARTMENT: FINANCIAL MANAGEMENT				
Fee Name	Description	Fee	Per	Type
FLEET				
Fuel Surcharge - General Fuels	Overhead recovery when fuel is sold to the public (generally emergencies only). Covers fuel system operations and staffing in addition to actual cost for unleaded, diesel, and aviation fuels.	\$0.55	Gallon	Fee
Fuel Surcharge - LNG	Fuel system operations and fuel system administrative overhead costs assessed in addition to actual cost for LNG (Liquefied Natural Gas) fuel.	\$0.70	Gallon	Fee
Inspection - Biennial Inspection of Terminal (BIT)	Inspection of vehicle brake systems as required by the Department of Transportation and enforced by the California Highway Patrol; commonly referred to as the BIT program.	\$260.00	Inspection	Fee
Inspection - Medical Transport (Non-Emergency)	Annual inspection of non-emergency medical transportation vehicles as required for annual renewal of Vehicle for Hire business permit.	\$149.00	Inspection	Fee
Inspection - Taxi Cab	Annual inspection of taxi cabs as required for annual renewal of Vehicle for Hire business permit.	\$149.00	Inspection	Fee
Inspection - Tow Truck: Heavy Class	Inspection of tow trucks weighing more than 10,000 lbs. GVWR (Gross Vehicle Weight Rating).	\$437.00	Inspection	Fee
Inspection - Tow Truck: Light Class	Inspection of tow trucks weighing less than 10,000 lbs. GVWR (Gross Vehicle Weight Rating).	\$260.00	Inspection	Fee
Inspection/Test - Brake System -Dyno Method	Inspect and test brakes using the Dyno machine method.	\$149.00	Inspection	Fee
Particulate Trap Cleaning	Cleaning of particulate traps required for heavy duty vehicle diesel emission engines.	\$227.00	Core	Fee
Smog Check	Vehicle emissions check per DMV registration requirements for other governmental agencies.	\$85.00	Procedure	Fee
TOWING SERVICE				
Basic Tow Rate - Light Class: Vehicles <= 9,000 lbs. GVWR	Basic tow for motorcycles, vehicles or trailers with a GVWR (Gross Vehicle Weight Rating) of 9,000 lbs. or less.	\$221	Minimum charge; prorated after 1st hour	Fee
Basic Tow Rate - Medium Class: Vehicles 9,001 lbs. - 26,000 lbs GVWR	Basic tow for vehicles or trailers with a GVWR (Gross Vehicle Weight Rating) of 9,001 lbs. through 26,000 lbs.	\$302	Minimum charge; prorated after 1st hour	Fee

MASTER FEES AND CHARGES SCHEDULE

DEPARTMENT: FINANCIAL MANAGEMENT				
Fee Name	Description	Fee	Per	Type
TOWING SERVICE				
Basic Tow Rate - Heavy Class: Vehicles >= 26,001 lbs. GVWR	Basic tow for vehicles or trailers with a GVWR (Gross Vehicle Weight Rating) of 26,001 lbs. or more, and/or any vehicle or trailer equipped with air brakes.	\$403	Minimum charge; prorated after 1st hour	Fee
Drop Fee - Light Class: Vehicles <= 9,000 lbs. GVWR	Vehicle is detached from tow truck and returned to owner in the field. For vehicles or trailers with a GVWR (Gross Vehicle Weight Rating) of 9,000 lbs or less.	\$110	Minimum charge; prorated after 1st hour	Fee
Drop Fee - Medium Class: Vehicles 9,001 lbs. - 26,000 lbs. GVWR	Vehicle is detached from tow truck and returned to owner in the field. For vehicles or trailers with a GVWR (Gross Vehicle Weight Rating) of 9,001 lbs. through 26,000 lbs.	\$123	Minimum charge; prorated after 1st hour	Fee
Drop Fee - Heavy Class: >= 26,001 lbs. GVWR	Vehicle is detached from tow truck and returned to owner in the field. For vehicles or trailers with a GVWR (Gross Vehicle Weight Rating) of 26,001 lbs. or more, and/or any vehicle or trailer equipped with air brakes.	\$329	Minimum charge; prorated after 1st hour	Fee
Mileage Outside The City	When the tow truck is required to travel outside the City limits. Fee must be in whole dollars.	\$8	Mile	Fee
Scheduled Delivery Tow	Delivery of a vehicle from a storage facility to another location; scheduled in advance.	\$113	Minimum charge; prorated after 1st hour	Fee
15 Day Lien	Filing lien sale request document with DMV and document preparation after receipt of approval of DMV approval of lien sale request and authorization for the sale of the vehicle. Fee established by California Civil Code 3074.	\$70	Vehicle	Fee
30 Day Lien	Filing lien sale request document with DMV and document preparation after receipt of DMV approval of lien sale request and authorization for the sale of the vehicle. Fee established by California Civil Code 3074.	\$70	Vehicle	Fee
90 Day Lien - Initial	Filing initial lien sale request document with DMV. (50% of total fee) Fee established by California Civil Code 3074.	\$50	Vehicle	Fee
90 Day Lien - Completed	Final document preparation after receipt of DMV approval of lien sale request and authorization for the sale of the vehicle. (Remaining 50% of total fee) Fee established by California Civil Code 3074.	\$50	Vehicle	Fee
AUCTION PROCESS				

MASTER FEES AND CHARGES SCHEDULE

DEPARTMENT: FINANCIAL MANAGEMENT				
Fee Name	Description	Fee	Per	Type
AUCTION PROCESS				
Vehicle Release Fee	Vehicle release processing fee	\$53	per vehicle	Fee
Vehicle Title Processing Fee	Fee to process titles to vehicles voluntarily surrendered by their owners	\$38	Vehicle surrendered without DMV title	Fee
Key Return Fee	Purchase of existing keys for vehicles sold at lien sale auctions.	\$40 per existing key	One key per vehicle	Fee
Standard Key Production Fee	Create standard keys for vehicles sold at lien sale auctions, or in other instances where vehicle keys have been lost or misplaced.	\$84 per standard key	One (standard) vehicle key	Fee
Electronic Key Production Fee	Create electronic keys for vehicles sold at lien sale auctions, or in other instances where electronic vehicle keys have been lost or misplaced.	\$216 per key	One electronic key per vehicle	Fee
Duplicate Lien Sale Documents	Customer requested Lien Sale registration document package replacement.	\$88	Vehicle	Fee
Bidder Card Fee	Per vehicle bidder fee	\$32	Card	Fee
Lost Bidder Card Fee	Customer fails to return assigned auction Bidder Card.	\$9	Vehicle	Fee
Long Lien Auction Vehicle Purchase Deposit	Customers must provide a non-refundable deposit to cover the storage cost of the (state required) 10 day Long Lien waiting period.	\$761	Vehicle	Fee
Archive Files Research	Retrieval of Towing / Lien from storage.	\$38	Vehicle	Fee
SECURED STORAGE				
Vehicle Storage - Standard: 20 feet long or less.	Storage of vehicles measuring 20 feet long or less.	\$72	Day	Rent
Vehicle Storage - Large: 21 Feet or more.	Storage of vehicles measuring 21 feet or longer.	\$89	Day	Rent
Motorcycle Storage	Storage of motorcycles.	\$44	Day	Rent
TOWING MISCELLANEOUS FEES				
Hazardous Materials	Disposal of hazardous waste collected by tow driver. (Usually spilled fuel or oil.)	\$83	Vehicle	Fee
Labor Required At Scene	Other staff at scene in addition to the tow truck driver and when additional staff does not drive a vehicle to the scene.	\$98	Hour	Fee
After Hours Vehicle / Property Release	Release of a vehicle or property out of the storage yard after posted business hours.	\$110	Vehicle	Fee
Impounding Agency Administrative Fee	Covers administrative costs and labor involved in inspecting and reporting condition of vehicles towed.	\$40	Vehicle	Fee

MASTER FEES AND CHARGES SCHEDULE

DEPARTMENT: FINANCIAL MANAGEMENT				
Fee Name	Description	Fee	Per	Type
TOWING MISCELLANEOUS FEES				
Vehicle Impound Notification	Certified notification to legal (bank, individual, business, etc.) and registered owner (individual, business, etc.) when a vehicle has been impounded. Notification required within 48 hours.	\$27	Record	Fee
Police Release - Unlicensed Driver	Covers police investigation and labor when an unlicensed driver's vehicle is impounded.	\$129	Vehicle	Fee
Parking Citation Processing Fee	Reimbursement of administrative costs to process parking citation payments at Towing & Lien Sales	\$17	Transaction	Fee

MASTER FEES AND CHARGES SCHEDULE

DEPARTMENT: FIRE				
Fee Name	Description	Fee	Per	Type
Underground Storage Tank Inspection (CUPA)	Engineers/Contractors/Owners pay for the review of plans for fire and life safety compliance. Underground storage tanks - installation, repair, removal or approved abandonment, first tank.	\$310 + \$220 per each additional tank	Tank	Fee
Underground Storage Tank Piping Inspection (CUPA)	Engineers/Contractors/Owners pay for the review of plans for fire and life safety compliance. When not in conjunction with underground storage tank in PC-07 A referenced above; repair, replacement or removal at the same location by street address.	\$415 Permit	Permit	Fee
Underground Storage Tank Monitoring Wells Inspection (CUPA)	Engineers/Contractors/Owners pay for the review of plans for fire and life safety compliance. Installation or removal.	\$415 + \$205 per each additional well	Well	Fee
Aboveground Storage Tanks - Installation, Repair, Removal or Approved Abandonment Inspection	Engineers/Contractors/Owners pay for the review of plans for fire and life safety compliance. Installation, removal or approved abandonment.	\$139 + \$70 per additional tank	Tank	Fee
Aboveground Storage Tank Piping Inspection	Engineers/Contractors/Owners pay for the review of plans for fire and life safety compliance. When not in conjunction with above ground storage tank PC-07D above; repair, replacement or removal at same location by street address.	\$210 per first 100 feet of piping + \$55 per 100 feet of piping over 100 feet	Application	Fee
Processing/Refining To Each Cracking Tower Inspection	Engineers/Contractors/Owners pay for the review of plans for fire and life safety compliance.	\$310.00	Permit	Fee
Aboveground Storage Tank Annual Permit -1,320-9,999 aggregate per site or TIUGA Area (CUPA)	Annual Permit Fee Charged by Health Department to Business Owner for Inspection of aboveground storage tanks 1,320 - 9,999 aggregate gallons per site.	\$183.67 per site/aggregate gallons	Site	Fee
Aboveground Storage Tank Annual Permit - 10,000-100,000 aggregate gallons per site (CUPA)	Annual Permit Fee Charged by Health Department to business owner for inspection of aboveground storage tanks 10,000 - 100,000 aggregate gallons per site.	\$811 per site/aggregate gallons	Site	Fee
Aboveground Storage Tank Annual Permit - 100,001-1,000,000 aggregate gallons per site (CUPA)	Annual Permit Fee Charged by Health Department to business owner for inspection of aboveground storage tanks 100,001 - 1,000,000 aggregate gallons per site.	\$1,228 per site/aggregate gallons	Site	Fee
Aboveground Storage Tank Annual Permit - 1,000,001-10,000,000 aggregate gallons per site (CUPA)	Annual Permit Fee Charged by Health Department to business owner for inspection of aboveground storage tanks 1,000,001 - 10,000,000 aggregate gallons per site.	\$3,110 per site/aggregate gallons	Site	Fee

MASTER FEES AND CHARGES SCHEDULE

DEPARTMENT: FIRE				
Fee Name	Description	Fee	Per	Type
Aboveground Storage Tank Annual Permit - 10,000,001-100,000,000 aggregate gallons per site (CUPA)	Annual Permit Fee Charged by Health Department to business owner for inspection of aboveground storage tanks 10,000,001-100,000,000 aggregate gallons per site.	\$3,800 per site/aggregate gallons	Site	Fee
Aboveground Storage Tank Annual Permit -100,000,001+ aggregate gallons per site (CUPA)	Annual Permit Fee Charged by Health Department to business owner for inspection of aboveground storage tanks 100,000,001 + aggregate gallons per site.	Charge fully allocated hourly rates for all staff involved + any outside costs	Site	Fee
High Pile Combustible Storage: 500-2,500 square feet	Business operators pay for the inspection of their operation.	\$488	Annual Permit	Fee
High Pile Combustible Storage: 2,501-12,000 square feet	Business operators pay for the inspection of their operation.	\$632	Annual Permit	Fee
High Pile Combustible Storage: 12,001-500,000 square feet	Business operators pay for the inspection of their operation.	\$775	Annual Permit	Fee
High Pile Combustible Storage: 500,001 +	Business operators pay for the inspection of their operation.	\$918	Annual Permit	Fee
Multi-family, hotels, motels, and condominiums with 11 to 50 units	Property owners/operators pay for the inspection of their building	\$95.00	Annual Permit	Fee
MEDICAL SERVICES				
BASE RATE				
First Responder Fee	The First Responder Fee fee is charged whenever a person is medically evaluated and/or treated by Fire Department first responders. This fee is separate from existing ambulance transport fees.	\$250	Patient that is medically evaluated and/or treated by Fire staff on a first responder unit	Fee
Advanced Life Support (ALS)	Transport patient with equipment and personnel at an advanced life support (ALS) level.	\$2,603	Patient Transport	Fee
Basic Life Support (BLS)	Transport patient with equipment and personnel at a basic life support (BLS) level.	\$1,738	Patient Transport	Fee
MILEAGE				
ALS Ambulance - per mile or fraction	Mileage charge per mile or fraction thereof per ALS transport.	\$18.50	Mile or Fraction	Fee
BLS Ambulance - per mile or fraction	Mileage charge per mile or fraction thereof per BLS transport.	\$18.50	Mile or Fraction	Fee

MASTER FEES AND CHARGES SCHEDULE

DEPARTMENT: FIRE				
Fee Name	Description	Fee	Per	Type
SPECIALIZED SERVICES				
ALS Ambulance Supplies	Medical supplies used during patient care	Cost +75%	Unit	Fee
BLS Ambulance Supplies	Medical supplies used during patient care	Cost +75%	Unit	Fee
Defibrillation	Cardiac treatment procedure	\$69	Patient	Fee
Intubation	Procedure to establish artificial airway	\$84	Patient	Fee
IV Insertion	Procedure to establish intravenous access	\$69	Patient	Fee
Oxygen	Administration of supplemental oxygen	\$76	Patient	Fee
Extra Attendant	Additional staff required in provision of patient care.	\$69	Attendant	Fee
EKG Monitoring	Monitors the activity of the heart	\$36.95	Patient	Fee
Advanced EKG Monitoring	Patients who receive both EKG and Advanced EKG monitoring will be charged one fee.	\$55	Patient	Fee
Pulse Oximeter	Measures blood oxygen	\$103	Patient	Fee
Cardiopulmonary Resuscitation (CPR), Advanced Cardiac Life Support (ACLS), Pediatric Advanced Life Support (PALS) and other Emergency Medical Services (EMS) related Training	Classes in CPR, ACLS, PALS or other EMS related training	\$49.55 to \$314	Person	Fee
Continuous Positive Airway Pressure (CPAP) Treatment		\$190	Treatment	Fee
Capnography	Measures end-tidal carbon dioxide	\$100	Treatment	Fee
Childbirth	Procedure to deliver and care for newborn baby	\$56	Incident	Fee
Spinal Immobilization	Procedure to stabilize spine	\$113	Incident	Fee
Traction Splint	Procedure to stabilize femur fracture	\$103	Incident	Fee
Cardioversion	Cardiac treatment procedure	\$68	Treatment	Fee
Transcutaneous Pacing	Cardiac Treatment Procedure	\$68	Treatment	Fee
Intraosseous IV	Procedure to establish intravenous access	\$226	Treatment	Fee
King Airway	Procedure to establish artificial airway	\$159	Treatment	Fee
MEDICATION				
Medications and IV Solutions	Medications and/or intravenous solutions administered to patient during treatment.	Cost +75%	Unit	Fee

MASTER FEES AND CHARGES SCHEDULE

DEPARTMENT: FIRE				
Fee Name	Description	Fee	Per	Type
PLAN CHECKS - FIELD INSPECTIONS - CERTIFICATES				
Special Equipment Plan Check	Architects/Engineers/Contractors/Owners pay for the review of plans for fire and life safety compliance. Spray booths, fumigant chambers, pressure vessels and tanks, drying ovens, industrial baking ovens, industrial heating equipment, and other industrial equipment requiring Fire Dept. approval.	\$630	Application	Fee
Special Systems Plan Check - Vapor Recovery Systems (CUPA)	Architects/Engineers/Contractors/Owners pay for the review of plans for fire and life safety compliance. Vapor recovery systems requiring Fire Department approval.	\$620.00	Application	Fee
Special Systems Plan Check - Other	Architects/Engineers/Contractors/Owners pay for the review of plans for fire and life safety compliance. Dust collecting systems, commercial/industrial compressed or liquefied gas manifolds, and other special systems requiring Fire Department approval.	\$620	Application	Fee
Underground Fire Protection Piping	Underground Fire Protection Piping	\$483	Application	Fee
Smoke Control System Review and Inspection	Smoke Control System Review and Inspection	\$3,049	Application	Fee
FLAMMABLE AND OTHER HAZARDOUS LIQUID STORAGE TANKS				
Underground Storage Tank Plan Check (CUPA)	Engineers/Contractors/Owners pay for the review of plans for fire and life safety compliance. Underground storage tanks - installation, repair, removal or approved abandonment, first tank.	\$1,245 + \$415 per add'l tank	Application	Fee
Underground Storage Tank Piping Plan Check (CUPA)	Engineers/Contractors/Owners pay for the review of plans for fire and life safety compliance. When not in conjunction with underground storage tank in PC-07 A referenced above; repair, replacement or removal at the same location by street address.	\$830.00	Application	Fee
Underground Storage Tank Monitoring Wells Plan Check (CUPA)	Engineers/Contractors/Owners pay for the review of plans for fire and life safety compliance. Installation or removal.	\$415 + \$205 per add'l well	Application	Fee
Aboveground Storage Tanks - Installation, Repair, Removal or Approved Abandonment Plan Check	Engineers/Contractors/Owners pay for the review of plans for fire and life safety compliance. Installation, removal or approved abandonment.	\$620 + \$415 per add'l tank	Application	Fee
Aboveground Storage Tank Piping Plan Check	Engineers/Contractors/Owners pay for the review of plans for fire and life safety compliance. When not in conjunction with above ground storage tank PC-07D above; repair, replacement or removal at same location by street address.	\$415 + \$105 per 100ft piping	Application	Fee

MASTER FEES AND CHARGES SCHEDULE

DEPARTMENT: FIRE				
Fee Name	Description	Fee	Per	Type
FLAMMABLE AND OTHER HAZARDOUS LIQUID STORAGE TANKS				
Processing/Refining To Each Cracking Tower Plan Check	Engineers/Contractors/Owners pay for the review of plans for fire and life safety compliance.	\$1035	Application	Fee
MISCELLANEOUS				
Code Alternate Review & Comment	Code Alternate Review & Comment	\$969	Application	Fee
Off Hour Inspections	Inspections performed off normal hours - 2 hour minimum	\$168	Hour, minimum billing 2 hours	Fee
Plan review resubmittal on the 3rd and each subsequent inspection (1 hr min) with supervisor approval. (CUPA)	Plan review resubmittal on the 3rd and each subsequent inspection (1 hr min) with supervisor approval.	Charge the fully allocated hourly rates for all personnel involved plus any outside costs	Hour, minimum billing 1 hour	Fee
Plan review of revisions to originally approved plans with supervisor approval. (CUPA)	Plan review of revisions to originally approved plans with supervisor approval.	Charge the fully allocated hourly rates for all personnel involved plus any outside costs	Hour, minimum billing 1 hour	Fee
Accelerate plan review (work performed after hours - 2 hr min) with supervisor approval. (CUPA)	Accelerate plan review (work performed after hours - 2 hr min) with supervisor approval.	150% of the plan check fee	Hour, minimum billing 2 hours	Fee
Off-Hour Inspections (CUPA)	Inspections performed off normal work hours - 2 hr minimum	Charge the fully allocated hourly overtime rates for all personnel involved plus any outside costs with a 2 hour minimum.	Hour, minimum billing 2 hours	Fee
SURCHARGES				
Technology Surcharge	Surcharge to fund the continued upgrade and maintenance of technology	The total of 6.2% of each fee imposed or authorized by the provisions of Title 18 of the Municipal Code.	Application	Fee

MASTER FEES AND CHARGES SCHEDULE

DEPARTMENT: FIRE				
Fee Name	Description	Fee	Per	Type
ANNUAL FIRE PERMITS				
GENERAL USE PERMIT AND CERTIFICATES shall be required for any activity or operation not specifically described below which, in the judgment of the Fire Chief or Fire Marshal is likely to produce conditions hazardous to life or property, and shall be accompanied by fees as set forth herein	Owners/Tenants pay for the inspection of their operation.	\$430	Annual Permit	Fee
Tire recapping or rebuilding plant	Owners/Tenants pay for the inspection of their operation.	\$430	Annual Permit	Fee
Waste Handling - automobile wrecking yards, junk yards or waste material handling plants	Owners/Tenants pay for the inspection of their operation.	\$430	Annual Permit	Fee
Cellulose nitrate: Plastics (Pyroclin) – storage and/or manufacturing of Cellulose nitrate motion picture film	Owners/Tenants pay for the inspection of their operation.	\$430	Annual Permit	Fee
Combustible fibers or material storage and/or handling, over 100 cubic feet	Owners/Tenants pay for the inspection of their operation.	\$430	Annual Permit	Fee
Compressed gases – storage, handling and/or use - Non-flammable 6,000 to 12,000 cubic feet	Owners/Tenants pay for the inspection of their operation.	\$320	Annual Permit	Fee
Compressed gases - Non-flammable over 12,000 cubic feet	Owners/Tenants pay for the inspection of their operation.	\$430	Annual Permit	Fee
Compressed gases - Flammable 200 to 12,000 cubic feet	Owners/Tenants pay for the inspection of their operation.	\$320	Annual Permit	Fee
Compressed gases - Flammable over 12,000 cubic feet	Owners/Tenants pay for the inspection of their operation.	\$430	Annual Permit	Fee
Cryogenic fluids - storage, handling, and/or use - see CFC Table 105.6.10	Owners/Tenants pay for the inspection of their operation.	\$430	Annual Permit	Fee
Explosives, Including fireworks and pyrotechnic devices – possession, storage, and/or transportation	Owners/Tenants pay for the inspection of their operation.	\$645	Annual Permit	Fee

MASTER FEES AND CHARGES SCHEDULE

DEPARTMENT: FIRE				
Fee Name	Description	Fee	Per	Type
Flammable finishes – spraying or dipping operations .	Owners/Tenants pay for the inspection of their operation. Spray finishing, dip tanks, electrostatic apparatus, automobile undercoating, power coating and organic peroxides and dual component coatings.	\$430	Annual Permit	Fee
Flammable and combustible liquids – storage, handling, and/or use - Underground storage. (CUPA)	Owners/Tenants pay for the inspection of their operation. Per tank, piping and vapor recovery system.	\$1,012	Annual Permit	Fee
Flammable and combustible liquids – Storage, handle, and use of Class 1 liquid in excess of 5 gals inside & 10 gals outside. Class II & IIIA liquid in excess of 25 gals inside & 60 gals outside	Owners/Tenants pay for the inspection of their operation.	\$430	Annual Permit	Fee
Flammable and combustible liquids . Above ground bulk storage for each 250,000 BBL or major fraction thereof	Owners/Tenants pay for the inspection of their operation.	\$553	Annual Permit	Fee
Operate tank vehicles, equipment, terminals, refineries, distilleries, and similar facilities.	Owners/Tenants pay for the inspection of their operation.	\$645	Annual Permit	Fee
Fumigation and thermal insecticidal fogging and fruit ripening processes when using any hazardous, toxic and/or flammable gases, liquids or solids	Owners/Tenants pay for the inspection of their operation.	\$645	Annual Permit	Fee
Garages-motor vehicle repair	Owners/Tenants pay for the inspection of their operation.	\$488	Annual Permit	Fee
Haz Mats– Corrosives - storage, transport onsite, use, handle, dispense more than 55 gals, 500 lbs, 200 cu.ft.	Owners/Tenants pay for the inspection of their operation.	\$313	Annual Permit	Fee
Haz Mats– Oxidizing Materials - storage, transport onsite, use, handle, dispense see CFC Table 105.6.20	Owners/Tenants pay for the inspection of their operation.	\$313	Annual Permit	Fee

MASTER FEES AND CHARGES SCHEDULE

DEPARTMENT: FIRE				
Fee Name	Description	Fee	Per	Type
Haz Mats– Organic Peroxides- storage, transport onsite, use, handle, dispense see CFC Table 105.6.20	Owners/Tenants pay for the inspection of their operation.	\$488	Annual Permit	Fee
Haz Mats– Highly Toxic Materials - storage, transport onsite, use, handle, dispense any amount of gas. liquid or solid	Owners/Tenants pay for the inspection of their operation.	\$488	Annual Permit	Fee
Haz Mats– Toxic Materials - storage, transport onsite, use, handle, dispense more than 10 gals, 100 lbs, any cu.ft.	Owners/Tenants pay for the inspection of their operation.	\$385	Annual Permit	Fee
Haz Mats– Pyrophoric Materials - storage, transport onsite, use, handle, dispense any amount of gas. liquid or solid	Owners/Tenants pay for the inspection of their operation.	\$385	Annual Permit	Fee
Haz Mats– Unstable Reactive Materials - storage, transport onsite, use, handle, dispense see CFC Table 105.6.20	Owners/Tenants pay for the inspection of their operation.	\$385	Annual Permit	Fee
Haz Mats– Water-Reactive Materials - storage, transport onsite, use, handle, dispense see CFC Table 105.6.20	Owners/Tenants pay for the inspection of their operation.	\$385	Annual Permit	Fee
Haz Mats– Flammable Materials - storage, transport onsite, use, handle, dispense more than, 100 lbs	Owners/Tenants pay for the inspection of their operation.	\$385	Annual Permit	Fee
Liquid gases – storage, handling and/or transportation in a container, tank or tank vehicle	Owners/Tenants pay for the inspection of their operation.	\$505	Annual Permit	Fee
Combustible dust producing operations - coal, feed mill, or other operations producing combustible dusts.	Owners/Tenants pay for the inspection of their operation.	\$488	Annual Permit	Fee
Industrial Ovens – operation of	Owners/Tenants pay for the inspection of their operation.	\$488	Annual Permit	Fee

MASTER FEES AND CHARGES SCHEDULE

DEPARTMENT: FIRE				
Fee Name	Description	Fee	Per	Type
A-1 Occupancies - 2,000 and more occupancy load	Business operators pay for the inspection of their operation. Places of Assembly - Gathering together of 50 or more persons for purposes such as deliberations, education, instruction, worship, entertainment, amusement, drinking, dining or awaiting transportation; i.e. hotels, motels, (50 units or more) restaurants, theaters, bars, dance studios, trade schools, bowling alleys, billiard parlors, clubs, mortuaries, cemetery and/or wedding chapels, and places of worship. Assembly includes a stage.	\$1,413	Annual Permit	Fee
A-1 Occupancies - 1,000 to 1,999 occupancy load	Business operators pay for the inspection of their operation. Places of Assembly - Gathering together of 50 or more persons for purposes such as deliberations, education, instruction, worship, entertainment, amusement, drinking, dining or awaiting transportation; i.e. hotels, motels, (50 units or more) restaurants, theaters, bars, dance studios, trade schools, bowling alleys, billiard parlors, clubs, mortuaries, cemetery and/or wedding chapels, and places of worship.	\$1,340	Annual Permit	Fee
A-2 Occupancies - 50-299 occupants	Business operators pay for the inspection of their operation. Places of Assembly - Gathering together for purposes such as deliberations, education, instruction, worship, entertainment, amusement, drinking, dining or awaiting transportation; i.e. hotels, motels, (50 units or more) restaurants, theaters, bars, dance studios, trade schools, bowling alleys, billiard parlors, clubs, mortuaries, cemetery and/or wedding chapels, and places of worship. Assembly includes a stage.	\$645 per annual permit	Annual Permit	Fee
A-2.1 Occupancies - A-2 Occupancies 299+ occupants	Business operators pay for the inspection of their operation. Places of Assembly - Gathering together of 50 or more persons for purposes such as deliberations, education, instruction, worship, entertainment, amusement, drinking, dining or awaiting transportation; i.e. hotels, motels, (50 units or more) restaurants, theaters, bars, dance studios, trade schools, bowling alleys, billiard parlors, clubs, mortuaries, cemetery and/or wedding chapels, and places of worship.	\$855	Annual Permit	Fee

MASTER FEES AND CHARGES SCHEDULE

DEPARTMENT: FIRE				
Fee Name	Description	Fee	Per	Type
A-2.1 Occupancies - 300 to 1,999 occupancy load	Business operators pay for the inspection of their operation. Places of Assembly - Gathering together of 50 or more persons for purposes such as deliberations, education, instruction, worship, entertainment, amusement, drinking, dining or awaiting transportation; i.e. hotels, motels, (50 units or more) restaurants, theaters, bars, dance studios, trade schools, bowling alleys, billiard parlors, clubs, mortuaries, cemetery and/or wedding chapels, and places of worship.	\$745	Annual Permit	Fee
A-3 Occupancies - 50 to 299 occupancy load	Business operators pay for the inspection of their operation. Places of Assembly - Gathering together of 50 or more persons for purposes such as deliberations, education, instruction, worship, entertainment, amusement, drinking, dining or awaiting transportation; i.e. hotels, motels, (50 units or more) restaurants, theaters, bars, dance studios, trade schools, bowling alleys, billiard parlors, clubs, mortuaries, cemetery and/or wedding chapels, and places of worship.	\$622	Annual Permit	Fee
Mechanical refrigeration operation	Business operators pay for the inspection of their operation.	\$417	Annual Permit	Fee
Airports, heliports and helistops	Business operators pay for the inspection of their operation.	\$632	Annual Permit	Fee
Rifle ranges	Business operators pay for the inspection of their operation.	\$417	Annual Permit	Fee
Aviation Facilities – servicing and repairing of aircraft, fueling stations and aircraft re-fuelers	Business operators pay for the inspection of their operation.	\$783	Annual Permit	Fee
High-rise Buildings – buildings over 75 feet in height (fully fire sprinklered)	Business operators pay for the inspection of their operation.	\$1,977	Annual Permit	Fee
Dry Cleaning plants using hazardous, toxic and/or flammable liquids	Business operators pay for the inspection of their operation.	\$430	Annual Permit	Fee
Lumber yards - storage or processing of lumber over 100,000 board feet.	Business operators pay for the inspection of their operation.	\$430	Annual Permit	Fee
Malls, covered	Business operators pay for the inspection of their operation.	\$847	Annual Permit	Fee
Aircraft Fueling / Service Station (CUPA)	Business operators pay for the inspection of their operation.	\$535	Annual Permit	Fee
Auto Fueling / Service Station (CUPA)	Business operators pay for the inspection of their operation.	\$830.00	Annual Permit	Fee

MASTER FEES AND CHARGES SCHEDULE

DEPARTMENT: FIRE				
Fee Name	Description	Fee	Per	Type
Candles & Open Flames	Business operators pay for the inspection of their operation.	\$430	Annual Permit	Fee
Commercial Rubbish – Handling Operation	Business operators pay for the inspection of their operation.	\$430	Annual Permit	Fee
Marine Fueling / Service Station (CUPA)	Business operators pay for the inspection of their operation.	\$511	Annual Permit	Fee
Natural Gasoline Plant	Business operators pay for the inspection of their operation.	\$1,720	Annual Permit	Fee
OTHER ANNUAL FIRE PERMITS				
Organic Coating	Business operators pay for the inspection of their operation.	\$430	Annual Permit	Fee
Paint, Coating or other Surface Finish	Business operators pay for the inspection of their operation.	\$430	Annual Permit	Fee
Roofing Kettle	Business operators pay for the inspection of their operation.	\$430	Annual Permit	Fee
Welding and Cutting Operations	Business operators pay for the inspection of their operation.	\$430	Annual Permit	Fee
Level 2 or 3 aerosol products in excess of 500 pounds.	Business operators pay for the inspection of their operation.	\$313	Annual Permit	Fee
Amusement buildings	Business operators pay for the inspection of their operation.	\$430	Annual Permit	Fee
Hazardous production materials facilities	Business operators pay for the inspection of their operation.	\$488	Annual Permit	Fee
Hot work operations	Business operators pay for the inspection of their operation.	\$313	Annual Permit	Fee
Woodworking plants - storage or processing of lumber over 100,000 board feet.	Business operators pay for the inspection of their operation.	\$430	Annual Permit	Fee
Magnesium - to melt, cast, heat treat or grind more than 10 pounds	Business operators pay for the inspection of their operation.	\$313	Annual Permit	Fee
Miscellaneous combustible storage - store miscellaneous combustibles in a building or on a premise in excess of 2500 cubic feet.	Business operators pay for the inspection of their operation.	\$313	Annual Permit	Fee
Tire storage	Business operators pay for the inspection of their operation. Establish, conduct or maintain storage of scrap tires and tire byproducts 2500 cu. Ft and for storage of tires and tire byproducts inside.	\$313	Annual Permit	Fee
Wood products -	Business operators pay for the inspection of their operation. Store chips, hogged material, lumber or plywood in excess of 200 cu. Ft.	\$313	Annual Permit	Fee

MASTER FEES AND CHARGES SCHEDULE

DEPARTMENT: FIRE				
Fee Name	Description	Fee	Per	Type
Battery system - Lead acid battery systems having a liquid capacity greater than 50 gallons	Property owners pay for the inspection of their building.	\$385	Annual Permit	Fee
Live Audience	Business operators pay for the inspection of their operation. To install seating arrangements for live audiences in approved production facilities, production studios, and sound stages.	\$313	Annual Permit	Fee
Radioactive material - Storage or handling of radioactive material	Business operators pay for the inspection of their operation.	\$313	Annual Permit	Fee
A-1 Occupancy	Property owners pay for the inspection of their building. Assembly use usually with fixed seating intended for the production and viewing of the performing arts or motion pictures.	\$1,413	Annual Permit	Fee
A-2 Occupancy - 50 to 299 occupants	Property owners pay for the inspection of their building. Assembly use intended for food and/or drink consumption.	\$488	Annual Permit	Fee
A-2 Occupancy - More than 299 occupants	Property owners pay for the inspection of their building. Assembly use intended for food and/or drink consumption.	\$855	Annual Permit	Fee
A-3 Occupancy	Property owners pay for the inspection of their building. Assembly use intended for worship, recreation, amusement and other assembly uses not classified elsewhere in Group A Occupancy.	\$855	Annual Permit	Fee
A-4 Occupancy	Property owners pay for the inspection of their building. Assembly use intended for the viewing of indoor sporting events and activities.	\$1290	Annual Permit	Fee
A-5 Occupancy	Property owners pay for the inspection of their building. Assembly use intended for participation in or viewing of outdoor activities.	\$860	Annual Permit	Fee
E Occupancy	Business operators pay for the inspection of their operation.	\$488	Annual Permit	Fee
E (daycare) Occupancy	Business operators pay for the inspection of their operation.	\$430	Annual Permit	Fee
I-1 Occupancy	Business operators pay for the inspection of their operation.	\$430	Annual Permit	Fee
I-2 Occupancy	Business operators pay for the inspection of their operation.	\$430	Annual Permit	Fee
I-2.1 Occupancy	Business operators pay for the inspection of their operation.	\$430	Annual Permit	Fee
I-3 Occupancy	Business operators pay for the inspection of their operation.	\$430	Annual Permit	Fee
I-4 Occupancy	Business operators pay for the inspection of their operation.	\$430	Annual Permit	Fee

MASTER FEES AND CHARGES SCHEDULE

DEPARTMENT: FIRE				
Fee Name	Description	Fee	Per	Type
R-2.1 Occupancy	Business owners pay for the inspection of their operation	\$430	Annual Permit	Fee
R-4 Occupancy	Business operators pay for the inspection of their operations	\$430	Annual Permit	Fee
Cannabis Dispensary Facility Permit	Property owners/operators pay for the inspection of their facility	\$419	Annual Permit	Fee
Cannabis Cultivation Facility Permit	Property owners/operators pay for the inspection of their facility	\$747	Annual Permit	Fee
Cannabis Manufacturing Facility Permit	Property owners/operators pay for the inspection of their facility	\$1,048	Annual Permit	Fee
Cannabis Testing Facility Permit	Property owners/operators pay for the inspection of their facility	\$355	Annual Permit	Fee
Cannabis Distribution Facility Permit	Property owners/operators pay for the inspection of their facility	\$530	Annual Permit	Fee
Late Payment Penalty	Fee Charged by Fire Department for Late Payment on Fire Permit	30% of original fee	Permit	Penalty
CUPA: Late Payment Penalty	Fee Charged by Fire Department for Late Payment on Fire Permit or Hazardous Materials Disclosure Program Fee	30% of original fee	Permit or Inspection	Penalty
FIRE SPRINKLER RETROFIT ALTERNATIVE PERMITS				
Multi-family, hotels, motels, and condominiums with 51 to 100 units	Property owners/operators pay for the inspection of their building	\$285	Building	Fee
Multi-family, hotels, motels, and condominiums with 101 to 200 units	Property owners/operators pay for the inspection of their building	\$315	Building	Fee
Multi-family, hotels, motels, and condominiums with 201 units and greater	Property owners/operators pay for the inspection of their building	\$379	Building	Fee
High-rise buildings (75ft and higher)	Property owners/operators pay for the inspection of their building	\$2595	Building	Fee
1st Reinspection	Property owners/operators pay for the inspection of their building and are assessed a fee for failure to comply with violation notices	\$0	Reinspection	Fee
2nd Reinspection	Property owners/operators pay for the inspection of their building and are assessed a fee for failure to comply with violation notices	150% of permit fee	Reinspection	Fee
3rd and each subsequent Reinspection	Property owners/operators pay for the inspection of their building and are assessed a fee for failure to comply with violation notices	200% of permit fee	Reinspection	Fee
MULTI-FAMILY RESIDENTIAL INSPECTION PERMIT				
Multi-family residential property and condominiums with 3 to 10 units	Property owners/operators pay for the inspection of their building	\$95	Building	Fee

MASTER FEES AND CHARGES SCHEDULE

DEPARTMENT: FIRE				
Fee Name	Description	Fee	Per	Type
MULTI-FAMILY RESIDENTIAL INSPECTION PERMIT				
Multi-family residential property and condominiums with 11 to 50 units	Property owners/operators pay for the inspection of their building	\$159	Building	Fee
Multi-family residential property and condominiums with 51 to 100 units	Property owners/operators pay for the inspection of their building	\$198	Building	Fee
Multi-family residential property and condominiums with 101 to 200 units	Property owners/operators pay for the inspection of their building	\$243	Building	Fee
Multi-family residential property and condominiums with 201 units and greater	Property owners/operators pay for the inspection of their building	\$315	Building	Fee
Hotels/Motels with 3 to 10 units	Property owners/operators pay for the inspection of their building	\$190	Building	Fee
Hotels/Motels with 11 to 50 units	Property owners/operators pay for the inspection of their building	\$285	Building	Fee
Hotels/Motels with 51 to 100 units	Property owners/operators pay for the inspection of their building	\$380	Building	Fee
Hotels/Motels with 101 to 200 units	Property owners/operators pay for the inspection of their building	\$475	Building	Fee
1st Reinspection	Property owners/operators pay for the inspection of their building and are assessed a fee for failure to comply with violation notices	\$0	Reinspection	Fee
2nd Reinspection	Property owners/operators pay for the inspection of their building and are assessed a fee for failure to comply with violation notices	150% of the permit fee	Reinspection	Fee
3rd and each subsequent Reinspection	Property owners/operators pay for the inspection of their building and are assessed a fee for failure to comply with violation notices	200% of the permit fee	Reinspection	Fee
SPECIAL ACTIVITIES AND EVENTS - ONE TIME PERMITS				
Fireworks – outside public display . Approved standby fire-watch required at operator's expense, refer to MS-02A	Event organizers/operators pay for inspections which determine whether or not the events are being conducted in a safe and compliant manner for all participants.	\$625	Event	Fee
Blasting operations – for each 4 hr period or any fraction thereof. Approved standby fire-watch may be required at operator's expense, refer to MS-02A-C, MS-03 and MS-04A-C	Business operators pay for the inspection of their operation to determine whether or not conditions exist which are hazardous to life or property.	\$745	Event	Fee

MASTER FEES AND CHARGES SCHEDULE

DEPARTMENT: FIRE				
Fee Name	Description	Fee	Per	Type
Special Events Plan Check & Site Inspection—other than tents and air supported structures. Approved standby fire-watch may be required at operator's expense, refer to MS-02. For reinspection charges see MS-01. Less than 30,000 sq. ft. or an occupant load of less than 2,000 whichever is more restrictive	Event organizers/operators pay for inspections which determine whether or not the events are being conducted in a safe and compliant manner for all participants. Public assembly, stage productions, exhibits, reviewing stands, grandstands and bleachers, trade shows, concerts, banquets, etc.	\$410	Event	Fee
Special Events Plan Check & Site Inspection—other than tents and air supported structures. Approved standby fire-watch may be required at operator's expense, refer to MS-02. For reinspection charges see MS-01. 30,000 to 60,000 sq. ft. or an occupant load of 2,001 to 4,000, whichever is more restrictive	Event organizers/operators pay for inspections which determine whether or not the events are being conducted in a safe and compliant manner. Public assembly, stage productions, exhibits, reviewing stands, grandstands and bleachers, trade shows, concerts, banquets, etc.	\$458	Event	Fee
Special Events Plan Check & Site Inspection—other than tents and air supported structures. Approved standby fire-watch may be required at operator's expense, refer to MS-02. For reinspection charges see MS-01. 60,001 to 90,000 sq. ft. or an occupant load of 4,001 to 6,000, whichever is more restrictive	Event organizers/operators pay for inspections which determine whether or not the events are being conducted in a safe and compliant manner. Public assembly, stage productions, exhibits, reviewing stands, grandstands and bleachers, trade shows, concerts, banquets, etc.	\$520	Event	Fee

MASTER FEES AND CHARGES SCHEDULE

DEPARTMENT: FIRE				
Fee Name	Description	Fee	Per	Type
Special Events Plan Check & Site Inspection—other than tents and air supported structures. Approved standby fire-watch may be required at operator's expense, refer to MS-02. For reinspection charges see MS-01. 90,001 to 120,000 sq. ft. or an occupant load of 6,001 to 8,000, whichever is more restrictive	Event organizers/operators pay for inspections which determine whether or not the events are being conducted in a safe and compliant manner. Public assembly, stage productions, exhibits, reviewing stands, grandstands and bleachers, trade shows, concerts, banquets, etc.	\$625	Event	Fee
Special Events Plan Check & Site Inspection—other than tents and air supported structures. Approved standby fire-watch may be required at operator's expense, refer to MS-02. For reinspection charges see MS-01. 120,001 to 150,000 sq. ft. or an occupant load of 8,001 to 10,000, whichever is more restrictive	Event organizers/operators pay for inspections which determine whether or not the events are being conducted in a safe and compliant manner. Public assembly, stage productions, exhibits, reviewing stands, grandstands and bleachers, trade shows, concerts, banquets, etc.	\$745	Event	Fee
Special Events Plan Check & Site Inspection—other than tents and air supported structures. Approved standby fire-watch may be required at operator's expense, refer to MS-02. For reinspection charges see MS-01. Over 150,000 sq. ft. or an occupant load of over 10,000, whichever is more restrictive	Event organizers/operators pay for inspections which determine whether or not the events are being conducted in a safe and compliant manner. Public assembly, stage productions, exhibits, reviewing stands, grandstands and bleachers, trade shows, concerts, banquets, etc.	\$925	Event	Fee
Tents and Air-supported Structures not exceeding 4000 sq. ft in total gross area. Approved standby fire-watch required at operator's expense, refer to MS-02.	Event organizers/operators pay for the inspection of their operation to determine whether or not conditions which are hazardous to life or property exist.	\$410	Event	Fee

MASTER FEES AND CHARGES SCHEDULE

DEPARTMENT: FIRE				
Fee Name	Description	Fee	Per	Type
Tents and Air-supported Structures 4001 to 10,000 sq. ft in total gross area. Approved standby fire-watch required at operator's expense, refer to MS-02.	Event organizers/operators pay for the inspection of their operation to determine whether or not conditions which are hazardous to life or property exist.	\$520	Event	Fee
Tents and Air-supported Structures over 10,000 sq. ft in total gross area. Approved standby fire-watch required at operator's expense, refer to MS-02.	Event organizers/operators pay for the inspection of their operation to determine whether or not conditions which are hazardous to life or property exist.	\$700	Event	Fee
Bowling pin or alley refinishing	Business operators pay for the inspection of their operation.	\$445	Event	Fee
Hot Air Balloon – open flame device – 24-hour permit	Event organizers/operators pay for inspections which determine whether or not the events are being conducted in a safe and compliant manner.	\$410	Event	Fee
Helistop – temporary landing site – 24-hour permit. May require approved standby fire-watch at operator's expense, refer to MS-03 and MS-04	Event organizers/operators pay for inspections which determine whether or not the events are being conducted in a safe and compliant manner for all participants.	\$502	Event	Fee
Floor Finishing	Business operators pay for the inspection of their operation.	\$455	Event	Fee
Liquid or gas fueled vehicles or equipment in assembly buildings	Business operators pay for the inspection of their operation. Liquid or gas fueled vehicles or equipment displayed, operated, or demonstrated in assembly buildings.	\$455	Event	Fee
Open burning	Business operators pay for the inspection of their operation.	\$570	Event	Fee
Recreational fire	Business operators pay for the inspection of their operation.	\$410	Event	Fee
Tanks out of service - To place out of service an underground tank (CUPA)	Business operators pay for the inspection of their operation.	\$623	Event	Fee
Tanks out of service - To place out of service an aboveground tank	Business operators pay for the inspection of their operation.	\$643	Event	Fee
Tents and Air-supported Structures not exceeding 4000 sq. ft in total gross area., installed in combination with one of SA-03A through SA-03F above.	Event organizers/operators pay for the inspection of their operation to determine whether or not conditions which are hazardous to life or property exist.	\$113	Event	Fee

MASTER FEES AND CHARGES SCHEDULE

DEPARTMENT: FIRE				
Fee Name	Description	Fee	Per	Type
Tents and Air-supported Structures 4001 to 10,000 sq. ft in total gross area., installed in combination with one of SA-03A through SA-03F above.	Event organizers/operators pay for the inspection of their operation to determine whether or not conditions which are hazardous to life or property exist.	\$225	Event	Fee
Tents and Air-supported Structures over 10,000 sq. ft in total gross area., installed in combination with one of SA-03A through SA-03F above.	Event organizers/operators pay for the inspection of their operation to determine whether or not conditions which are hazardous to life or property exist.	\$410	Event	Fee
Pyrotechnical Special Effects Material use and handling	Business operators pay for the inspection of their operation.	\$255	Event	Fee
Production facilities	Business operators pay for the inspection of their operation. To changes use or occupancy, or allow the attendance of a live audience, or for wrap parties.	\$400	Event	Fee
Carnival and Fairs	Business operators pay for the inspection of their operation.	\$410	Annual Permit	Fee
MISCELLANEOUS PERMITS AND FEES				
Copies of medical documents via subpoena.	Individuals or companies pay for hard copies of reports or documents. This fee applies specifically to medical reports or documents requested via subpoena. Conforms to California State Evidence Code.	\$0.10	Page	Fee
Reinspection - 1st Offense	Reinspection, as a result of requested inspection not canceled a minimum of two hours or more prior to established appointment time, or not ready for inspection and/or test upon arrival of the Fire Department representative.	\$0	Reinspection	Fee
Reinspection - 2nd Offense	Reinspection, as a result of requested inspection not canceled a minimum of two hours or more prior to established appointment time, or not ready for inspection and/or test upon arrival of the Fire Department representative.	150% of permit fee	Reinspection	Fee
Reinspection - 3rd and each subsequent Offense	Reinspection, as a result of requested inspection not canceled a minimum of two hours or more prior to established appointment time, or not ready for inspection and/or test upon arrival of the Fire Department representative.	200% of permit fee	Reinspection	Fee

MASTER FEES AND CHARGES SCHEDULE

DEPARTMENT: FIRE				
Fee Name	Description	Fee	Per	Type
1st Reinspection - Non Compliance with Code Enforcement for occupancies / uses not required to obtain an operational fire permit	Owners/operators are assessed for failing to comply with violation notice	\$0	Reinspection	Fee
2nd Reinspection - Non Compliance with Code Enforcement for occupancies / uses not required to obtain an operational fire permit	Owners/operators are assessed for failing to comply with violation notice	150% of permit fee	Reinspection	Fee
3rd and each subsequent Reinspection - Non Compliance with Code Enforcement for occupancies / uses not required to obtain an operational fire permit	Owners/operators are assessed for failing to comply with violation notice	200% of permit fee	Reinspection	Fee
1st Reinspection - Non Compliance with HazMat / BEP / UST / APSA (CUPA)	Owners/operators are assessed for failing to comply with Haz Mat, BEP, UST and/or APSA inspection or failing to comply with violation notice.	\$0	Reinspection	Fee
2nd Reinspection - Non Compliance with HazMat / BEP / UST / APSA (CUPA)	Owners/operators are assessed for failing to comply with Haz Mat, BEP, UST and/or APSA inspection or failing to comply with violation notice.	150% of the permit fee	Reinspection	Fee
3rd and each subsequent Reinspection - Non Compliance with HazMat / BEP / UST/ APSA (CUPA)	Owners/operators are assessed for failing to comply with Haz Mat, BEP, UST and/or APSA inspection or failing to comply with violation notice.	200% of the permit fee	Reinspection	Fee
1st Reinspection - Non Compliance with Code Enforcement for occupancies / uses with an operational fire permit	Owners/operators are assessed for failing to comply with violation notice	\$0	Reinspection	Fee
2nd Reinspection - Non Compliance with Code Enforcement for occupancies / uses with an operational fire permit	Owners/operators are assessed for failing to comply with violation notice	150% of the permit fee	Reinspection	Fee
3rd and each subsequent Reinspection - Non Compliance with Code Enforcement for occupancies / uses with an operational fire permit	Owners/operators are assessed for failing to comply with violation notice	200% of the permit fee	Reinspection	Fee

MASTER FEES AND CHARGES SCHEDULE

DEPARTMENT: FIRE				
Fee Name	Description	Fee	Per	Type
Stand-by Fire Safety Officer - Fire Prevention	Event organizers/promoters and film production companies pay for water safety, water traffic control and basic life support (emergency medical technicians) during events or filming.	107	Hour, minimum billing of 4 hours	Fee
Stand-by Fire Safety Officer - Marine Safety – Land	Event organizers/promoters and film production companies pay for water safety, water traffic control and basic life support (emergency medical technicians) during events or filming.	103	Hour, minimum billing of 4 hours	Fee
Stand-by Fire Prevention or Marine Safety Watch - Marine Safety – Water	Event organizers/promoters and film production companies pay for water safety, water traffic control and basic life support (emergency medical technicians) during events or filming.	325	Hour, minimum billing of 4 hours	Fee
Stand-by Ambulance Operators and/or Lifeguards-NC - Basic First Aid	Event organizers/operators pay for fire personnel (Ambulance Operators and/or Lifeguards-NC) to be on stand-by to provide basic first aid.	41	Hour, minimum billing of 4 hours	Fee
Fire Prevention or Marine Safety spot check of event in lieu of Stand By FSO, as approved by the Fire Marshal	Event organizers/promoters and film production companies pay for water safety, water traffic control and basic life support (emergency medical technicians) during events or filming.	130.00	Hour	Fee
Fire Dept. Equipment with Crew standby time utilizing in-service units for a maximum of one hour.	Event organizers/operators pay for the standby of fire personnel to supervise events ensuring compliance with fire and life safety issues. A security deposit is required when a standby fire suppression unit with personnel is required by the Fire Chief or Fire Marshal, or when requested. The deposit shall be \$505, which will cover one hour of such standby. This check will be refunded in full if the standby fire suppression unit with personnel is not required and/or at the scene for more than fifteen (15) minutes	\$600	Event	Fee
Fire Dept. Equipment with Crew required or requested standby time utilizing "Call-back" personnel, for each Rescue Ambulance	Event organizers/operators pay for fire personnel to supervise events ensuring compliance with fire and life safety issues. Rescue ambulance \$44/day plus \$102.5/hour for each of 2 paramedics. Minimum billing of 4 hrs.	\$1,039 minimum, \$240 each addl hour	Hour, minimum billing of 4 hours	Fee
Fire Dept. Equipment with Crew required or requested standby time utilizing "Call-back" personnel, for each Fire Engine	Event organizers/operators pay for fire personnel to supervise events ensuring compliance with fire and life safety issues. Fire engine \$115/day plus \$101.25/hour for each of four crew members. Minimum billing of 4 hrs.	\$2,103 minimum, \$483 each addl hour	Hour, minimum billing of 4 hours	Fee

MASTER FEES AND CHARGES SCHEDULE

DEPARTMENT: FIRE				
Fee Name	Description	Fee	Per	Type
Fire Dept. Equipment with Crew required or requested standby time utilizing "Call-back" personnel, for each Ladder Truck	Event organizers/operators pay for fire personnel to supervise events ensuring compliance with fire and life safety issues. Ladder truck \$170/day plus \$101.25/hour for each of four crew members. Minimum billing of 4 hrs.	\$2,165 minimum, \$489 each addl hour	Hour, minimum billing of 4 hours	Fee
Overnight Stay without fire watch 0 - 299 persons	Owners/operators pay for the fire and life safety inspection of an event.	\$293	Event	Fee
Rescue ambulance or Chief officer car	Event organizers/operators pay for apparatus/vehicle used for events under the supervision of a Fire Safety Officer ensuring compliance with fire and life safety issues. Daily rate for use of apparatus/vehicle only.	\$52	Daily Rate	Fee
Fire Engine or Mobile Command Unit	Event organizers/operators pay for apparatus/vehicle used for events under the supervision of a Fire Safety Officer ensuring compliance with fire and life safety issues. Daily rate for use of apparatus/vehicle only.	\$144	Daily Rate	Fee
Ladder Truck	Event organizers/operators pay for apparatus/vehicle used for events under the supervision of a Fire Safety Officer ensuring compliance with fire and life safety issues. Daily rate for use of apparatus/vehicle only.	\$200	Daily Rate	Fee
Lifeguard Rescue Boat	Event organizers/operators pay for apparatus/vehicle used for events under the supervision of a Fire Safety Officer ensuring compliance with fire and life safety issues. Daily rate for use of apparatus/vehicle only.	\$293	Daily Rate	Fee
Copies of reports and documents.	Individuals or companies pay for hard copies of reports or documents. Fees will be charged and collected for duplication of any record, paper, or instrument in an amount consistent with applicable state law.	\$0.2	Page	Fee
Processing Fee	Processing of plans, permits, applications, etc	\$20	Application	Fee
Business License Inspection	To conduct a business license inspection	\$195	Inspection	Fee
Junior Lifeguard Program Fee	Parents or guardians of youth pay for them to attend the summer program.	\$555	Participant	Fee
Subpoena Fee	Copy of report for a subpoena or record request from a law office with signed client (patient) authorization. As established by State law.	\$15	Report	Fee
Residential Care Preinspection Fee - 25 or fewer persons	Preinspection of a residential care facility with 25 or fewer persons	\$310	Inspection	Fee
Residential Care Preinspection Fee - 26 or more persons	Preinspection of a residential care facility with 26 or more persons	\$465	Inspection	Fee

MASTER FEES AND CHARGES SCHEDULE

DEPARTMENT: FIRE				
Fee Name	Description	Fee	Per	Type
Fire clearance required by Federal, State or any other govt. agency - B Occupancy	Business operators pay for the inspection of their operation.	\$430	Inspection	Fee
Fire clearance required by Federal , State or any other govt. agency - R-3 Occupancy – 8 children or less	Business operators pay for the inspection of their operation.	exempt	Inspection	Fee
Fire clearance required by Federal , State or any other govt. agency - R-3 Occupancy – 9 to 14 children	Business operators pay for the inspection of their operation.	\$430	Inspection	Fee
Fire clearance required by Federal, State or any other govt. agency - E Occupancy – More than 6 children older than 2 1/2 years of age	Business operators pay for the inspection of their operation.	\$430	Inspection	Fee
Fire clearance required by Federal , State or any other govt. agency - I-1 Occupancies – convalescent hospitals, nursing homes, homes for the aged, sanitariums, boarding homes, children's homes, - 6 to 99 persons Buildings housing 16 or more ambulatory persons on a 24 hour basis.	Business operators pay for the inspection of their operation.	\$703	Inspection	Fee
Fire clearance required by Federal , State or any other govt. agency - I-1 & 2 Occupancies – convalescent hospitals, nursing homes, homes for the aged, sanitariums, boarding homes, children's homes, - 100 and more persons Buildings used by more than 6 persons	Business operators pay for the inspection of their operation.	\$847	Inspection	Fee

MASTER FEES AND CHARGES SCHEDULE

DEPARTMENT: FIRE				
Fee Name	Description	Fee	Per	Type
Fire clearance required by Federal , State or any other govt agency - I-1 & I-2.1 Occupancy – Hospitals, Healthcare facility for outpatient medical care that render the person incapable of unassisted self preservation of more than 5 such patients.	Business operators pay for the inspection of their operation.	\$847	Inspection	Fee
Fire clearance required by Federal, State or any other govt agency - I-3 Occupancy – Buildings that are inhabited by one or more persons who are under restraint.	Business operators pay for the inspection of their operation.	\$430	Inspection	Fee
Fire clearance required by Federal, State or any other govt agency - I-4 Occupancy – Adult Daycare more than 6 persons and childcare facility more than 6 children 2 1/2 years of age or less providing custodial care less than 24 hours.	Business operators pay for the inspection of their operation.	\$430	Inspection	Fee
Fire clearance required by Federal, State or any other govt agency - R-2.1 Occupancy – Residentially based 24 hour care facility where because of age, mental disability, or other reasons live in a supervised environment	Business operators pay for the inspection of their operation.	\$430	Inspection	Fee
Fire clearance required by Federal, State or any other govt agency - R-3.1 Occupancy – Residentially based 24 care facility for 6 or fewer clients of any age.	Business operators pay for the pre-inspection of their operation.	\$430	Inspection	Fee
Fire clearance required by Federal, State or any other govt agency - R-4 Occupancy – Buildings arranged for occupancy as residential care/assisted living of more than 6 ambulatory clients.	Business operators pay for the pre-inspection of their operation.	\$430	Inspection	Fee

MASTER FEES AND CHARGES SCHEDULE

DEPARTMENT: FIRE				
Fee Name	Description	Fee	Per	Type
Fire hydrants - to use or operate fire hydrants or valves intended for fire suppression purposes on fire access roads.	Business operators pay for the inspection of their operation.	\$313	Event	Fee
QUANTITY RANGES & PERMIT FEES FOR HAZARDOUS MATERIALS DISCLOSURE PROGRAM				
California Administrative Code, Title 19, California Health and Safety Code Chapter 6.95, Section 25505 (C) & (D) and Long Beach Ordinance C-6228				
Range 1 - Minor (CUPA)	Business operators pay for the inspection of their operation. Quantities 500-5,000, basis of measures lbs./solids; 55-550, basis of measures Gal./Liquids; 200-2,000 basis of measures Cu.Ft./Gases.	\$315.00	Inspection	Fee
Range 2 - Moderate (CUPA)	Business operators pay for the inspection of their operation. Quantities 5,001-25,000, basis of measures lbs./solids; 551-2,750, basis of measures Gal./Liquids; 2,001-10,000, basis of measures Cu.Ft./Gases.	\$390.00	Inspection	Fee
Range 3 - Major (CUPA)	Business operators pay for the inspection of their operation. Quantities 25,0001+, basis of measures lbs./solids; 2,751+, basis of measures Gal./Liquids; 10,001+ basis of measures Cu.Ft./Gases.	\$495.00	Inspection	Fee
Extraordinary Sites (CUPA)	Business operators pay for the inspection of their operation. *Subject to discretion of Fire Chief and/or requiring more than 8 hours of bureau work-hours per inspection cycle (See the Hazardous Materials Inspector for fees.)	\$525.00	Inspection	Fee
TOWING, IMPOUND & OTHER CHARGES				
If the City is requested or required, for any reason, to tow, impound, pump out, or render other emergency or non-emergency services to a vessel, the owner thereof shall pay on demand the following charges for services:				
Towing and Hauling	Requested or required service will be charged to vessel owner.	Actual costs plus outside costs	Event	Fee

MASTER FEES AND CHARGES SCHEDULE

DEPARTMENT: FIRE				
Fee Name	Description	Fee	Per	Type
Vehicle Accident and Hazardous Material Release Response and Mitigation Fee	Fee will be charged to recover costs for emergency response to vehicle accidents with hazardous material releases; incidents with release of hazardous materials; mitigation activities at vehicle accidents and hazardous material releases, and may include, but not be limited to, stopping the flow of releasing materials, containing and absorbing released materials, removing debris from roadways, providing safety precautions for the protection of victims, responders and other motorists and pedestrians. Actual cost based on standardized rates (schedules available upon request) for specific services required. Minimum 1/2 hour charge. Additional charges based on 15-minute increments.	Actual costs plus any outside costs	Incident	Fee
Impounded Towing	Requested or required service will be charged to vessel owner.	Actual costs plus outside costs	Event	Fee
Impound	Requested or required service will be charged to vessel owner.	Actual costs plus outside costs	Event	Fee
Non-Emergency Dewatering Pump-Out	Requested or required service will be charged to vessel owner.	Actual costs plus outside costs	Event	Fee
Non-emergency Dive Operation	Requested or Required Service will be billed to vessel / vehicle owner. Marine Safety members requested for non-emergency dive ops: ie: lost/stolen property recovery, vehicle and/or trailer recovery from water.	Actual costs plus outside costs	Event	Fee
Containment Boom Deployment	Requested or Required Service will be billed to vessel owner. If a hazardous substance is released into the water, marine safety members will contain the substance with disposable boom material deployed on the water.	Actual costs plus outside costs	Event	Fee
FIRE DEPARTMENT TRAINING CENTER				
<p>All LBFD props used by outside entities will require a facility representative to be present during the entire training period at a cost of \$70 per hour. Live fire training staffing numbers will be determined by the Fire Control 3-B Instructor assigned to the class but could involve up to 17 members to fill all safety positions. 1/2 day is either the period between 0800 and 1230 or 1230 to 1630. Any use that covers both periods will be considered a full day. A classroom session is any period up to an 8 hour use. Any period beyond 8 hours will be considered 2 sessions. Classes conducted after regular business hours or when staff is otherwise committed will require a facility representative to be present. UASI member agencies shall not incur a fee for use of UASI purchased props noted by an asterisk (*), but will be responsible for staff and material fees.</p>				
PROPS				
LIVE FIRE PROPS				

MASTER FEES AND CHARGES SCHEDULE

DEPARTMENT: FIRE				
Fee Name	Description	Fee	Per	Type
PROPS				
Training Tower, or Multi-Purpose Burn Building Prop*, or Flashover Container	Use of Fire Department Prop	\$345 plus Staff (at \$83/hr for each staff person) and materials	1/2 day or up to 4 hours	Rent
Training Tower, or Multi-Purpose Burn Building Prop*, or Flashover Container	Use of Fire Department Prop	\$473 plus Staff (at \$83/hr for each staff person) and materials	1 day or up to 8 hours	Rent
Old 306 Tanker Trailer with Burn Pan	Use of Fire Department Prop	\$242	1/2 day or up to 4 hours	Rent
Old 306 Tanker Trailer with Burn Pan	Use of Fire Department Prop	\$345	1 day or up to 8 hours	Rent
Fire Extinguisher Training Area	Use of Fire Department Prop	\$113 plus Staff (at \$83/hr for each staff person) and materials	1/2 day or up to 4 hours	Rent
Fire Extinguisher Training Area	Use of Fire Department Prop	\$180 plus Staff (at \$83/hr for each staff person) and materials	1 day or up to 8 hours	Rent
VENTILATION OPERATIONS				
"Tooth" Motel - Above Ground High/Low Pitch Roof Prop, or Panelized Roof Prop, or Conventional Flat Roof, or Multi-Purpose Burn Building Roof Prop, or Adjustable Pitch Roof Prop, or Rolling Rafters Prop, or Foot/Body Position Prop	Use of Fire Department Prop	\$240 plus materials	1/2 day or up to 4 hours	Rent
"Tooth" Motel - Above Ground High/Low Pitch Roof Prop, or Panelized Roof Prop, or Conventional Flat Roof, or Multi-Purpose Burn Building Roof Prop, or Adjustable Pitch Roof Prop, or Rolling Rafters Prop, or Foot/Body Position Prop	Use of Fire Department Prop	\$345 plus materials	1 day or up to 8 hours	Rent

MASTER FEES AND CHARGES SCHEDULE

DEPARTMENT: FIRE				
Fee Name	Description	Fee	Per	Type
PROPS				
FORCIBLE ENTRY				
Window / Crime Bar Prop, or Hinge Prop ("Tooth"), or Security Door (Tower Roof), or Inward/Outward Swinging Door Prop, or Roll-Down Door Prop (At the "Tooth")	Use of Fire Department Prop	\$240 plus materials	1/2 day or up to 4 hours	Rent
Window / Crime Bar Prop, or Hinge Prop ("Tooth"), or Security Door (Tower Roof), or Inward/Outward Swinging Door Prop, or Roll-Down Door Prop (At the "Tooth")	Use of Fire Department Prop	\$345 plus materials	1 day or up to 8 hours	Rent
HAZ MAT PROPS				
Multi-Discipline Fitting Simulator*, or 306 Tanker Trailer Rollover Prop*, or Rail Tank Car Prop*, or Loading Dock Prop*	Use of Fire Department Prop	\$240	1/2 day or up to 4 hours	Rent
Multi-Discipline Fitting Simulator*, or 306 Tanker Trailer Rollover Prop*, or Rail Tank Car Prop*, or Loading Dock Prop*	Use of Fire Department Prop	\$345	1 day or up to 8 hours	Rent
USAR PROPS				
Outdoor Classroom / Shelter*	Use of Fire Department Prop	\$240	1/2 day or up to 4 hours	Rent
Outdoor Classroom / Shelter*	Use of Fire Department Prop	\$345	1 day or up to 8 hours	Rent
Confined Space Maze, or Streetscape Collapse Prop*, or USAR Heavy Lift Props*	Use of Fire Department Prop	\$242 plus materials	1/2 day or up to 4 hours	Rent
Confined Space Maze, or Streetscape Collapse Prop*, or USAR Heavy Lift Props*	Use of Fire Department Prop	\$345 plus materials	1 day or up to 8 hours	Rent
MISCELLANEOUS PROPS				
Drafting Pit	Use of Fire Department Prop	\$240	1/2 day or up to 4 hours	Rent
Drafting Pit	Use of Fire Department Prop	\$345	1 day or up to 8 hours	Rent

MASTER FEES AND CHARGES SCHEDULE

DEPARTMENT: FIRE				
Fee Name	Description	Fee	Per	Type
PROPS				
Auto Extrication	Use of Fire Department Prop	\$345 plus materials	1/2 day or up to 4 hours	Rent
Auto Extrication	Use of Fire Department Prop	\$590 plus towing fees	1 day or up to 8 hours	Rent
FACILITIES AND CLASSROOMS				
FEES IN THIS CATEGORY EXCLUDE SPECIAL EVENT PERMITTED ACTIVITIES				
Entire Training Facility (includes both classrooms)	Use of Fire Department Facility	\$1,183 plus Staff (at \$82/hr for each staff person) and materials	1/2 day or up to 4 hours	Rent
Entire Training Facility (includes both classrooms)	Use of Fire Department Facility	\$1,774 plus Staff (at \$82/hr for each staff person) and materials	1 day or up to 8 hours	Rent
Training Classroom #1	Use of Fire Department Facility	\$240 per session	up to 8 hours	Rent
Training Classroom #2 (without video conference system) or Headquarters Classroom (without video conference system)	Use of Fire Department Facility	\$345 per session	up to 8 hours	Rent
Training Classroom #2 with use of video conference system or Headquarters Classroom with use of video conference system	Use of Fire Department Facility	\$473 per session	up to 8 hours	Rent
CLASSES				
Prevention Courses, Firefighting/Rescue Courses, Haz-Mat Courses, ICS Courses, ICS-All Risk Courses, Instructor Courses, Investigation Courses, Management Courses, Prevention Courses, Command Courses, Public Education Courses, Technical Rescue Courses, or other Fire Service related training	Classes in Fire Service related training	\$34.90 to \$705	person	Rent

MASTER FEES AND CHARGES SCHEDULE

DEPARTMENT: HEALTH & HUMAN SERVICES

DEPARTMENT OF HEALTH AND HUMAN SERVICES MEDICAL BILLING, CODING AND FEE SCHEDULES USER FEES BY PROGRAM

I. All third party medical billing and charges for medical services will be consistent with the most recent revision (payment methodology) of Medicare RBRVS (Resourced Based Relative Value Study); and/or the latest revision of the California Workers' Compensation Official Medical Fee Schedule; and/or the latest revision of the CMA CRVS (California Relative Value Study developed by the California Medical Association); and/or the latest revision of Medicaid (MediCal developed by the California Department of Health Services); and any other fee reimbursement format authorized by the California Department of Health Services.

Medical coding will be consistent with the most recent revision of Current Procedural Terminology

(CPT coding) communicating the services provided, and the most recent revision of International Classification of Diseases (ICD-9 coding) indicating the medical necessity of the encounter.

NOTE:

1. Any categories of service not listed above will be charged at a rate not to exceed the actual cost.
2. The City Health Officer, or designee, may waive any service fees where he/she determines a threat to the public health exists. Fee waiver shall be based upon financial need. Service fee waiver may be either total, or based on a sliding scale established by the Department of Health and Human Services.
3. The Department of Health and Human Services may increase or decrease public health vaccine and medication fees to respond to pricing changes.

II. VITAL STATISTICS

Fees charged are in accordance with the. Vital Statistics fee schedule as established by the Department of Health Services, Office of the State Registrar of Vital Statistics.

III. ENVIRONMENTAL HEALTH

Fees subject to change in accordance with regulatory agency requirements.

MASTER FEES AND CHARGES SCHEDULE

DEPARTMENT: HEALTH & HUMAN SERVICES				
Fee Name	Description	Fee	Per	Type
ENVIRONMENTAL HEALTH SERVICES				
FOOD PROGRAM FEES				
Charitable Non-Profit Food Facility Fee	Fee charged to charitable non-profit organization for annual health permit.	\$620	Annual Permit	Fee
Non-Profit Charitable Organization Temporary Food Stand - Prepackaged Food	Temporary Permit Fee Charged to a Non-Profit/Charitable Organization for Operating a Prepackaged Food Booth at a Special Event.	\$80	Each stand	Fee
Non-Profit/Charitable Organization Temporary Food Stand - Unpackaged Food	Temporary Permit Fee Charged to a Non-Profit/Charitable Organization for Operating a Unpackaged Food Booth at a Special Event.	\$106	Each stand	Fee
Non-Profit Charitable Organization Temporary Food Stand - Onsite Licensing Charge	Non-Profit Charitable Organization Charge for Licensing Onsite	Double the standard application fee	Each stand	Fee
Non-Profit Charitable Organization Temporary Food Stand - Application Late Submittal Penalty	Non-Profit Charitable Organization Temporary Food Stand - Fee for Late Submittal of Application	150% of the standard application fee	Each stand	Penalty
Non-Profit/Charitable Organization/Community Event Organizer	Permit Fee is Charged to the Non-Profit/Charitable Organizer of a Special Event	\$154	Each event	Fee
Non-Profit/Charitable Organization/Community Event Organizer Application Late Submittal Penalty	Non-Profit/Charitable Organization Organizer Charge for Late Submittal of Application	150% of the standard application fee	Each	Penalty
Limited Service Charitable Feeding Operation Registration	Feeding Operation Organizer Charged to Register with Health Department to Operate a Charitable Feeding Service	\$113	Annual Registration	Fee
BED AND BREAKFAST				
PRHIP Bed & Breakfast	Property/Business Owner Charged for Annual Multi-Housing Habitability Permit	\$325	Annual Permit	Fee
RESTAURANT/BAR/TAVERN/SCHOOL KITCHEN/CATERER				
RESTAURANT/BAR/TAVERN WILL BE CATEGORIZED BY RISK CATEGORY. THE RISK ASSESSMENT WILL DETERMINE THE INSPECTION FREQUENCY BASED ON THE PUBLIC HEALTH RISK ASSOCIATED WITH THE FOOD PRODUCTS SERVED AND THE METHOD OF FOOD PREPARATION OF THE FOOD FACILITY. THE HIGHER RISK FACILITIES WILL REQUIRE ADDITIONAL INSPECTIONS.				
Restaurant: 0-10 seats Risk Category 1 - Low Risk	Business Owner Charged for Annual Health Permit	\$805	Annual Permit	Fee
Restaurant: 0-10 seats Risk Category 2 - High Risk	Business Owner Charged for Annual Health Permit	\$943	Annual Permit	Fee

MASTER FEES AND CHARGES SCHEDULE

DEPARTMENT: HEALTH & HUMAN SERVICES				
Fee Name	Description	Fee	Per	Type
FOOD PROGRAM FEES				
Restaurant: 11-30 seats Risk Category 1 - Low Risk	Business Owner Charged for Annual Health Permit	\$1040	Annual Permit	Fee
Restaurant: 11-30 seats Risk Category 2 - High Risk	Business Owner Charged for Annual Health Permit	\$1,243	Annual Permit	Fee
Restaurant: 31-60 seats Risk Category 1 - Low Risk	Business Owner Charged for Annual Health Permit	\$1160	Annual Permit	Fee
Restaurant: 31-60 seats Risk Category 2 - High Risk	Business Owner Charged for Annual Health Permit	\$1,363	Annual Permit	Fee
Restaurant: 61-100 seats Risk Category 1 - Low Risk	Business Owner Charged for Annual Health Permit	\$1340	Annual Permit	Fee
Restaurant: 61-100 seats Risk Category 2 - High Risk	Business Owner Charged for Annual Health Permit	\$1,543	Annual Permit	Fee
Restaurant: 101-150 seats Risk Category 1 - Low Risk	Business Owner Charged for Annual Health Permit	\$1455	Annual Permit	Fee
Restaurant: 101-150 seats Risk Category 2 - High Risk	Business Owner Charged for Annual Health Permit	\$1,648	Annual Permit	Fee
Restaurant: 151-200 seats Risk Category 1 - Low Risk	Business Owner Charged for Annual Health Permit	\$1465	Annual Permit	Fee
Restaurant: 151-200 seats Risk Category 2 - High Risk	Business Owner Charged for Annual Health Permit	\$1,668	Annual Permit	Fee
Restaurant: 201-400 seats Risk Category 1 - Low Risk	Business Owner Charged for Annual Health Permit	\$1500	Annual Permit	Fee
Restaurant: 201-400 seats Risk Category 2 - High Risk	Business Owner Charged for Annual Health Permit	\$1,718	Annual Permit	Fee
Restaurant: 401+ seats Risk Category 1 - Low Risk	Business Owner Charged for Annual Health Permit	\$1635	Annual Permit	Fee
Restaurant: 401+ seats Risk Category 2 - High Risk	Business Owner Charged for Annual Health Permit	\$1,838	Annual Permit	Fee
Bar/Tavern - Limited Food Preparation 0-30 seats Risk Category 1 - Low Risk	Business Owner Charged for Annual Health Permit	\$765	Annual Permit	Fee

MASTER FEES AND CHARGES SCHEDULE

DEPARTMENT: HEALTH & HUMAN SERVICES				
Fee Name	Description	Fee	Per	Type
FOOD PROGRAM FEES				
Bar/Tavern - Limited Food Preparation 0-30 seats Risk Category 2 - High Risk	Business Owner Charged for Annual Health Permit	\$1,025	Annual Permit	Fee
Bar/Tavern - Limited Food Preparation 31-60 seats Risk Category 1 - Low Risk	Business Owner Charged for Annual Health Permit	\$1003	Annual Permit	Fee
Bar/Tavern - Limited Food Preparation 31-60 seats Risk Category 2 - High Risk	Business Owner Charged for Annual Health Permit	\$1,222	Annual Permit	Fee
Bar/Tavern - Limited Food Preparation 61+ seats Risk Category 1 - Low Risk	Business Owner Charged for Annual Health Permit	\$1120	Annual Permit	Fee
Bar/Tavern - Limited Food Preparation 61+ seats Risk Category 2 - High Risk	Business Owner Charged for Annual Health Permit	\$1,343	Annual Permit	Fee
Public School Cafeteria Kitchen	Business Owner Charged for Annual Health Permit	\$178	Annual Permit	Fee
Public School Satellite/Kiosk Food Facility	Business Owner Charged for Annual Health Permit	\$118	Annual Permit	Fee
After-School Nutrition Program Site	Fee charged to non-profit after-school food distribution sites	\$116	Permit	Fee
Satellite/Kiosk Food Facility - Prepackaged Food	Business Owner Charged for Annual Health Permit	\$337	Annual Permit	Fee
Satellite/Kiosk Food Facility - Unpackaged Food 0-100 sq ft	Business Owner Charged for Annual Health Permit	\$565	Annual Permit	Fee
Satellite/Kiosk Food Facility - Unpackaged Food 101+ sq ft	Business Owner Charged for Annual Health Permit	\$655	Annual Permit	Fee
Caterer	Business Owner Charged for Annual Health Permit	\$1,285	Annual Permit	Fee
Host Facility	Business Owner Charged Annually for Operating as a Host Facility to a Licensed Food Business Operator	\$590	Annual Permit	Fee
LICENSED HEALTH CARE FACILITY KITCHENS				
Licensed Health Care Facility Kitchens - less than 60 beds	Business Owner Charged for Annual Health Permit	\$714	Annual Permit	Fee

MASTER FEES AND CHARGES SCHEDULE

DEPARTMENT: HEALTH & HUMAN SERVICES				
Fee Name	Description	Fee	Per	Type
FOOD PROGRAM FEES				
Licensed Health Care Facility Kitchens - 60 - 100 beds	Business Owner Charged for Annual Health Permit	\$1,019	Annual Permit	Fee
Licensed Health Care Facility Kitchens - 100 to 150 beds	Business Owner Charged for Annual Health Permit	\$1,146	Annual Permit	Fee
Licensed Health Care Facility Kitchens - 151 to 200 beds	Business Owner Charged for Annual Health Permit	\$1,362	Annual Permit	Fee
Licensed Health Care Facility Kitchens - more than 200 beds	Business Owner Charged for Annual Health Permit	\$1,476	Annual Permit	Fee
PRIVATE SCHOOL KITCHENS				
Private School Kitchens - Prepackaged	Business Owner Charged for Annual Health Permit	\$205	Annual Permit	Fee
Private School Kitchens - Unpackaged	Business Owner Charged for Annual Health Permit	\$485	Annual Permit	Fee
FOOD MARKET RETAIL				
Micromarket <300 sq ft - Prepackaged food	Business Owner Charged Annually for Operating a Micromarket Selling Prepackaged Food from Self-Checkout Kiosks in Area Less Than 300 sq. ft.	\$333	Annual Permit	Fee
Food Market Retail: 25-50 sq ft - Prepackaged food	Business Owner Charged for Annual Health Permit	\$375	25-50 sq ft	Fee
Food Market Retail: 51-1999 sq ft - Prepackaged food	Business Owner Charged for Annual Health Permit	\$745	51-1,999 sq ft	Fee
Food Market Retail: 2000-5999 sq ft - Prepackaged food	Business Owner Charged for Annual Health Permit	\$915	2,000-5,999 sq ft	Fee
Food Market Retail: 6000 + sq ft - Prepackaged food	Business Owner Charged for Annual Health Permit	\$1055	6,000 + sq ft	Fee
Food Market Retail 51-1999 square feet - Food Preparation	Business Owner Charged for Annual Health Permit	\$1,033	51-1,999 sq ft	Fee
Food Market Retail: 2000-5999 sq ft - Food Preparation	Business Owner Charged for Annual Health Permit	\$1,227	2,000-5,999 sq ft	Fee
Food Market Retail: 6000 + sq ft - Food Preparation	Business Owner Charged for Annual Health Permit	\$1,565	6,000 + sq ft	Fee
FOOD MARKET WHOLESALE				
Food Market Wholesale 1-1999 sq ft	Business Owner Charged for Annual Health Permit	\$1,033	1-1,999 sq ft	Fee

MASTER FEES AND CHARGES SCHEDULE

DEPARTMENT: HEALTH & HUMAN SERVICES				
Fee Name	Description	Fee	Per	Type
FOOD PROGRAM FEES				
Food Market Wholesale 2000-5999 sq ft	Business Owner Charged for Annual Health Permit	\$1,079	2,000-5,999 sq ft	Fee
Food Market Wholesale 6000 + sq ft	Business Owner Charged for Annual Health Permit	\$1,340	6,000 + sq ft	Fee
FOOD SERVICE CARTS				
Food Service Cart: w/o Plumbing	Business Owner Charged for Annual Health Permit	\$300	Annual Permit	Fee
Food Service Cart: w/ Plumbing	Business Owner Charged for Annual Health Permit	\$730	Annual Permit	Fee
Food Service Cart Water Resample	Business Owner Charged for Water Resampling fee	\$80	Per Resample	Fee
Food Service Cart Permit Reinstatement Fee	Business Owner Charged to Reinstate Health Permit	\$185	Each	Fee
Food Service Cart - Change of Licensing info	Business Owner Charged for License Change	\$41.65	Each	Fee
Mobile Support Unit	Business Owner Charged for Annual Health Permit	\$300	Annual Permit	Fee
Food Service Cart Missed Routine Inspection Penalty	Business Owner Charged for Penalty for missing scheduled inspection	\$41.65	Each	Penalty
FOOD SERVICE VEHICLES				
Vehicles: Food Retail / No preparation	Business Owner Charged for Annual Health Permit	\$455	Annual Permit	Fee
Vehicles: Mobile Food Preparation	Business Owner Charged for Annual Health Permit	\$960	Annual Permit	Fee
Mobile Food Prep - Water resample	Health Department charge for water resample	\$80	Resample	Fee
Mobile Food Prep\Food Retail - No Prep permit reinstatement fee	Business Owner Charged to reinstate health permit	\$185	Each	Fee
Mobile Food Prep\Food Retail - No Prep change of Licensing info	Business Owner Charged to change licensing info.	\$41.65	Each	Fee
Grocery Vehicle with refrigeration	Business Owner Charged for Annual Health Permit	\$495	Annual Permit	Fee
Tricycle Mobile Food	Business Owner Charged for Annual Health Permit	\$253	Annual Permit	Fee
Food Vehicle Missed Routine Inspection Penalty	Business Owner Charged for missing scheduled inspection	\$41.65	Each	Penalty
Food Warehouse <2,000 Sq. Ft.	Business Owner Charged for Annual Health Permit	\$473	Annual Permit	Fee
Food Warehouse > 2,000 sq. ft.	Business Owner Charged for Annual Health Permit	\$745	Annual Permit	Fee
Commissary 0-10 Mobile Food Facility	Business Owner Charged for Annual Health Permit	\$910	Annual Permit	Fee

MASTER FEES AND CHARGES SCHEDULE

DEPARTMENT: HEALTH & HUMAN SERVICES				
Fee Name	Description	Fee	Per	Type
FOOD PROGRAM FEES				
Commissary 11-20 Mobile Food Facility	Business Owner Charged for Annual Health Permit	\$1,130	Annual Permit	Fee
Commissary Over 20 Mobile Food Facility	Business Owner Charged for Annual Health Permit	\$1,210	Annual Permit	Fee
RETAIL FOOD PROCESSOR				
Retail Food Processor: 1-1999 sq ft	Business Owner Charged for Annual Health Permit	\$1,033	1-1,999 sq ft	Fee
Retail Food Processor: 2000-5999 sq ft	Business Owner Charged for Annual Health Permit	\$1,247	2,000-5,999 sq ft	Fee
Retail Food Processor: 6000+ sq ft	Business Owner Charged for Annual Health Permit	\$1,655	6,000+ sq ft	Fee
WHOLESALE FOOD PROCESSOR				
Wholesale Food Processor: 1-1999 sq ft	Business Owner Charged for Annual Health Permit	\$2,075	1-1,999 sq ft	Fee
Wholesale Food Processor: 2000-5999 sq ft	Business Owner Charged for Annual Health Permit	\$2,385	2,000-5,999 sq ft	Fee
Wholesale Food Processor: 6000+ sq ft	Business Owner Charged for Annual Health Permit	\$3,305	6,000+ sq ft	Fee
TEMPORARY/SPECIAL EVENTS				
Temporary Food Facility - Certified Farmers Market (Prepackaged Food)	Annual Fee Charged to Business Owner for Operating a Food Booth at a Farmer's Market (Prepackaged Food)	\$263	Each Stand	Fee
Temporary Food Facility - Certified Farmers Market (Unpackaged Food)	Annual Permit Fee Charged to Business Owner for Operating a Food Booth at a Farmer's Market (Unpackaged Food)	\$470	Each Stand	Fee
Temporary Food Facility - Prepackaged Food with Unpackaged Samples	Temporary Permit Fee Charged to Business Owner for Operating a Food Booth at a Special Event	\$149	Each Stand	Fee
Temporary Food Facility - Unpackaged food	Temporary Permit Fee Charged to Business Owner for Operating a Food Booth at a Special Event	\$228	Each Stand	Fee
Temporary Food Facility - Prepackaged food	Temporary Permit Fee Charged to Business Owner for Operating a Food Booth at a Special Event	\$112	Each Stand	Fee
Temporary Food Facility - Seasonal (Prepackaged)	Temporary Permit Fee Charged to Business Owner for Operating a Food Booth at a Seasonal Event	\$255	Each Stand	Fee
Temporary Food Facility - Seasonal (Unpackaged)	Temporary Permit Fee Charged to Business Owner for Operating a Food Booth at a Seasonal Event	\$375	Each Stand	Fee
Temporary Food Facility - Onsite Licensing Charge	Business Owner Charged for licensing onsite.	Charge double the standard application fee	Each Stand	Fee

MASTER FEES AND CHARGES SCHEDULE

DEPARTMENT: HEALTH & HUMAN SERVICES				
Fee Name	Description	Fee	Per	Type
FOOD PROGRAM FEES				
Temporary Food Facility - Application Late Submittal Penalty	Business Owner Charged for late application submittal fee	Charge 150% of the standard application fee	Each Stand	Penalty
Community Event Organizer	Permit Fee is Charged to the Organizer of a Special Event	\$273	Each Event	Fee
Community Event Organizer Application Late Submittal Penalty	Event Organizer Charged for Temporary Health Permit	Charge 150% of the standard application fee	Each	Penalty
Farmer's Market Associated Event Organizer Annual Permit	Business Owner Charged Annually for Organizing a Farmer's Market Associated Event - Non-agricultural	\$690	Annual Permit	Fee
Farmer's Market Associated Event Organizer Quarterly Permit	Business Owner Charged Quarterly for Organizing a Farmer's Market Associated Event - Non-agricultural	\$210	Quarterly Permit	Fee
MISCELLANEOUS FOOD FEES				
Cottage Food: Application Fee	Fee charged to review submitted applications for Cottage Food Class A & B Operators	\$89	Per Application plus the fully allocated hourly rates for all personnel involved for	Fee
Cottage Food: Complaint Investigation	Fee to investigate complaints of cottage food license/permit violations	\$178	Per Investigation plus the fully allocated hourly rates for all personnel involved for any time over	Penalty
Cottage Food Consultation	Fee for Cottage Food Facility Consultation	\$185	Per Consultation plus the fully allocated hourly rates for all personnel involved for any	Fee
Cottage Food Operation Class A	Fee to cover administrative costs to review, process, track, and register Class A Cottage Food Operations.	\$83	Annual Registration	Fee
Cottage Food Operation Class B	Fee to cover administrative costs to review, process, track, inspect, and permit Class B Cottage Food Operations.	\$263	Annual Permit	Fee

MASTER FEES AND CHARGES SCHEDULE

DEPARTMENT: HEALTH & HUMAN SERVICES				
Fee Name	Description	Fee	Per	Type
FOOD PROGRAM FEES				
Food Hawker -Annual Permit	Annual Fee Charged to Food Hawker	\$285	Per Hawker Annually	Fee
Food Hawker - Temporary Permit	Temporary Health Permit / Per Event	\$44	Per Hawker/Per Event	Fee
Senior Feeding Site	Annual Health Permit Fee Charged to Operators of Senior Feeding Sites	\$300	Per site	Fee
Repeat Violation Fee	Fee paid by business owner for violation previously corrected	\$170	per documented repeated violation	Penalty
Plan Revision Fee	Plan review after initial approval due to owner/contractor changes	\$265 paid by business owner for plan review due to changes after initial approval	Occurrence	Fee
Mobile Food/Food Cart Impound Fees	Business Owner Charged for impounding food cart.	\$330	Per Impound	Penalty
Mobile Food/Food Cart Impound Fees/Repeat	Business Owner Charged for repeat impounding food cart fee doubles with each occurrence for the same client	\$655	Per Repeat Impound / Occurrence/ Single client	Penalty
Vending Machines - Open Beverage	Annual Permit Fee Charged to Business Owner for Operation of Open Beverage Vending Machine	\$130	Annual Permit Each Machine	Fee
Vending Machines - Potentially Hazardous Food	Annual Permit Fee Charged to Business Owner for Operation of Vending Machine w/ Perishable Food	\$140	Annual Permit Each Machine	Fee
California Retail Food Code Booklet	Official State Food Code & Regulations	\$6	Each	Fee
Seasonal Food Vendor	Business Owner Charged for Annual Health Permit	\$330	Annual Permit	Fee
Food Demonstrator	Permit Fee Charged to Food Demonstrators Distributing Food within another Food Facility	\$225	Annual Permit	Fee
Open Air Barbecue	Business Owner Charged for Annual Health Permit	\$188	Annual Permit	Fee
Little League Snack Shack	Business Owner Charged for Annual Health Permit	\$273	Annual Permit	Fee
Food - Reinspection Fee	Fee Charged by Health Department for Additional Inspections when Corrections are not Completed	\$325	Each	Fee
Late Payment Penalty	Fee Charged by Health Department for Late Payment on Health Permit (25% of original fee)	25% of original fee	Each	Penalty
Add a Partner	Fee Charged by Health Department for Adding Partner onto the Permit	\$87	Each	Fee

MASTER FEES AND CHARGES SCHEDULE

DEPARTMENT: HEALTH & HUMAN SERVICES				
Fee Name	Description	Fee	Per	Type
FOOD PROGRAM FEES				
Copy of official records	Copy per page	\$0.20	Per Page	Fee
Community Food Producer / Gleaner	Application Review Fee	\$123	Application Review	Fee
SOFT SERVE				
Dairy Soft Serve Ice Cream	Business Owner Charged for Annual Health Permit	\$436	Annual Permit	Fee
Dairy Soft Serve Ice Cream - Each Additional Unit	Testing Fee for Dairy Soft Serve Ice Cream Each Additional Unit	\$89	Additional Unit	Fee
Non-Dairy Soft Serve Ice Cream	Business Owner Charged for Annual Health Permit	\$436	Annual Permit	Fee
Non-Dairy Soft Serve Ice Cream - Each Additional Unit	Testing Fee for Non-Dairy Soft Serve Ice Cream Each Additional Unit	\$89	Additional Unit	Fee
Frozen Yogurt	Business Owner Charged for Annual Health Permit	\$445	Annual Permit	Fee
Frozen Yogurt - Each Additional Unit	Testing Fee for Frozen Yogurt Each Additional Unit	\$155	Additional Unit	Fee
Soft Serve State License Surcharge	State Surcharge for soft serve ice cream or yogurt	\$51.30	Annual Surcharge	Fee
SHARED FOOD FACILITY				
Shared Food Facility Owner/Operator (1-9,999 sq. ft.)	Business owner charged for Annual Health Permit	\$2,530	Annual Permit	Fee
Shared Food Facility Owner/Operator (10,000+ sq. ft.)	Business owner charged for Annual Health Permit	\$3,195	Annual Permit	Fee
Shared Food Facility Tenant	Tenant charged for Annual Health Permit	\$212	Annual Permit	Fee
CERTIFIED FARMERS MARKET				
Certified Farmers Market - 1-20 certified producers	Business Owner Charged for Annual Health Permit	\$575	1-20 Certified Producers	Fee
Certified Farmers Market - 21-35 certified producers	Business Owner Charged for Annual Health Permit	\$725	21-35 Certified Producers	Fee
Certified Farmers Market - 36+ certified producers	Business Owner Charged for Annual Health Permit	\$815	36+ Certified Producers	Fee
VECTOR CONTROL FEES				
Pigeon Keeper	Annual Permit Fee Charged by Health Department for Pigeon Keepers	\$76	Annual Permit	Fee

MASTER FEES AND CHARGES SCHEDULE

DEPARTMENT: HEALTH & HUMAN SERVICES				
Fee Name	Description	Fee	Per	Type
VECTOR CONTROL FEES				
Private Stable	Annual Permit Fee Charged by Health Department to Private Horse Stable Owners	\$205	Annual Permit	Fee
Animal Keeper	Annual Permit Fee Charged by Health Department to Animal Keepers	\$288	Annual Permit	Fee
Vector Control Demolition Permit	Fee charged to property owner for conducting inspections of construction demolition for infestation	\$255	Per permit plus \$130 per addtl 1,500 sq ft over 1,500 sq ft	Fee
Reinspection Fee/Vector Control	Fee Charged by Health Department for Additional Inspections when Corrections are not Completed	\$260	Reinspection	Penalty
TOBACCO RETAIL PERMIT FEES				
Tobacco Retail Permit	Business Owner Charged for Annual Health Permit	\$670	Annual Permit	Fee
Retail Tobacco Reinspection	Business Owner Charged for reinspection costs	\$215	Reinspection	Fee
Tobacco Retail Enforcement Program Special Event Permit	Fee recovers Health Department cost of tobacco retail enforcement program implementation at special events.	\$145	Per vendor plus \$60 each additional day	Fee
WATER PROGRAM FEES				
WATER FEES				
Water Fees: Swim Pool/Spa (public)	Annual Permit Fee Charged to Pool/Spa Owner for Swimming Pool/Spa Inspection	\$450	One Spa or Pool	Fee
Water Fees: Swim Pool/Spa (combination)	Annual Permit Fee Charged to Pool/Spa Owner for Swimming Pool/Spa Inspection	\$450	Per Pool or Spa (each)	Fee
Water Fees: Backflow Prevention Device/Business - 1-9 devices	Annual Permit Fee Charged for Backflow Device Inspection	\$270	1-9 Devices	Fee
Water Fees: Backflow Prevention Device/Business - 10+ devices	Annual Permit Fee Charged for Backflow Device Inspection	\$792 per permit plus \$39 per device over 9 devices	10+ Devices	Fee
Water Fees: Water Dist Line Clearance	Fee Charged to Property Owner by Health Department for Water Line Clearance	\$405	Each	Fee
Water Fees: Sewage Cleaning Vehicles	Annual Permit Fee Charged by the Health Department for Sewage Cleaning Vehicles	\$300	Annual Permit	Fee
Water Fees: Toilet Rental Agency	Fee Charged to Toilet Rental Agencies by Health Department for Inspection of Chemical Toilets and Facilities	\$355	Each Inspection	Fee

MASTER FEES AND CHARGES SCHEDULE

DEPARTMENT: HEALTH & HUMAN SERVICES				
Fee Name	Description	Fee	Per	Type
WATER PROGRAM FEES				
Water Fees: Private Waste Collector	Fee Charged to Private Waste Collection Companies By Health Department for Inspection	\$355	Each Inspection	Fee
Water Fees: Reinspection Fee	Fee charged by Health Department for additional inspections when corrections are not completed	\$293	Each reinspection	Fee
RECYCLED WATER SYSTEM FEES				
Annual Recycled Water Inspection	Fee charged to inspect recycled water systems.	at cost	Time/ Materials with 4 hr minimum	Fee
Four Year Recycled Water Shutdown Test	Fee charged for safety check of recycled water system.	at cost	Time/ Materials with 4 hr minimum	Fee
MEDICAL WASTE GENERATOR FEES				
Body Art Facility	Annual Permit Fee Charged to Business Owner Inspection of Body Art Facility	\$310	Annual Permit	Fee
Body Art Ear Piercing Only / Registration	Business Owner Charged for Annual Health Permit	\$67	Annual Permit	Fee
Body Art Practitioner	Annual Permit Fee Charged to Body Art Practitioner	\$96	Annual Permit	Fee
Body Art Practitioner Registration Replacement	Business Owner Charged for Registration Replacement	Charge the actual material replacement costs	Replacement	Fee
Med Waste: Sm Quantity w/ onsite treatment	Annual Permit Fee Charged to Business Owner by Health Department for Inspection	\$225	Annual Permit	Fee
Med Waste: Sm Quantity (<200 lbs/month)	Annual Permit Fee Charged to Business Owner by Health Department to Maintain Inventory of Sm Quant. Generators (no inspection)	\$81	Annual Permit	Fee
Med Waste: Common Storage Facility, 2-10 Gen.	Annual Permit Fee Charged to Business Group or Property Owner by Health Department for Inspection of Centralized Medical Waste Storage Facilities	\$255	2-10 Gen	Fee
Med Waste: Common Storage Facility, 11-49 Gen.	Annual Permit Fee Charged to Business Group or Property Owner by Health Department for Inspection of Centralized Medical Waste Storage Facilities	\$405	11-49 Gen.	Fee
Med Waste: Common Storage Facility, 50+ Gen.	Annual Permit Fee Charged to Business Group or Property Owner by Health Department for Inspection of Centralized Medical Waste Storage Facilities	\$845	50+ Gen.	Fee

MASTER FEES AND CHARGES SCHEDULE

DEPARTMENT: HEALTH & HUMAN SERVICES				
Fee Name	Description	Fee	Per	Type
MEDICAL WASTE GENERATOR FEES				
Med Waste: Transfer Station - Large Quant.	Annual Permit Fee Charged to Business Owner by Health Department to Inspect a Temporary Holding Station for Medical Waste	\$620	Annual Permit	Fee
Med Waste: Acute Care Hosp., 1-99 beds	Annual Permit Fee Charged to Hospital by Health Department to Inspect for Proper Medical Waste Storage and Disposal	\$920	1-99 Beds	Fee
Med Waste: Acute Care Hosp., 100-199 beds	Annual Permit Fee Charged to Hospital by Health Department to Inspect for Proper Medical Waste Storage and Disposal	\$1,695	100-199 Beds	Fee
Med Waste: Acute Care Hosp., 200-250 beds	Annual Permit Fee Charged to Hospital by Health Department to Inspect for Proper Medical Waste Storage and Disposal	\$2,390	200-250 Beds	Fee
Med Waste: Acute Care Hosp., 251+ beds	Annual Permit Fee Charged to Hospital by Health Department to Inspect for Proper Medical Waste Storage and Disposal	\$2,840	251+ Beds	Fee
Med Waste: Specialty Clinic (surgical, etc.)	Annual Permit Fee Charged to Specialty Clinic by Health Department to Inspect for Proper Medical Waste Storage and Disposal	\$735	Annual Permit	Fee
Med Waste: Skill Nursing Facility, 1-99 beds	Annual Permit Fee Charged to Skilled Nursing Facilities by Health Department to Inspect for Proper Medical Waste Storage and Disposal	\$745	1-99 Beds	Fee
Med Waste: Skill Nursing Facility, 100-199 beds	Annual Permit Fee Charged to Skilled Nursing Facilities by Health Department to Inspect for Proper Medical Waste Storage and Disposal	\$895	100-199 Beds	Fee
Med Waste: Skill Nursing Facility, 200+ beds	Annual Permit Fee Charged to Skilled Nursing Facilities by Health Department to Inspect for Proper Medical Waste Storage and Disposal	\$1,120	200 + Beds	Fee
Med Waste: Acute Psychiatric Hospital	Annual Permit Fee Charged to Acute Psychiatric Hospitals by Health Department to Inspect for Proper Medical Waste Storage and Disposal	\$410	Annual Permit	Fee
Med Waste: Intermediate Care	Annual Permit Fee Charged to Intermediate Care Facilities by Health Department to Inspect for Proper Medical Waste Storage and Disposal	\$475	Annual Permit	Fee
Med Waste: Primary Care	Annual Permit Fee Charged to Primary Care Facilities by Health Department to Inspect for Proper Medical Waste Storage and Disposal	\$845	Annual Permit	Fee
Med Waste: Clinical Laboratory	Annual Permit Fee Charged to Clinical Laboratories by Health Department to Inspect for Proper Medical Waste Storage and Disposal	\$550	Annual Permit	Fee
Med Waste: Health Care Service Plan Facility.	Annual Permit Fee Charged to Health Care Service Plan Facilities by Health Department to Inspect for Proper Medical Waste Storage and Disposal	\$770	Annual Permit	Fee

MASTER FEES AND CHARGES SCHEDULE

DEPARTMENT: HEALTH & HUMAN SERVICES				
Fee Name	Description	Fee	Per	Type
MEDICAL WASTE GENERATOR FEES				
Med Waste: Veterinary Clinic or Hosp.	Annual Permit Fee Charged to Veterinary Clinics or Hospitals by Health Department to Inspect for Proper Medical Waste Storage and Disposal	\$510	Annual Permit	Fee
Med Waste: Med/Dental/Vet Offices (200lb/mo)	Annual Permit Fee Charged to Medical/Dental/Veterinary Offices by Health Department to Inspect for Proper Medical Waste Storage and Disposal	\$450	Annual Permit	Fee
Med Waste: Nurse-Occup Care (<200lbs/mo)	Annual Permit Fee Charged to Nurse/Occupational Care Offices by Health Department to Inspect for Proper Medical Waste Storage and Disposal	\$280	Annual Permit	Fee
Med Waste: Nurse-Occup Care (>200lbs/mo)	Annual Permit Fee Charged to Nurse/Occupational Care Offices by Health Department to Inspect for Proper Medical Waste Storage and Disposal	\$635	>200lbs/Mo	Fee
Med Waste: Each Autoclave	Five Year Permit Fee Charged by Health Department to Owners/Operators of Facilities utilizing an Autoclave	\$1,270	Every 5 Years	Fee
Temporary Body Art Permit (1 -10 Artists)	Permit Fee Charged to Business Owner/Artist to operate body art stand.	\$74	Per Artist	Fee
Temporary Body Art Permit (11+ Artists)	Permit Fee Charged to Business Owner/Artist to operate body art stand.	\$41	Per Artist	Fee
Temporary Body Artist Onsite Licensing Charge	Permit Fee Charged to Business Owner/Artist for onsite licensing.	150% of permit fee	Permit	Fee
Temporary Body Art Event Organizer	Hourly rate charged to Temporary Body Art Event Organizer for Staff time in excess of 4 hours	\$275	Per event	Fee
Temporary Mobile Health Clinic	Permit fee to business owner to operate a temporary mobile health clinic	\$147	Per permit	Fee
Temporary Mobile Health Clinic Onsite Licensing Charge	Business charged for licensing onsite	150% of permit fee	Each unit	Fee
GARMENT MANUFACTURING FEES				
Garment Manufacturing	Annual Permit Fee Charged by Health Department to Business Owner for Garment Manufacturing Facility Inspection	\$345	Annual Permit	Fee
NOISE FEES				
Noise Variance	Fee Charged to Business Owner by Health Department to Cover Cost of Investigation for a Variance on Noise Exceeding City Thresholds	\$384	Each	Fee
Noise Control Business Lic. Insp.	Fee Charged to Business Owner by Health Department to Cover Cost of Investigation of Noise Caused by Entertainment Venues	\$310	Each	Fee

MASTER FEES AND CHARGES SCHEDULE

DEPARTMENT: HEALTH & HUMAN SERVICES				
Fee Name	Description	Fee	Per	Type
NOISE FEES				
Noise Complaint Investigation & Response	Response and investigation of general noise complaints	Charged fully allocated hourly rate for all personnel involved plus additional costs	Inspection Visit	Fee
EMERGENCY RESPONSE FEES				
Hazardous Waste Site Mitigation	To oversee haz mat clean up	Charge the fully allocated hourly rate for all personnel involved plus any outside costs	Hourly rate plus outside costs	Fee
HazMat Emergency Response	To oversee haz mat clean up	Charge the fully allocated hourly rate for all personnel involved plus any outside costs	Hourly rate plus outside costs	Fee
MISCELLANEOUS HAZARDOUS MATERIALS FEES				
Emerg Resp: Haz matl Education Fee	Educational Fee Charged to Permittees to Cover Cost of Educating Operators on Proper Management of Hazardous Wastes	\$10.4	Each	Fee
Copy of Official Records	Copying fee.	\$0.2	Page	Fee
CUPA FEES				
CUPA: Refinery Safety Surcharge Tier 1, annual capacity equal to or greater than 200K BPD	Annual state surcharge assessed to petroleum refineries with an annual capacity equal to or greater than 200,000 barrels per day (BPD). Fee subject to change per governing authority.	\$45,000	Annual Surcharge	Fee
CUPA: Refinery Safety Surcharge Tier 2, annual capacity 100K to 199K BPD	Annual state surcharge assessed to petroleum refineries with an annual capacity of 100,000-199,999 barrels per day (BPD). Fee subject to change per governing authority.	\$27,500	Annual Surcharge	Fee
CUPA: Refinery Safety Surcharge Tier 3, annual capacity 50K to 99K BPD	Annual state surcharge assessed to petroleum refineries with an annual capacity of 50,000-99,999 barrels per day (BPD). Fee subject to change per governing authority.	\$13,750.00	Annual Surcharge	Fee
CUPA: Refinery Safety Surcharge Tier 4, annual capacity less than 50K BPD	Annual state surcharge assessed to petroleum refineries with an annual capacity of less than 50,000 barrels per day (BPD). Fee subject to change per governing authority.	\$3,500	Annual Surcharge	Fee

MASTER FEES AND CHARGES SCHEDULE

DEPARTMENT: HEALTH & HUMAN SERVICES				
Fee Name	Description	Fee	Per	Type
CUPA FEES				
CUPA: Report Review Oversight / Hourly Supplemental Review	Hourly Fee Charged by Health Dept to Property Owner/Responsible Party for Supplemental Review of Project/Report	\$500 min charge plus \$50 for every 15 minutes over 2 hrs	Min charge for 2 hrs (then \$50 for every 15 minutes)	Fee
CALARP State Service Charge	California Accidental Release Prevention (CalARP) program administration (Annual Surcharge)	\$270	Annual Surcharge	Fee
Underground Storage Tank State Service Charge	Underground Storage Tank State Service Charge (Surcharge)	\$20	Per Occurrence	Fee
General Program Oversight State Service Charge	General Program Oversight State Service Charge (Surcharge)	\$84	Annual surcharge	Fee
CUPA: Conditional Authorization	Annual Permit Fee Charged by Health Department to Business Owner to Verify Proper Treatment of Hazardous Waste and Closure Cost Estimates	\$3,705	Annual Permit	Fee
CUPA: Conditional Exemption, 1st year	Annual Permit Fee Charged by Health Department to Business Owner to Verify Proper Treatment of Hazardous Waste	\$475.00	First Year, Annually Thereafter	Fee
CUPA: Conditional Exemption, renewal	Annual Permit Fee Charged by Health Department to Business Owner to Renew Conditional Exemption Permit	\$211.70	Annual Permit	Fee
CUPA: Each Addl Regulated Matl	Fee Charged to Business Owner for Each Additional Regulated Hazardous Material Introduced into the Facility	\$2,175.00	Each	Fee
CUPA: Haz Waste Producer 0-4 employees	Annual Permit Fee Charged by Health Department to Business Owner for Inspection of Hazardous Waste Producers with 0-4 Employees	\$763.00	Annual Permit	Fee
CUPA: Haz Waste Producer 5-19 employees	Annual Permit Fee Charged by Health Department to Business Owner for Inspection of Hazardous Waste Producers with 5-19 Employees	\$1,319.00	Annual Permit	Fee
CUPA: Haz Waste Producer 20-100 employees	Annual Permit Fee Charged by Health Department to Business Owner for Inspection of Hazardous Waste Producers with 20-100 Employees	\$2,028.50	Annual Permit	Fee
CUPA: Haz Waste Producer 101-500 employees	Annual Permit Fee Charged by Health Department to Business Owner for Inspection of Hazardous Waste Producers with 101-500 Employees	\$3,644.00	Annual Permit	Fee
CUPA: Haz Waste Producer 501+ employees	Annual Permit Fee Charged by Health Department to Business Owner for Inspection of Hazardous Waste Producers with 501 + Employees	\$4,598.00	Annual Permit	Fee

MASTER FEES AND CHARGES SCHEDULE

DEPARTMENT: HEALTH & HUMAN SERVICES				
Fee Name	Description	Fee	Per	Type
CUPA FEES				
CUPA: Permit by Rule	Annual Permit Fee Charged by Health Department to Business Owner to Verify Proper Treatment of Hazardous Waste, Closure Costs Estimates, Closure Plan and Financial Assurance	\$3,735	Annual Permit	Fee
CUPA: RMP Review, Pgm 1	Fee Charged to Business Owner for Review of Risk Management Plan (RMP) for Tier 1 (lowest risk) Facilities	\$3,565.80	Annual Permit	Fee
CUPA: RMP Review, Pgm 2/3	Fee Charged to Business Owner for Review of Risk Management Plan (RMP) for Tier 2-3 (moderate-high risk) Facilities	\$4,611.60	Annual Permit	Fee
CUPA: Small Quantity Specified Waste	Annual Permit Fee Charged by Health Department to Business Owner for Inspection of Small Quantity Specified Waste Facilities	\$355.60	Annual Permit	Fee
CUPA: Site Mitigation Expedite	Fee to expedite site mitigation.	Charge the fully allocated overtime rate for all personnel involved plus any outside costs	Hourly plus any outside cost	Fee
CUPA: UST Remedial Overnight Permit - 1st 2 hours	Fee to provide oversight permit.	Charge the fully allocated hourly rate for all personnel involved plus any outside costs	Hourly plus any outside cost	Fee
CUPA: UST Site Characterization, 1st year	Fee Charged by Health Department to Property Owner for Review of Site Characterization Plan	Charge the fully allocated hourly rate for all personnel involved plus any outside costs	Hourly plus any outside cost	Fee
CUPA: UST Remedial Oversight, Annually	Fee Charged by Health Department to Property Owner for Maintaining Oversight and Maintaining Files on UST Sites During Remediation	\$435.00	Annually	Fee
CUPA UST Removal Report Review	Fee charged to property owner for review of UST Removal report	Charge the fully allocated hourly rate for all personnel involved plus any outside costs	Hourly plus any outside cost	Fee

MASTER FEES AND CHARGES SCHEDULE

DEPARTMENT: HEALTH & HUMAN SERVICES				
Fee Name	Description	Fee	Per	Type
CUPA FEES				
CUPA: X-ray Machine Silver Halide Generator	Annual Permit Fee Charged by Health Department to Business Owner for Inspection of Hazardous Waste from X-Ray Machines	\$148.40	Annual Permit	Fee
CUPA: Late Payment Penalty	Fee Charged by Health Department for Late Payment on Health Permit (25% of original fee)	25% of original fee	Each	Penalty
CUPA: Reinspection Fee	Fee Charged by Health Department for Additional Inspections when Corrections are not Completed	50% of Annual Permit	Each	Fee
File copies	Fee for document copies-per page	0.2	Per Page	Fee
Aboveground Petroleum Storage Act Surcharge	Fee Charged by Health Department to accommodate CALEPA (pass-through) surcharge	\$26	Each	Fee
PLAN CHECK FEES				
Body Art Facility Plan Check	Fee Charged by Health Department for Plan Review on New Body Art Facilities	\$505	Per Plan	Fee
RESTAURANT/BAR/SCHOOL CAFETERIA/SATELLITE FACILITY/KIOSK				
PC: Restaurant, 0-60 seats, Risk Category 1 - Low Risk	Fee Charged by Health Department for Plan Review on New and Remodeled Food Facilities	\$1414	Each Plan	Fee
PC: Restaurant, 0-60 seats, Risk Category 2 - High Risk	Fee Charged by Health Department for Plan Review on New and Remodeled Food Facilities	\$1,768	Each Plan	Fee
PC: Restaurant, 61-200 seats, Risk Category 1 - Low Risk	Fee Charged by Health Department for Plan Review on New and Remodeled Food Facilities	\$2160	Each Plan	Fee
PC: Restaurant, 61-200 seats, Risk Category 2 - High Risk	Fee Charged by Health Department for Plan Review on New and Remodeled Food Facilities	\$2,376	Each Plan	Fee
PC: Restaurant, 201+ seats, Risk Category 1 - Low Risk	Fee Charged by Health Department for Plan Review on New and Remodeled Food Facilities	\$2510	Each Plan	Fee
PC: Restaurant, 201+ seats, Risk Category 2 - High Risk	Fee Charged by Health Department for Plan Review on New and Remodeled Food Facilities	\$2,761	Each Plan	Fee
PC: Restaurant Minor Remodel	Fee Charged by Health Department for Plan Review on New and Remodeled Food Facilities	50% of appropriate fee per plan	Each Plan	Fee
PC: Restaurant Very Limited Remodel	Remodel requiring very limited plan check	25% of appropriate fee per plan	Each Plan	Fee
FOOD MARKET RETAIL				
PC: Food Market Retail, 10-50 sq ft	Fee Charged by Health Department for Plan Review on New and Remodeled Food Facilities	\$750	Each Plan	Fee

MASTER FEES AND CHARGES SCHEDULE

DEPARTMENT: HEALTH & HUMAN SERVICES				
Fee Name	Description	Fee	Per	Type
PLAN CHECK FEES				
PC: Food Market Retail, 51-1999 sq ft	Fee Charged by Health Department for Plan Review on New and Remodeled Food Facilities	\$1,240	Each Plan	Fee
PC: Food Market Retail, 2000-5999 sq ft	Fee Charged by Health Department for Plan Review on New and Remodeled Food Facilities	\$1,605	Each Plan	Fee
PC: Food Market Retail, 6000+ sq ft	Fee Charged by Health Department for Plan Review on New and Remodeled Food Facilities	\$2,095	Each Plan	Fee
PC: Food Market Retail Minor Remodel	Fee Charged by Health Department for Plan Review on New and Remodeled Food Facilities	50% of appropriate fee per plan	Each Plan	Fee
FOOD PROCESSOR				
PC: Food Processor/Shared Food Facility 1-1999 sq ft	Fee Charged by Health Department for Plan Review on New and Remodeled Food Facilities	\$1,440	Each Plan	Fee
PC: Food Processor/Shared Food Facility 2000-5999 sq ft	Fee Charged by Health Department for Plan Review on New and Remodeled Food Facilities	\$2,250	Each Plan	Fee
PC: Food Processor/Shared Food Facility 6000+ sq ft	Fee Charged by Health Department for Plan Review on New and Remodeled Food Facilities	\$2,570	Each Plan	Fee
PC: Food Processor/Shared Food Facility Minor Remodel	Fee charged to review plans for minor remodel of food processor.	50% of appropriate fee per plan	Each Plan	Fee
MISCELLANEOUS FOOD				
PC: Miscellaneous	Consultation only /No plans submitted	Charge the fully allocated hourly rates for all personnel involved plus any outside costs	Hourly plus outside costs	Fee
PC: Mobile Food Facility (RC 1)	Fee Charged by Health Department for Plan Review on New and Remodeled Mobile Food Facilities serving packaged non-perishable food (RC1), such as candies, chips, and chocolate.	\$250	Per vendor	Fee
PC: Mobile Food Facility (RC 2-3)	Fee Charged by Health Department for Plan Review on New and Remodeled Mobile Food Facilities serving packaged perishable food and unpackaged non-perishable food (RC2-3), such as churros, italian ice, and popcorn.	\$445	Each Plan	Fee
PC: Mobile Food Facility (RC 4)	Fee Charged by Health Department for Plan Review on New and Remodeled Mobile Food Facilities serving unpackaged perishable food (RC4), such as tacos and hamburgers.	\$1165	Each Plan	Fee

MASTER FEES AND CHARGES SCHEDULE

DEPARTMENT: HEALTH & HUMAN SERVICES				
Fee Name	Description	Fee	Per	Type
PLAN CHECK FEES				
PC: Misc Food - Food Warehouse	Fee Charged by Health Department for Plan Review on New and Remodeled Food Facilities	\$1,075	Each Plan	Fee
PC: Misc Food - Commissary (Prepackaged)	Fee Charged by Health Department for Plan Review on New and Remodeled Food Facilities	970	Each Plan	Fee
PC: Misc Food - Commissary (Unpackaged)	Fee Charged by Health Department for Plan Review on New and Remodeled Food Facilities	\$1,263	Each Plan	Fee
PC: Misc Food - Food Salvager	Fee Charged by Health Department for Plan Review on New and Remodeled Food Facilities	\$1,075	Each Plan	Fee
PC: Shared Kitchen	Fee Charged by Health Department for Plan Review on New and Remodeled Food Facilities	\$1,805	Each Plan (per kitchen)	Fee
PC: Menu Change/Equipment Review	Fee charged for equipment change review.	\$69	Each	Fee
PC: After Hours Inspection Fee	Fee for after-hours plan check inspection.	\$190	Each	Fee
PC: Plan Check Expedite Fee	Each Plan	Double the standard fee	Each Plan	Fee
HACCP Plan Review	Fee charged for evaluating HACCP (Hazard Analysis and Critical Control Points) required processes.	\$144	1.5 hours, then \$76/hour thereafter	Fee
BED AND BREAKFAST				
PC: Bed & Breakfast, 1-20 rooms	Fee Charged by Health Department for Plan Review on New and Remodeled Food Facilities	\$840	Each Plan	Fee
WATER SYSTEMS				
PC: Water System, Minor Remodel or Equipment Change	Fee charged to review plans for minor pool remodels or equipment changes	50% of standard plan check fee	Per Plan	Fee
PC: Water System, Expedite Fee	Fee charged for expedited review of water systems and to operators found to be drilling without a permit.	Double the standard plan check fee	Per Plan	Fee
PC: Water System, Swim Pool/Spa	Fee Charged by Health Department for Plan Review on Swimming Pools and Spas	\$848	Per Plan/Permit (per body of water)	Fee
PC: Water System, Remodel of Pool	Fee Charged by Health Department for Plan Review on a Replaster/Remodel of a Pool	\$743	Per Plan/Permit (per body of water)	Fee

MASTER FEES AND CHARGES SCHEDULE

DEPARTMENT: HEALTH & HUMAN SERVICES				
Fee Name	Description	Fee	Per	Type
PLAN CHECK FEES				
PC: Water System, Sewage Disposal System	Fee Charged by Health Department for Plan Review on Sewage Disposal Systems	\$800	Per Plan/Permit	Fee
PC: Recycled Water / Cross Connection	Each Plan	\$1075	Each Plan	Fee
PC: Low Impact Development (LID) System with Onsite Water Reuse	Fee charged by Health Department for Plan Review on Low Impact Development (LID) systems with onsite reuse of captured water	\$1,220	Per Plan/Permit	Fee
PC: Low Impact Development (LID) System without Onsite Water Reuse	Fee charged by Health Department for Plan Review on Low Impact Development (LID) systems without onsite reuse of captured water	\$645	Per Plan/Permit	Fee
PC: Water System, Drinking Water Well Construction	Fee Charged by Health Department for Plan Review on Water Well	\$647	Per Well	Fee
PC: Water System, Monitoring Well (Construction)	Charged by Health Department for Plan Review on Monitoring Wells	\$410	Per Well	Fee
PC: Water System, Water Well Abandonment (Destruction)	Fee Charged by Health Department for Plan Review on Abandoned Water Wells or Conversion of Existing Well	\$410	Per Well	Fee
PC: Water System (Soil Boring/Probe)	Fee Charged by Health Department for Plan Review on Soil Borings/Geoprobes/Push Probes	\$410	Per Plan/Permit	Fee
PC: Water System, Cathodic Wells	Fee Charged by Health Department for Plan Review on Cathodic Wells	\$565	Each Plan	Fee
PC: Water System, Backflow Device	Fee Charged by Health Department for Plan Review on Backflow Prevention Devices	\$250	Per Plan	Fee
CANNABIS				
PC: Cannabis Plan Consultation	Hourly fee for Shared Use Cannabis Manufacturing Facility consultation with a minimum duration of 1.5 hours	\$185	1.5 hours, then \$122/hr thereafter	Fee
PC: Cannabis Minor Remodel	Fee charged to review plans for minor remodel of cannabis facility	50% of appropriate fee per plan	Each Plan	Fee
PC: Cannabis Dispensary Facility, 1-1,999 sq ft	Fee Charged by Health Department for Plan Review on New and Remodeled Cannabis Dispensary Facility.	\$830	Each Plan	Fee
PC: Cannabis Dispensary Facility, 2,000-5,999 sq ft	Fee Charged by Health Department for Plan Review on New and Remodeled Cannabis Dispensary Facility.	\$1,320	Each Plan	Fee
PC: Cannabis Dispensary Facility, 6,000+ sq ft	Fee Charged by Health Department for Plan Review on New and Remodeled Cannabis Dispensary Facility.	\$1,660	Each Plan	Fee

MASTER FEES AND CHARGES SCHEDULE

DEPARTMENT: HEALTH & HUMAN SERVICES				
Fee Name	Description	Fee	Per	Type
PLAN CHECK FEES				
PC: Cannabis Manufacturer Facility, 1-1,999 sq ft	Fee Charged by Health Department for Plan Review on New and Remodeled Cannabis Manufacturer Facility.	\$1,075	Each Plan	Fee
PC: Cannabis Manufacturer Facility, 2,000-5,999 sq ft	Fee Charged by Health Department for Plan Review on New and Remodeled Cannabis Manufacturer Facility.	\$1,565	Each Plan	Fee
PC: Cannabis Manufacturer Facility, 6,000+ sq ft	Fee Charged by Health Department for Plan Review on New and Remodeled Cannabis Manufacturer Facility.	\$2,055	Each Plan	Fee
PC: Cannabis Distributor	Fee Charged by Health Department for Plan Review on New and Remodeled Cannabis Distributor Facility.	\$1,075	Each Plan	Fee
PC: Cannabis Cultivation Facility, 1-1,999 sq ft	Fee Charged by Health Department for Plan Review on New and Remodeled Cannabis Cultivation Facility.	\$1,380	Each Plan	Fee
PC: Cannabis Cultivation Facility, 2,000-5,999 sq ft	Fee Charged by Health Department for Plan Review on New and Remodeled Cannabis Cultivation Facility.	\$1,625	Each Plan	Fee
PC: Cannabis Cultivation Facility, 6,000-9,999 sq ft	Fee Charged by Health Department for Plan Review on New and Remodeled Cannabis Cultivation Facility.	\$2,055	Each Plan	Fee
PC: Cannabis Cultivation Facility, 10,000+ sq ft	Fee Charged by Health Department for Plan Review on New and Remodeled Cannabis Cultivation Facility.	\$2,300	Each Plan	Fee
PC: Shared Use Cannabis Manufacturing Facility, 1-1,999 sq ft	Fee Charged by Health Department to business owner for Plan Review on Shared Use Cannabis Manufacturing Facility, 1-1,999 sq ft	\$1075	Each Plan	Fee
PC: Shared Use Cannabis Manufacturing Facility, 2,000-5,999 sq ft	Fee Charged by Health Department to business owner for Plan Review on Shared Use Cannabis Manufacturing Facility, 2,000-5,999 sq ft	\$1565	Each Plan	Fee
PC: Shared Use Cannabis Manufacturing Facility, 6,000+ sq ft	Fee Charged by Health Department to business owner for Plan Review on Shared Use Cannabis Manufacturing Facility, 6,000+ sq ft	\$2055	Each Plan	Fee
PC: Shared Use Cannabis Manufacturing Facility - Tenant, 1-1,999 sq ft	Fee Charged by Health Department to tenant for Plan Review on Shared Use Cannabis Manufacturing Facility, 1-1,999 sq ft	\$540	Each Plan	Fee
PC: Shared Use Cannabis Manufacturing Facility - Tenant, 2,000-5,999 sq ft	Fee Charged by Health Department to tenant for Plan Review on Shared Use Cannabis Manufacturing Facility, 2,000-5,999 sq ft	\$785	Each Plan	Fee
PC: Shared Use Cannabis Manufacturing Facility - Tenant, 6,000+ sq ft	Fee Charged by Health Department to tenant for Plan Review on Shared Use Cannabis Manufacturing Facility, 6,000+ sq ft	\$1,030	Each Plan	Fee
MISCELLANEOUS FEES				

MASTER FEES AND CHARGES SCHEDULE

DEPARTMENT: HEALTH & HUMAN SERVICES				
Fee Name	Description	Fee	Per	Type
MISCELLANEOUS FEES				
Office Hearing Fees	Fees for hearing officer costs.	\$195	Per Hearing	Fee
No Show Administrative Office Hearing Penalty	Penalty fee for failing to show at scheduled hearing.	50% of office hearing fee	Each	Penalty
License/Permit Inspection Fee	Fee for costs associated with license/permit verification including, but not limited to, change of ownership	\$218	Inspection/Change	Fee
Environmental Health Materials	Cost to provide materials.	Charge the actual cost of materials	Each	Fee
Environmental Health Reinspection (General)	Fee Charged by Health Department for Additional Inspections when Corrections are not Completed	\$330	Reinspection	Fee
Environmental Health Technology Surcharge	Surcharge to recover the costs of the technology needs of the Environmental Health Bureau	2.3%	Per Permit/Plan Check Fees	Fee
California Safe Body Art Act Booklet	Purchase of Booklet	\$3	Booklet	Fee
CANNABIS FEES				
Adult-Use Cannabis Dispensary: 1 - 1,999 sq. ft.	Business Owner Charged for Annual Health Permit	\$1493	Annual Permit	Fee
Adult-Use Cannabis Dispensary: 2,000+ sq. ft.	Business Owner Charged for Annual Health Permit	\$1630	Annual Permit	Fee
Adult-Use Cannabis Cultivator: 1 - 1,999 sq. ft.	Business Owner Charged for Annual Health Permit	\$1685	Annual Permit	Fee
Adult-Use Cannabis Cultivator: 2,000 - 5,999 sq. ft.	Business Owner Charged for Annual Health Permit	\$1770	Annual Permit	Fee
Adult-Use Cannabis Cultivator: 6,000+ sq. ft.	Business Owner Charged for Annual Health Permit	\$1855	Annual Permit	Fee
Adult-Use Cannabis Manufacturer: 1 - 1,999 sq. ft.	Business Owner Charged for Annual Health Permit	\$2055	Annual Permit	Fee
Adult-Use Cannabis Manufacturer: 2,000 - 5,999 sq. ft.	Business Owner Charged for Annual Health Permit	\$2435	Annual Permit	Fee
Adult-Use Cannabis Manufacturer: 6,000+ sq. ft.	Business Owner Charged for Annual Health Permit	\$2775	Annual Permit	Fee
Adult-Use Cannabis Distributor: 1 - 1,999 sq. ft.	Business Owner Charged for Annual Health Permit	\$1285	Annual Permit	Fee
Adult-Use Cannabis Distributor: 2,000+ sq. ft.	Business Owner Charged for Annual Health Permit	\$1425	Annual Permit	Fee

MASTER FEES AND CHARGES SCHEDULE

DEPARTMENT: HEALTH & HUMAN SERVICES				
Fee Name	Description	Fee	Per	Type
CANNABIS FEES				
Shared Use Cannabis Manufacturing Facility: 1-1,999 sq ft manufacturing	Business Owner Charged for Annual Health Permit	1260	Annual Permit	Fee
Shared Use Cannabis Manufacturing Facility: 2,000-5,999 sq ft manufacturing	Business Owner Charged for Annual Health Permit	1780	Annual Permit	Fee
Shared Use Cannabis Manufacturing Facility: 6,000+ sq ft manufacturing	Business Owner Charged for Annual Health Permit	2270	Annual Permit	Fee
Shared Use Cannabis Manufacturing Tenant	Tenant charged for Annual Permit	\$212	Annual Permit	Fee
Cannabis - Reinspection Fee	Fee Charged by Health Department for Additional Inspections when Corrections are not Completed	\$320	Each reinspection	Fee
MASSAGE & FITNESS FACILITY				
Massage	Annual Permit Fee Charged by Health Department for Massage Establishments	\$250	Annual Permit	Fee
Health/Fitness Center	Annual Permit Fee Charged by Health Department for Health Clubs	\$250	Annual Permit	Fee
Tanning Salon	Annual Permit Fee Charged by Health Department for Tanning Salon.	\$204	Annual Permit	Fee
LAUNDRY FACILITY				
Laundry: 1-4000 sq ft	Annual Permit Fee Charged to Business Owner for Laundromat Inspection	\$250	1-4000 sq ft	Fee
Laundry: 4001+ sq ft	Annual Permit Fee Charged to Business Owner for Laundromat Inspection	\$440	4001+ sq ft	Fee
LABORATORY SERVICES				
NON-DIAGNOSTIC GENERAL HEALTH ASSESSMENT REGISTRATION				
Non-diagnostic Testing	For health care providers who offer non-diagnostic health assessment including CLIA-waived tests. These providers are issued a certificate that will allow them to offer such tests, once required documentation is submitted and compliance established.	730	Certificate	Fee
ENVIRONMENTAL TESTING				
WATER TESTING				
Non-Potable/Recreational Water, Enterolert	To test for the presence of fecal coliforms in recreational water	36.8	Specimen	Fee
Non-Potable/Recreational Water, Colilert 18 (Fecal & Total)	To test for the presence of fecal coliforms in recreational water	36.8	Specimen	Fee

MASTER FEES AND CHARGES SCHEDULE

DEPARTMENT: HEALTH & HUMAN SERVICES				
Fee Name	Description	Fee	Per	Type
ENVIRONMENTAL TESTING				
Potable/Drinking Water, Line Clearance, Colilert P/A	To test for the presence of fecal coliforms in drinking water	\$38.75	Specimen	Fee
Potable/Drinking Water, , Colilert P/A	To test for the presence of fecal coliforms in drinking water	36.8	Specimen	Fee
ENVIRONMENTAL LEAD				
Lead Testing For Dust Wipes, Paint Chips, Soil, Air Filter	A test that quantitates the amount of lead in environmental samples	\$26.20	Test	Fee
Lead Testing for Water	A test that quantitates the amount of lead in environmental samples	\$26.20	Test	Fee
CLINICAL CHEMISTRY				
Urinalysis Complete	A diagnostic test to aid clinicians with their clinical findings.	12.1	Test	Fee
Pregnancy Test, Urine	A diagnostic test to aid clinicians with their clinical findings.	14.35	Test	Fee
Blood Lead	A diagnostic test to aid clinicians with their clinical findings.	\$29.10	Test	Fee
BACTERIOLOGY				
Antimicrobial Susceptibility Tests	A diagnostic test to aid clinicians with their clinical findings.	36.8	Test	Fee
Culture, Anaerobic Bacteria	A diagnostic test to aid clinicians with their clinical findings.	\$26.65	Test	Fee
Culture, GC	A diagnostic test to aid clinicians with their clinical findings.	\$26.65	Test	Fee
Culture, Stool	A diagnostic test to aid clinicians with their clinical findings.	\$44.85	Test	Fee
Culture, Miscellaneous Bacteriology	A diagnostic test to aid clinicians with their clinical findings.	\$26.65	Test	Fee
Culture, Throat	A diagnostic test to aid clinicians with their clinical findings.	\$26.65	Test	Fee
Culture, Urine	A diagnostic test to aid clinicians with their clinical findings.	\$26.65	Test	Fee
Culture for Identification	A diagnostic test to aid clinicians with their clinical findings.	\$44.85	Test	Fee
Culture, Diphtheria	A diagnostic test to aid clinicians with their clinical findings.	\$26.65	Test	Fee
Culture, Food Poisoning	A diagnostic test to aid clinicians with their clinical findings.	\$64.00	Test	Fee
Streptococcus, Rapid Screen	A diagnostic test to aid clinicians with their clinical findings.	12.1	Test	Fee
GC Smear	A diagnostic test to aid clinicians with their clinical findings.	36.8	Test	Fee

MASTER FEES AND CHARGES SCHEDULE

DEPARTMENT: HEALTH & HUMAN SERVICES				
Fee Name	Description	Fee	Per	Type
MYCOBACTERIOLOGY				
AFB Smear	A diagnostic test to aid clinicians with their clinical findings.	\$19.40	Test	Fee
AFB Culture	A diagnostic test to aid clinicians with their clinical findings.	\$38.75	Test	Fee
AFB Susceptibility	A diagnostic test to aid clinicians with their clinical findings.	\$9.10	Test	Fee
AFB by DNA Probe	A diagnostic test to aid clinicians with their clinical findings.	\$38.75	Test	Fee
AFB Culture for Identification	A diagnostic test to aid clinicians with their clinical findings.	\$44.85	Test	Fee
Quantiferon - TB Gold	A diagnostic test to aid clinicians with their clinical findings.	125	Test	Fee
MYCOLOGY				
Fungal Smear	A diagnostic test to aid clinicians with their clinical findings.	12.1	Test	Fee
Wet Mount	A diagnostic test to aid clinicians with their clinical findings.	12.1	Test	Fee
Fungal Culture	A diagnostic test to aid clinicians with their clinical findings.	36.8	Test	Fee
PARASITOLOGY				
Blood Smear for Parasites	A diagnostic test to aid clinicians with their clinical findings.	\$15.10	Test	Fee
Cryptosporidium & Giardia DFA	A diagnostic test to aid clinicians with their clinical findings.	\$26.65	Test	Fee
Cryptosporidium by Modified Acid Fast Stain	A diagnostic test to aid clinicians with their clinical findings.	\$19.40	Test	Fee
Helminth/Arthropod ID	A diagnostic test to aid clinicians with their clinical findings.	\$15.10	Test	Fee
Ova & Parasite Exam	A diagnostic test to aid clinicians with their clinical findings.	\$44.85	Test	Fee
Pinworm Paddle	A diagnostic test to aid clinicians with their clinical findings.	\$7.70	Test	Fee
Fecal Leucocytes	A diagnostic test to aid clinicians with their clinical findings.	36.75	Test	Fee
SEROLOGY				
Darkfield	A diagnostic test to aid clinicians with their clinical findings.	26.45	Test	Fee
TP-PA (Confirmatory test for Syphilis)	A diagnostic test to aid clinicians with their clinical findings.	18.45	Test	Fee
RPR Qualitative	A diagnostic test to aid clinicians with their clinical findings.	8.65	Test	Fee
RPR Quantitative	A diagnostic test to aid clinicians with their clinical findings.	9.85	Test	Fee

MASTER FEES AND CHARGES SCHEDULE

DEPARTMENT: HEALTH & HUMAN SERVICES				
Fee Name	Description	Fee	Per	Type
SEROLOGY				
Hepatitis A, Total Antibody (IgG and IgM)	A diagnostic test to aid clinicians with their clinical findings.	140	Test	Fee
Hepatitis A, IgM	A diagnostic test to aid clinicians with their clinical findings.	140	Test	Fee
Hepatitis B Panel	A diagnostic test to aid clinicians with their clinical findings.	280	Test	Fee
Hepatitis B Core Total Antibody	A diagnostic test to aid clinicians with their clinical findings.	140	Test	Fee
Hepatitis B Surface Antibody	A diagnostic test to aid clinicians with their clinical findings.	140	Test	Fee
Hepatitis B Surface Antigen	A diagnostic test to aid clinicians with their clinical findings.	140	Test	Fee
Hepatitis C Antibody	A diagnostic test to aid clinicians with their clinical findings.	18.45	Test	Fee
HIV-1/HIV-2 Antigen-Antibody Combo, Serum	A diagnostic test to aid clinicians with their clinical findings.	73	Test	Fee
WNV IgM (EIA)	A diagnostic test to aid clinicians with their clinical findings.	\$145.00	Test	Fee
WNV IgG (IFA)	A diagnostic test to aid clinicians with their clinical findings.	83	Test	Fee
WNV IgM (IFA)	A diagnostic test to aid clinicians with their clinical findings.	55	Test	Fee
MOLECULAR				
Chlamydia by NAAT	A diagnostic test to aid clinicians with their clinical findings.	\$19.40	Test	Fee
Gonorrhea by NAAT	A diagnostic test to aid clinicians with their clinical findings.	\$19.40	Test	Fee
Influenza A & B by PCR	A diagnostic test to aid clinicians with their clinical findings.	\$130.00	Test	Fee
Norovirus by PCR	A diagnostic test to aid clinicians with their clinical findings.	\$130.00	Test	Fee
B. pertussis by PCR	A diagnostic test to aid clinicians with their clinical findings.	125	Test	Fee
Enterovirus by PCR	A diagnostic test to aid clinicians with their clinical findings.	\$120.00	Test	Fee
Measles by PCR	A diagnostic test to aid clinicians with their clinical findings.	\$120.00	Test	Fee
VIROLOGY				
Rabies by DFA	A diagnostic test to aid clinicians with their clinical findings.	\$39.25	Test	Fee
CLINICAL SERVICES				
TRAVEL IMMUNIZATION				

MASTER FEES AND CHARGES SCHEDULE

DEPARTMENT: HEALTH & HUMAN SERVICES				
Fee Name	Description	Fee	Per	Type
TRAVEL IMMUNIZATION				
Adult Immunization Fee (Includes Validation)	Cost for nurse to administer vaccine.	\$26.03	Visit	Fee
Travel Nursing Assessment Fee (Includes written Prescription for Malaria Medication)	Cost for nurse to evaluate patient itinerary, medical history and travel safety.	\$47.50	Visit	Fee
Travel Follow-Up Visit	Cost to re-evaluate after initial visit.	\$20.85	Visit	Fee
Copy of Immunization Record	Cost to reproduce an immunization record.	\$11.60	Copy	Fee
Travel Certificate Validation Duplication	Cost to validate a travel certificate record.	\$11.60	Certificate	Fee
Copy of Tuberculin Skin Test Report	Cost to reproduce a tuberculin skin test report.	11.00	Copy	Fee
VACCINES				
Flu (Influenza) Vaccine	Cost to administer & purchase vaccine.	\$26.03 + cost	Dose	Fee
Hepatitis B Vaccine	Cost to administer & purchase vaccine.	\$26.03 + cost	Dose	Fee
Twinrix	Cost to administer & purchase vaccine.	\$26.03 + cost	Dose	Fee
Japanese Encephalitis Vaccine	Cost to administer & purchase vaccine.	\$26.03 + cost	Dose	Fee
Meningococcal	Cost to administer & purchase vaccine.	\$26.03 + cost	Dose	Fee
MMR (Measles-Mumps-Rubella)	Cost to administer & purchase vaccine.	\$26.03 + cost	Dose	Fee
Polio Vaccine	Cost to administer & purchase vaccine.	\$26.03 + cost	Dose	Fee
Rabies Vaccine	Cost to administer & purchase vaccine.	\$26.03 + cost	Dose	Fee
Typhoid Vaccine-Injection	Cost to administer & purchase vaccine.	\$26.03 + cost	Dose	Fee
Typhoid Vaccine-Single Dose Injection	Cost to administer & purchase vaccine.	\$26.03 + cost	Dose	Fee
Typhoid Vaccine-Oral	Cost to administer & purchase vaccine.	\$26.03 + cost	Dose	Fee
Yellow Fever Vaccine	Cost to administer & purchase vaccine.	\$26.03 + cost	Dose	Fee
Cholera Vaccine	Cost to administer & purchase vaccine.	\$26.03 + cost	Dose	Fee
Pneumococcal Vaccine	Cost to administer & purchase vaccine.	\$26.03 + cost	Dose	Fee
Special Vaccines	Cost to administer & purchase vaccine.	\$26.03 + cost	Dose	Fee
Havrix (Adult)	Cost to administer & purchase vaccine.	\$26.03 + cost	Dose	Fee
Havrix (Child)	Cost to administer & purchase vaccine.	\$26.03 + cost	Dose	Fee
HPV Vaccine	Cost to administer & purchase vaccine.	\$26.03 + cost	Dose	Fee

MASTER FEES AND CHARGES SCHEDULE

DEPARTMENT: HEALTH & HUMAN SERVICES				
Fee Name	Description	Fee	Per	Type
VACCINES				
Varicella Vaccine (Varivax)	Cost to administer & purchase vaccine.	\$26.03 + cost	Dose	Fee
Pneumovax	Cost to administer & purchase vaccine.	\$26.03 + cost	Dose	Fee
Shingles	Cost to administer & purchase vaccine.	\$26.03 + cost	Dose	Fee
IMMUNOGLOBULINS/ TOXOIDS				
DT (Diphtheria-Tetanus)	Cost to administer & purchase vaccine.	\$26.03 + cost	Dose	Fee
Tetanus Toxoid Absorbed	Cost to administer & purchase vaccine.	\$26.03 + cost	Dose	Fee
HBIG (Hepatitis B Ig)	Cost to administer & purchase immunoglobulin.	\$26.03 + cost	Dose	Fee
Immune (Gamma) Globulin, Serum [Adult]	Cost to administer & purchase immunoglobulin.	\$26.03 + cost	Dose	Fee
Immune (Gamma) Globulin, Serum [Child]	Cost to administer & purchase immunoglobulin.	\$26.03 + cost	Dose	Fee
VZIG (Zoster Immune Globulin)	Cost to administer & purchase immunoglobulin.	\$26.03 + cost	Dose	Fee
Rabies Immune Globulin (RIG)	Cost to administer & purchase immunoglobulin.	\$26.03 + cost	Dose	Fee
SKIN TESTS				
TB Skin Test (PPD)	Cost to provide screening test.	\$32.00	Test	Fee
OFFICE/PATIENT VISITS				
New Patient - Office/Patient Visit - Minimal Exam	An office/patient visit with a new patient with a duration of up to 10 minutes. (99201)	Medicare Rate + 10%	Per Visit	Fee
New Patient - Office/Patient Visit - Brief Exam	An office/patient visit with a new patient with a duration of up to 20 minutes. (99202)	Medicare Rate + 10%	Per Visit	Fee
New Patient - Office/Patient Visit - Limited Exam	An office/patient visit with a new patient with a duration of up to 30 minutes. (99203)	Medicare Rate + 10%	Per Visit	Fee
New Patient - Office/Patient Visit - Intermediate Exam	An office/patient visit with a new patient with a duration of up to 40 minutes. (99204)	Medicare Rate + 10%	Per Visit	Fee
New Patient - Office/Patient Visit - Comprehensive Exam	An office/patient visit with a new patient with a duration of up to 50 minutes. (99205)	Medicare Rate + 10%	Per Visit	Fee
Existing Patient - Office/Patient Visit - Brief Exam	An office/patient visit with an established patient with a duration of up to 5 minutes. (99211)	Medicare Rate + 10%	Per Visit	Fee
Existing Patient - Office/Patient Visit - Minor Exam	An office/patient visit with an established patient with a duration of up to 10 minutes. (99212)	Medicare Rate + 10%	Per Visit	Fee

MASTER FEES AND CHARGES SCHEDULE

DEPARTMENT: HEALTH & HUMAN SERVICES				
Fee Name	Description	Fee	Per	Type
OFFICE/PATIENT VISITS				
Existing Patient - Office/Patient Visit - Follow-Up	An office/patient visit with an established patient with a duration of up to 15 minutes. (99213)	Medicare Rate + 10%	Per Visit	Fee
Existing Patient - Office/Patient Visit - Extensive Visit	An office/patient visit with an established patient with a duration of up to 25 minutes. (99214)	Medicare Rate + 10%	Per Visit	Fee
Existing Patient - Office/Patient Visit - Comprehensive Exam	An office/patient visit with an established patient with a duration of up to 40 minutes. (99215)	Medicare Rate + 10%	Per Visit	Fee
Phlebotomy Fee	To provide blood draw for medical screening.	\$28.00	Person	Fee
Child Health and Disability Prevention (CHDP) Primary Care - Nursing Assessment	Health exam.	Medi-Cal + 10%	Visit	Fee
CHDP Primary Care-Physician Assessment (Incl. Nursing Assessment)	Health exam.	Medi-Cal + 10%	Visit	Fee
TUBERCULOSIS CLINIC				
Isoniazid	Cost for Tuberculosis Medication	Cost	Each	Fee
Ethambutol	Cost for Tuberculosis Medication	Cost	Each	Fee
Rifampin	Cost for Tuberculosis Medication	Cost	Each	Fee
Pyrazinamide	Cost for Tuberculosis Medication	Cost	Each	Fee
Pyridoxine	Cost for Tuberculosis Medication	Cost	Each	Fee
Ciprofloxacin	Cost for Tuberculosis Medication	Cost	Each	Fee
Levofloxacin	Cost for Tuberculosis Medication	Cost	Each	Fee
Rifabutin	Cost for Tuberculosis Medication	Cost	Each	Fee
TB Class B Immigrant Evaluation and Documentation Completion	Assessment of immigrant; documentation completion	\$185.00	Each	Fee
Sputum Induction	Procedure to assist patient with production of sputum specimens.	\$24.75	Each	Fee
Chest X-ray Clients who bring own X-ray (Radiology Reading)	Reading of chest x-ray by radiologist for health evaluation purposes.	\$26.80	Visit	Fee
Chest X-ray - Single View	Cost of x-ray.	\$61.00	X-Ray	Fee
Chest X-ray - Two Views	Cost of x-ray.	\$77.00	X-Ray	Fee
Copy of Chest X-Ray	Digital copy of Chest X-Ray on CD	\$11.85	Each copy	Fee

MASTER FEES AND CHARGES SCHEDULE

DEPARTMENT: HEALTH & HUMAN SERVICES				
Fee Name	Description	Fee	Per	Type
TUBERCULOSIS CLINIC				
Copy of Chest X-ray Report	Cost to reproduce a chest x-ray report.	\$11.85	Copy	Fee
Copy of Discharge Card	Cost to reproduce a tuberculosis discharge card.	\$11.85	Copy	Fee
Directly Observed Therapy (DOT) Visit	Directly observed administration of medication to ensure patients adhere to treatment for tuberculosis.	Medi-Cal Rate + 10%	Per Visit	Fee
HIV TESTING, COUNSELING AND REFERRAL (HIV-CTR) SERVICES & HCC (HIV CARE COORDINATION)				
HIV Care Coordination Clinic Fees	Fee charges are in accordance with the Early Intervention fee schedule as established by the State of California, Department of Health Services, on a sliding scale.	\$0 - \$107	Visit	Fee
Anonymous HIV Testing and Counseling Clinic Visit	Comprehensive HIV testing and counseling services; Results will be anonymous	\$0.00	Visit	Fee
Confidential HIV Testing and Counseling Clinic Visit	Comprehensive HIV testing and counseling services	\$12.55	Visit	Fee
Court Ordered HIV Testing and Counseling Clinic Visit	Court ordered HIV testing and counseling services	\$44.55	Visit	Fee
Copy of HIV Test Results	Cost to reproduce a HIV Test Result	\$11.85	Copy	Fee
MENTAL HEALTH SERVICES				
Psychiatric Diagnostic Evaluation	A psychiatric evaluation with a focus on taking history and making a diagnostic assessment. (90791)	Medicare Rate + 10%	Visit	Fee
Psychiatric Diagnostic Evaluation with Medical Services	A psychiatric evaluation with a focus on taking history and making a diagnostic assessment in addition to providing medical services. (90792)	Medicare Rate + 10%	Visit	Fee
Psychotherapy, 30 minutes	A psychotherapy session with a duration between 16 to 37 minutes. (90832)	Medicare Rate + 10%	Visit	Fee
Psychotherapy, 30 minutes (Add-On)	Additional charge for a psychotherapy session with a duration between 16 to 37 minutes in addition to an office/patient visit. (90833)	Medicare Rate + 10%	Visit	Fee
Psychotherapy, 45 minutes	A psychotherapy session with a duration between 38 to 52 minutes. (90834)	Medicare Rate + 10%	Visit	Fee
Psychotherapy, 45 minutes (Add-On)	Additional charge for a psychotherapy session with a duration between 38 to 52 minutes in addition to an office/patient visit. (90836)	Medicare Rate + 10%	Visit	Fee
Psychotherapy, 60 minutes	A psychotherapy session with a duration 53 minutes or longer. (90837)	Medicare Rate + 10%	Visit	Fee
Psychotherapy, 60 minutes (Add-On)	Additional charge for a psychotherapy session with a duration between 53 minutes or longer in addition to an office/patient visit. (90838)	Medicare Rate + 10%	Visit	Fee
Psychotherapy, Family	A psychotherapy session for a patient and their family. The family is part of the patient evaluation and treatment process. (90847)	Medicare Rate + 10%	Visit	Fee

MASTER FEES AND CHARGES SCHEDULE

DEPARTMENT: HEALTH & HUMAN SERVICES				
Fee Name	Description	Fee	Per	Type
MENTAL HEALTH SERVICES				
Psychotherapy, Group	A psychotherapy session for a non-family group. (90853)	Medicare Rate + 10%	Person per visit	Fee
Psychotherapy: Interactive Complexity (Add-On)	Additional charge when services involve factors that increase the complexity of the psychotherapy session. An example would be involvement of family members or other third parties in the visit. (90785)	Medicare Rate + 10%	Visit	Fee
Psychotherapy for Crisis, 60 minutes	A psychotherapy session with a duration of up to 60 minutes requiring urgent assessment and history of the crisis state and a mental status exam. The presenting problem must be life threatening or require immediate attention. (90839)	Medicare Rate + 10%	Visit	Fee
Psychotherapy for Crisis, additional 30 minutes	Additional charge for each additional 30 minutes of crisis psychotherapy. (90840)	Medicare Rate + 10%	Additional 30 minutes	Fee
Health and Behavior Assessment, Initial	An initial assessment to determine the biological, psychological, and social factors affecting the patient's physical health and any treatment problems. (96150)	Medicare Rate + 10%	Visit	Fee
Health and Behavior Assessment, Re-Assessment	A re-assessment of the patient to evaluate their condition and determine the need for further treatment. (96151)	Medicare Rate + 10%	Visit	Fee
Health and Behavior Intervention, Individual	An intervention service provided to modify the psychological, behavioral, cognitive, and social factors affecting the patient's physical health and well being. (96152)	Medicare Rate + 10%	Visit	Fee
DIABETES SELF-MANAGEMENT TRAINING SERVICES				
Diabetes Self-Management Training, Individual	An initial individual outpatient training session on diabetes self-management. (G0108)	Medicare + 10%	30 minutes	Fee
Diabetes Self-Management Training, Group	A group outpatient training session on diabetes self-management. (G0109)	Medicare + 10%	30 minutes per person	Fee
VITAL STATISTICS				
Fees charged are in accordance with the Vital Statistics fee schedule as established by the Department of Health Services, Office of the State Registrar of Vital Statistics.				
Expedited Birth Certificate Registration	Cost for priority processing of a birth record.	\$34.90 + cost of certificate + expedited certificate fee	Each	Fee
Expedited Copies of Birth Certificates	Fee for rush services of birth certificates	\$23.00+ cost of certificate	Copy	Fee
Emergency Weekend Filing of Death Certificates	Emergency Weekend Filing of Death Certificates	\$125.00	per filing	Fee

MASTER FEES AND CHARGES SCHEDULE

DEPARTMENT: HEALTH & HUMAN SERVICES				
Fee Name	Description	Fee	Per	Type
VITAL STATISTICS				
Letters of Noncontagious Disease for Ship Out of Human Remains	Certified letter establishing that the cause of death was not from a contagious disease when transporting human remains across state lines or to a foreign country.	\$25.50	Each	Fee
RECORD VALIDATION/DUPPLICATION				
Medical Record Duplication	Cost to duplicate a medical record.	\$24.00 + \$0.30/pg	Record	Fee
Medical Clinic-Medical Summary	Cost to provide a summary report of a med record/chart.	\$32.40	Each	Fee
MISCELLANEOUS SERVICES				
Health Education Materials	Cost to provide materials.	Actual Cost	Each	Fee
Continuing Education Units - Certification	Per Session for administrative processes	Actual Cost	Session	Fee
Court Ordered Health Education Classes	Cost to attend class.	\$48.55	Each	Fee
MISCELLANEOUS FEES				
Responsible Cannabis Vending (RCV) Fee	Fee to train adult use cannabis dispensaries on responsible vending.	\$275.00	Person	Fee
FACILITY RENTAL FEES				
Not-for-Profit Groups	Room rental fee - 2-hour minimum	\$35.30	Hour	Fee
For-Profit Groups	Room rental fee - 2-hour minimum	\$51.00	Hour	Fee
Maintenance Fee, up to 30 people	Cost to provide maintenance services.	\$42.65	Each Reservation	Fee
Maintenance Fee, 30+ people or two rooms	Cost to provide maintenance services.	\$56.00	Each Reservation	Fee
Weekend and Evening Premium - First 4 Hours	Room rental fee - additional cost to cover maintenance services outside of normal business hours	\$89.00	Up to 4 Hours	Fee
Weekend and Evening Premium - Additional Hours	Room rental fee - additional cost to cover maintenance services outside of normal business hours	\$28.00	Hour Thereafter	Fee
Special Services	Language Interpretation, Equipment, etc.	Actual Cost	Service	Fee
HMIS USER FEES				
Homeless Management Information System				
HMIS New User Setup Fee	Fee for initial setup/training of HMIS User for the Homeless Management Information System (HMIS)	Cost	User	Fee

MASTER FEES AND CHARGES SCHEDULE

DEPARTMENT: HEALTH & HUMAN SERVICES				
Fee Name	Description	Fee	Per	Type
HMIS USER FEES				
HMIS User License	Annual fee for user licenses, technical support, and training for users of the Homeless Management Information System (HMIS)	Cost	User	Fee
HMIS Advance Reporting Tool Viewer License	Annual fee for Advance Reporting Tool (ART) Viewer licenses, technical support, and training for the Homeless Management Information System (HMIS)	Cost	User	Fee

MASTER FEES AND CHARGES SCHEDULE

DEPARTMENT: LIBRARY SERVICES				
Fee Name	Description	Fee	Per	Type
SPECIALIZED SERVICES AND LOAN OF COLLECTION MATERIALS				
Interlibrary Loan (ILL) Request	Library customer is charged a fee for each Interlibrary Loan material request; additional charge for postage and any fee(s) imposed by the lending library	\$5	Each request plus postage and lending library fees	Fee
Research Request	Library customer is charged a fee for research conducted by Library staff	\$65.00	Per hour; \$65.00 minimum	Fee
Obituary Search (Extensive Search will be billed as a Research Request)	Library customer is charged a fee for an Obituary search conducted by Library staff	\$25.00	Per Search	Fee
Commercial or For-Profit Use of Collection (news broadcast, documentary, newspaper article, or similar work)	Library customer is charged a use fee for the commercial or for-profit use of images from the Long Beach Collection to be used in a news broadcast, documentary, newspaper article, or similar work	\$150	Per image, per use	Fee
PRINTING AND REPRODUCTION FEES				
Photocopy or Computer Print - Black and White	Library customer is charged a per page fee to purchase a black and white photocopy or computer-generated print-out	\$0.15	Per page	Fee
Photocopy or Computer Print - Color	Library customer is charged a per page fee to purchase a color photocopy or computer-generated print-out	\$0.50	Per page	Fee
Reproduction of Collection Photographs; reproduction of any size (including B&W and color)	Library customer is charged a fee for the purchase of a Collection photo for personal or non-profit educational use.	Cost to Reproduce	Each	Fee
Scanned Photos (Digital Images) for personal or non-profit educational use.	Library customer is charged a fee for the purchase of a scanned photo image for personal or non-profit educational use.	\$55.00	Per image	Fee
FINES AND PENALTIES				
Returned Check	Library customer is charged when a check written to the Library has been returned from the bank/financial institution plus the amount of the check	\$35	Each (plus amount of check)	Penalty
Replacement Library Card - Adult	Library customer is charged to replace a lost Library card	\$2	Each	Penalty
Replacement Library Card - Youth	Library customer (youth only) is charged to replace lost Library card	\$0.50	Each	Penalty

MASTER FEES AND CHARGES SCHEDULE

DEPARTMENT: LIBRARY SERVICES				
Fee Name	Description	Fee	Per	Type
Lost or Damaged Books, Media, or Library Equipment/Property	Library customer is charged the replacement cost for any book, media, or equipment checked out or borrowed that is lost, returned damaged or with parts/items missing, including damaged barcode and/or RFID tag on any form of material, damaged book binding, or anything too damaged to circulate.	Cost to Replace		Penalty
Overdue Books, Pamphlets, Periodicals, and Audio Materials (Adult Materials)	Library customer is charged a fine per item, per day for overdue adult materials, i.e. books, pamphlets, periodicals, and audio materials	\$0.35	Per item per day	Penalty
Overdue Books, Pamphlets, Periodicals, and Audio Materials (Young Adult Materials)	Library customer is charged a fine per item, per day for overdue young adult materials, i.e. books, pamphlets, periodicals, and audio materials	\$0.15	Per item per day	Penalty
Overdue Books, Pamphlets, Periodicals, and Audio Materials Juvenile (Children's) Materials	Library customer is charged a fine per item, per day for overdue Juvenile (Children's) materials, i.e. books, pamphlets, periodicals, and audio materials	\$0.15	Per item per day	Penalty
Overdue Interlibrary Loan Materials	Library customer is charged per item, per day fine for overdue interlibrary loan materials	\$2	Per item, per day	Penalty
Overdue Video DVD	Library customer is charged a fine for overdue video DVDs	\$1	Per day up to actual cost	Penalty
Collections Fee	Library customer is charged for costs related to the collection/retrieval of Library materials or recovery of outstanding accounts	\$20	Collection Costs	Penalty
Books, media, and/or materials placed on hold and not picked up	Library customer is charged a penalty for books, media, and/or materials placed on hold and not picked up	\$1	Each	Penalty
LIBRARY EDUCATIONAL AND TECHNICAL EQUIPMENT FEES				
Extended Use of Loaned Portable Technology Devices (more than one hour)	Library customer is charged a fine for extended use of loaned portable technology devices (more than one hour), within Library only.	10.00	For each additional 30 minutes of use	Penalty
Repair or Replacement of Technology Devices	Library customer is charged actual cost of repair or replacement of technology devices. This includes staff time required to replace, repair, or restore the product to the standard library configuration.	Cost to repair or replace	Each	Penalty
RENTAL OF LIBRARY ROOMS AND MEETING AREA				
Michelle Obama Large Meeting Room - During non-Library Hours	Additional security charge required.	\$85.00	Per Hour	Rent
Michelle Obama Large Meeting Room - During Library Hours		\$65.00	Per hour	Rent

MASTER FEES AND CHARGES SCHEDULE

DEPARTMENT: LIBRARY SERVICES				
Fee Name	Description	Fee	Per	Type
Facility Rental Application Fee	The application fee is non-refundable but applies toward rental fees. All rentals of facilities are for a two-hour minimum.	\$65.00	Per Event	Fee
Main Library Meeting Room - During Library Hours		\$65.00	Per Hour	Rent
Main Library Terrace Use	Fee for use of the Billie Jean King Main Library Terrace for events and presentations	\$65.00	Per Hour	Rent
Main Library Meeting Room - During non-Library Hours	Additional security charge required.	\$85.00	Per Hour	Rent
Main Library Kitchenette - Available only with Rental of Meeting Room		\$65.00	Per Hour	Rent
Neighborhood Library Kitchen - Available only with Rental of Meeting Room, if applicable		\$65.00	Per Hour	Rent
Neighborhood Library Auditoriums/ Community Room - During Library Hours		\$65.00	Per Hour	Rent
Main Library - Technical Assistance		\$105.00	Per Hour	Fee
Extraordinary Set-up/Tear-down		\$35.00	Per Hour	Fee
LIBRARY EQUIPMENT FEES				
ALL EQUIPMENT MUST BE USED AT A LIBRARY SITE				
Damaged/Lost Equipment Replacement Fee	Charge to replace Library equipment damaged or lost due to use at events. Plus \$25 Administrative fee.	Cost to replace plus \$25 administrative fee	Each	Penalty
LIBRARY EQUIPMENT RENTAL - NON-AUDIO/VISUAL				
Library customer is charged a fee for the rental of non-audio/visual equipment, which must be used at a library site				
Security Charge for Non-library Hours	15 min. increments.	\$105.00	Per Hour	Fee
LIBRARY EQUIPMENT RENTAL - AUDIO/VISUAL				
Library customer is charged a fee for the rental of audio/visual equipment, which must be used at a library site				
Microphone (w/Podium rental)		\$25.00	Per Event	Rent
DVD Player		\$25.00	Per Event	Rent
Projector Screen		\$12.00	Per Event	Rent

MASTER FEES AND CHARGES SCHEDULE

DEPARTMENT: LIBRARY SERVICES				
Fee Name	Description	Fee	Per	Type
LIBRARY EQUIPMENT RENTAL - AUDIO/VISUAL				
Mounted LCD Projector w/ remote		\$25.00	Per Event	Rent

MASTER FEES AND CHARGES SCHEDULE

DEPARTMENT: LONG BEACH AIRPORT				
Fee Name	Description	Fee	Per	Type
Aircraft Parking Fee - Uncovered - 4 hours 0-35 total feet wing span	These rates shall be paid for the parking of aircraft on open areas of the Airport. Airport parking areas are designated by the Airport Director and prior approval is required. No parking charges for uncovered parking shall be assessed against aircraft owned and operated by the United States of America, or any state, county, or city while said aircraft is located at the Airport on documented official government business.	\$5.00	0 - 35 feet total wing span/every 4 hours or fraction thereof	Fee
Aircraft Parking Fee - Uncovered - 4 hours 36-40 total feet wing span	These rates shall be paid for the parking of aircraft on open areas of the Airport. Airport parking areas are designated by the Airport Director and prior approval is required. No parking charges for uncovered parking shall be assessed against aircraft owned and operated by the United States of America, or any state, county, or city while said aircraft is located at the Airport on documented official government business.	\$10.00	36 - 40 feet total wing span/every 4 hours or fraction thereof	Fee
Aircraft Parking Fee - Uncovered - 4 Hours 41-45 total feet wing span	These rates shall be paid for the parking of aircraft on open areas of the Airport. Airport parking areas are designated by the Airport Director and prior approval is required. No parking charges for uncovered parking shall be assessed against aircraft owned and operated by the United States of America, or any state, county, or city while said aircraft is located at the Airport on documented official government business.	\$19.00	41 - 45 feet total wing span/every 4 hours or fraction thereof	Fee
Aircraft Parking Fee - Uncovered - 4 hours 46-50 total feet wing span	These rates shall be paid for the parking of aircraft on open areas of the Airport. Airport parking areas are designated by the Airport Director and prior approval is required. No parking charges for uncovered parking shall be assessed against aircraft owned and operated by the United States of America, or any state, county, or city while said aircraft is located at the Airport on documented official government business.	\$22.00	46 - 50 feet total wing span/every 4 hours or fraction thereof	Fee
Aircraft Parking Fee - Uncovered - 4 hours 51-75 total feet wing span	These rates shall be paid for the parking of aircraft on open areas of the Airport. Airport parking areas are designated by the Airport Director and prior approval is required. No parking charges for uncovered parking shall be assessed against aircraft owned and operated by the United States of America, or any state, county, or city while said aircraft is located at the Airport on documented official government business.	\$25.00	51 - 75 feet total wing span/every 4 hours or fraction thereof	Fee

MASTER FEES AND CHARGES SCHEDULE

DEPARTMENT: LONG BEACH AIRPORT				
Fee Name	Description	Fee	Per	Type
Aircraft Parking Fee - Uncovered - 4 hours 76-100 total feet wing span	These rates shall be paid for the parking of aircraft on open areas of the Airport. Airport parking areas are designated by the Airport Director and prior approval is required. No parking charges for uncovered parking shall be assessed against aircraft owned and operated by the United States of America, or any state, county, or city while said aircraft is located at the Airport on documented official government business.	\$77.00	76 - 100 feet total wing span/every 4 hours or fraction thereof	Fee
Aircraft Parking Fee - Uncovered - 4 hours 101-125 total feet wing span	These rates shall be paid for the parking of aircraft on open areas of the Airport. Airport parking areas are designated by the Airport Director and prior approval is required. No parking charges for uncovered parking shall be assessed against aircraft owned and operated by the United States of America, or any state, county, or city while said aircraft is located at the Airport on documented official government business.	\$104.00	101 - 125 feet total wing span/every 4 hours or fraction thereof	Fee
Aircraft Parking Fee - Uncovered - 4 hours 126-150 total feet wing span	These rates shall be paid for the parking of aircraft on open areas of the Airport. Airport parking areas are designated by the Airport Director and prior approval is required. No parking charges for uncovered parking shall be assessed against aircraft owned and operated by the United States of America, or any state, county, or city while said aircraft is located at the Airport on documented official government business.	\$150.00	126 - 150 feet total wing span/every 4 hours or fraction thereof	Fee
Aircraft Parking Fee - Uncovered - 4 hours 151-200 total feet wing span	These rates shall be paid for the parking of aircraft on open areas of the Airport. Airport parking areas are designated by the Airport Director and prior approval is required. No parking charges for uncovered parking shall be assessed against aircraft owned and operated by the United States of America, or any state, county, or city while said aircraft is located at the Airport on documented official government business.	\$160.00	151 - 200 feet total wing span/every 4 hours or fraction thereof	Fee
Aircraft Parking Fee - Uncovered - Daily 151-200 total feet wing span	These rates shall be paid for the parking of aircraft on open areas of the Airport. Airport parking areas are designated by the Airport Director and prior approval is required. No parking charges for uncovered parking shall be assessed against aircraft owned and operated by the United States of America, or any state, county, or city while said aircraft is located at the Airport on documented official government business.	\$960.00	151 - 200 feet total wing span/daily	Fee

MASTER FEES AND CHARGES SCHEDULE

DEPARTMENT: LONG BEACH AIRPORT				
Fee Name	Description	Fee	Per	Type
Aircraft Parking Fee - Uncovered - Monthly 151-200 total feet wing span	These rates shall be paid for the parking of aircraft on open areas of the Airport. Airport parking areas are designated by the Airport Director and prior approval is required. No parking charges for uncovered parking shall be assessed against aircraft owned and operated by the United States of America, or any state, county, or city while said aircraft is located at the Airport on documented official government business.	\$19,296.00	151 - 200 feet total wing span/Monthly	Fee
Aircraft Parking Fee - Uncovered - 4 hours above 200 feet total wing span	These rates shall be paid for the parking of aircraft on open areas of the Airport. Airport parking areas are designated by the Airport Director and prior approval is required. No parking charges for uncovered parking shall be assessed against aircraft owned and operated by the United States of America, or any state, county, or city while said aircraft is located at the Airport on documented official government business.	\$250.00	above 200 feet total wing span/every 4 hours or fraction thereof	Fee
Courtesy Vehicle Per Trip Fee Clean Air Vehicle 25% Fleet	Fee for each pick-up and/or drop-off of passenger(s) on the Long Beach Airport premises by permitted Courtesy Vehicle whose fleet consists of at least 25% Clean Air or alternative fuel vehicles.	\$ 1.13	per pick-up and/or per drop-off	Fee
Courtesy Vehicle Per Trip Fee Clean Air Vehicle 50% Fleet	Fee for each pick-up and/or drop-off of passenger(s) on the Long Beach Airport premises by permitted Courtesy Vehicle whose fleet consists of at least 50% Clean Air or alternative fuel vehicles.	\$ 0.75	per pick-up and/or per drop-off	Fee
Courtesy Vehicle Per Trip Fee Clean Air Vehicle 75% Fleet	Fee for each pick-up and/or drop-off of passengers(s) on the Long Beach Airport premises by permitted Courtesy Vehicle whose fleet consists of at least 75% Clean Air or alternative fuel vehicles and has at least five vehicles total.	\$ 0.38	per pick-up and/or per drop-off	Fee
AIRLINE FEES				
Includes: Landing Fees, Gate Use Fees, Apron Parking Fees, Common Use Fees and Terminal Space Charges. These costs are used to calculate the cost per enplaned passenger.				

MASTER FEES AND CHARGES SCHEDULE

DEPARTMENT: LONG BEACH AIRPORT				
Fee Name	Description	Fee	Per	Type
Landing Fees, 7:00 AM - 10:00 PM	All aircraft certificated under Federal Aviation Regulations (FAR) Part 121 or 125, or certified under FAR Part 135 (if such Part 135 operations are on a scheduled basis of 5 or more landings per week) conducting commercial landings at Long Beach Airport shall pay a landing fee based on the Gross Certified Landing Weight of the aircraft. For purposes of this Resolution, a commercial landing is defined as any landing where an aircraft is carrying persons or cargo for hire, compensation or reward or will do so in its next subsequent departure.	\$4.94	1000 lbs. Gross Certified Landing Weight	Fee
Landing Fees, 10:00 PM - 7:00 AM	All aircraft certificated under Federal Aviation Regulations (FAR) Part 121 or 125, or certified under FAR Part 135 (if such Part 135 operations are on a scheduled basis of 5 or more landings per week) conducting commercial landings at Long Beach Airport shall pay a landing fee based on the Gross Certified Landing Weight of the aircraft. For purposes of this Resolution, a commercial landing is defined as any landing where an aircraft is carrying persons or cargo for hire, compensation or reward or will do so in its next subsequent departure.	\$10.38	1000 lbs. Gross Certified Landing Weight	Fee
Diverted landings	Any scheduled commercial carrier diverted from landing at Long Beach Airport between 10:00 PM and 7:00 AM shall be credited for incremental expenses (over and above costs which would have been incurred at the Long Beach Airport) incurred for aircraft handling, airport use and facility fees, and fees incurred in transporting enplaning and deplaning passengers between Long Beach Airport and an authorized alternate airport. In order to qualify such incremental costs for a credit against Airport-related rents/fees owed the City of Long Beach, such expenditures must be consistent with a schedule of rates/charges which has been pre-approved by the Airport Director. Passengers on any qualified commercial carrier diverted from Long Beach Airport shall be eligible for a voucher for credit on their parking charges at Long Beach Airport's parking lots.			Fee
Terminal Building Gate Use Fee	All aircraft using the Airport Terminal Building apron for the enplanement or deplanement of passengers or cargo shall pay a fee for each flight which makes use of said facilities.	\$1.48	1000 lbs. Gross Certified Landing Weight	Fee

MASTER FEES AND CHARGES SCHEDULE

DEPARTMENT: LONG BEACH AIRPORT				
Fee Name	Description	Fee	Per	Type
Security Surcharge	Uses that require the presence of a Law Enforcement Officer (LEO) will be charged this Fee. Such uses include ramp safety enforcement during enplaning and/or deplaning of passengers, escorting of aircraft and vehicles between locations and standing by for filming and special events.	Cost recovery rate	Hour, or portion thereof	Fee
Common Use Charges	Common use areas include the boarding lounges, concourse, baggage claim areas and public areas of the terminal. The Common Use Charge shall be computed on the depreciation, utilities, custodial and maintenance services for the common use areas. Common Use Charges shall be assessed on all airlines which use the common areas at a per enplaned passenger rate calculated by the Airport Director. The calculation shall be based on actual expenses for common use areas, and number of airlines and flight activity at the Long Beach Airport.	\$4.04	Enplaned Passenger	Fee
AIRCRAFT PARKING				
Terminal Building Apron Parking Fee	Any aircraft which is parked on the Terminal Building apron and not engaged in the enplanement or deplanement of passengers or cargo or which remains overnight, shall obtain prior approval and pay apron parking fees.	\$1.23	1000 lbs. Gross Certified Landing Weight	Fee
Aircraft Parking Fee - Uncovered - Daily 0-35 total feet wing span	These rates shall be paid for the parking of aircraft on open areas of the Airport. Airport parking areas are designated by the Airport Director and prior approval is required. No parking charges for uncovered parking shall be assessed against aircraft owned and operated by the United States of America, or any state, county, or city while said aircraft is located at the Airport on documented official government business.	\$30	0 - 35 feet total span/Daily	Fee
Aircraft Parking Fee - Uncovered - Monthly 0-35 total feet wing span	These rates shall be paid for the parking of aircraft on open areas of the Airport. Airport parking areas are designated by the Airport Director and prior approval is required. No parking charges for uncovered parking shall be assessed against aircraft owned and operated by the United States of America, or any state, county, or city while said aircraft is located at the Airport on documented official government business.	\$603.00	0 - 35 feet total wing span/Monthly	Fee

MASTER FEES AND CHARGES SCHEDULE

DEPARTMENT: LONG BEACH AIRPORT				
Fee Name	Description	Fee	Per	Type
AIRCRAFT PARKING				
Aircraft Parking Fee - Uncovered - Daily 36-40 feet total wing span	These rates shall be paid for the parking of aircraft on open areas of the Airport. Airport parking areas are designated by the Airport Director and prior approval is required. No parking charges for uncovered parking shall be assessed against aircraft owned and operated by the United States of America, or any state, county, or city while said aircraft is located at the Airport on documented official government business.	\$60.00	36 - 40 feet total wing span/Daily	Fee
Aircraft Parking Fee - Uncovered - Monthly 36-40 feet total wing span	These rates shall be paid for the parking of aircraft on open areas of the Airport. Airport parking areas are designated by the Airport Director and prior approval is required. No parking charges for uncovered parking shall be assessed against aircraft owned and operated by the United States of America, or any state, county, or city while said aircraft is located at the Airport on documented official government business.	\$1,206.00	36 - 40 feet total wing span/Monthly	Fee
Aircraft Parking Fee - Uncovered - Daily 41-45 feet total wing span	These rates shall be paid for the parking of aircraft on open areas of the Airport. Airport parking areas are designated by the Airport Director and prior approval is required. No parking charges for uncovered parking shall be assessed against aircraft owned and operated by the United States of America, or any state, county, or city while said aircraft is located at the Airport on documented official government business.	\$114.00	41 - 45 feet total wing span/Daily	Fee
Aircraft Parking Fee - Uncovered - Monthly 41-45 feet total wing span	These rates shall be paid for the parking of aircraft on open areas of the Airport. Airport parking areas are designated by the Airport Director and prior approval is required. No parking charges for uncovered parking shall be assessed against aircraft owned and operated by the United States of America, or any state, county, or city while said aircraft is located at the Airport on documented official government business.	\$2,291.40	41 - 45 feet total wing span/Monthly	Fee
Aircraft Parking Fee - Uncovered - Daily 46-50 feet total wing span	These rates shall be paid for the parking of aircraft on open areas of the Airport. Airport parking areas are designated by the Airport Director and prior approval is required. No parking charges for uncovered parking shall be assessed against aircraft owned and operated by the United States of America, or any state, county, or city while said aircraft is located at the Airport on documented official government business.	\$132.00	46 - 50 feet total wing span/Daily	Fee

MASTER FEES AND CHARGES SCHEDULE

DEPARTMENT: LONG BEACH AIRPORT				
Fee Name	Description	Fee	Per	Type
AIRCRAFT PARKING				
Aircraft Parking Fee - Uncovered - Monthly 46-50 feet total wing span	These rates shall be paid for the parking of aircraft on open areas of the Airport. Airport parking areas are designated by the Airport Director and prior approval is required. No parking charges for uncovered parking shall be assessed against aircraft owned and operated by the United States of America, or any state, county, or city while said aircraft is located at the Airport on documented official government business.	\$2,653.20	46 - 50 feet total wing span/Monthly	Fee
Aircraft Parking Fee - Uncovered - Daily 51-75 feet total wing span	These rates shall be paid for the parking of aircraft on open areas of the Airport. Airport parking areas are designated by the Airport Director and prior approval is required. No parking charges for uncovered parking shall be assessed against aircraft owned and operated by the United States of America, or any state, county, or city while said aircraft is located at the Airport on documented official government business.	\$150.00	51 - 75 feet total wing span/Daily	Fee
Aircraft Parking Fee - Uncovered - Monthly 51-75 feet total wing span	These rates shall be paid for the parking of aircraft on open areas of the Airport. Airport parking areas are designated by the Airport Director and prior approval is required. No parking charges for uncovered parking shall be assessed against aircraft owned and operated by the United States of America, or any state, county, or city while said aircraft is located at the Airport on documented official government business.	\$3,015.00	51 - 75 feet total wing span/Monthly	Fee
Aircraft Parking Fee - Uncovered - Daily 76-100 feet wing span	These rates shall be paid for the parking of aircraft on open areas of the Airport. Airport parking areas are designated by the Airport Director and prior approval is required. No parking charges for uncovered parking shall be assessed against aircraft owned and operated by the United States of America, or any state, county, or city while said aircraft is located at the Airport on documented official government business.	\$462.00	76 - 100 feet total wing span/Daily	Fee
Aircraft Parking Fee - Uncovered - Monthly 76-100 feet wing span	These rates shall be paid for the parking of aircraft on open areas of the Airport. Airport parking areas are designated by the Airport Director and prior approval is required. No parking charges for uncovered parking shall be assessed against aircraft owned and operated by the United States of America, or any state, county, or city while said aircraft is located at the Airport on documented official government business.	\$9,286.20	76 - 100 feet total wing span/Monthly	Fee

MASTER FEES AND CHARGES SCHEDULE

DEPARTMENT: LONG BEACH AIRPORT				
Fee Name	Description	Fee	Per	Type
AIRCRAFT PARKING				
Aircraft Parking Fee - Uncovered - Daily 101-125 feet total wing span	These rates shall be paid for the parking of aircraft on open areas of the Airport. Airport parking areas are designated by the Airport Director and prior approval is required. No parking charges for uncovered parking shall be assessed against aircraft owned and operated by the United States of America, or any state, county, or city while said aircraft is located at the Airport on documented official government business.	\$624.00	101 - 125 feet total wing span/Daily	Fee
Aircraft Parking Fee - Uncovered - Monthly 101-125 feet total wing span	These rates shall be paid for the parking of aircraft on open areas of the Airport. Airport parking areas are designated by the Airport Director and prior approval is required. No parking charges for uncovered parking shall be assessed against aircraft owned and operated by the United States of America, or any state, county, or city while said aircraft is located at the Airport on documented official government business.	\$12,542.00	101 - 125 feet total wing span/Monthly	Fee
Aircraft Parking Fee - Uncovered - Daily 126-150 feet total wing span	These rates shall be paid for the parking of aircraft on open areas of the Airport. Airport parking areas are designated by the Airport Director and prior approval is required. No parking charges for uncovered parking shall be assessed against aircraft owned and operated by the United States of America, or any state, county, or city while said aircraft is located at the Airport on documented official government business.	\$900.00	126 - 150 feet total wing span/Daily	Fee
Aircraft Parking Fee - Uncovered - Monthly 126-150 feet total wing span	These rates shall be paid for the parking of aircraft on open areas of the Airport. Airport parking areas are designated by the Airport Director and prior approval is required. No parking charges for uncovered parking shall be assessed against aircraft owned and operated by the United States of America, or any state, county, or city while said aircraft is located at the Airport on documented official government business.	\$18,090.00	126 - 150 feet total wing span/Monthly	Fee
Aircraft Parking Fee - Uncovered - Daily above 200 feet total wing span	These rates shall be paid for the parking of aircraft on open areas of the Airport. Airport parking areas are designated by the Airport Director and prior approval is required. No parking charges for uncovered parking shall be assessed against aircraft owned and operated by the United States of America, or any state, county, or city while said aircraft is located at the Airport on documented official government business.	\$1,500.00	Above 200 feet total wing span/Daily	Fee

MASTER FEES AND CHARGES SCHEDULE

DEPARTMENT: LONG BEACH AIRPORT				
Fee Name	Description	Fee	Per	Type
AIRCRAFT PARKING				
Aircraft Parking Fee - Uncovered - Monthly above 200 feet total wing span	These rates shall be paid for the parking of aircraft on open areas of the Airport. Airport parking areas are designated by the Airport Director and prior approval is required. No parking charges for uncovered parking shall be assessed against aircraft owned and operated by the United States of America, or any state, county, or city while said aircraft is located at the Airport on documented official government business.	\$30,150.00	Above 200 feet total wing span/Monthly	Fee
TERMINAL SPACE CHARGES				
Terminal Space Charges - Hourly Use (All Areas)	The Airport Director, as designee of the City Manager, is hereby authorized to issue Commercial Use Permits to any person or entity for use of designated portions of the Airport Terminal in connection with the operation of an approved service. Hourly operations shall incur the applicable terminal space charges and utility charges for the defined area on an hourly prorated basis.	Varies (prorated on hourly basis)	per square foot, per hour	Rent
Terminal Space Charges - Ticket Counter Space	The Airport Director, as designee of the City Manager, is hereby authorized to issue Commercial Use Permits to any person or entity for use of designated portions of the Airport Terminal in connection with the operation of an approved service.	\$2.84	Square foot per month	Rent
Terminal Space Charges - Second Floor Office Space	The Airport Director, as designee of the City Manager, is hereby authorized to issue Commercial Use Permits to any person or entity for use of designated portions of the Airport Terminal in connection with the operation of an approved service.	\$2.84	Square foot, per month	Rent
Terminal Space Charges - Terminal Back Office Space	The Airport Director, as designee of the City Manager, is hereby authorized to issue Commercial Use Permits to any person or entity for use of designated portions of the Airport Terminal in connection with the operation of an approved service.	\$1.35	Square foot, per month	Rent
Terminal Space Charges - Terminal Basement Space	The Airport Director, as designee of the City Manager, is hereby authorized to issue Commercial Use Permits to any person or entity for use of designated portions of the Airport Terminal in connection with the operation of an approved service.	\$0.40	Square foot, per month	Rent

MASTER FEES AND CHARGES SCHEDULE

DEPARTMENT: LONG BEACH AIRPORT				
Fee Name	Description	Fee	Per	Type
TERMINAL SPACE CHARGES				
Terminal Space Charges - Terminal Ramp Storage Space	The Airport Director, as designee of the City Manager, is hereby authorized to issue Commercial Use Permits to any person or entity for use of designated portions of the Airport Terminal in connection with the operation of an approved service.	\$0.07	Square foot, per month	Rent
Terminal Space Charges - Ticket Counter Space (utilities)	The Airport Director, as designee of the City Manager, is hereby authorized to issue Commercial Use Permits to any person or entity for use of designated portions of the Airport Terminal in connection with the operation of an approved service.	\$0.48	Square foot, per month	Fee
Terminal Space Charge - Second Floor Office Space (utilities)	The Airport Director, as designee of the City Manager, is hereby authorized to issue Commercial Use Permits to any person or entity for use of designated portions of the Airport Terminal in connection with the operation of an approved service.	\$0.48	Square foot, per month	Fee
Terminal Space Charges - Terminal Back Office Space (utilities)	The Airport Director, as designee of the City Manager, is hereby authorized to issue Commercial Use Permits to any person or entity for use of designated portions of the Airport Terminal in connection with the operation of an approved service.	\$0.48	Square foot, per month	Fee
Terminal Space Charges - Terminal Basement Space (utilities)	The Airport Director, as designee of the City Manager, is hereby authorized to issue Commercial Use Permits to any person or entity for use of designated portions of the Airport Terminal in connection with the operation of an approved service.	\$0.15	Square foot, per month	Fee
Terminal Space Charges - Terminal Ramp Storage Space (utilities)	The Airport Director, as designee of the City Manager, is hereby authorized to issue Commercial Use Permits to any person or entity for use of designated portions of the Airport Terminal in connection with the operation of an approved service.	\$0.15	Square foot, per month	Fee
Terminal Space Rental - Conference Room	Hourly rental fee for the Airport Conference Space located on the second floor of the historic terminal building. Request for use of space is subject to approval of the Airport Director, or designee, and may be limited to specific hours, dates or activity.	\$50	per hour	Rent
AIRPORT - VEHICLE PARKING				
Vehicle Parking Fees - Parking Structure (Lot A)	Vehicle parking in Airport parking facilities	\$3	Hour (or portion thereof)	Rent

MASTER FEES AND CHARGES SCHEDULE

DEPARTMENT: LONG BEACH AIRPORT				
Fee Name	Description	Fee	Per	Type
Vehicle Parking Fees - Parking Structure (Lot A) - Daily maximum (standard)	Vehicle parking in Airport parking facilities - Daily maximum (standard).	\$25	Day	Rent
Vehicle Parking Fees - Parking Structure (Lot A and Lot B) - "Parking Special"	Vehicle parking in Airport parking facilities - "Parking Special" rate range (not less than \$5.00/day up to \$35/day)	\$5 minimum up to \$35	Day	Rent
Vehicle Parking Fees - Parking Structure (Lot A) - Oversized vehicles	Vehicle parking in Airport parking facilities - Oversized vehicles that require more than one space shall pay the equivalent rate for the number of spaces occupied.	Equivalent hourly/daily rate for the number of spaces occupied	N/A	Rent
Vehicle Parking Fees - (Lot B)	Vehicle parking in Airport parking facilities	\$3	Hour (or portion thereof)	Rent
Vehicle Parking Fees - Parking (Lot B) - Daily maximum (standard)	Vehicle parking in Airport parking facilities - Daily maximum (standard).	20	Day	Rent
Vehicle Parking Fees - New Parking Structure (Lot B) - Oversized vehicles	Vehicle parking in Airport parking facilities - Oversized vehicles that require more than one space shall pay the equivalent rate for the number of spaces occupied.	Equivalent hourly/daily rate for the number of spaces occupied	N/A	Rent
Vehicle Parking Fees - Park and Ride Lot (Overflow)	Vehicle parking in Overflow parking location	\$2	Hour (or portion thereof)	Rent
Vehicle Parking Fees - Park and Ride Lot (Overflow) - Daily maximum (standard)	Vehicle parking in Overflow parking location - Daily maximum (standard).	\$11	Day	Rent
Vehicle Parking Fees - Park and Ride Lot (Overflow) - "Parking Special" rate	Vehicle parking in Overflow parking location - "Parking Special" rate. (not less than \$3.00)	\$3 minimum	Day	Rent
Vehicle Parking Fees - Park and Ride Lot (Overflow) - Oversized vehicles	Vehicle parking in Airport overflow parking - Oversized vehicles that require more than one space shall pay the equivalent rate for the number of spaces occupied.	Equivalent hourly/daily rate for the number of spaces occupied	N/A	Rent
Monthly Permit Parking - Tenant employee	Vehicle parking in Airport parking facilities	\$20.00	Per space, per month	Rent
Monthly Parking Card - Tenant Employee	Vehicle parking in Airport Parking Structures	\$50	per space, per month	Fee
Monthly Parking Card - Replacement Fee	Fee for the replacement of monthly parking cards issued to tenant employee.	\$25	per occurrence	Fee

MASTER FEES AND CHARGES SCHEDULE

DEPARTMENT: LONG BEACH AIRPORT				
Fee Name	Description	Fee	Per	Type
On-site Rental Car Company Vehicle Storage Fee	Weekly Parking Fee for On-site Rental Car Company at Long Beach Airport that store vehicles in Airport Parking Lots.	\$20	per week, per space	Fee
Monthly Permit Parking - Tenant employee, Oversized vehicles	Vehicle parking in Airport parking facilities - Oversized vehicles that require more than one space shall pay the equivalent rate for the number of spaces occupied.	Equivalent monthly rate for the number of spaces occupied	N/A	Rent
Vehicle Parking Fees - Definition of Daily Rate	A day is 24 hours from the time of entry; a partial day is charged at the daily rate or portion thereof, whichever is less.			Rent
Vehicle Parking Fees - Definition of "Parking Special"	The City Manager is authorized to establish from time to time a "Parking Special" in order to provide discounted parking rates in accordance with the vehicle parking fee schedule established by this Schedule. Whether to institute or discontinue the "Parking Special" program is within the discretion of the City Manager based on the effectiveness, usage, parking demand and available capacity.			Rent
Parking Validation - Airport Concessionaire	Airport Concessionaire(s) may validate to provide free parking in designated Airport facilities for a maximum of two hours, subject to a \$5.00 minimum purchase. Authorization to validate parking is subject to the prior written approval of the Airport Director. This authorization shall remain in effect until withdrawn by the Airport Director upon 10 days written notice to the Airport Concessionaire(s).			Rent
MISCELLANEOUS FEES				
COMMERCIAL USE PERMITS				
Commercial Use Permit - Filming of commercial motion pictures, commercial still photography or other uses requiring airside or landside escort (Airport Personnel)	The Airport Director, as designee of the City Manager, is hereby authorized to issue Commercial Use Permits to any person or entity for use of designated portions of the Airport in connection with the temporary use of Airport property. For purposes of security and escort, the Airport Director shall determine the classification of the escort provided.	Fee will vary depending on the job classification of the employee required to perform the task. The fee will be based on a full cost recovery basis per hour or portion thereof.	Occurrence	Rent

MASTER FEES AND CHARGES SCHEDULE

DEPARTMENT: LONG BEACH AIRPORT				
Fee Name	Description	Fee	Per	Type
COMMERCIAL USE PERMITS				
Commercial Use Permit - Filming of commercial motion pictures, commercial still photography or other uses requiring airside or landside escort (Airport Vehicle)	The Airport Director, as designee of the City Manager, is hereby authorized to issue Commercial Use Permits to any person or entity for use of designated portions of the Airport in connection with the temporary use of Airport property. For purposes of security and escort, the Airport Director shall determine the number of vehicles required.	Fee will be based on a full cost recovery basis per day or portion thereof. The Airport Manager shall determine the number of vehicles required.	Occurrence	Rent
Commercial Use Permit - Filming of commercial motion pictures, commercial still photography or other uses requiring airside or landside escort - Airside (cast/crew of 25 or less)	The Airport Director, as designee of the City Manager, is hereby authorized to issue Commercial Use Permits to any person or entity for use of designated portions of the Airport in connection with the temporary use of Airport property. This fee applies to activities requiring escort on the airside of the Airport and having a cast or crew of 25 or less. Activity in the Concourse is subject to an additional \$300 per hour surcharge.	\$400 (additional \$300 per hour for Concourse Area)	per hour, or portion thereof (additional \$300 per hour for Concourse Area)	Fee
Commercial Use Permit - Filming of commercial motion pictures, commercial still photography or other uses requiring airside or landside escort - Airside (cast/crew of 26 to 50)	The Airport Director, as designee of the City Manager, is hereby authorized to issue Commercial Use Permits to any person or entity for use of designated portions of the Airport in connection with the temporary use of Airport property. This fee applies to activities requiring escort on the airside of the Airport and having a cast or crew of 26 to 50. Activity in the Concourse is subject to an additional \$300 per hour surcharge.	\$600 (additional \$300 per hour for Concourse Area)	per hour, or portion thereof (additional \$300 per hour for Concourse Area)	Fee
Commercial Use Permit - Filming of commercial motion pictures, commercial still photography or other uses requiring airside or landside escort - Airside (cast/crew of more than 50)	The Airport Director, as designee of the City Manager, is hereby authorized to issue Commercial Use Permits to any person or entity for use of designated portions of the Airport in connection with the temporary use of Airport property. This fee applies to activities requiring escort on the airside of the Airport and having a cast or crew of more than 50. Activity in the Concourse is subject to an additional \$300 per hour surcharge.	\$850 (additional \$300 per hour for Concourse Area)	per hour, or portion thereof (additional \$300 per hour for Concourse Area)	Fee
Commercial Use Permit - Filming of commercial motion pictures, commercial still photography or other uses requiring airside or landside escort - Landside (cast/crew of 25 or less)	The Airport Director, as designee of the City Manager, is hereby authorized to issue Commercial Use Permits to any person or entity for use of designated portions of the Airport in connection with the temporary use of Airport property. This fee applies to activities requiring escort on the landside of the Airport and having a cast or crew of 25 or less.	\$300	per hour, or portion thereof	Fee

MASTER FEES AND CHARGES SCHEDULE

DEPARTMENT: LONG BEACH AIRPORT				
Fee Name	Description	Fee	Per	Type
COMMERCIAL USE PERMITS				
Commercial Use Permit - Filming of commercial motion pictures, commercial still photography or other uses requiring airside or landside escort - Landside (cast/crew of 26 to 50)	The Airport Director, as designee of the City Manager, is hereby authorized to issue Commercial Use Permits to any person or entity for use of designated portions of the Airport in connection with the temporary use of Airport property. This fee applies to activities requiring escort on the landside of the Airport and having a cast or crew of 26 to 50.	\$450	per hour, or portion thereof	Fee
Commercial Use Permit - Filming of commercial motion pictures, commercial still photography or other uses requiring airside or landside escort - Landside (cast/crew of more than 50)	The Airport Director, as designee of the City Manager, is hereby authorized to issue Commercial Use Permits to any person or entity for use of designated portions of the Airport in connection with the temporary use of Airport property. This fee applies to activities requiring escort on the landside of the Airport and having a cast or crew of more than 50.	\$600	per hour, or portion thereof	Fee
Commercial Use Permit - Mobile food catering vehicles (which offer services to the public)	The Airport Director, as designee of the City Manager, is hereby authorized to issue Commercial Use Permits to any person or entity for use of designated portions of the Airport in connection with the temporary use of Airport property.	\$250	Per vehicle, per month	Rent
Commercial Use Permit - Mobile aircraft detailing or other aircraft services provided by vehicles (which offer services to the public)	The Airport Director, as designee of the City Manager, is hereby authorized to issue Commercial Use Permits to any person or entity for use of designated portions of the Airport in connection with the temporary use of Airport property.	\$100	Per vehicle, per month	Rent
Reservation-Based Ground Transportation Permit	Annual fee for a ground transportation company to operate and pick-up at the Long Beach Airport. Applies to all reservation-based limousines, sedans, vans, shuttles, bus services and other charter-party carrier (TCP) vehicles.	Based on Fleet Size: 5 vehicles or fewer - \$100 6 to 10 vehicles - \$150 more than 10 vehicles - \$200	per permit per year (prorated on monthly basis)	Rent
Non-Reservation based Ground Transportation Permit	Annual fee for a ground transportation company to operate and pick-up at the Long Beach Airport. Applies to all "Free-call" (non-reservation) shuttle based pick-ups.	\$1,200	Each	Rent

MASTER FEES AND CHARGES SCHEDULE

DEPARTMENT: LONG BEACH AIRPORT				
Fee Name	Description	Fee	Per	Type
COMMERCIAL USE PERMITS				
Commercial Use Permit - Fuel Dispensing	No person shall deliver aviation fuel or lubricants to, or dispense such aviation fuel or lubricants from, at or upon the airport without first securing a written permit. This section shall not be applicable to the delivery or dispensing of aviation fuel or lubricants on property leased to any person by the city if the lease authorizes the lessee to deliver or dispense aviation fuel or lubricants on the leased premises.	\$100	Permit	Rent
Commercial Use Permit - Commercial Carrier operations	The Airport Director, as designee of the City Manager, is hereby authorized to issue Commercial Use Permits to any person or entity for use of designated portions of the Airport in connection with the temporary use of Airport property. For such purposes as Commercial Carrier Operations which access the terminal, terminal ramp areas or terminal gate areas, inclusive of scheduled flights, unscheduled flights, charter flights or unused slot flights, a Commercial Use Permit is required.	Various	Ongoing	Rent
Commercial Use Permit - Airship/Blimp operations	The Airport Director, as designee of the City Manager, is hereby authorized to issue Commercial Use Permits to any person or entity for use of designated portions of the Airport in connection with the temporary use of Airport property. The Airship/Blimp mooring sites are available for those with approved permits on a non-exclusive, first come-first served basis. A security deposit, as stated in the Commercial Use Permit, may be required.	\$100	Per day, or portion thereof.	Rent
FUEL FLOWAGE FEES				

MASTER FEES AND CHARGES SCHEDULE

DEPARTMENT: LONG BEACH AIRPORT				
Fee Name	Description	Fee	Per	Type
FUEL FLOWAGE FEES				
Fuel Flowage Fees - Fuel Supplier	Fuel flowage fees shall be paid to the City by the supplier of fuel to facilities at the Long Beach Airport for every gallon of fuel and lubricant, accepted for delivery into those facilities and used for any purpose whether on or off the airfield. Upon submittal of substantiating documentation, the fuel flowage fees may be waived only for the following activities - (1) Commercial aviation, where commercial aviation activity is defined as the carrying of persons or cargo for hire, compensation or reward and if such activity results in the payment of landing fees for that activity, (2) Any aircraft operated by or for public agencies which is engaged in documented official government business, or (3) Unleaded aviation gasoline (Avgas) delivered in 2023, 2024 or 2025 to the Long Beach Airport.	\$0.06	per gallon of fuel	Fee
SECURITY ACCESS CONTROL				
Lost or Stolen Access Control Media - First Time Replacement Fee	The Long Beach Airport is required under the Transportation Security Administration (TSA) to maintain accountability of a specific percentage of all access control medias issued. When accountability percentage drops below the required minimum, a rebadging of the entire Airport is required. Lost or stolen access control media lowers the accountability percentage of access control media. Access control media holders or their responsible parties are charged this fee if access control media is deemed lost or stolen as revealed by notification or audit. This fee includes replacement of the lost or stolen access control media and a penalty that is refundable if the lost or stolen access control media is returned within 30 days from the date a replacement was issued.	\$150	First occurrence	Penalty

MASTER FEES AND CHARGES SCHEDULE

DEPARTMENT: LONG BEACH AIRPORT				
Fee Name	Description	Fee	Per	Type
SECURITY ACCESS CONTROL				
Lost or Stolen Access Control Media - Second Time Replacement Fee	The Long Beach Airport is required under the Transportation Security Administration (TSA) to maintain accountability of a specific percentage of all access control medias issued. When accountability percentage drops below the required minimum, a rebadging of the entire Airport is required. Lost or stolen access control media lowers the accountability percentage of access control media. Access control media holders or their responsible parties are charged this fee if access control media is deemed lost or stolen as revealed by notification or audit. This fee includes replacement of the lost or stolen access control media and a penalty that is refundable if the lost or stolen access control media is returned within 30 days from the date a replacement was issued.	\$200	Second occurrence	Penalty
Lost or Stolen Access Control Media - Third Time Replacement Fee	The Long Beach Airport is required under the Transportation Security Administration (TSA) to maintain accountability of a specific percentage of all access control medias issued. When accountability percentage drops below the required minimum, a rebadging of the entire Airport is required. Lost or stolen access control media lowers the accountability percentage of access control media. Access control media holders or their responsible parties are charged this fee if access control media is deemed lost or stolen as revealed by notification or audit. This fee includes replacement of the lost or stolen access control media and a penalty that is refundable if the lost or stolen access control media is returned within 30 days from the date a replacement was issued.	\$250	Third occurrence	Penalty
Access Control Media Fee Exemption - SIDA, Sterile Area, or AOA	Access control media is provided for free to TSA, FAA, City of Long Beach employees, contractors working on behalf of the Airport, Law Enforcement (all agencies), Fire Safety personnel, and other personnel mandated by federal regulations.	Free	occurrence	Fee
OTHER MISCELLANEOUS FEES				

MASTER FEES AND CHARGES SCHEDULE

DEPARTMENT: LONG BEACH AIRPORT				
Fee Name	Description	Fee	Per	Type
OTHER MISCELLANEOUS FEES				
Airfield Construction Permit Fee	A permit for engineering and inspection services rendered in connection with any design, construction, repair, improvement, materials testing and other miscellaneous activities on airfield property must be obtained prior to commencement of any project. The fee for said services shall be determined on a time and overhead basis and must be paid at the time permit is issued.	Various	Occurrence	Fee
Airport Promotional Events	The City Manager or the Airport Director shall be authorized to exempt an aircraft, airport user and/or special event from any of the rates and fees specified herein when such aircraft or event has come to the Airport to participate in a non-profit event co-sponsored by the City/Airport to participate in an airport promotional event.			Rent
Application fee - Ground transportation	Application fee for processing of Ground transportation license agreements.	\$120	Occurrence	Fee
Transportation Network Company Drop-off Fee	Fee for each drop-off of passengers on the Long Beach Airport premises.	\$3.00	per Drop-off	Fee
Transportation Network Company Pick-up Fee	Fee for each pick-up of passengers on the Long Beach Airport premises.	\$3.00	per pick-up	Fee
Taxicab Per-Trip Fee	Fee for each pick-up and/or drop-off of passenger(s) on the Long Beach Airport premises by permitted Taxicab driver.	\$2.00	per pick-up and/or per drop-off	Fee
Reservation-Based Charter-Party Carrier (TCP) Per-Trip Fee	Fee for each pick-up and/or drop-off of passenger(s) on the Long Beach Airport premises by permitted Reservation-based Charter-Party Carrier (TCP) vehicles, including shuttles, limosines, vans, buses, luxury SUV and other charter vehicles.	Based of Vehicle Size: 5 seats or fewer - \$1.00 6 to 14 seats - \$1.50 15 seats or more - \$5.00	per pick-up and/or per drop-off	Fee
Non-Reservation Shared-ride Van Per-Trip Fee	Fee for each pick-up and/or drop-off of passenger(s) on the Long Beach Airport premises by permitted non-reservation based ground transportation vehicles.	\$6.00	per pick-up and/or per drop-off	Fee
Courtesy Vehicle Per Trip Fee	Fee for each pick-up and/or drop-off of passenger(s) on the Long Beach Airport premises by permitted Courtesy Vehicle that shuttle passengers to surrounding hotels or off-site rental car companies.	\$1.50	per pick-up and/or per drop-off	Fee
Banner Tow Operations	The Airport Director, as designee of the City Manager, is hereby authorized to issue Commercial Use Permits to any person or entity for use of designated portions of the Airport in connection with the temporary use of Airport property.	\$600	Per fiscal year (October through September)	Rent

MASTER FEES AND CHARGES SCHEDULE

DEPARTMENT: LONG BEACH AIRPORT				
Fee Name	Description	Fee	Per	Type
OTHER MISCELLANEOUS FEES				
Commencement bond - Air Carrier (Conditional Flight Slot)	Each Air Carrier or Commuter Carrier, as defined by Long Beach Municipal Code Chapter 16.43, shall post a bond, or other adequate security, as approved as to sufficiency by the City Manager, or designee, and as to form by the City Attorney, for each Flight Slot or for reservation of Flight Slots. These bonds are intended to secure Air Carriers' and Commuter Carriers' performance as required by the Flight Allocation Resolution of the City of Long Beach and to assure continuation of Operations of each Final Flight Slot for at least six months. Such security is in addition to bonds to indemnify the City against a failure on the part of a Carrier to perform all obligations of the Carrier to the City under their permit to operate.	\$5,000	Occurrence	Rent
Commencement bond - Air Carrier (Final Flight Slot)	Each Air Carrier or Commuter Carrier, as defined by Long Beach Municipal Code Chapter 16.43, shall post a bond, or other adequate security, as approved as to sufficiency by the City Manager, or designee, and as to form by the City Attorney, for each Flight Slot or for reservation of Flight Slots. These bonds are intended to secure Air Carriers' and Commuter Carriers' performance as required by the Flight Allocation Resolution of the City of Long Beach and to assure continuation of Operations of each Final Flight Slot for at least six months. Such security is in addition to bonds to indemnify the City against a failure on the part of a Carrier to perform all obligations of the Carrier to the City under their permit to operate.	\$10,000	Occurrence	Rent
Commencement bond - Commuter Carrier (Final Flight Slot)	Each Air Carrier or Commuter Carrier, as defined by Long Beach Municipal Code Chapter 16.43, shall post a bond, or other adequate security, as approved as to sufficiency by the City Manager, or designee, and as to form by the City Attorney, for each Flight Slot or for reservation of Flight Slots. These bonds are intended to secure Air Carriers' and Commuter Carriers' performance as required by the Flight Allocation Resolution of the City of Long Beach and to assure continuation of Operations of each Final Flight Slot for at least six months. Such security is in addition to bonds to indemnify the City against a failure on the part of a Carrier to perform all obligations of the Carrier to the City under their permit to operate.	Amount equal to three times the projected monthly fees.	Occurrence	Rent

MASTER FEES AND CHARGES SCHEDULE

DEPARTMENT: LONG BEACH AIRPORT				
Fee Name	Description	Fee	Per	Type
OTHER MISCELLANEOUS FEES				
Contract Processing Fee	Fees for attorney's services rendered in connection with document preparation, review, negotiations, meetings, correspondence and other miscellaneous activities may be charged and shall be determined by the Airport Director on a time and overhead basis, unless otherwise specified by City Council.	Various	Occurrence	Fee
Contracted Airport Services	Fees for other services which may lawfully be contracted from the Airport Department shall be determined by the Airport Director on a time, equipment and materials used basis, unless otherwise specified by City Council-approve contract.	Various	Occurrence	Fee
Governmental Entities on Documented Government Business	The City Manager or the Airport Director shall be authorized to exempt an aircraft, airport user and/or special event from any of the rates and fees specified herein when such aircraft or event is a governmental entity on documented official government business.			Fee
Customer Facility Charge	The Customer Facility Charge (CFC) is a use fee paid by airport customers for the use of some non-aeronautical service at the airport. At LGB this charge will be imposed for car rental agency services. The charges will be collected by the agencies from their customers and remitted to the airport. The funds will be held until a sufficient amount is collected to fund the construction of a ready/return car rental facility.	\$10	Per contract	Fee
Passenger Facility Charge	A Passenger Facility Charge (PFC) shall be assessed, collected, remitted and accounted for in accordance with the provisions of Title 14, Part 158 of the Code of Federal Regulations, or any successor regulation thereto.	\$4.50	Enplaned passenger	Fee
Reservation bond	Each Air Carrier or Commuter Carrier, as defined by Long Beach Municipal Code Chapter 16.43, shall post a bond, or other adequate security, as approved as to sufficiency by the City Manager, or designee, and as to form by the City Attorney, for each Flight Slot or for reservation of Flight Slots. These bonds are intended to secure Air Carriers' and Commuter Carriers' performance as required by the Flight Allocation Resolution of the City of Long Beach. Such security is in addition to bonds to indemnify the City against a failure on the part of a Carrier to perform all obligations of the Carrier to the City under their permit to operate.	Amount equal to three times the projected monthly fees.	Occurrence	Rent

MASTER FEES AND CHARGES SCHEDULE

DEPARTMENT: LONG BEACH ENERGY RESOURCES				
Fee Name	Description	Fee	Per	Type
CUSTOMER SERVICE FEE SCHEDULE				
Service Establishment	Fee required to establish a new gas service agreement. Note: Seniors and disabled persons who qualify for a reduced gas bill under Municipal Code 15.36.120 shall receive a \$20.00 credit towards the Service Establishment Fee.	\$35	Per new gas service	Fee
Missed Appointment	A fee charged to customers who fail to appear for the appointment scheduled for services such as turn on and pilot lighting.	\$17	Appointment	Fee
Earthquake Valve – Reset	Reset earthquake valve and restore gas service.	\$79	Per reset	Fee
Demand Test	Processing and testing of a gas meter at the request of the customer.	\$52	Per test	Fee
Re-Connection	Applicable to gas service terminated for non-payment (must be paid prior to restoration of service)	\$70 for single family dwelling unit, or a single non-residential unit, or first dwelling unit of a multi-unit dwelling / \$20 for each additional unit	Per unit	Fee
Post Property - Notice of Tenant's Rights - 10 and 15-day Notifications	Posting of the Notice of Tenant's Rights for 10 and 15-day notice of termination of gas and water applicable to each service.	\$35 for 1-10 units, \$70 for 11-19 units, \$105 for 20 or more units	Per service	Fee
Unauthorized Removal/Damage Lock/Flathead	Repair or replacement of a meter lock or flathead which was damaged or removed by the customer.	Flathead Damage - \$120 per meter Unauthorized Lock Removal - \$30 per meter	Per incident.	Fee
Meter Tampering Reset	Reset a gas meter that was earlier removed for customer tampering. Must be paid with the re-connection fee prior to restoration of service.	Reset within one year - \$150 per meter Reset more than one year - \$355 per meter	Per meter	Fee
Technical Support	Rate 7 or 9 (Transport Customer) request for LBGO software support technician assistance beyond the initial software installation/training appointment.	\$103	Per each service unit	Fee

MASTER FEES AND CHARGES SCHEDULE

DEPARTMENT: LONG BEACH ENERGY RESOURCES				
Fee Name	Description	Fee	Per	Type
Priority Order	Optional service available to customers requiring priority service who choose not to schedule the next available appointment date and time window. This fee will be charged to the customer's account for each scheduled appointment.	\$50 in addition to any applicable reconnection and/or past due fees.	Per each scheduled appointment	Fee
Premium Appointment	Optional service available to customers requiring a particular one (1) hour appointment window on the next available appointment date rather than the customary four (4) or five (5) hour appointment windows. This fee will be charged to the customer's account for each scheduled appointment.	\$50	Per each scheduled appointment	Fee
Stand-By Service for Alternative Fuel Charge Per Month	LBGO to provide natural gas service to be used as a backup for another energy-fuel source.	\$52	Monthly, per account	Fee
Returned Check Charge	See Financial Management Fee Resolution - Citywide Charges	\$35	Per Returned Check	Fee
METER INSTALLATION AND REPAIR				
Meter Installation - First Meter	Installation of the first meter on a multiple meter set for residential and small commercial accounts.	\$150 per first meter.	Per first meter	Fee
Meter Installation - Additional Meter	Installation of additional meters on a multiple meter set for residential and small commercial accounts.	\$90 per additional meter.	Per additional meter.	Fee
Service Line Meter Install Up To 1.5 MBTU	Installation of a meter set on an individual service line up to 1.5 MBTU.	\$150 per meter set (up to 1.5 MBtu)	Per meter set.	Fee
Service Line Meter Install Larger Than 1.5 MBTU	Installation of a meter set on an individual service line over 1.5 MBTU.	Charge the fully allocated hourly rates for all personnel involved plus any outside costs or parts and supplies.	Per job.	Fee
Meter Set Assembly Repair/Maintenance	Necessary repairs or maintenance of the meter set assembly resulting from third party actions.	Charge the fully allocated hourly rates for all personnel involved plus any outside costs or parts and supplies.	Per job.	Fee

MASTER FEES AND CHARGES SCHEDULE

DEPARTMENT: LONG BEACH ENERGY RESOURCES				
Fee Name	Description	Fee	Per	Type
Regular Hours Meter Setting, Telemetry and Regulator Work	Charged when customer requests specialty pipeline or meter setting work, other than pipeline construction work (7:00 AM to 4:30 PM weekdays, not including City holidays).	\$300 (minimum)	\$150 per hour, mobilization and other charges may apply.	Fee
After Hours Meter Setting, Telemetry and Regulator Work	Charged when customer requests after hours meter setting work (4:30 PM to 7:00 AM weekdays, weekends or City holidays).	\$495 (minimum)	\$165 per hour, mobilization and other charges may apply.	Fee
Meter Upgrade/Relocation	Customer requested meter upgrade to accommodate increased gas usage or meter relocation for meter reading purposes or customer convenience.	\$150 per meter.	Per meter.	Fee
PIPELINE CONSTRUCTION				
MAIN PIPELINES				
Main Construction – 2"	Construction of new 2 inch main pipelines.	\$10,905 base fee (up to 100 ft, includes mobilization). Additional pipe over 100 ft will be \$86/ft. Paving & other charges may apply. Charge actual costs if work is performed by an outside third party.	Per job.	Fee
Main Construction - PE 4-6"	Construction of new 4-6 inch PE main pipelines.	\$12,300 base fee (up to 100 ft, includes mobilization). Additional pipe over 100 ft will be \$102/ft. Paving & other charges may apply. Charge actual costs if work is performed by an outside third party.	Per job.	Fee

MASTER FEES AND CHARGES SCHEDULE

DEPARTMENT: LONG BEACH ENERGY RESOURCES				
Fee Name	Description	Fee	Per	Type
MAIN PIPELINES				
Main Pipeline Construction – 6" Diameter	Charged for construction or alteration of new or existing PE pipelines of 6" diameter.	\$9,715 base fee (up to 60 ft, includes mobilization). Additional pipe over 60 ft will be \$122/ft. Paving & other charges may apply. Charge actual costs if work is performed by an outside third party.	Per job.	Fee
Main Construction - Over 6"	Construction of new main pipelines over 6 inches.	Charge the fully allocated hourly rates for all personnel involved plus any outside costs and parts/supplies	Hourly rates plus other costs.	Fee
Main Pipeline Repair	Repair of main pipelines damaged by a third party in the public right-of-way.	Charge the fully allocated hourly rates for all personnel involved plus any outside costs and parts/supplies.	Hourly rates plus other costs.	Fee
SERVICE PIPELINES				
Definition: Pipeline(s) from the customer meter location to th LBGO main pipeline.				
Service Installation Up To 1 1/4"	Construction of new service pipelines up to 1 1/4 inch.	\$2,100 base fee (includes mobilization costs). \$21 per foot from property line. Paving and other charges may apply.	Per job.	Fee

MASTER FEES AND CHARGES SCHEDULE

DEPARTMENT: LONG BEACH ENERGY RESOURCES				
Fee Name	Description	Fee	Per	Type
SERVICE PIPELINES				
Service Installation - PE 2"	Construction of new service 2 inch PE pipelines.	\$2,445 base fee + \$21 per foot from ROW line; Base fee includes mobilization costs; Paving and other charges may apply	Per job.	Fee
Service Installation - Steel 2"	Construction of new service 2 inch steel pipelines.	\$3,045 base fee (Base fee includes mobilization costs). Plus \$42/ft from ROW line. Paving and other charges may apply.	Per job.	Fee
Service Alteration Up To 1 1/4"	Alteration of existing service pipelines up to 1 1/4 inch.	PE - \$1,000 base fee plus \$20/ft from property line. Steel - \$1,500 base fee plus \$100/ft from property line. Base fee includes mobilization costs. Paving and other charges may apply.	Per job.	Fee
Service Alteration - PE 2"	Alteration of existing service 2 inch PE pipelines.	\$1,500 base fee plus \$42/ft from ROW line. Base fee includes mobilization costs. Paving and other charges may apply.	Per job.	Fee

MASTER FEES AND CHARGES SCHEDULE

DEPARTMENT: LONG BEACH ENERGY RESOURCES				
Fee Name	Description	Fee	Per	Type
SERVICE PIPELINES				
Service Alteration - Steel 2"	Alteration of existing service 2 inch steel pipelines.	\$2,000 base fee plus \$100/ft from property line. Base fee includes mobilization costs. Paving and other charges may apply.	Per job.	Fee
Service Pipeline Disconnect at Gas Main	Charged for disconnection of an existing pipeline at gas main or in public right of way.	PE up to 1-1/4" - \$1,000. PE 2" or greater - \$1,500. Steel up to 1-1/4" - \$1,500. Steel 2" or greater - \$2,000. Paving and other charges may apply.	Per job.	Fee
Service Pipeline Repair - Private Property	Charged for repair of service pipeline damaged by a third party on private property or the public right-of-way.	Charge the fully allocated hourly rates for all personnel involved or \$1,080 minimum. Plus any outside costs and parts/supplies.	Per job.	Fee
Service Pipeline Repair Public Right of Way	Charged for repair of service pipeline damaged by a third party in the public right of way.	\$1,373 (minimum)	\$343 per hour; paving repair and other charges may apply.	Fee
PIPELINE - PRESSURE CONTROL				
Definition: LBGO main distribution pipeline(s) located in street, easement, or public right of way.				

MASTER FEES AND CHARGES SCHEDULE

DEPARTMENT: LONG BEACH ENERGY RESOURCES				
Fee Name	Description	Fee	Per	Type
PIPELINE - PRESSURE CONTROL				
PC Fitting Line Stopper to 4" Half	Installation, testing, tapping and stopping of 2 through 4 inch low pressure line stopper (Half PC)	New - \$765 per fitting. Reuse - \$480 per fitting. Plus actual cost of fitting and supplies. Mobilization and other charges may apply.	Per fitting.	Fee
PC Fitting Line Stopper to 4" Full	Installation, testing, tapping and stopping of 2 through 4 inch full encirclement line stopper (Full PC)	New - \$2,110 per fitting. Reuse - \$955 per fitting. Plus actual cost of fitting and supplies. Mobilization and other charges may apply.	Per fitting.	Fee
PC Fitting Line Stopper 6"-8" Full	Installation, testing, tapping and stopping of 6 through 8 inch full encirclement line stopper (Full PC)	New - \$2,110 per fitting. Reuse - \$955 per fitting. Plus actual cost of fitting and supplies. Mobilization and other charges may apply.	Per fitting.	Fee
PC Fitting Line Stopper 10"-12" Full	Installation, testing, tapping and stopping of 10 through 12 inch full encirclement line stopper (Full PC)	New - \$3,165 per fitting. Reuse - \$1,435 per fitting. Plus actual cost of fitting and supplies. Mobilization and other charges may apply.	Per fitting.	Fee

MASTER FEES AND CHARGES SCHEDULE

DEPARTMENT: LONG BEACH ENERGY RESOURCES				
Fee Name	Description	Fee	Per	Type
PIPELINE - PRESSURE CONTROL				
PC Fitting Branch Connect 2"	Installation, testing and tapping of a 2 inch branch connection service tee.	\$265 per fitting. Plus actual cost of fitting and supplies. Mobilization and other charges may apply.	Per fitting.	Fee
PC Fitting Branch Connect 3"-4"	Installation, testing and tapping of a 3-4 inch branch connection service tee.	\$525 per fitting. Plus actual cost of fitting and supplies. Mobilization and other charges may apply.	Per fitting.	Fee
PC Fitting Branch Connect 6"-8"	Installation, testing and tapping of a 6-8 inch branch connection service tee.	\$790 per fitting. Plus actual cost of fitting and supplies. Mobilization and other charges may apply.	Per fitting.	Fee
PC Fitting Line Stopper Over 12"	Installation, testing, tapping and stopping of over 12 inch full encirclement line stopper (Full PC)	Charge the fully allocated hourly rates for all personnel involved plus any outside costs and parts/supplies. Mobilization and other charges may apply.	Actual cost.	Fee
OTHER FEES				
Miscellaneous fees associated with gas service, meter or main installation.				

MASTER FEES AND CHARGES SCHEDULE

DEPARTMENT: LONG BEACH ENERGY RESOURCES				
Fee Name	Description	Fee	Per	Type
OTHER FEES				
Regular Hours Construction Crew Work	Construction work other than pipeline installation work during regular working hours.	Charge the fully allocated hourly rates for all personnel involved (3 hour minimum) plus any outside costs with parts/supplies.	See fee detail.	Fee
After Hours/Emergency Hours Construction Crew Work	Construction work other than pipeline installation work after regular working hours.	Charge 120% of the fully allocated hourly rates for all personnel involved (3 hour minimum). Plus any outside costs with parts/supplies.	See fee detail.	Fee
After Hours Meter Setting Work	Charged when customer requests after hours meter setting work (4:30 PM to 7:00 AM weekdays, weekends or City holidays).	\$344 (minimum)	\$172 per hour; \$344 minimum; mobilization and other charges may apply.	Fee
Concrete or Asphalt Repair	Permanent repair of concrete or asphalt due to customer requested gas pipeline work.	\$500 minimum or \$32 per square foot. Other charges may apply.	See fee detail.	Fee
Additional Work Crew Mobilization	Additional mobilizations of work crews to project sites when required due to customer request.	\$2,100 per mobilization plus other charges may apply.	Per mobilization plus other charges.	Fee
Bollard Installation	Installation of a bollard when required to protect a meter from damage.	\$410 for first bollard plus \$100 for each additional bollard.	See fee detail.	Fee
New Construction Meter Room	Review of a required meter room due to the needs of a proposed development.	\$26,210	Per Development	Fee
ENGINEERING & INSPECTION SUPPORT				

MASTER FEES AND CHARGES SCHEDULE

DEPARTMENT: LONG BEACH ENERGY RESOURCES				
Fee Name	Description	Fee	Per	Type
ER Engineering Project Administration	Administration of various Engineering projects.	\$400	Per work order	Fee
Engineering Technical Review	Technical Engineering review of plans and/or drawings and project management.	\$193	Per hour	Fee
Engineering Support Review	Preparation, review and/or approval of project drawings or other support services.	\$130	Per hour	Fee
Gas Pipeline/Meter Set Inspection	Inspection or re-inspection of a new gas pipeline or meter setting project.	\$178	Per hour	Fee
Prepare/Process Agreements	Preparation and processing of agreements and other documentation.	\$1,065	Per Agreement (2 hours of City Attorney included)	Fee
Right of Way Review	Plan review of right of way sketches.	\$240	Per Plan	Fee
Plan Check Review Fee	Review of plans for conflicts with gas mains, service lines, or meter locations.	\$620	Per Plan (up to two)	Fee
Energy Resource Technical Advisory Committee (TAC) Review	Energy Resources staff review of a proposed development as part of the inter-departmental Technical Advisory Committee.	\$265	Per Application	Fee
WILL SERVE LETTER	Review of request for the City's ability to provide gas to a new development.	\$205	Per Request	Fee
Existing Gas Service/Feed Analysis	Review of changes to existing gas service due to higher pressure demand or ownership change.	\$390	Per Request	Fee
New Gas Service/Feed Analysis	Review of gas service to a new development with a total connected load up to 4,000 CFH.	\$595	Per Request	Fee
Complex Gas Service/Feed Analysis	Review of a complex gas service to a new development.	\$1,370 per request	Per Request	Fee
Damaged/Lost Equipment Replacement Fee	Charge to replace Energy Resources equipment damaged or lost due to use at events. Plus \$25 Administrative fee.	Cost to replace plus \$25 administrative fee	Each	Fee
PERSONNEL QUALIFICATION TESTING				
Contractor Qualification Test - Steel Electric ARC	Performing contractor quality assurance qualification testing for Electric ARC steel pipe joining.	\$3,885	Per Test	Fee
Contractor Qualification Testing-Steel Pipe Joining - Oxyacetylene	Performing contractor quality assurance qualification testing for Oxyacetylene steel pipe joining.	\$2,350	Per test	Fee
Contractor Qualification Testing - PE Fuse up to 2"	Performing contractor quality assurance qualification testing for Heat Fusion plastic pipe joining up to 2" PE pipe.	\$4,665/class (up to 4 people per class). \$1,165 per re-test.	Per Class/Re-test	Fee

MASTER FEES AND CHARGES SCHEDULE

DEPARTMENT: LONG BEACH ENERGY RESOURCES				
Fee Name	Description	Fee	Per	Type
Contractor Qualification Testing - Plastic Pipe Fuse 4" & 6"	Performing contractor quality assurance qualification testing for Heat Fusion plastic pipe joining for 4"-6" PE pipe.	\$4,665/class (up to 4 people per class) \$1,165 per re-test.	Per Class/Re-test	Fee
Contractor Qualification Testing - Covered Tasks	Performing contractor quality assurance qualification testing for personnel to perform assigned covered tasks.	Charge the fully allocated hourly rates for all personnel involved plus any outside costs and parts/supplies	Hourly rates plus other costs	Fee
SERRF				
SERRF Private Hauler Tip Fee	The maximum per ton disposal fee for refuse delivered to SERRF by private and public refuse haulers other than the City of Long Beach.	00.00 to 120.00	per ton	Fee
UTILITY SERVICES FEES				
Meter Read by Customer Request	A fee charged to customers who request a meter read on an estimated meter read or an actual read for which the read has been determined to be accurate by the Review Manager.	\$25	Per meter, per request	Fee
Smart Gas Meter Opt Out - Initial Fee	Owner-occupied, single family dwelling where the customer chooses to opt out of having a wireless communicating gas meter, known as the Smart Meter, installed at their home. The customer will receive service using an analog meter, requiring a manual meter read, and will not have access to the webportal, or any other service the Smart Meter will provide.	\$75	Per meter	Fee
Smart Gas Meter Opt Out Monthly Fee	Processing the monthly bill associated with the costs to manually read the customer's meter and/or manually bill each month. This includes non-obtained meter reads that result in estimated billing.	\$25 per month per meter.	Per meter	Fee
Meter Access Investigation	A fee charged to customers when a meter access investigation report is compiled. The fee is charged to customers who do not make permanent arrangements to allow access to meters to determine consumption.	\$38	Per meter	Fee
Illegal Gas/Water Billing	Administrative Costs for investigation, analysis, and billing for illegal hookups for gas and water service.	\$138 per hour or any portion thereof.	Per hour - See fee.	Fee

MASTER FEES AND CHARGES SCHEDULE

DEPARTMENT: LONG BEACH ENERGY RESOURCES				
Fee Name	Description	Fee	Per	Type
Meter Set Assembly (MSA) Tamper	Damage to meter or meter set assembly parts as a result of an illegal hookup. Removal/disconnection of such hookup and/or unauthorized consumption.	\$250 in addition to any applicable reconnection and/or past due fees.	per occurrence	Penalty
Record Research	A fee charged for any account where utility account history information is requested that is not contained in the on-line billing system or requests for aggregated consumption for State mandates.	\$43	Per hour	Fee
Duplicate Bill Images	A fee charged for any account when duplicate bills are requested beyond current and previous month's bill. To be mailed out by USPS, by fax, or email PDF copies where utility bills are available in PDF format in the on-line billing portal system for customer to access.	\$25	3-10 monthly bills and for each year requested thereafter	Fee
Account History	Processing a request for historical utility bill information contained in the Utility Billing system.	Single account - \$15 per request for first year. Plus \$7 each additional year. Multiple account - \$40 per request for first year. Plus \$20 each additional year.	Per request - See Fee.	Fee
Late Payment Charge	A monthly utility bill is subject to a late penalty if the customer's monthly payment is not received by the City and applied to the account on or before the date specified on the bill as the date the late charge shall apply.	4.5% or \$4.50 minimum	Of the total amount owed in no event shall the charge be less than \$4.50	Penalty

MASTER FEES AND CHARGES SCHEDULE

DEPARTMENT: PARKS, RECREATION, & MARINE				
Fee Name	Description	Fee	Per	Type
GENERAL PARK AND RECREATION FEES				
THE FOLLOWING GENERAL PARKS AND RECREATION FEES ARE PROVIDED FOR INFORMATION ONLY. THESE FEES ARE APPROVED BY THE PARKS AND RECREATION COMMISSION AS PART OF THEIR CHARTER APPOINTED RESPONSIBILITIES. THE PARKS AND RECREATION COMMISSION MAY CHANGE FEES AT ANY COMMISSION MEETING. PLEASE GO TO WWW.LONGBEACH.GOV/PARK FOR UPDATED FEE INFORMATION				
ADAPTIVE RECREATION				
Adaptive Program Fee	Adaptive Program ARISE	\$3.25 - \$11.50	Hour	Fee
Per Hour Class Fee	Adaptive per hour fee for Arise Classes	\$1	Hour	Fee
ADULT SPORTS LEAGUES				
Late Fee	Penalties will accrue per month and be added to the total balance owed to offset costs associated with the ongoing payment collections process up to a maximum of one hundred percent (100%) of the amount payable on the due date.	10%	total fees owed/month of non-payment	Penalty
Kickball Fee	Kickball Fee	\$325	Team	Fee
Senior Sports League	New leagues for participants ages 50+ years old. Sports to include basketball, volleyball, dodgeball, kickball, tennis, and lawn bowling.	\$50 - \$150	Team	Fee
BASEBALL FEES				
Baseball - Score Keeping Services Fees (10 weeks)	With Score Keeping Services Fees - 10 weeks	\$480	Team	Fee
Forfeit Fee - Baseball	Officiating fee for both teams	\$140	Game	Fee
BASKETBALL FEES				
Basketball League Fee (10 weeks)	Basketball League Fee (10 weeks)	\$300	Team	Fee
Basketball League Fee (8 weeks)	Basketball League Fee (8 weeks)	\$232	Team	Fee
Open Gym		\$4	Person	Fee
Forfeit Fee-Basketball	Officiating fee for both teams	\$54	Game	Fee
FLAG FOOTBALL FEES				
Flag Football League Fee (10 weeks)	Flag Football League Fee (10 weeks)	\$400	Team	Fee
SLOW PITCH SOFTBALL FEES				
Slow Pitch Softball League Fees (10 weeks-nights)	Slow Pitch Softball League Fees (10 weeks-nights)	\$450	Team	Fee
Slow Pitch Softball League Fees (8 weeks-nights)	Slow Pitch Softball League Fees (8 weeks-nights)	\$365	Team	Fee

MASTER FEES AND CHARGES SCHEDULE

DEPARTMENT: PARKS, RECREATION, & MARINE				
Fee Name	Description	Fee	Per	Type
ADULT SPORTS LEAGUES				
Slow Pitch Softball League Fees (10 weeks-weekends)	Slow Pitch Softball League Fees (10 weeks-weekends)	\$350	Team	Fee
Forfeit Fee - Softball	Officiating fee for both teams	\$30	Game	Fee
MEN'S FASTPITCH SOFTBALL FEES				
Men's Fastpitch Softball Fees (10 weeks-days)	Men's Fastpitch Softball Fees (10 weeks-days)	\$442	Team	Fee
Men's Fastpitch Softball Fees (per week)	Men's Fastpitch Softball Fees (per week)	\$45	Team	Fee
SENIOR SOFTBALL FEES				
Senior Softball League Fees	Senior Softball League Fees	\$265	Team	Fee
INDOOR VOLLEYBALL FEES				
Indoor Volleyball League Fees	Indoor Volleyball League Fees	\$340	Team	Fee
Forfeit Fee - Volleyball	Officiating fee for both teams	\$28	Game	Fee
Open Gym Fee		\$4	Person	Fee
TOURNAMENT FEES				
3-on-3 Basketball Fee		\$60	Team	Fee
5-on-5 Basketball Fee		\$120	Team	Fee
Softball Fee		\$280	Team	Fee
Volleyball Fee - 2 person		\$42	Team	Fee
Over the Line Fee		\$40	Team	Fee
Soccer Fee		\$280	Team	Fee
ATHLETIC FACILITIES - PERMITS AND RESERVATIONS				
Youth Participant Fee - Resident	Resident - effective 1/1/22 for groups scheduled spring seasons	\$15	Each	Fee
Youth Participant Fee - Non Resident	Non Resident - effective 1/1/22 for groups scheduled spring seasons	\$20	Each	Fee
Youth Sports Uniform Fee	Fee to cover cost of Youth Sports uniform	\$10-\$20	Child/Season	Fee
Teen Sports League	New Leagues for participants ages 13-17 years old. Sports to include basketball, volleyball, dodgeball, softball, kickball, tennis, and roller hockey.	\$50 - \$100	Team	Fee
MISCELLANEOUS LEAGUE & SPORTS FEES				

MASTER FEES AND CHARGES SCHEDULE

DEPARTMENT: PARKS, RECREATION, & MARINE				
Fee Name	Description	Fee	Per	Type
ATHLETIC FACILITIES - PERMITS AND RESERVATIONS				
Chittick Field Scoreboard Fee	Chittick Field Scoreboard Staff Fee	\$30	Hour	Fee
Youth League Concession Fee	Fee for selling concessions (food and snacks)	\$150 plus \$500 cleaning deposit	Year	Fee
Adult Light Use Fee	Adult Light Use	\$22	Hour	Fee
Late Fee	Penalties will accrue per month and be added to the total balance owed to offset costs associated with the ongoing payment collections process up to a maximum of one hundred percent (100%) of the amount payable on the due date.	10%	total fees owed/month of non-payment	Penalty
Youth Light Use Fee	Youth Light Use	\$10	Hour	Fee
Diamond Field Prep Fee - 1st Field	1st Field	\$67	Each	Fee
Diamond Field Prep Fee - 2nd Field	2nd Field	\$40	Each	Fee
Base Rental Fee		\$45	Each	Rent
Sports Field Cancellation - Less than 7 days of event	Processing the cancellation of a field reservation less than 7 days of event	\$40	Cancellation	Penalty
Sports Field Cancellation - 8 days or more from event	Processing the cancellation of a field reservation 8 days or more from event	Refund/Credit of field reservation costs, plus \$10 refunding processing fee	Cancellation	Penalty
Staff Fee	Required at Joe Rodgers & enclosed facility	\$30	Hour	Fee
Field Permit Monitor Fees	Hourly staff supervision as required by the City to monitor permits to ensure the groups/teams are approved to use the field and adhering to City regulations.	\$65	Hour	Fee
Concession Sales Fee	Concession Sales for youth and adult sports leagues non-profit and other vendors	5% of gross receipts	Each/Actual Cost	Fee
FIELD USE FEES				
BASEBALL/SOFTBALL				
Softball & Baseball Field Rental - Adult Non-Profit & Resident	Effective 1/1/22 for groups scheduled spring seasons. Softball & Baseball Field Rental - Adult Non-Profit & Resident	\$40	Hour	Rent
Softball & Baseball Field Rental - Adult Non-Profit & Non-Resident	Effective 1/1/22 for groups scheduled spring seasons. Softball & Baseball Field Rental - Adult Non-Profit & Non-Resident	\$45	Hour	Rent

MASTER FEES AND CHARGES SCHEDULE

DEPARTMENT: PARKS, RECREATION, & MARINE				
Fee Name	Description	Fee	Per	Type
FIELD USE FEES				
Softball & Baseball Field Rental - Adult For-Profit & Resident	Effective 1/1/22 for groups scheduled spring seasons. Softball & Baseball Field Rental - Adult For-Profit & Resident	\$45	Hour	Rent
Softball & Baseball Field Rental - Adult For-Profit & Non-Resident	Effective 1/1/22 for groups scheduled spring seasons. Softball & Baseball Field Rental - Adult For-Profit & Non-Resident	\$55	Hour	Rent
Softball & Baseball Field Rental - Youth Non-Profit & Resident	Effective 1/1/22 for groups scheduled spring seasons. Softball & Baseball Field Rental - Youth Non-Profit & Resident	\$25	Hour	Rent
Softball & Baseball Field Rental - Youth Non-Profit & Non-Resident	Effective 1/1/22 for groups scheduled spring seasons. Softball & Baseball Field Rental - Youth Non-Profit & Non-Resident	\$30	Hour	Rent
Softball & Baseball Field Rental - Youth For-Profit & Resident	Effective 1/1/22 for groups scheduled spring seasons. Softball & Baseball Field Rental - Youth For-Profit & Resident	\$30	Hour	Rent
Softball & Baseball Field Rental - Youth For-Profit & Non-Resident	Effective 1/1/22 for groups scheduled spring seasons. Softball & Baseball Field Rental - Youth For-Profit & Non-Resident	\$40	Hour	Rent
SOCCER/FOOTBALL				
Soccer/Football/Rugby/Cricket Field Rental - Adult Non-Profit & Resident	Effective 1/1/22 for groups scheduled spring seasons. Soccer/Football/Rugby/Cricket Field Rental - Adult Non-Profit & Resident	\$45	Hour	Rent
Soccer/Football/Rugby/Cricket Field Rental - Adult Non-Profit & Non-Resident	Effective 1/1/22 for groups scheduled spring seasons. Soccer/Football/Rugby/Cricket Field Rental - Adult Non-Profit & Non-Resident	\$50	Hour	Rent
Soccer/Football/Rugby/Cricket Field Rental - Adult For-Profit & Resident	Effective 1/1/22 for groups scheduled spring seasons. Soccer/Football/Rugby/Cricket Field Rental - Adult For-Profit & Resident	\$50	Hour	Rent
Soccer/Football/Rugby/Cricket Field Rental - Adult For Profit & Non-Resident	Effective 1/1/22 for groups scheduled spring seasons. Soccer/Football/Rugby/Cricket Field Rental - Adult For Profit & Non-Resident	\$60	hour	Rent
Soccer/Football/Rugby/Cricket Field Rental - Youth Non-Profit & Resident	Effective 1/1/22 for groups scheduled spring seasons. Soccer/Football/Rugby/Cricket Field Rental - Youth Non-Profit & Resident	\$25	Hour	Rent
Soccer/Football/Rugby/Cricket Field Rental - Youth Non-Profit & Non-Resident	Effective 1/1/22 for groups scheduled spring seasons. Soccer/Football/Rugby/Cricket Field Rental - Youth Non-Profit & Non-Resident	\$35	hour	Rent
Soccer/Football/Rugby/Cricket Field Rental - Youth For Profit & Resident	Effective 1/1/22 for groups scheduled spring seasons. Soccer/Football/Rugby/Cricket Field Rental - Youth For Profit & Resident	\$35	Hour	Rent
Soccer/Football/Rugby/Cricket Field Rental - Youth For Profit & Non-Resident	Effective 1/1/22 for groups scheduled spring seasons. Soccer/Football/Rugby/Cricket Field Rental - Youth For Profit & Non-Resident	\$45	hour	Rent
Archery Range Rental - Adult Resident	Archery Range Rental - Adult Resident	\$32	Hour	Rent

MASTER FEES AND CHARGES SCHEDULE

DEPARTMENT: PARKS, RECREATION, & MARINE				
Fee Name	Description	Fee	Per	Type
FIELD USE FEES				
Archery Range Rental - Adult Non-Resident	Archery Range Rental - Adult Non-Resident	\$62	Hour	Rent
Archery Range Rental - Adult Commercial	Archery Range Rental - Adult Commercial	\$79	Hour	Rent
Archery Range Rental - Youth Resident	Archery Range Rental - Youth Resident	\$20	Hour	Rent
Archery Range Rental - Youth Non-Resident Exclusive Rental	Archery Range Rental - Youth Non-Resident Exclusive Rental	\$25	Hour	Rent
Archery Range Rental - Youth Commercial	Archery Range Rental - Youth Commercial	\$32	Hour	Rent
ARTIFICIAL TURF FIELDS				
Artificial Turf Field Rental - Adult Non-Profit & Resident	Effective 1/1/22 for groups scheduled spring seasons. Artificial Turf Field Rental - Adult Non-Profit & Resident	\$65	Hour	Rent
Artificial Turf Field Rental - Adult Non-Profit & Non-Resident	Effective 1/1/22 for groups scheduled spring seasons. Artificial Turf Field Rental - Adult Non-Profit & Non-Resident	\$70	Hour	Rent
Artificial Turf Field Rental - Adult For Profit & Resident	Effective 1/1/22 for groups scheduled spring seasons. Artificial Turf Field Rental - Adult For Profit & Resident	\$70	Hour	Rent
Artificial Turf Field Rental - Adult For Profit & Non-Resident	Effective 1/1/22 for groups scheduled spring seasons. Artificial Turf Field Rental - Adult For Profit & Non-Resident	\$80	Hour	Rent
Artificial Turf Field Rental - Youth Non-Profit & Resident	Effective 1/1/22 for groups scheduled spring seasons. Artificial Turf Field Rental - Youth Non-Profit & Resident	\$45	Hour	Rent
Artificial Turf Field Rental - Youth Non-Profit & Non-Resident	Effective 1/1/22 for groups scheduled spring seasons. Artificial Turf Field Rental - Youth Non-Profit & Non-Resident	\$55	Hour	Rent
Artificial Turf Field Rental - Youth For Profit & Resident	Effective 1/1/22 for groups scheduled spring seasons. Artificial Turf Field Rental - Youth For Profit & Resident	\$55	Hour	Rent
Artificial Turf Field Rental - Youth For-Profit & Non-Resident	Effective 1/1/22 for groups scheduled spring seasons. Artificial Turf Field Rental - Youth For-Profit & Non-Resident	\$65	Hour	Rent
Artificial Turf Field Monitoring	Effective 1/1/22 for groups scheduled spring seasons. Artificial Turf Field Monitoring	\$30	hour	Rent
GAME COURT FACILITIES				
City Sponsored, Resident Fees -Rental, Youth and LBUSD events		\$0	Hour	Rent
City Sponsored, Resident Fees -Light, Youth and LBUSD events		\$0	Hour	Fee

MASTER FEES AND CHARGES SCHEDULE

DEPARTMENT: PARKS, RECREATION, & MARINE				
Fee Name	Description	Fee	Per	Type
GAME COURT FACILITIES				
Game/Tennis Court Rental - Non-Profit & Resident, Public Service Fees (Organization/Fundraising) - Rental	Game/Tennis Court Rental - Non-Profit & Resident	\$15	Hour	Rent
Game/Tennis Court Rental - Non-Profit & Non-Resident, Public Service (Non-Resident) -Rental	Game/Tennis Court Rental - Non-Profit & Non-Resident	\$17	Hour	Rent
Game/Tennis Court Rental - For Profit & Resident - Rental	Game/Tennis Court Rental - For Profit & Resident	\$20	Hour	Rent
Game/Tennis Court Rental - For Profit & Non-ResidentFees - Rental	Game/Tennis Court Rental - For Profit & Non-Resident	\$25	Hour	Rent
Private Use, Game/Tennis Court Lights	Private Use, Game/Tennis Court Lights	\$8	Hour	Rent
GYMNASIUM				
Gymnasium Rental Rates-Adult Non-Profit & Resident (2 hours min.)	2 hours minimum. California Recreation, Pan American, Silverado, Chavez Gyms	\$50	Hour	Rent
Gymnasium Rental Rates-Adult Non-Profit & Non-Resident (2 hours min.)	2 hours minimum. California Recreation, Pan American, Silverado, Chavez Gyms	\$60	Hour	Rent
Gymnasium Rental - Adult For-Profit & Resident (2 hours min.)	2 hours minimum. California Recreation, Pan American, Silverado, Chavez Gyms	\$70	Hour	Rent
Gymnasium Rental - Adult For-Profit & Non-Resident (2 hours min.)	2 hours minimum. California Recreation, Pan American, Silverado, Chavez Gyms	\$80	Hour	Rent
Gymnasium Rental Rates-Youth Non-Profit & Resident (2 hours min.)	2 hours minimum. California Recreation, Pan American, Silverado, Chavez Gyms	\$20	Hour	Rent
Gymnasium Rental Rates-Youth Non-Profit & Non-Resident (2 hours min.)	2 hours minimum. California Recreation, Pan American, Silverado, Chavez Gyms	\$30	Hour	Rent
Gymnasium Rental - Youth For-Profit & Resident (2 hours min.)	2 hours minimum. California Recreation, Pan American, Silverado, Chavez Gyms	\$40	Hour	Rent
Gymnasium Rental Rates-Youth For-Profit & Non-Resident (2 hours min.)	2 hours minimum. California Recreation, Pan American, Silverado, Chavez Gyms	\$50	Hour	Rent

MASTER FEES AND CHARGES SCHEDULE

DEPARTMENT: PARKS, RECREATION, & MARINE				
Fee Name	Description	Fee	Per	Type
CONTRACT CLASSES				
Adaptive Enrichment Contract Classes		\$9 - \$15	Hour	Fee
Adaptive Recreation Contract Classes		\$9 - \$15	Hour	Fee
Career Enrichment Contract Classes		\$5 - \$11	Hour	Fee
Dog Training Contract Classes		\$10 - \$17	Hour	Fee
Cooking Contract Classes		\$6 - \$15	Hour	Fee
Computers Contract Classes		\$6 - \$14	Hour	Fee
Fitness Contract Classes		\$3 - \$6	Hour	Fee
Language Skills Contract Classes		\$4 - \$13	Hour	Fee
Music Classes Contract Classes		\$3 - \$19	Hour	Fee
Art and Cultural Contract Classes		\$5 - \$20	Hour	Fee
Camps Contract Classes		\$8 - \$16	Hour	Fee
Enrichment Contract Classes		\$6 - \$22	Hour	Fee
Health Contract Classes		\$8 - \$10	Hour	Fee
Sports Contract Classes		\$5 - \$24	Hour	Fee
Dance Contract Classes		\$6 - \$19	Hour	Fee
CONTRACT CLASSES ADMINISTRATIVE FEES				
Includes publicity and administrative fees				
Contract Classes Administrative Fees-1 to 6 week class	1 to 6 week class	\$6	Registrant	Fee
Contract Classes Administrative Fees-7 to 12 week class	7 to 12 week class	\$8	Registrant	Fee
Contract Classes Administrative Fees (Walk-in/Continuous Class)	Walk-in/Continuous Class	\$2-\$5	Registrant	Fee
Refund Processing Fee (when applicable)	Recreation Classes and Programs	\$10	Refund	Fee
Contract Classes Additional Key Fee	Contract Classes Additional Key	\$20	each	Penalty

MASTER FEES AND CHARGES SCHEDULE

DEPARTMENT: PARKS, RECREATION, & MARINE				
Fee Name	Description	Fee	Per	Type
CONTRACT CLASSES				
Contract Classes Replacement Lock Fee	Contract Classes Replacement Lock	\$100	each	Penalty
DAY CAMPS - PARKS				
Regular Day Camp Fee	Regular Day Camp - 35 Hours	\$115	Child/Week	Fee
Full Extended Day Camp Coverage Fee	Full Extended Day Camp Coverage Fee (7:00 AM - 6:00 PM)	\$150	Child/Week	Fee
Late Pick-Up Fee Penalty (After 6:00 P.M.)-Extended Day Camp	Late Pick-Up Fee (After 6:00 P.M.) for Extended Day Camp	\$20	Per 15 Minutes/Per Child	Penalty
Specialty Day Camp Fee	Specialty Day Camp - 35 Hours - Music and Arts Camp	\$120	Child/Week	Fee
Full Extended Specialty Day Camp Coverage Fee	Full Extended Specialty Day Camp Coverage - Music and Arts Camp (7:00 A.M. - 6:00 P.M.)	\$155	Child/Week	Fee
Late Pick-Up Fee Penalty - Specialty Day Camp	Fee for each additional 15 minutes per child if picked up after 6:00 P.M.	\$20	Per 15 Minutes/Per Child	Penalty
Day Camp Deposit	Reserve Space in Summer Camp (Non-refundable)	\$20 - \$40	Child/Week	Fee
Day Camp Special Programs (deposits, fee excursions and special events)		\$5 - \$100	Child	Fee
Modified Summer Camp Programming Fee (includes before and after care; 7- 9 am & 4 - 6 pm)	Modified Summer Camp Programming Fee (includes before and after care; 7- 9 am & 4 - 6 pm)	\$50-\$149	Child/Week	Fee
Modified Summer Camp Programming Fee (base hours only- 9:00 am - 4:00 pm)	Modified Summer Camp Programming Fee (base hours only- 9:00 am - 4:00 pm)	\$30 - \$114	Child/Week	Fee
FACILITY RENTALS/FEES - COMMUNITY CENTERS, PICNIC AREAS, OPEN SPACE, CAMP GROUNDS & BANDS				
ADMINISTRATIVE FEES				
Alcohol Use Fee	Alcohol Use fee at Various Sites	\$205	Each	Fee
Permit Administrative Fee (Under 250 attendees)	Charged to all customers requesting a permit of any type to offset the administrative costs of issuing the permit	\$40	Each	Fee
Permit Administrative Fee (250-500 attendees)	Note: typically includes porta potties	\$80	each	Fee
Permit Administrative Fee (Over 500 attendees)	Note: Add on vehicle billing	\$120	each	Fee
Late Booking Fee (Under 250 attendees)	Expedited processing of permit within 10 days of event, based on approval. For events under 250 attendees	\$100	each	Fee

MASTER FEES AND CHARGES SCHEDULE

DEPARTMENT: PARKS, RECREATION, & MARINE				
Fee Name	Description	Fee	Per	Type
FACILITY RENTALS/FEES - COMMUNITY CENTERS, PICNIC AREAS, OPEN SPACE, CAMP GROUNDS & BANDS				
Late Booking Fee (250-500 attendees)	Expedited processing of permit within 10 days of event, based on approval. For events with 250 to 500 attendees	\$150	each	Fee
Late Booking Fee (Over 500 attendees)	Expedited processing of permit within 10 days of event, based on approval. For events over 500 attendees	\$200	each	Fee
Parking Lot Rental Fee - Nonprofit, Half Lot Use	Nonprofit, Half Lot Use	\$12	Hour	Rent
Parking Lot Rental Fee - Nonprofit, Full Lot Use	Nonprofit, Full Lot Use	\$22	Hour	Rent
Parking Lot Rental Fee - Profit/Commercial, Half Lot Use	Profit/Commercial, Half Lot Use	\$27	Hour	Rent
Parking Lot Rental Fee - Profit/Commercial, Full Lot Use	Profit/Commercial, Full Lot Use	\$52	Hour	Rent
Late Fee	Penalties will accrue per month and be added to the total balance owed to offset costs associated with the ongoing payment collections process up to a maximum of one hundred percent (100%) of the amount payable on the due date.	10%	total fees owed/month of non-payment	Penalty
COMMUNITY CENTERS				
Staff Charge	Community Center staff charge	\$30	Hour	Fee
Additional Staff	Bookings after 6:00 PM	\$30	Hour	Fee
Viewing Fee at Non-staffed Facilities	Staff cost associated with showing non-staffed facilities	\$30	Hour/2 Hour Minimum	Fee
Reservation Maintenance & Cleaning Fee	Community Center reservation maintenance & cleaning	\$150	Booking	Fee
Cancellation - Less than 30 days prior to event	<ul style="list-style-type: none"> No Site Fee refund shall be granted if the event is canceled less than 30 days prior to the event. Full Security Deposit will be refunded if event canceled at any time prior to the event. 	Site Fees Non Refundable	Event	Fee
Cancellation - Within 60 days of event	Percentage basis on days until event <ul style="list-style-type: none"> 50% of Site Fees shall be refundable if the request is made within 60 days of the event. Full Security Deposit will be refunded if event canceled at any time prior to the event. 	Site Fees 50% Refundable	Event	Fee
Cancellation - Within 90 days of event	Percentage basis on days until event <ul style="list-style-type: none"> 90% of Site Fees paid shall be refundable if the request is made to cancel the event within 90 days of the event. Full Security Deposit will be refunded if event canceled at any time prior to the event. 	Site Fees 90% Refundable	event	Fee

MASTER FEES AND CHARGES SCHEDULE

DEPARTMENT: PARKS, RECREATION, & MARINE				
Fee Name	Description	Fee	Per	Type
FACILITY RENTALS/FEES - COMMUNITY CENTERS, PICNIC AREAS, OPEN SPACE, CAMP GROUNDS & BANDS				
Permit Change Fee	Community Center permit change	\$35	Each	Fee
Reservation Refundable Security Deposit-Activity Room	Activity Room	\$250	Booking	Rent
Reservation Refundable Security Deposit-Social Hall	Social Hall	\$375	Booking	Rent
Security Guard Fee/Youth Events	Security Guard Fee	\$36	Hour	Fee
Security Guard Fee/Youth Events - Prime Holiday Rate	Prime Holiday Rate Security Guard Fee	\$54	Hour	Fee
SOCIAL HALL/KITCHEN				
Social Hall/Kitchen - Resident	Resident, Non-Commercial use of the Social Hall/Kitchen	\$50	Hour Plus Staff Costs	Rent
Social Hall/Kitchen - Non-Resident	Non-Resident, Non Commercial use of the Social Hall/Kitchen	\$75	Hour Plus Staff Costs	Rent
Social Hall/Kitchen - Commercial	Commercial use of the Social Hall/Kitchen	\$100	Hour Plus Staff Costs	Rent
Non-Prime Time, Monday-Thursday, PRM Department & Related	PRM Department & Related	\$0	Hour	Rent
ACTIVITY ROOM				
PRM Department & Related, Large Room	PRM Department & Related use of Large Activity Room (Ramona, Orizaba)	\$0	Hour	Rent
PRM Department & Related, Small Room	PRM Department & Related, use of Small Activity Room (All Other)	\$0	Hour	Rent
Small Activity Room-Resident, Non-Commercial	Small Activity Room-Resident, Non-Commercial	\$30	Hour Plus Staff Costs	Rent
Small Activity Room - Non-Resident, Non-Commercial	Non-Resident, Non-Commercial use of Small Activity Room (All Other)	\$50	Hour Plus Staff Costs	Rent
Small Activity Room - Commercial	Commercial use of Small Activity Room (All Other)	\$70	Hour Plus Staff Costs	Rent
Large Activity Room - Commercial	Commercial use of Large Activity Room (Ramona, Orizaba)	\$80	Hour Plus Staff Costs	Rent
Resident, Non-Commercial, Large Activity Room	Resident, Non-Commercial use of Large Activity Room (Ramona, Orizaba)	\$40	Hour Plus Staff Costs	Rent
Non-Resident, Non-Commercial, Large Activity Room	Non-Resident, Non-Commercial use of Large Activity Room (Ramona, Orizaba)	\$60	Hour Plus Staff Costs	Rent
SENIOR CENTER				

MASTER FEES AND CHARGES SCHEDULE

DEPARTMENT: PARKS, RECREATION, & MARINE				
Fee Name	Description	Fee	Per	Type
FACILITY RENTALS/FEES - COMMUNITY CENTERS, PICNIC AREAS, OPEN SPACE, CAMP GROUNDS & BANDS				
Auditorium or Ballroom, w/ Kitchen Fees, Resident	Auditorium or Ballroom, w/ Kitchen Fees, Resident	\$55	Hour	Rent
Auditorium or Ballroom, w/ Kitchen Fees - Non-Resident	Auditorium or Ballroom, w/ Kitchen Fees - Non-Resident	\$70	Hour	Rent
Conference & Activity Rooms Fees - Resident	Conference & Activity Rooms Fees - Resident	\$35	Hour	Rent
Conference & Activity Rooms Fees - Non-Resident	Conference & Activity Rooms Fees - Non-Resident	\$45	Hour	Rent
Conference & Activity Room - Corporate	Conference & Activity Room - Corporate	\$55	Hour	Rent
Office Space Leases Fees	Senior Center office space leases fee	\$1.25 - \$1.50	Sq. Ft per Month	Rent
Deposit Fees	Senior Center deposit fee	Varies	Scope of Event	Fee
Senior Parking Pass	Senior Day Use Parking at Senior Center	\$12	Year	Rent
Overnight Parking Permit	Senior Center Overnight Parking Permit - Monthly. Available for anytime	\$45	Month	Fee
Senior Center Coffee Shop Catered Dinners	Catered dinners	\$0.05 - \$50	Item	Fee
Senior Center Coffee Shop Food Items	Various food items	\$0.05 - \$50	Item	Fee
Senior Center Thrift Shop Items for Resale	Various items for resale	\$0.10 - \$100	Item	Fee
Various Items for resale on consignment		25% to the City; 75% to the Maker	Item	Fee
PICNIC AREAS				
Special Events: additional requirements & fees applied by the Special Events Office upon issuance of Special Event Permit				
VEHICLE PARK ENTRY FEES				
Annual Vehicle Park Pass Replacement Pass	Annual Vehicle Park Pass Replacement Fee	\$25	Each	Penalty
Park Staff Charges	Recreation Leader/Specialists IV to VII	\$30 - \$66	Hour	Fee
Park Pre-Rental Cleaning	Park Pre-Rental Cleaning	\$69 - \$200	Site	Fee
Vehicle Park Gate Entry - Monday thru Thursday	Passenger Vehicle, Monday thru Thursday	\$6	Vehicle	Rent
Vehicle Park Gate Entry - Friday	Passenger Vehicle, Friday	\$7	Vehicle	Rent
Vehicle Park Gate Entry - Weekends	Passenger Vehicle, Saturday & Sunday	\$8	Vehicle	Rent

MASTER FEES AND CHARGES SCHEDULE

DEPARTMENT: PARKS, RECREATION, & MARINE				
Fee Name	Description	Fee	Per	Type
PICNIC AREAS				
Vehicle Park Gate Entry - Major Holidays	Major Holidays * Holiday rate includes the following days: New Year's Day, Martin Luther King Jr Day, President's Day, Easter Sunday, Memorial Day weekend (Sat, Sun & Mon), July 4th, Labor Day weekend (Sat, Sun & Mon), Thanksgiving Day, Mother's Day and Father's Day	\$9	Vehicle	Rent
Vehicle Park Gate Entry -Oversized or Vehicles with Trailer -Weekdays	Vehicle Park Gate Entry for Oversized or Vehicle with Trailer, Weekdays	\$11	Per Vehicle	Rent
Vehicle Park Gate Entry - Oversized Vehicles -Weekends	Vehicle Park Gate Entry - Oversized Vehicles -Weekends	\$15	Per Vehicle	Rent
Vehicle Park Gate Entry - Oversized or Vehicles with Trailer -Major Holidays	Vehicle Park Gate Entry for Oversized or Vehicle with Trailer, Weekends	\$21	Per Vehicle	Rent
Vehicle Park Gate Entry - School Buses	Vehicle Park Gate Entry - School Buses	\$30	Each	Rent
Vehicle Park Gate Entry - Other Buses	Vehicle Park Gate Entry - Other Buses	\$35	Each	Rent
Vehicle Park Gate Entry - "E" Plate	Vehicle Park Gate Entry - "E" Plate	\$0	Each	Rent
Annual Vehicle Park Pass - General Public Use (First Vehicle)	Annual Vehicle Park Pass - General Public Use (First Vehicle)	\$65	Each	Rent
Annual Vehicle Park Pass - Seniors/Disabled/Veterans (First Vehicle)	Annual Vehicle Park Pass - Seniors/Disabled/Veterans (First Vehicle)	\$40	Each	Rent
CAMP GROUNDS				
Youth Camping Fees-Youth Resident Fees	Youth Resident Fees	\$28 - \$114	Site/Night	Rent
Youth Camping Fees-Youth Non-Resident Fees	Youth Non-Resident Fees	\$49 - \$136	Site/Night	Rent
Youth Camping Fees-Key Security Deposit	Key Security Deposit	\$57	Each	Rent
Youth Camping Fees-Security Deposit	Security Deposit	\$140	Site	Rent
MARATHON/BIKE RACES FEES (NON SPECIAL EVENT)				
Runs, Walks, etc. Under 100 (City)	Permit and coordination of marathons, bike races, walks, etc. Under 100 participant at event	\$65	Day	Rent
Runs, Walks, etc. 100-400 (City)	Permit and coordination of marathons, bike races, walks, etc. 100-400 participants	\$130	Day	Fee

MASTER FEES AND CHARGES SCHEDULE

DEPARTMENT: PARKS, RECREATION, & MARINE				
Fee Name	Description	Fee	Per	Type
PICNIC AREAS				
Runs, Walks, etc. Over 400 (City)	Permit and coordination of marathons, bike races, walks, etc. Over 400 participants	\$195	Day	Fee
RESERVABLE PICNIC SITES FEES				
Arbor Day Grove Picnic Rental Family or Non-Profit Rate	Family or Non-Profit Rate	\$335	Site	Rent
Arbor Day Grove Picnic Rental Rates-Group & Company Rate	Private Group or Company Rate. Area capacity is 250	\$500	Site/Day	Rent
Arbor Day Grove Picnic Rental Rates-Security Deposit	Security Deposit	\$140	Site	Rent
Golden Grove Picnic Rental-Family or Non-Profit Rate	Family or Non-Profit Rate. Area capacity is 3,000	\$800	Site/day	Rent
Golden Grove Picnic Rental-Private Group or Company	Private Group or Company Rate. Area capacity is 3,000	\$1,200	Site/Day	Rent
Golden Grove Picnic Rental Rates-Security Deposit	Security Deposit	\$140	Site	Rent
Horseshoe Lake Picnic Rental-Family or Non-Profit Rate	Family or Non-Profit Rate. Area capacity is 100	\$250	Site/Day	Rent
Horseshoe Lake Picnic Rental-Private Group or Company	Private Group or Company Rate. Area capacity is 100	\$375	Site/Day	Rent
Horseshoe Lake Picnic Rental Rates-Security Deposit	Security Deposit	\$140	Site	Rent
Sycamore Grove Picnic Rental-Family or Non-Profit Rate	Family or Non-Profit Rate. Area capacity is 250	\$335	Site/Day	Rent
Sycamore Grove Picnic Rental-Private Group or Company	Private Group or Company Rate. Area capacity is 250	\$500	Site/Day	Rent
Sycamore Grove Picnic Rental Rates-Security Deposit	Security Deposit	\$140	Site	Rent
Lakeview Grove Picnic Rental-Family or Non-Profit Rate	Lakeview Grove Picnic Rental-Family or Non-Profit Rate	\$500	Site/Day	Rent
Lakeview Grove Picnic Rental-Private Group or Company	Private Group or Company Rate. Area capacity is 400	\$750	Site/Day	Rent

MASTER FEES AND CHARGES SCHEDULE

DEPARTMENT: PARKS, RECREATION, & MARINE				
Fee Name	Description	Fee	Per	Type
PICNIC AREAS				
Lakeview Grove Picnic Rental Rates-Security Deposit	Security Deposit	\$140	Site	Rent
EXCLUSIVE AREA USE				
AREA III - HOURLY RATES				
Area III Commercial/Professional Rates-Exclusive Use - 4 Hour Block	Exclusive Use for Promotion, Available everyday in the AM or weekdays in the PM. Exclusive use is not available on Holidays	\$2,660	4 Hours Minimum	Rent
Area III Commercial/Professional Rates-Exclusive Use - All Day Summer (7 AM - 8 PM)	Full day 7 AM - 8 PM (12 hours) exclusive use for promotion during the Summer months. Exclusive use is not available on Holidays	\$7,980	Day	Rent
Area III Commercial/Professional Rates-Exclusive Use - All Day Winter (7 AM - 5 PM)	Full day 7 AM - 5 PM (9 hours) exclusive use for promotion during the Winter months. Exclusive use is not available on Holidays	\$5,985	Day	Rent
Non-Profit Group Rates-Exclusive Use - 4 Hour Block	Exclusive Use for Promotion, Available everyday in the AM or weekdays in the PM. Exclusive use is not available on Holidays	\$1,840	4 Hours Minimum	Rent
Non-Profit Group Rates-Exclusive Use for Promotion - All Day Summer (7 AM - 8 PM)	Full day 7 AM - 8 PM (12 hours) exclusive use for promotion during the Summer months. Exclusive use is not available on Holidays	\$5,520	Day	Rent
Non-Profit Group Rates-Exclusive Use - All Day Winter (7 AM - 5 PM)	Full day 7 AM - 5 PM (9 hours) exclusive use for promotion during the Winter months. Exclusive use is not available on Holidays	\$4,140	Day	Fee
Area III Security Deposit	Area III Security Deposit	50% of rate	Area/Event	Rent
EXCLUSIVE USE - DAILY				
NON-RESERVABLE PICNIC AREAS				
Also included on Facility Reservation & Picnic Sites Fee Schedule				
Open Space Special Use Permit with Commercial Providers		\$75	Day	Fee
OPEN SPACE /PICNIC AREAS				
Fees for Fundraising Activities in Open Space and Picnic Areas				
Open Space/Picnic Area Rental Rates-Commercial Company	Commercial Company	\$660	Each	Rent

MASTER FEES AND CHARGES SCHEDULE

DEPARTMENT: PARKS, RECREATION, & MARINE				
Fee Name	Description	Fee	Per	Type
EXCLUSIVE USE - DAILY				
Open Space/Picnic Area Rental Rates-Promotion/Publicity	Use of open space/picnic area, outside of reservable area. Promotion/Publicity	\$390	Each	Rent
Open Space/Picnic Area Rental Rates-Nonprofit Group	Use of open space/picnic area, outside of reservable area. Nonprofit Group	\$200	Each	Rent
Open Space/Picnic Area Rental Rates-Security Deposit	Security Deposit	\$535 - \$1,045	Each	Rent
Open Space Special Event Fee	Open Space Special Event Fee	\$175	Each	Rent
Open Space Special Event Security Deposit	Security Deposit	\$150 - \$500 as determined by staff	Day	Rent
PICNIC SHELTERS				
Various				
Family/Non-Profit Fee	Family or non-profit picnic shelter fee	\$70	Day	Rent
Company Fee	Company picnic shelter fee	\$140	Day	Rent
Refundable Deposit	Picnic Shelter Refundable Deposit	\$140	Day	Rent
PARK NONRESERVABLE AREAS (Requires Permit Administrative Fee)				
Permit to Gather (26-100 persons)	26-100 persons	\$0 plus \$40 Permit Admin Fee	Day	Fee
Permit to Gather (101 - 200 persons)	101 - 200 persons	\$60 plus \$40 Permit Admin Fee	Day	Fee
Permit to Gather (201+ persons)	201+ persons	\$160 plus \$40 Permit Admin Fee	Day	Fee
PARK RESERVABLE PICNIC AREAS				
Pre-Permit Cleanup Fee		\$70 - \$206	Depends on Site	Fee
EL DORADO WEST				
Sites A,B,C Rental Rates - Family/Non-Profit Rate	Family/Non-Profit Rate	\$160	Site	Rent
Sites A,B,C Rental Rates - Commercial Company	Commercial Company	\$250	Site	Rent
Sites A,B,C,D Rental Rates - Security Deposit	Security Deposit	\$140	Day	Rent
HOUGHTON PARK				

MASTER FEES AND CHARGES SCHEDULE

DEPARTMENT: PARKS, RECREATION, & MARINE				
Fee Name	Description	Fee	Per	Type
HOUGHTON PARK				
Shelter Rental Rates-Family Rate	Family Rate	\$140	Site	Rent
Shelter Rental Rates-Nonprofit Group	Nonprofit Group	\$200	Site	Rent
Shelter Rental Rates-Commercial Company	Commercial Company	\$275	Site	Rent
Shelter Rental Rates-Security Deposit	Security Deposit	\$140	Day	Rent
AMPHITHEATRE				
Chavez Park Amphitheatre Rental Rates - Family/Non-Profit Rate	Family/Non-Profit Rate	\$400	Site	Rent
Chavez Park Amphitheatre Rental Rates - Commercial Company	Commercial Company	\$675	Site	Rent
Chavez Park Amphitheatre Rental Rates - Security Deposit	Security Deposit	\$140	Day	Rent
BANDSHELLS				
Staff Charge	Staff charge associated with band shelter rental	\$30 - \$75	Hour	Fee
Pre-Permit Clean Up Fee		\$70 - \$210	Varies by Site	Fee
Bixby Bandshell Rental Rates - Family/Non-Profit Rate	Family/Non-Profit Rate	\$250	Site	Rent
Bixby Bandshell Rental Rates - Commercial Company	Commercial Company	\$400	Site	Rent
Bixby Bandshell Rental Rates - Security Deposit	Security Deposit	\$140	Day	Rent
Recreation Park Bandshell Rental Rates - Family/Non-Profit Rate	Family/Non-Profit Rate	\$500	Site	Rent
Recreation Park Bandshell Rental Rates - Commercial Company	Commercial Company	\$650	Site	Rent
Recreation Park Bandshell Rental Rates - Security Deposit	Security Deposit	\$140	Day	Rent
El Dorado West/Willow Grove Bandshell Rental Rates-Family/Non-Profit Rate	Family/Non-Profit Rate	\$300	Site	Rent

MASTER FEES AND CHARGES SCHEDULE

DEPARTMENT: PARKS, RECREATION, & MARINE				
Fee Name	Description	Fee	Per	Type
BANDSHELLS				
El Dorado West/Willow Grove Bandshell Rental Rates-Commercial Company	Commercial Company Rental Rates	\$450	Site	Rent
El Dorado West/Willow Grove Bandshell Rental Rates-Security Deposit	Security Deposit	\$140	Day	Rent
INFLATABLE MOON BOUNCE PERMIT FEES				
Inflatable Moon Bounce Permit Fees - Moon Bounce	Moon Bounce	\$35	Day	Fee
Inflatable Moon Bounce Permit Fees - Inflatable Slide	Inflatable Slide	\$45	Day	Fee
Inflatable Moon Bounce Permit Fees - Inflatable Obstacle Course	Inflatable Obstacle Course	\$56	Day	Fee
Inflatable Moon Bounce Permit Fees - Rock Climbing Wall	Rock Climbing Wall	\$65	Day	Fee
Vendor Listing Fee - Moon Bounces	Insurance Processing Fee - Moon Bounces	\$350	Vendor	Fee
PRE-SCHOOLS				
Facility Site Fee - Various Locations	Co-Op Nursery School Site Fee	\$165 - \$500	Annual Rate	Rent
FILMING LOCATION				
Commercial Filming Location Fees - Department Sites Rental Rates	Department Sites Rental Rates	\$260	Hour, Plus Staff Costs	Rent
Commercial Filming Location Fees - Park Staff	Park Staff	\$30 - \$75	Hour	Rent
Still photo shoot	Still photo shoot at City parks	\$200	Day	Rent
El Dorado Park East - Still photo shoot	El Dorado Park East - Still photo shoot	\$300	Day	Rent
Commercial Filming Location Fees - Community Pool Filming	Community Pool Filming	\$275	Hour (Plus Staff Costs)	Rent
Parks - Film/Commercial	Parks - Film/Commercial	\$800	Day	Rent
Commercial Filming Location Fees - Nature Center Filming	Nature Center Filming	\$5,325	Day	Rent

MASTER FEES AND CHARGES SCHEDULE

DEPARTMENT: PARKS, RECREATION, & MARINE				
Fee Name	Description	Fee	Per	Type
FILMING LOCATION				
Commercial Filming Location Fees - Manazar Gamboa Community Theatre	Manazar Gamboa Community Theatre	\$2,000	Day	Rent
El Dorado Park East - Film/Commercial	El Dorado Park East - Film/Commercial	\$2,000	Day	Rent
Commercial Filming Location Fees - Skate Park Rental Rates	Skate Park Rental Rates	\$3,750	Day	Rent
HOMELAND CENTER				
Homeland Center-Specialty Classes	Specialty Classes	\$2-\$20	Class	Fee
Homeland Center-Dance Fest	Dance Fest	\$5-\$20	Class	Fee
Staff Charge (non-technical)	Staff Charge (non-technical) Manazar Gamboa Community Theatre	\$30	Hour	Fee
Staff Charge (technical-lighting or sound technician)	Staff Charge (technical-lighting or sound technician) Manazar Gamboa Community Theatre	\$35	Hour	Fee
Theatre Lighting	Theatre Lighting Manazar Gamboa Community Theatre	\$55	Event	Fee
Sound System	Sound System Manazar Gamboa Community Theatre	\$55	Event	Fee
Refundable Security Deposit	Refundable Security Deposit Manazar Gamboa Community Theatre	\$375	Event	Fee
Rental (resident) Manazar Gamboa Community Theatre	Rental (resident) Manazar Gamboa Community Theatre	\$80	Hour	Rent
Rental (non-resident) Manazar Gamboa Community Theatre	Rental (non-resident) Manazar Gamboa Community Theatre	\$105	Hour	Rent
Rental (non-profit) Manazar Gamboa Community Theatre	Rental (non-profit) Manazar Gamboa Community Theatre	\$80	Hour	Rent
Rental (for profit) Manazar Gamboa Community Theatre	Rental (for profit) Manazar Gamboa Community Theatre	\$155	Hour	Rent
Filming Manazar Gamboa Community Theatre	Filming Manazar Gamboa Community Theatre	\$2,000	Day	Rent
NATURE CENTER				
Nature Center Night Walks	Night time guided exploration tour of Nature Center Trails	\$5	Participant	Fee
Naturalist Led Special Classes	Nature Center Naturalist Led Special Classes	\$10 - \$20	Child/Class	Fee

MASTER FEES AND CHARGES SCHEDULE

DEPARTMENT: PARKS, RECREATION, & MARINE				
Fee Name	Description	Fee	Per	Type
NATURE CENTER				
Parent and Me Pre School Class	Nature Center - Parent and Me Pre School Class	\$20	Child/Class	Fee
Additional Participant Fee	Nature Center - Additional participants in the Parent and Me Pre School Class	\$10	Class	Fee
Tales and Trails Pre School Program	Nature Center Tales and Trails Pre School Program	\$40	Child/Session	Fee
Bubble, Fizz Boom Pre School Program	Nature Center Bubble, Fizz Boom Pre School Program	\$55	Child/Session	Fee
Pre School in Nature	Nature Center Pre School in Nature	\$100	Child/Session	Fee
Guided School Tours	Nature Center Guided School Tours	\$5 - \$8	Participant	Fee
Guided Tours (Non-school Organizations)	Nature Center Guided Tours (Non-school Organizations)	\$5	Participant	Fee
Tours Permit Fee	Nature Center Tours Permit Processing Fee	\$22	Each	Fee
Backpack Tour Kit (Self Guiding)	Nature Center Backpack Tour Kit (Self Guiding)	\$10	Kit	Fee
Nature Kids Summer Camp (Preschool)	Nature Center Nature Kids Summer Camp (Preschool)	\$100	Child/Week	Fee
Nature Kids Summer Camp (Elementary)	Nature Center Nature Kids Summer Camp (Elementary)	\$120	Child/Week	Fee
Spring/Winter Break Workshops	Nature Center	\$20	Workshop	Fee
MERCHANDISE				
Nature Center Bookstore Fee	Nature Center Bookstore Various Items for Resale	\$.25 - \$50	Item	Fee
COMMUNITY & SCHOOL POOLS				
JORDAN, KING, MILLIKAN & SILVERADO POOLS				
We do not offer diving classes or party rentals at the school pools				
Daily Admission Fees-Adult	Adult	\$3	Person	Fee
Daily Admission Fees-Youth	Youth	\$1	Person	Fee
Daily Admission Fees-Senior	Senior	\$2	Person	Fee
Ticket Book for Adults	Each book contains 25 Tickets	\$65	Book	Fee
Ticket Book for Youth	Valid for 25 sessions. \$5 discount for purchase of 25 visits.	\$20	Book	Fee
Ticket Book for Senior	Each book contains 25 Tickets	\$40	Book	Fee
Replacement Membership Card	Replacement Membership Card	\$8	Card	Fee

MASTER FEES AND CHARGES SCHEDULE

DEPARTMENT: PARKS, RECREATION, & MARINE				
Fee Name	Description	Fee	Per	Type
COMMUNITY & SCHOOL POOLS				
Permit Administrative Fee (non-refundable)	Permit Administrative Fee (non-refundable)	\$40	Each	Fee
King Pool Activity Room Rental	King Pool Activity Room Rental	\$30	Hour	Rent
Group Rental Rates - Business or For Profit, 10-40 patrons	10-40 patrons	\$100	Hour	Rent
Group Rental Rates - Business or For Profit, 41-80 patrons	41-80 patrons	\$150	Hour	Rent
Group Rental Rates - Business or For Profit, 81-100 patrons	81-100 patrons	\$200	Hour	Rent
Group Rental Rates - Business or For Profit, 101-120 patrons	101-120 patrons	\$250	Hour	Rent
Group Rental Rates - Resident or Non-profit, 10-40 patrons	10-40 patrons	\$75	Hour	Rent
Group Rental Rates - Resident or Non-profit, 41-80 patrons	41-80 patrons	\$100	Hour	Rent
Group Rental Rates - Resident or Non-profit, 81-100 patrons	81-100 patrons	\$125	Hour	Rent
Group Rental Rates - Resident or Non-profit, 101-120 patrons	101-120 patrons	\$150	Hour	Rent
Lane Rental		\$25	Lane/Hour	Rent
Lifeguard Fee		\$30	Hour	Fee
SWIMMING LESSONS AND ACTIVITIES				
We do not offer diving classes or party rentals at the school pools				
Group Swim Adult Fees	Cost is for 10 weeks	\$50	Session	Fee
Group Swim Youth Fees	Cost is for 10 weeks	\$40	Session	Fee
Water Aerobics - Non Senior	49 years old and younger. Fee is per class.	\$3	Class	Fee
Private Lessons Fee		\$185	Session	Fee
Semi-Private Lessons Fee		\$124	Session	Fee
SPECIAL SERVICES FEES				

MASTER FEES AND CHARGES SCHEDULE

DEPARTMENT: PARKS, RECREATION, & MARINE				
Fee Name	Description	Fee	Per	Type
SPECIAL SERVICES FEES				
Movie & Equipment Rental Fee - LBUSD School Organizations	Movie/Equipment/Staff - LBUSD School Organizations	\$1,100	Event	Rent
Movie & Equipment Rental Fee - Popcorn Machine/Popcorn/Supplies	Popcorn Machine/Popcorn/Supplies	\$125 - \$350	Event	Rent
Movie & Equipment Rental Fee: Replacement Fee - Small Screen	Replacement Fee - Small Screen	\$295	Event	Rent
Movie & Equipment Rental Fee: Replacement Fee - Large Screen	Replacement Fee - Large Screen	\$320	Event	Rent
Movie & Equipment Rental Fee - Non Profit Organizations	Movie/Equipment/Staff - Non Profit Organizations	\$1,200	Event	Rent
Movie & Equipment Rental Fee - Long Beach Resident	Movie/Equipment/Staff - Long Beach Resident	\$1,400	Event	Rent
Movie & Equipment Rental Fee - Non Resident	Movie/Equipment/Staff - Non Resident	\$1,700	Event	Rent
USER SERVICES				
Advertising, Merchandise, & Fax Fees				
Newsletter Fee - Ad Space/Issue	Ad Space/Issue	\$26 - \$232	Each	Fee
Ad Design Services - Custom Ad Creation and Editing	Custom Ad Creation and Editing	\$58	Hour	Fee
Quarterly Brochure Non-Profit Fees - Full Color Back Cover Ad	Full Color Ad Back Cover	\$2,500	Issue	Fee
Quarterly Brochure Non-Profit Fees - Full Page Full Color Ad	Full Page Full Color Ad	\$1,350	Issue	Fee
Quarterly Brochure Non-Profit Fees - Half Page Full Color Vertical Ad	Half Page Full Color Vertical Ad	\$800	Issue	Fee
Quarterly Brochure Non-Profit Fees - Half Page Full Color Horizontal Ad	Half Page Full Color Horizontal Ad	\$800	Issue	Fee
Quarterly Brochure Non-Profit Fees - Quarter Page Full Color Ad	Quarter Page Full Color Ad	\$450	Issue	Fee
Ad Space/Commercial Fees - Full Color Back Cover Ad	Full Color Ad Back Cover	\$2,700	Issue	Fee

MASTER FEES AND CHARGES SCHEDULE

DEPARTMENT: PARKS, RECREATION, & MARINE				
Fee Name	Description	Fee	Per	Type
USER SERVICES				
Ad Space/Commercial Fees - Inside Front Cover	Inside Front Cover	\$2,350	Issue	Fee
Ad Space/Commercial Fees - Inside Back Cover	Inside Back Cover	\$2,350	Issue	Fee
Ad Space/Commercial Fees - Full Color Full Page Ad	Full Color Full Page Ad	\$1,700	Issue	Fee
Ad Space/Commercial Fees - Half Page Full Color Vertical Ad	Half Page Full Color Vertical Ad	\$950	Issue	Fee
Ad Space/Commercial Fees - Half Page Full Color Horizontal Ad	Half Page Full Color Horizontal Ad	\$950	Issue	Fee
Ad Space/Commercial Fees - Quarter Page Full Color Ad	Quarter Page Full Color Ad	\$550	Issue	Fee
Multiple Insertion Discount Fee - (2) Insertions paid in advance	Discounts given in consideration of multiple reservations for paid ad space. 10% discount for commitments to two issues, and 20% discount for three or more issues.	10%	Each	Fee
Multiple Insertion Discount Fee - (3 or more) Insertions paid in advance	Discounts given in consideration of multiple reservations for paid ad space. 10% discount for commitments to two issues, and 20% discount for three or more issues.	20%	Each	Fee
SUNNYSIDE CEMETERY				
Cremation Burial (Open/Close)	Cremation Burial (Open/Close)	\$800	Each	Fee
Regular Burial (Open/Close) - Single	Regular Burial (Open/Close) - Single	\$1,500	Each	Fee
Regular Burial (Open/Close) - Double	Regular Burial (Open/Close) - Double	\$1,700	Each	Fee
Companion Conversion	Companion Conversion	\$5,700	Each	Fee
Disposition Permit	Disposition Permit	\$8.50	Each	Fee
Marker Set (Without cement border)	Marker Set (Without cement border)	\$200	Each	Fee
Marker Set (With cement border)	Marker Set (With cement border)	\$250	Each	Fee
Vault (Sissell # 5)	Vault (Sissell # 5)	\$600	Each	Fee
Vault (With Saturday Delivery)	Vault (With Saturday Delivery)	\$800	Each	Fee
Vault (Cremation)	Vault (Cremation)	\$200	Each	Fee
Vault (Cremation-Oversize)	Vault (Cremation-Oversize)	\$250	Each	Fee

MASTER FEES AND CHARGES SCHEDULE

DEPARTMENT: PARKS, RECREATION, & MARINE				
Fee Name	Description	Fee	Per	Type
SUNNYSIDE CEMETERY				
Grave- Single	Grave- Single	\$6,500	Each	Fee
Grave- Double	Grave- Double	\$8,000	Each	Fee
Grave - Cremation	Grave - Cremation	\$2,650	Each	Fee
Flower vase (in ground)	Flower vase (in ground)	\$50	Each	Fee
Graveside Service (Chairs)	Graveside Service (Chairs)	\$110	Each	Fee
Weekend Services	Weekend Services	\$450	Each	Fee
GOLF OPERATION FEES				
<p>Golf operations fees are subject to annual fee increases in per Lease #17448 between the City of Long Beach and the American Golf Corporation (AGC), and reviewed by the Parks, Recreation and Marine Golf Advisory Committee. Under Lease #17448, fee increases may be at a rate equivalent to or less than the cumulative Consumer Price Index (CPI) since the last increase. Any changes above the CPI may be approved by the City Manager. Please reference the following for a listing of most current rates and charges:</p> <p>https://www.longbeach.gov/globalassets/park/media-library/documents/recreation-programs/sports-and-athletics/golf/city-of-long-beach-schedule-of-golf-fees-and-charges--1-</p>				
City of Long Beach Schedule of Golf Fees and Charges	<p>golf operations fees are subject to annual fee increases in per Lease #17448 between the City of Long Beach and the American Golf Corporation (AGC), and reviewed by the Parks, Recreation and Marine Golf Advisory Committee. Under Lease #17448, fee increases may be at a rate equivalent to or less than the cumulative Consumer Price Index (CPI) since the last increase. Any changes above the CPI may be approved by the City Manager. Please reference the following for a listing of most current rates and charges:</p> <p>https://www.longbeach.gov/globalassets/park/media-library/documents/recreation-programs/sports-and-athletics/golf/city-of-long-beach-schedule-of-golf-fees-and-charges--1-</p>	See Parks, Recreation & Marine Website	0	Fee
TIDELANDS FEES				
THE FOLLOWING TIDELANDS AND SPECIAL EVENT FEES ARE APPROVED BY THE LONG BEACH CITY COUNCIL THROUGH THE ADOPTION OF A RESOLUTION DURING A HEARING.				
BAYSHORE AND COLORADO LAGOON FACILITIES				
Event Rental	Facility rental fee at Bayshore and Colorado Lagoon sites	260	Event	Rent
Facility Site Fee - Various Locations	Pre-school co-op school use at Bayshore and Colorado Lagoon sites	\$176 - \$500	Annual Rate	Rent
BELMONT PLAZA POOL				

MASTER FEES AND CHARGES SCHEDULE

DEPARTMENT: PARKS, RECREATION, & MARINE				
Fee Name	Description	Fee	Per	Type
BELMONT PLAZA POOL				
Late Fee	Penalties will accrue per month and be added to the total balance owed to offset costs associated with the ongoing payment collections process up to a maximum of one hundred percent (100%) of the amount payable on the due date.	10%	total fees owed/month of non-payment	Penalty
GROUP RENTAL RATES				
Filming at Belmont Pool	Filming location fee for Belmont Pool, includes staff	435	Hour or \$4,800 for 12-hour day	Rent
Business/Profit	Company businesses	\$350	Hour	Rent
SWIMMING LESSONS/ACTIVITIES				
General Admission - Adults	Recreation/lap swim	4	Session	Fee
General Admission - Seniors	Recreation/lap swim	3	Session	Fee
General Admission - Children	Recreation/lap swim	1	Session	Fee
Lane Rental - 25 meter	Cost is per lane per hour - 25 meter	\$35	Lane/Hr	Rent
Lane Rental - 50 meter	Cost is per lane per hour - 50 meter	\$70	Lane/Hr	Fee
Private Lessons	8 lessons/25 minutes each	200	Person	Fee
Semi-Private Lessons	2 to 3 students (8 lessons/25 minutes each)	128	Person	Fee
Group Lessons, Adult	Cost is for 8 lessons	65	Person	Fee
Group Lessons, Youth	Cost is for 8 lessons	55	Person	Fee
Water Aerobics (daily) Non-Seniors	49 years old and younger. Fee is per class	6	Class	Fee
Plaza Pass Fee (Water Aerobics)	Fee is for a 10 class pass. \$20 discount for purchase of 10 classes	\$48	10 Classes	Fee
Adult Plaza Pass (Recreation/Lap Swim)	Valid for 25 sessions. \$13 discount for purchase of 25 visits.	87	Person	Fee
Senior Plaza Pass (Recreation/Lap Swim)	Valid for 25 sessions. \$17 discount for purchase of 25 visits.	58	Person	Fee
Youth Plaza Pass (Recreation/Lap Swim)	Valid for 25 sessions. \$5 discount for purchase of 25 visits.	20	Person	Fee
Lifeguard Training	American Red Cross certification course	\$170	Person	Fee
Lifeguard Challenge (Re-certification of Lifeguard Challenge)	American Red Cross certification course	\$110	Person	Fee
Water Safety Instructor	American Red Cross certification course	\$170	Person	Fee

MASTER FEES AND CHARGES SCHEDULE

DEPARTMENT: PARKS, RECREATION, & MARINE				
Fee Name	Description	Fee	Per	Type
BELMONT PLAZA POOL				
Lifeguard Fee	Additional staff charge based on size of event	35	Hour/Lifeguard	Fee
Application Fee-For an event that charges an admission fee	For an event that charges an admission fee	235	Each	Fee
Application Fee-For an event that does not charge an admission fee	For an event that does not charge an admission fee	125	Each	Fee
Merchandise Sales	Advanced approval required	15%	Gross Sales	Fee
Merchandise Sales - Tickets, programs, event t-shirts	Advanced approval required	5%	Gross Sales	Fee
Food Concession Operation		15%	Gross Sales	Fee
BELMONT PLAZA OUTDOOR POOLS				
RENTAL RATES (BASED ON AVAILABLE OUTDOOR POOL)				
Swim/Water Polo Practice Group I - Long Beach-based Public Educational Institutions (whole pool)	Hourly rental of new outdoor pool for swimming or water polo practice for Long Beach-based public educational institutions	\$20	Hour	Fee
Short Course Swim Practice - Group II Teams (Non-Profit with 60% LB residents; space available basis)	Hourly rental of deep end of new outdoor pool for water polo practice for nonprofit groups comprised of at least 60% Long Beach residents	\$6 Short Course	HOUR	Fee
Long Course Swim Practice - Group II Teams (Non-Profit with 60% LB residents; space available basis)	Hourly rental of a 50-meter lane Hourly rental of a 50-meter lane by nonprofit groups comprised of at least 60% Long Beach residents by nonprofit groups comprised of at least 60% Long Beach residents	\$10 Long Course	Hour	Fee
Short Course Swim Practice - Group III Teams (Non-Profit; space available basis)	Hourly rental of a 25-yard or 25-meter lane by nonprofit groups	\$7 Short Course	Hour	Fee
Long Course Swim Practice - Group III Teams (Non-Profit; space available basis)	Hourly rental of a 50-meter lane by nonprofit groups	\$12 Long Course	Hour	Fee
Deep Lane Water Polo Practice - Group II Teams (Non-Profit with 60% LB residents; space available basis)	Hourly rental of deep end of new outdoor pool for water polo practice for nonprofit groups comprised of at least 60% Long Beach residents	\$45 (Deep Lanes)	Hour	Fee

MASTER FEES AND CHARGES SCHEDULE

DEPARTMENT: PARKS, RECREATION, & MARINE				
Fee Name	Description	Fee	Per	Type
BELMONT PLAZA OUTDOOR POOLS				
Deep Lane Water Polo Practice - Group III Teams (Non-Profit; space available basis)	Hourly rental of deep end of new outdoor pool for water polo practice for nonprofit groups	\$55 (Deep Lanes)	Hour	Fee
Whole Pool Competition Rental - Groups I & II (Long Beach-based Public Educational Institutions and Non-Profit with 60% LB residents; space available basis)	Hourly rental of entire new outdoor pool for a swimming or water polo competition, by Long Beach-based public educational institutions or by nonprofit groups comprised of at least 60% Long Beach residents	\$85, no Permit Fee; 15% concession sales	Hour	Fee
Whole Pool Competition Rental Group III (Non-Profit; space available basis)	Hourly rental of entire new outdoor pool for a swimming or water polo competition	\$160, \$115 Permit Fee; 15% concession sales	Hour	Fee
Exclusive Use - Small Outdoor Pool	Hourly rental of the entire small outdoor pool (does not include amenities included in existing Private Party – Small Outdoor Pool)	72	Hour	Fee
Private Party - Small Outdoor Pool	Hourly rental of the entire small outdoor pool for parties; includes amenities like tables, chairs, umbrellas and inflatable toys	\$135	Hour	Fee
DAY CAMPS-AQUATICS -TIDELANDS				
Aquatic Camp	Camp is 35 hours per week	165	Child/Week	Fee
Daily Fee	Single day fee used to prorate weeks without five days of camp	37	Child/Day	Fee
Counselor-In-Training	Ages 13 – 17, must have completed 8th grade. Participants learn team building activities, camper supervision and boating skills in addition to obtaining valuable Red Cross CPR certification. Participants must be able to attend the entire three-week program. Three week course, 9:00 a.m. - 4:00 p.m.	320	Each	Fee
Modified Summer Camp Programming Fee (includes before and after care; 7- 9 am & 4 - 6 pm)	Modified Summer Camp Programming Fee (includes before and after care; 7- 9 am & 4 - 6 pm)	\$50 - \$149	Child/Week	Fee
Modified Summer Camp Programming Fee (base hours only- 9:00 am - 4:00 pm)	Modified Summer Camp Programming Fee (base hours only- 9:00 am - 4:00 pm)	\$30 - \$114	Child/Week	Fee
AQUATIC DAY CAMP EXTENDED CARE				
Child care before and/or after camp				

MASTER FEES AND CHARGES SCHEDULE

DEPARTMENT: PARKS, RECREATION, & MARINE				
Fee Name	Description	Fee	Per	Type
DAY CAMPS-AQUATICS -TIDELANDS				
Aquatic Day Camp A.M. Session (7:00 a.m. - 9:00 a.m.)	Aquatic Day Camp A.M. Session (7:00 a.m. - 9:00 a.m.)	\$28	Week/Child	Fee
Aquatic Day Camp P.M. Session (4:00 p.m. - 6:00 p.m.)	Aquatic Day Camp P.M. Session (4:00 p.m. - 6:00 p.m.)	\$28	Week/Child	Fee
Late Pick-Up Fee Penalty	Fee for each additional 15 minutes per child if picked up after 6:00 p.m.	21	Per 15 Min./Per Child	Penalty
Day Camp Deposit - reserves space in summer camp	Non-refundable deposit to reserve space for each additional week per child	\$30	Week/Child	Fee
COMMERCIAL FILMING LOCATION FEES - TIDELANDS				
Department Sites Rental in Tidelands Commercial filming	Commercial filming site rental fee	255	Hour to Maximum \$800; Plus Staff Costs	Rent
Staff (Tidelands)	Fee for site monitoring	\$30 - \$75	Hour	Rent
Still photo shoot	Still photo shoot in Tidelands areas	\$200	Day	Rent
Belmont Pool Commercial Filming	Commercial filming location fee for Belmont Pool, includes staff	435	Hour, \$4,800 for 12-hour day	Rent
Marina Commercial Filming	Commercial filming location fee for the marinas	270	Hour Plus Staff Costs	Rent
LEEWAY SAILING CENTER - TIDELANDS				
SAILING CENTER RENTALS				
Offered during Sail Club days and hours				
Kayak Rental	Participants must successfully complete a course conducted at Leeway Sailing Center or must pass a skills check prior to rental (will receive a certificate)	\$13	Hour	Rent
Canoe/Sail Board Rental	Participants must successfully complete a course conducted at Leeway Sailing Center or must pass a skills check prior to rental (will receive a certificate)	\$13	Hour	Rent
Sabot Rental	Participants must successfully complete a course conducted at Leeway Sailing Center or must pass a skills check prior to rental (will receive a certificate)	\$17	Hour	Rent
Capri Rental	Participants must successfully complete a course conducted at Leeway Sailing Center or must pass a skills check prior to rental (will receive a certificate)	\$17	Hour	Rent

MASTER FEES AND CHARGES SCHEDULE

DEPARTMENT: PARKS, RECREATION, & MARINE				
Fee Name	Description	Fee	Per	Type
LEEWAY SAILING CENTER - TIDELANDS				
Skills Check for Rentals	Participants must successfully complete a course conducted at Leeway Sailing Center or must pass a skills check prior to rental (will receive a certificate)	95	Each	Rent
SAILING CENTER CLASSES				
Kayak Class	10 years and up -- 4 hours/session	49	Session	Fee
Keelboat Class	13 years and up -- 16 hours/session (30' boats)	133	Session	Fee
Sabot Sailing Class - 12 hours/session	8 years and up -- 12 hours/session (8' boats) includes boat rental and all equipment will be provided	120	Session	Fee
Sabot Sailing Class - 20 hours/session	8 years and up -- 20 hours/session (8' boats) includes boat rental and all equipment will be provided	195	Session	Fee
Sabot Race Team	Sabot Race Team	\$250	Four week session	Fee
Capris Sailing Class	13 years and up -- 12 hours/session (14' boats)	120	Session	Fee
Little Leewhalers	7-9 years of age -- basics of canoeing, kayaking, sailing, and beach safety (summer only)	110	Session	Fee
Semi-Private Lessons	Two students	91	Two Hours/Person	Fee
Private Lessons	Individuals	120	Two Hours/Person	Fee
Group Packages	Other cities, nonprofit groups, private organizations - packages vary	\$14 - \$46	Person	Fee
Model Boat Shop	Summer only at Colorado Lagoon (ages 7 and up)	\$65	Participant	Fee
Bay Club Teen Camp	13 years and up -- 12-5 p.m., Mon-Fri	123	Week	Fee
SAILING CENTER BIRTHDAY PARTY PACKAGES				
Non-Refundable Deposit for all birthday parties	Non-refundable deposit due at time of reservation	\$50	Party Scheduled	Fee
Birthday Party Package "A"	3 hours: includes 1 hour of beach games, 1 hour of for lunch and 1 hour of boating. Pricing based on size of party, package and amenities.	\$260 - \$500	Event	Fee
Birthday Party Package "B"	2 hours: includes 1 hour for beach games or lunch and 1 hour of boating. Pricing based on size of party, package and amenities.	\$205 - \$482	Event	Fee
ENVIRONMENTAL PROGRAMS				

MASTER FEES AND CHARGES SCHEDULE

DEPARTMENT: PARKS, RECREATION, & MARINE				
Fee Name	Description	Fee	Per	Type
ENVIRONMENTAL PROGRAMS				
Colorado Lagoon Classes-Educational classes	Educational classes	\$5 - \$58	Class	Fee
Colorado Lagoon Tours-Exploration tour	Exploration tour	\$5 - \$13	Hour	Fee
N.C. Permit Processing Fee	Processing paperwork for guided tour and two bus parking passes	\$40	Each	Fee
Adopt-A- Beach Educational Program	Educational classes: two-three 5th grade classes at each tour	\$8	Participant	Fee
ROLLER HOCKEY				
Forfet Fee - Roller Hockey	Officiating fee for both teams	26	Game	Fee
ROLLERHOCKEY BAYSHORE LEAGUE FEE				
Roller Hockey	Maximum of 15 players ages 18 & up	745	Team	Fee
Roller Hockey Bayshore Youth Fee	Instructional League - ages 5-13 (practices and eight-games)	\$85	Child	Fee
Rink Rental	Bayshore Rink - team practices, parties, or special events - reservations taken at the Adult Sports office, 4700 Deukmejian Drive or call 570-1725	\$43 - \$160	Hour (Includes Staff)	Rent
Roller Hockey Deposits	Non-refundable	\$35.00	Permit	Fee
Roller Hockey Adult Pick-Up Play	Ages 18 & up (14-17 with written consent), full equipment required, 16 players, 2 goalies maximum per session	\$6	1.5 Hours	Fee
ATHLETIC FACILITIES-PERMITS & RESERVATIONS				
Late Fee	Penalties will accrue per month and be added to the total balance owed to offset costs associated with the ongoing payment collections process up to a maximum of one hundred percent (100%) of the amount payable on the due date.	10%	total fees owed/month of non-paymen t	Penalty
Forfeit Fee - Volleyball	Officiating fee for both teams	\$28	Game	Fee
Volleyball Court Resident/Non-Profit (Hourly, 2 Hour Minimum)	Resident/Non-Profit	\$8	Hour/Court	Rent
Volleyball Court Resident/Non-Profit (Daily, 4 or more hours)	Resident/Non-Profit	\$34	Day/Court	Rent
Volleyball Court Commercial/Profit (Hourly, 2 Hour Minimum)	Commercial/Profit	15	Hour/Court	Rent
Volleyball Court Commercial/Profit (Daily)	Commercial/Profit	73	Day/Court	Rent

MASTER FEES AND CHARGES SCHEDULE

DEPARTMENT: PARKS, RECREATION, & MARINE				
Fee Name	Description	Fee	Per	Type
ATHLETIC FACILITIES-PERMITS & RESERVATIONS				
Beach Area - Adult - Resident/Non-Profit (Hourly, 2 Hour Minimum)	Resident/Non-Profit	12	Hour/Court	Rent
Beach Area - Adult - Commercial/Profit (Hourly, 2 Hour Minimum)	Commercial/Profit	19	Hour/Court	Rent
Beach Area - Youth - Resident/Non-Profit (Hourly, 2 Hour Minimum)	Resident/Non-Profit	9	Hour/Court	Rent
Beach Area - Youth - Commercial/Profit (Hourly, 2 Hour Minimum)	Commercial/Profit	17	Hour/Court	Rent
Court and Beach Area Staff	Staff Monitoring/Assistance	\$30	Hour	Rent
Add/Remove/Move of Volleyball Court	Adding, removing or moving of volleyball court	\$76 plus actual cost of contractor	Each	Fee
Commercial Groups	Commercial Tournaments 15% of Gross Receipts	15%	Event/Gross Receipts	Rent
MARATHON/BIKE RACES FEES (NON SPECIAL EVENT)				
Runs, Walks, etc. Under 100 (Tidelands)	Permit and coordination of marathons, walks, etc. Under 100 participant at event	\$65	Day	Fee
Runs, Walks, etc. 100-400 (Tidelands)	Runs, Walks, etc. 100-400 (Tidelands)	\$130	Day	Fee
Runs, Walks, etc. Over 400 (Tidelands)	Permit and coordination of marathons, walks, etc. Over 400 participants	\$195	Day	Fee
MARINE BUREAU - TIDELANDS FUNDS				
BEACH PARKING				
Hornblower North Parking Lot	Monthly Parking Pass	\$57	Month	Rent
Launch Ramp Fees	Per entry fee for Launch Ramp Entrance	\$12	Per Entry	Rent
Monthly Launch Ramp Card	Monthly fee for unlimited use of any of the Long Beach launch ramps	\$180	Month	Rent
Launch Ramp Card Replacement Fee	Charge to contractors who lose their launch ramp card and request for replacement	\$50	Occurrence	Fee
Rainbow Harbor Events	Fee for events held at Rainbow Harbor	2100	Day or to Maximum \$10,000	Rent
Special Event Parking Fee	Parking fee at all Tidelands parking lots during a special event	\$12-\$20	Event/Vehicle	Rent
MARINA FEES				

MASTER FEES AND CHARGES SCHEDULE

DEPARTMENT: PARKS, RECREATION, & MARINE				
Fee Name	Description	Fee	Per	Type
MARINE BUREAU - TIDELANDS FUNDS				
Public Seawall Lease Permit Fee	The annual rent is charged on a per square foot basis for water space occupied by docks, floats, ganeways, or piers, including berthing space surrounding the structures. Effective fee amount may be subject to CPI adjustments.	\$0.60 per square foot, charged annually, adjusted by CPI	Sq. foot	Rent
Marina Slip Permit Fee - 15 Foot Slip	Permit Fee for a 15 foot slip (Concrete docks)	\$166.71	Per Month	Rent
Marina Slip Permit Fee-20 Foot Slip	Permit fee for a 20 foot slip (Concrete Docks)	221.20	Per Month	Rent
Marina Slip Permit Fee-25 Foot Slip	Permit Fee for a 25 foot slip (Concrete Docks)	337.87	Per Month	Rent
Marina Slip Permit Fee-30 Foot Slip	Permit Fee for a 30 foot slip (Concrete Dock)	497.54	Per Month	Rent
Marina Slip Permit Fee-35 Foot Slip	Permit Fee for a 35 foot slip (Concrete Docks)	634.09	Per Month	Rent
Marina Slip Permit Fee-40 Foot Slip	Permit Fee for a 40 foot slip (Concrete Docks)	786.16	Per Month	Rent
Marina Slip Permit Fee-45 Foot Slip	Permit Fee on a 45 foot slip (Concret Docks)	925.91	Per Month	Rent
Marina Slip Permit Fee-50 Foot Slip	Permit Fee for a 50 foot slip (Concrete Docks)	1059.48	Per Month	Rent
Marina Slip Permit Fee-55 Foot Slip	Permit Fee for a 55 foot slip (Concrete Dock)	1249.87	Per Month	Rent
Marina Slip Permit Fee-60 Foot Slip	Permit Fee for a 60 foot slip (Concrete Docks)	1363.54	Per Month	Rent
Marina Slip Permit Fee-65 Foot Slip	Permit Fee on a 65 foot slip (Concrete Docks)	1530.90	Per Month	Rent
Marina Slip Permit Fee-70 Foot Slip	Permit Fee for a 70 foot slip (Concrete Docks)	1697.64	Per Month	Rent
Marina Slip Permit Fee-75 Foot Slip	Permit Fee for a 75 foot slip (Concrete Docks)	1881.02	Per Month	Rent
Marina Slip Permit Fee-80 Foot Slip	Permit Fee for an 80 foot slip (Concrete Docks)	2063.70	Per Month	Rent
Marina Slip Permit Fee-85 Foot Slip	Permit Fee for an 85 foot slip (Concrete Docks)	2261.73	Per Month	Rent
Marina Slip Permit Fee-90 Foot Slip	Permit Fee for a 90 foot slip (Concrete Docks)	2,459.83	Per Month	Rent
Marina Slip Permit Fee-95 Foot Slip	Permit Fee for a 95 foot slip (Concrete Dock)	2,673.19	Per Month	Rent
Marina Slip Permit Fee-100 Foot Slip	Permit Fee for a 100 foot slip (Concrete Dock)	2886.62	Per Month	Rent

MASTER FEES AND CHARGES SCHEDULE

DEPARTMENT: PARKS, RECREATION, & MARINE				
Fee Name	Description	Fee	Per	Type
MARINE BUREAU - TIDELANDS FUNDS				
Marina Slip Permit Fee-105 Foot Slip	Permit Fee for a 105 foot slip (Concrete Docks)	3115.40	Per Month	Rent
Marina Slip Permit Fee-110 Foot Slip	Permit Fee for a 110 foot slip (Concrete Docks)	3,344.27	Per Month	Rent
Marina Slip Permit-115 Foot Slip	Permit Fee for a 115 foot slip (Concrete Docks)	3,588.38	Per Month	Rent
Marina Slip Permit Fee-120 Foot Slip	Permit Fee for a 120 foot slip (Concrete Docks)	3832.50	Per Month	Rent
Recreational Marina Slip Permit Rate for Non-Profit Organizations	Monthly rental fee for regular or temporary slip rental for non-profit organizations. This fee applies to any new non-profit organizations that start slip rental after 10/1/18.	50% of regular rate	Per Month	Fee
Marina Slip Rate for Non-Profit	Monthly rental fee for regular or temporary slip rental for non-profit organizations	50% of regular rate	Per Month	Fee
Marina Temporary Permit Fee-20 foot slip	20 foot slip	267.71	Per Month	Rent
Marina Temporary Permit Fee-25 Foot Slip	25 Foot Slip	418.15	Per Month	Rent
Marina Temporary Permit Fee-30 Foot Slip	30 Foot Slip	602.12	Per Month	Rent
Marina Temporary Permit Fee-35 Foot Slip	35 Foot Slip	767.49	Per Month	Rent
Marina Temporary Permit Fee-40 Foot Slip	40 Foot Slip	951.51	Per Month	Rent
Marina Temporary Permit Fee-45 Foot Slip	45 Foot Slip	1,120.52	Per Month	Rent
Marina Temporary Permit Fee-50 Foot Slip	50 Foot Slip	1,282.16	Per Month	Rent
Marina Temporary Permit Fee-55 Foot Slip	55 Foot Slip	1,512.59	Per Month	Rent
Marina Temporary Permit Fee-60 Foot Slip	60 Foot Slip	1,650.14	Per month	Rent
Marina Temporary Permit Fee-65 Foot Slip	65 Foot Slip	1,852.68	Per Month	Rent
Marina Temporary Permit Fee-70 Foot Slip	70 Foot Slip	2055.20	Per Month	Rent
Marina Temporary Permit Fee-75 Foot Slip	75 Foot Slip	2276.33	Per Month	Rent
Marina Temporary Permit Fee-80 Foot Slip	80 Foot Slip	2,497.51	Per Month	Rent
Marina Temporary Permit Fee-85 Foot Slip	85 Foot Slip	2,737.26	Per Month	Rent
Marina Temporary Permit Fee-90 Foot Slip	90 Foot Slip	2,976.94	Per Month	Rent

MASTER FEES AND CHARGES SCHEDULE

DEPARTMENT: PARKS, RECREATION, & MARINE				
Fee Name	Description	Fee	Per	Type
MARINE BUREAU - TIDELANDS FUNDS				
Marina Temporary Permit Fee-95 Foot Slip	95 Foot Slip	3235.19	Per Month	Rent
Marina Temporary Permit Fee-100 Foot Slip	100 Foot Slip	3,493.38	Per Month	Rent
Marina Temporary Permit Fee-105 Foot Slip	105 Foot Slip	3770.33	Per Month	Rent
Marina Temporary Permit Fee-110 Foot Slip	110 Foot Slip	4047.16	Per Month	Rent
Marina Temporary Permit Permit-115 Foot Slip	115 Foot Slip	4342.67	Per Month	Rent
Marina Temporary Permit Fee-120 Foot Slip	120 Foot Slip	4638.01	Per Month	Rent
Marina Slip Permit Fee-Alamitos Bay Landing Dock	Alamitos Bay Landing Dock	6.75	Lineal Foot/Month, 10-Ft. Minimum	Rent
Berth Rental Fee (Berths 1, 2, & 3) @ Alamitos Bay	MONTHLY RENTAL FEE FOR THE BERTHS 1, 2 AND 3 AT ALAMITOS BAY	2594.98	Per Month	Rent
Marina Slip Permit Fee-Wide Slip Fee	Wide Slip Fee	1.13	Square Foot of Permitted Space/Month	Rent
Marina Slip Permit Fee-Rainbow Harbor/Alamitos Bay Commercial Slip Fee	Rainbow Harbor/Alamitos Bay Commercial Slip Fee	19.72	Lineal Foot/Month, 10-Ft. Minimum	Rent
Marina Slip Permit Fee-Permanent End Tie Slip Fee	Permanent End Tie Slip Fee	1.1 Times the Regular Slip Permit Fee with 1-Year Agreement	Month	Rent
Marina Slip Permit Fee-Personal Watercraft Slip Fee	Personal Watercraft Slip Fee	6.70	Foot/Month, 10-Ft. Minimum	Rent
Marina Slip Permit Fee-Commercial Slip Fee	Commercial Slip Fee	1.2 Times the Applicable Slip Rate for Vessels Assigned to Commercial Floats	Month	Rent
Large Vessel Temporary Berthing Fee (Rainbow Harbor, if available)	Vessels over 90' (All Days)	\$405	Day	Rent
Bait Gathering Permit Fee	To gather bait from docks in Marinas	270	Year	Fee

MASTER FEES AND CHARGES SCHEDULE

DEPARTMENT: PARKS, RECREATION, & MARINE				
Fee Name	Description	Fee	Per	Type
MARINE BUREAU - TIDELANDS FUNDS				
Waiting List	Marina Waiting List Administrative Fee	\$62	Year (or Portion thereof), List	Fee
Visiting Vessel Permit Fee	Visiting Vessel Permit Fee	\$1.42	Foot/Night, \$18 Daily Minimum	Rent
Visiting Vessel FOB Key Charge	Charge for FOB key to access dock gate at marina	\$10	Key	Fee
Visiting Vessel-Short visit, up to four hours	Short visit, up to four hours	7	Visit	Rent
Visiting Vessel-Overtime Charge, for vessels not leaving by 12 o'clock noon	Overtime Charge, for vessels not leaving by 12 o'clock noon	\$36	Day Plus Daily Fee	Rent
Boatowner/Visiting Vessel Restroom Keys-Slip permittees	Refundable deposit for slip permittees	\$100	Key	Fee
Boatowner/Visiting Vessel Restroom Keys-Guest permittees	Refundable deposit for guest permittees	\$100	Key	Fee
Mail Box Key Deposit	Refundable deposit for mail box	100	Key	Fee
Power Stanchion Locks	Refundable deposit for locks for power stanchions	\$22	Lock	Fee
Land Lockers-3-foot locker	3-foot locker	\$8.75	Month	Fee
Land Lockers-4-foot locker or Bike Locker	4-foot locker or Bike Locker	\$10.35	Month	Fee
Small Boat Storage Rack Permit Fee	Small Boat Storage Rack Permit Fee	\$13.60	Month Payable in Advance	Fee
Marina Yard Storage Space-Non-profit organizations	Rental fee for non-profit organizations	50% of regular rate	Square Foot of Permitted Space per Month	Fee
Marina Yard Storage Space-For-profit organizations	Rental fee for for-profit organizations	\$0.75	Square Foot of Permitted Space per Month	Fee
Temporary Slip Authorization	Administrative Fee	\$51.75	Each	Fee
Temporary Slip - Late Fee	Penalty for late payment on month to month temporary slips.	10%	total fees owed/month of non-payment	Penalty

MASTER FEES AND CHARGES SCHEDULE

DEPARTMENT: PARKS, RECREATION, & MARINE				
Fee Name	Description	Fee	Per	Type
MARINE BUREAU - TIDELANDS FUNDS				
Towing Fee (Fire Department Fee)	Towing of unauthorized vessel. Lifeguard/Fire Department Fee, reported on PRM fee schedule as it applies to Marina operations. Fee rate will be adjusted on PRM's fee schedule in accordance to City Council approved changes as reported by the Fire Department.	\$185 (effective rate subject to updates approved on Fire Department's Fee Schedule)	Hour, minimum billing of 1 hour	Fee
Impound Fee	Charged to owner for unauthorized vessel for: non-payment; not being in proper slip; improper or non-documentation; overstaying allotted time; or Marina rule(s) violation that is deemed necessary to impound vessel.	\$130	Each	Fee
Impound Fee for Vessels from Dry-Boat Storage Areas (On Land)	Fee to impound and release smaller vessels impounded by Marine Bureau. Impound vessels include kayaks, sabots, dinghies, lazars, etc. from land storage areas such as sand stakes along the Peninsula and Bayshore Dry-Boat Storage.	\$25	Occurrence	Fee
Storage Fee (Wet Storage)	Fee for unauthorized vessel impounded by the Marine Bureau. The vessel is then stored on the water once impounded.	\$3.00	Foot/Day	Fee
Storage Fee (Dry Storage)	Fee for unauthorized vessel impounded by the Marine Bureau. The vessel is then stored on land once impounded.	\$1.15	Day	Fee
Lien Process Fee	Charged to boat owner for abandoned vessel.	\$100-\$300	Occurrence	Penalty
Liveaboard Permit fee, permits issued on or after October 1, 2003-One Tenant	One Tenant	\$197	Month	Rent
Liveaboard Permit fee, permits issued on or after October 1, 2003-Second Tenant	Second Tenant	62	Each	Rent
Liveaboard Permit fee, permits issued on or after October 1, 2003-Additional Tenants	Additional Tenants	\$51	Each/Month	Rent
Liveaboard Permit fee, permits issued between July 1, 1995 - September 30, 2003-One Tenant	One Tenant	\$120	Month	Rent
Liveaboard Permit fee, permits issued between July 1, 1995 - September 30, 2004-Second Tenant	Second Tenant	\$45	Month	Rent

MASTER FEES AND CHARGES SCHEDULE

DEPARTMENT: PARKS, RECREATION, & MARINE				
Fee Name	Description	Fee	Per	Type
MARINE BUREAU - TIDELANDS FUNDS				
Liveaboard Permit fee, permits issued between July 1, 1995 - September 30, 2005-Third, and each additional Tenants	Third, and each additional Tenants	\$35	Each/ per Month	Rent
Liveaboard Permit fee, permit issued before July 1, 1995	Liveaboard Permit	115.00	Month	Rent
Live Aboard Key Deposit	Live aboards are issued a hard key to utilize in case the electronic FOB system malfunctions; often when boat owners leave the marina, these keys are not returned making it difficult to maintain control over security.	100	Each	Fee
Landing Permit Fee	At Commercial Floats	\$150 plus per foot rate charge equal to visiting vessel permit fee (\$1.42 per foot for FY23)	Each	Fee
Shoreboat, Rowboat, Yacht Tender	Mooring Fee	\$7.20	Foot/Month	Fee
Parking Decal Replacement	Replacement or non-returned penalty fee	\$62	Decal	Fee
Administrative Processing Fee	I) Reinstating a cancelled permit; II) completion of the permit process, but customer decides not to move in	\$158	Each	Fee
Slip Transfer Fee	Transfer to different slip	\$36	Transfer	Fee
Leave of Absence Fee	Leave of Absence from slip	\$70	Six-month Period	Fee
Bulletin Board Posting-8" x 5"	8" x 5"	45	Month	Fee
Bulletin Board Posting-8 1/2" x 11"	8 1/2" x 11"	55	Month	Fee
Harbor Structure Plan Check Fee-1 to 4 slips or spaces - 1st Submittal	Harbor Structure Plan Check Fee-1 to 4 slips or spaces - 1st Submittal. 1 to 4 slips or spaces	\$105 for First Submittal, \$36 for each additional submittal	Submittal	Fee
Harbor Structure Plan Check Fee-1 to 4 slips or spaces - Each Additional Submittal	Harbor Structure Plan Check Fee-1 to 4 slips or spaces - Each Additional submittal. 1 to 4 slips or spaces	\$36	Submittal	Fee

MASTER FEES AND CHARGES SCHEDULE

DEPARTMENT: PARKS, RECREATION, & MARINE				
Fee Name	Description	Fee	Per	Type
MARINE BUREAU - TIDELANDS FUNDS				
Harbor Structure Plan Check Fee-5 or more slips or spaces - 1st Submittal	Harbor Structure Plan Check Fee-1 to 4 slips or spaces - 1st Submittal. 5 or more slips or spaces	\$270 for First Submittal, \$36 for each Additional Submittal	Submittal	Fee
Harbor Structure Plan Check Fee-5 or more slips or spaces - Each Additional Submittal	Harbor Structure Plan Check Fee-5 or more slips or spaces - Each Additional Submittal	\$36	Submittal	Fee
Harbor Structure Plan Check Fee -Unpermitted Work	Penalty for failure to submit Harbor Structure Plans prior to commencement of construction	Applicable Plan Check Fees, plus Penalty of \$1,000	Penalty	Fee
Harbor Structure Construction Inspection Fee-Float and Brow	Float and Brow	\$135	Permit	Fee
Harbor Structure Construction Inspection Fee-Float, Brow & Pier	Float, Brow & Pier	135	Permit	Fee
Harbor Structure Construction Inspection Fee-Davits	Davits	135	Inspection of Davit	Fee
Harbor Structure Construction Inspection Fee, Commercial Floats, 1 - 1,000 lineal feet	Commercial Floats, 1 - 1,000 lineal feet	2.20	Foot	Fee
Harbor Structure Construction Inspection Fee, Commercial Floats, over 1,000 lineal feet	Commercial Floats, over 1,000 lineal feet	\$1,555 plus \$0.30 per Foot/Permit for each Lineal Foot in Excess of 1,000 Lineal Feet	Lineal Foot	Fee
Harbor Structure Annual Inspection Fee-Float and Brow	Float and Brow	\$135	Year	Fee
Harbor Structure Annual Inspection Fee-Float, Brow & Pier	Float, Brow & Pier	\$135	Year	Fee
Harbor Structure Annual Inspection Fee-Davits	Davits	\$135	Davit/Year	Fee
Harbor Structure Annual Inspection Fee, Commercial Floats, 1 - 1,000 lineal feet	Commercial Floats, 1 - 1,000 lineal feet	2.2	Foot/Year	Fee

MASTER FEES AND CHARGES SCHEDULE

DEPARTMENT: PARKS, RECREATION, & MARINE				
Fee Name	Description	Fee	Per	Type
MARINE BUREAU - TIDELANDS FUNDS				
Harbor Structure Annual Inspection Fee, Commercial Floats, over 1,000 lineal feet	Commercial Floats, over 1,000 lineal feet	\$1,555 plus \$0.30 per Foot/Permit for each Lineal Foot in Excess of 1,000 Lineal Feet	Lineal Foot	Fee
Harbor Structure Reinspection Fee-Float and Brow	Float and Brow	\$135	Inspection	Fee
Harbor Structure Reinspection Fee-Float, Brow & Pier	Float, Brow & Pier	\$135	Inspection	Fee
Harbor Structure Reinspection Fee-Davits	Davits	\$135	Inspection	Fee
Harbor Structure Reinspection Fee, Commercial Floats, 1 - 1,000 lineal feet	Commercial Floats, 1 - 1,000 lineal feet	2.20	Foot/Inspection	Fee
Harbor Structure Reinspection Fee, Commercial Floats, over 1,000 lineal feet	Commercial Floats, over 1,000 lineal feet	\$1,555 plus \$0.30 per Foot/Permit for each Lineal Foot in Excess of 1,000 Lineal Feet	Lineal Foot	Fee
Harbor Structure Permit Transfer Fee-Float and Brow for Private or Commercial	Float and Brow	\$135	Each	Fee
Harbor Structure Permit Transfer Fee-Pier	Pier	\$135	Each	Fee
Seawall Mooring Permit Fee	Seawall Mooring Permit. No refunds will be given for change in the boat size.	\$11.85	Lineal Foot of Overall Length of Vessel/Year	Fee
Seawall Mooring Permit Late Payment Penalty	Penalty assessed for being 30 days past due of pay-by date for seawall mooring permit annual due	10%	30 Days	Penalty
Structure Launch Permit Fee-Launch of dock structure	Launch of dock structure	\$40	Launch	Fee
Structure Launch Permit Fee-Additional part of the same dock structure	Additional part of the same dock structure	\$15	Launch	Fee
Shore Mooring Permit Fee-Sandstake	Sandstake - No refunds given for cancellation within the permitted year.	\$305	11-Month Period	Fee

MASTER FEES AND CHARGES SCHEDULE

DEPARTMENT: PARKS, RECREATION, & MARINE				
Fee Name	Description	Fee	Per	Type
MARINE BUREAU - TIDELANDS FUNDS				
Shore Mooring Permit Fee-Bay Rack	Annual Fee for Rental of a Bay Rack - No refunds given for cancellation within the permitted year.	\$200	Year	Fee
Shore Mooring Permit Fee - Bay Rack (Second Vessel)	Annual Fee for second vessel stored in a permitted Bay Rack. Prerequisite: Patron must have a permitted bay rack and preapproval must be obtained by Marine Bureau. Fee is 50% of Bay Rack annual fee.	\$100	Year	Fee
Shore Mooring Permit Fee	Waiting List Administrative Fee (Shore Mooring)	\$36	Application	Fee
Dry Boat Storage	Dry Boat Storage, up to 25'	\$115	Month/Vessel or Partial Month	Fee
Dry Boat Storage - Transfer Fee	Transfer fee at Dry Dock Storage	\$36	Per Transfer	Fee
Dry Boat Storage - Non-Profit	Dry Boat Storage - Non-Profit	50% of regular rate	Per Month	Fee
Dry Boat Storage Reinstatement Fee	Charge assessed once dry boat storage permit is cancelled	\$36	Each	Penalty
Dry Boat Storage	Dry Boat Storage, up to 30'	\$144	Month/Vessel or Partial Month	Fee
Dry Boat Storage Wait-List Fee	Waiting list administrative fee for storage at Marine Stadium Lot and any future dry-boat storage locations.	\$36	Occurrence	Fee
Dredging of Private Property	Dredging of Private Property	625	Hour	Fee
Red Tag Removal Fee	Fee applied to boat owner when a red tagged item is removed/disposed of by City staff	40	Each Item Removed	Fee
Dock Box Cleaning Fee	Fee to cover staff cost of emptying out, cleaning and transporting of items left behind after boat owner leaves the marina. Propose minimum of 2 hours with a maximum of 4 hours.	\$45	Per Hour/2 Hour Minimum, 4 Hour Maximum	Fee
Newsletter Fee - 1/4th page Ad Space/Issue	1/4th page ad in the Marina Reader	\$200	Per Ad/Per Issue	Fee
Newsletter Fee - 1/8th page Ad Space/Issue	1/8th page ad in the Marina Reader	\$150	Per Ad/Per Issue	Fee
Slip Permit Holding Fee	Non-refundable fee to hold slip for 30 days, while owner obtains vessel	50% of actual slip monthly fee	Month	Fee
Shore Mooring Racks and Sandstake Transfer Fee	Request to transfer to another location within the permitted area	\$100	Per Transfer	Fee
Shore Mooring Racks and Sandstake Re-Instatement Fee	To reinstate customer who are past due on their account	\$100	Per Re-Instatement	Fee

MASTER FEES AND CHARGES SCHEDULE

DEPARTMENT: PARKS, RECREATION, & MARINE				
Fee Name	Description	Fee	Per	Type
MARINE BUREAU - TIDELANDS FUNDS				
FACILITY RENTAL FEES				
Non-profit Group Fundraising/Publicity/Promotional Events Fees				
Facility/Beach Rental Fees-Beach Rental: Less than 500 people	Facility Use Fee for rental of public beach for an event with less than 500 people.	\$420	Day	Rent
Facility/Beach Rental Fees-Beach Rental: 500 - 1,000 people	Facility Use Fee for rental of public beach for an event with 500 - 1,000 people.	\$1010	Day	Rent
Facility/Beach Rental Fees-Beach Rental: 1,000 - 2,000 people	Facility Use Fee for rental of public beach for an event with 1,000 - 2,000 people	\$1,280	Day	Rent
Facility/Beach Rental Fees-Beach Rental: More than 2,000 people	Facility Use Fee for rental of public beach for an event with more than 2,000 people	\$2,125	Day	Rent
Marine Stadium Use Fee-Tier 1 (Monday through Friday)	Facility Use fee for an event that is free and open to the public, requires no participation fee and/or donation, requires no set up, no alcohol sales and/or consumption.	\$265	Event/Week day	Rent
Marine Stadium Use Fee-Tier 1 (Saturday and Sunday)	Facility Use fee for an event that is free and open to the public, requires no participation fee and/or donation, requires no set up, no alcohol sales and/or consumption. Event is held on a Saturday or Sunday.	\$525	Event/Week end	Rent
Marine Stadium Use Fee-Tier 4 (Saturday and Sunday)	Facility Use Fee for a private event in an enclosed venue with controlled access and exclusive use. Event is held on a Saturday or Sunday with a Marine Bureau Special Use Permit ONLY. NO ALCOHOL PERMITTED.	\$2,625	Event/Week end	Rent
Marine Stadium Use Fee-Tier 4 (Monday through Friday)	Facility Use Fee for a private event in an enclosed venue with controlled access and exclusive use with a Marine Bureau Special Use Permit ONLY. NO ALCOHOL PERMITTED.	\$1,315	Event/Week day	Rent
Marine Stadium Use Fee-Tier 3 (Saturday and Sunday)	Facility Use Fee for an event that is open to the public AND requires a participant ticket/fee/donation, with controlled access and exclusive use. Event is held on a Saturday or Sunday.	\$1,575	Event/Week end	Rent
Marine Stadium Use Fee-Tier 3 (Monday through Friday)	Facility Use Fee for an event that is open to the public AND requires a participant ticket/fee/donation, with controlled access and exclusive use.	\$790	Event/Week day	Rent

MASTER FEES AND CHARGES SCHEDULE

DEPARTMENT: PARKS, RECREATION, & MARINE				
Fee Name	Description	Fee	Per	Type
MARINE BUREAU - TIDELANDS FUNDS				
Marine Stadium Use Fee-Tier 2 (Saturday and Sunday)	Facility Use fee for an event that is open to the public AND requires a participant ticket/fee/donation, or a fundraising event (permittee must have a current Charitable Solicitation Permit on file with the City). Event is held on a Saturday or Sunday.	\$790	Event/Week end	Rent
On-Site Staff Fee	For custodial, monitoring, etc.	\$76	Per hour, minimum of 2 hours	Fee
Custodial Fee	Supply and Restock	\$76	Event	Fee
Tidelands Facility Rental Fee - Tier 1	Facility Use Fee for rental of 223 Marina Dr., Mossey Kent Park, 72nd, Marine Park, Marine Stadium Park, Colorado Lagoon, Naples Plaza, or other green spaces or docks in Tidelands as approved by the City. Tier 1 is defined as: an event that is free and open to the public, requires NO participation fee and/or donation, requires no set up, no alcohol sales and/or consumption.	\$315.00	Day	Rent
Tidelands Facility Rental Fee - Tier 2	Facility Use Fee for rental of 223 Marina Dr., Mossey Kent Park, 72nd, Marine Park, Marine Stadium Park, Colorado Lagoon, Naples Plaza, or other green spaces or docks in Tidelands as approved by the City. Tier 2 is defined as: an event that is free and open to the public, AND requires a participation fee and/or donation, or a fundraising event (Permittee must have a current Charitable Solicitation Permit on file with the City).	\$630.00	Day	Rent
Marine Stadium Use Fee-Tier 2 (Monday through Friday)	Facility Use fee for an event that is open to the public AND requires a participant ticket/fee/donation, or a fundraising event (permittee must have a current Charitable Solicitation Permit on file with the City).	\$395	Day	Rent
Tidelands Facility Rental Fee - Tier 3	Facility Use Fee for rental of 223 Marina Dr., Mossey Kent Park, 72nd, Marine Park, Marine Stadium Park, Colorado Lagoon, Naples Plaza, or other green spaces or docks in Tidelands as approved by the City. Tier 3 is defined as: an event that is open to the public AND requires a participant ticket/fee/donation, with controlled access and exclusive use.	\$1,050.00	Day	Rent
Cleaning Deposit	Rental facility cleaning deposit.	300	Day	Fee
Merchandise Sales	Sale of merchandise on City property	15%	Gross Sales	Fee
Permit Administrative Fee (Tidelands)	Permit Administrative Fee (Tidelands)	\$40	Each	Fee

MASTER FEES AND CHARGES SCHEDULE

DEPARTMENT: PARKS, RECREATION, & MARINE				
Fee Name	Description	Fee	Per	Type
MARINE BUREAU - TIDELANDS FUNDS				
Permit to Gather (Tidelands) 1-25 persons	Permit to Gather at nonreservable areas within Tidelands for private event. Limited to 1-25 persons.	\$0 plus \$40 Permit Admin Fee	Permit	Fee
Permit to Gather (Tidelands) 26 - 100 persons	Permit to Gather at nonreservable areas within Tidelands for private event. Limited to 26 - 100 persons	\$33 plus \$40 Permit Admin Fee	Permit	Fee
Permit to Gather (Tidelands) 101 - 200 persons	Permit to Gather at nonreservable areas within Tidelands for private event. Limited to 101 - 200 persons	\$89 plus \$40 Permit Admin Fee	Permit	Fee
Permit to Gather (Tidelands) 201+ persons	Permit to Gather at nonreservable areas within Tidelands for private event. Limited to 201+	\$185 plus \$40 Permit Admin Fee	Permit	Fee
ANIMAL CARE SERVICES				
THE FOLLOWING ANIMAL CARE SERVICES FEES ARE APPROVED BY THE LONG BEACH CITY COUNCIL THROUGH THE ADOPTION OF A RESOLUTION DURING A HEARING.				
ANIMAL CARE SERVICES FEES				
Redemption of animal previously released by owner	Fee to get back animal that was previously released to animal control by owner	\$15.00	Animal	Fee
Pickup/Impound/Capture/ On-site Fee	Fee for Animal Control Officer to pick up an owner animal	\$120.00	Officer	Fee
Dog Adoption Fee	Spay and Neuter procedure, microchip, and rabies inoculation	Actual Cost of Staff and Supplies	Dog	Fee
Cat Adoption Fee	Spay and Neuter procedure, microchip, and rabies inoculation	Actual Cost of Staff and Supplies	Cat	Fee
Adoption Promotion Fee	Special Adoption Promotion Fee to adopt animal from Animal Care Services	\$5 - \$50	Each	Fee
Collection Late Fee	Penalties will accrue per month and be added to the total balance owed to offset costs associated with the ongoing payment collections process.	10% of total fees owed/month of non-payment	Each	Penalty
Late Fee	Penalties will accrue per month and be added to the total balance owed to offset costs associated with the ongoing payment collections process up to a maximum of one hundred percent (100%) of the amount payable on the due date.	10%	total fees owed/month of non-payment	Penalty
Adoption - Rabbits		\$30.00	Each	Fee
Adoption - Pocket Pet (excluding rabbits)		\$10.00	Each	Fee
FEES FOR IMPOUNDING				

MASTER FEES AND CHARGES SCHEDULE

DEPARTMENT: PARKS, RECREATION, & MARINE				
Fee Name	Description	Fee	Per	Type
FEES FOR IMPOUNDING				
Impounding Dog or Cat	Processing of impounded dog or cat	\$15.00	Each Dog or Cat	Penalty
Impounding Livestock (cows, goats, sheep, pigs, etc.)	Processing of impounded livestock	\$15.00	Each Animal	Penalty
Impounding Fowl, Birds and Pocket Pets	Processing of impounded fowl, bird or pocket pet (including rabbits)	\$15.00	Each Animal	Penalty
NONSPAYED OR UNNEUTERED WHEN IMPOUNDED				
First Violation (unaltered)	Penalty charged for Impounded Unaltered dogs prohibited (F&A 30804.7)	\$35	Each dog	Penalty
Second Violation (unaltered)	Penalty charged for Impounded Unaltered dogs prohibited (F&A 30804.7)	\$50	Each dog	Penalty
Third and Subsequent Violations (unaltered)	Penalty charged for Impounded Unaltered dogs prohibited (FA 30804.7)	\$100	Each dog	Penalty
First Violation (unaltered)	Penalty charged for L.B.M.C. 6.16.085 violation (Impounded Unaltered cats prohibited (F&A 31751.7)	\$35	Each Cat	Penalty
Second Violation (unaltered)	Penalty charged for L.B.M.C. 6.16.085 violation (Impounded Unaltered cats prohibited (F&A 31751.7)	\$50	Each Cat	Penalty
Third and Subsequent Violations (unaltered)	Penalty charged for L.B.M.C. 6.16.085 violation (Impounded Unaltered cats prohibited (F&A 31751.7)	\$100	Each Cat	Penalty
FEES FOR BOARDING OR KEEPING				
Livestock Board and Keep	Fee for board and care of livestock	\$30 plus actual cost of outside board and care	Per Animal, Per day	Fee
Dogs, Cats, Pocket Pets Board and Keep (includes quarantined animals)	Fee for board and care of animals (dogs, cats, etc.)	\$35.00	Per Animal, Per day	Fee
Exotic animals	Fee for board and care of exotic animals	\$35.00	Per Animal, per day	Fee
DOG TAG FEES				
Dog License - 12 months (Unaltered)	12 month dog license fee for dogs over four months old that are Not altered (Not spay/neutered)	\$250.00	Dog	Fee
Dog License - 24 months (Unaltered)	24 month dog license fee for dogs over four months old that are Not altered (Not spay/neutered)	\$500.00	Dog	Fee
Dog license - 36 months (Unaltered)	36 month dog license fee for dogs over four months old that are Not altered (Not spay/neutered)	\$750.00	Dog	Fee
Dog license - 12 months (Unaltered, Senior Owner)	Dog license - 12 months (Unaltered, Senior Owner 60+ years or older)	\$125.00	Dog	Fee

MASTER FEES AND CHARGES SCHEDULE

DEPARTMENT: PARKS, RECREATION, & MARINE				
Fee Name	Description	Fee	Per	Type
DOG TAG FEES				
Dog license - 24 months (Unaltered, Senior Owner)	Dog license - 24 months (Unaltered, Senior Owner 60+ years or older)	\$250.00	Dog	Fee
Dog license - 36 months (Unaltered, Senior Owner)	Dog license - 36 months (Unaltered, Senior Owner 60+ years or older)	\$375.00	Dog	Fee
Dog License - 12 months (Altered)	12 month dog license fee for dogs over four months old that are altered (spay/neutered)	\$28	Dog	Fee
Dog License - 24 months (Altered)	24 month dog license fee for dogs over four months old that are altered (spay/neutered)	\$56.00	Dog	Fee
Dog License - 36 months (Altered)	36 month dog license fee for dogs over four months old that are altered (spay/neutered)	\$84.00	Dog	Fee
Dog License Senior Citizen - 12 months (Altered)	12 month dog license fee for altered dog for 60+ resident, proof of age required*	\$14.00	Dog	Fee
Dog License Senior Citizen - 24 months (Altered)	24 month dog license fee for altered dog for 60+ resident, proof of age required*	\$28.00	Dog	Fee
Dog License Senior Citizen - 36 months (Altered)	36 month dog license fee for altered dog for 60+ resident, proof of age required*	\$42.00	Dog	Fee
Dog License Vicious Animal	License fee for owners of vicious animals includes the cost of hearing officer and associated costs, investigative hours, property inspection, license, spay & neuter. Does not include boarding fees, quarantine and penalties.	1125	Annual	Fee
CAT TAG FEES				
Cat License Senior Citizen - 12 months (Altered)	12 month cat license fee for altered cat for 60+ resident, proof of age required	\$6.00	Per license	Fee
Cat License Senior Citizen - 24 months (Altered)	24 month cat license fee for altered cat for 60+ resident, proof of age required	\$12.00	Cat	Fee
Cat License Senior Citizen - 36 months (Altered)	36 month cat license fee for altered cat for 60+ resident, proof of age required	\$18.00	Cat	Fee
Cat License Non-Profit Rescue - 12 months	Cat license for certified non-profit rescue group and feral cat colony managers	\$0	Per license	Fee
Cat License - 12 months (Altered)	12 month license fee for altered cats (spay or neutered)	\$12.00	Cat	Fee
Cat License - 24 months (Altered)	24 month license fee for altered cats (spay or neutered)	\$24.00	Cat	Fee
Cat License - 36 months (Altered)	36 month license fee for altered cats (spay or neutered)	\$36.00	Cat	Fee
PENALTIES				
Animal License Late Fee	Fee for new/renewal licenses that are purchased late; applies to unaltered and altered Dogs and Cats	\$15.00	Per Year, Dog or Cat	Penalty

MASTER FEES AND CHARGES SCHEDULE

DEPARTMENT: PARKS, RECREATION, & MARINE				
Fee Name	Description	Fee	Per	Type
ISSUE DUPLICATE TAG				
Replacement License Tag	Fee to issue replacement license tag (altered/unaltered)	\$10.00	Per Pet	Fee
INOCULATIONS AND MEDICAL CARE				
Anti-Rabies - Dog/Cat	Fee for rabies vaccination - Dog/Cat	\$6	Vaccination	Fee
Bordetella	Fee for bordetella vaccination	\$25.00	Vaccination	Fee
Distemper/Parvo	Fee for distemper/parvo	\$25.00	Vaccination	Fee
Feline Viral Rhinotracheitis CP	Fee for feline viral rhinotracheitis CP vaccination (cat)	\$25.00	Vaccination	Fee
Microchip	Microchip Fee	\$15.00	Animal	Fee
PureVax	Merial nonadjuvanted rabies vaccination for cats.	\$25.00	Vaccination	Fee
Spay or Neuter - Dog	Staff time and supply costs to spay or neuter a dog	\$80.00	Each	Fee
Spay or Neuter - Cat	Staff time and supply costs to spay or neuter a cat	\$40.00	Each	Fee
X-Ray Prices				
X-Ray - Small	X Ray service - Small	\$90.00	Session	Fee
X Ray - Large	X Ray service - Large	\$230.00	Session	Fee
DROP OFF/OWNER RELINQUISHED ANIMALS (DOGS, CATS, OTHER)				
Relinquish/Drop Off Fee	Fee for owner to release placeable (adoptable) animal to Animal Care Services. Fee varies	\$0.00	Animal	Fee
Relinquishment - Alive Animal of Non-Contract City Owner	Fee for non-residents to release an owned animal to animal care services (includes category above plus penalty)	\$115 penalty + applicable relinquishment fee	Animal	Fee
Stray/Non-Owner Relinquishment - Dead/Alive	No fee to release stray (not owned) animals to animal control	\$0	No Fee	Fee
DEAD ANIMAL DISPOSAL				
Dead Animal Surrender	Fee to dispose of a deceased pet	\$25.00	Animal	Fee
CAT TRAPS				
Deposit (covers replacement cost of trap and tax)	Deposit fee to rent cat trap; Deposit is forfeited after 30 days if trap is not returned or damaged	\$80	Trap	Fee
Rental Charge (per day of use)	Charge to rent cat trap - charge begins on the first day of rental	\$0.00	Day	Rent
Trap Pick-up or Drop-off (includes officer time)	Fee for animal control to pick-up or drop-off a trap	\$120.00	Pick-up/Drop Off	Fee

MASTER FEES AND CHARGES SCHEDULE

DEPARTMENT: PARKS, RECREATION, & MARINE				
Fee Name	Description	Fee	Per	Type
PERMITS				
Animal Display	Limited display of approved animals by a certified non-profit organization for the purposes of promoting adoption on city property; must have current business license and transfer permit	\$0	Event	Fee
Animal Exhibitions (circus, rodeos, battle re-enactments, dog shows promoting pure-bred animals and breeding etc.)	Fee for a minimum of (2) animal control officers for a minimum of (8) hours per day to monitor and enforce animal laws and administration time	\$1925.00	Day	Fee
Dog Breeding Permit Application	Fee to process dog breeding permit application - non-refundable (as stated in municipal code), includes police time	\$5255.00	Application	Fee
Dog Breeding Permit - Annual Renewal	Fee for dog breeding permit - non-refundable (as stated in municipal code)	\$1980.00	Annual	Fee
Animals Used in Commercial Setting	Permit fee for Animals Used in Commercial Setting	\$240.00	Day	Fee
Possession of Dangerous Animal	Permit fee for first dangerous animal (includes officer inspection and administration of permit)	\$610.00	Annual	Fee
Transfer for Sale Permit (exempted classes)	Transfer for Sale Permit (exempted classes)	\$0	Permit	Fee
Transfer for Sale Permit (pet shops)	Fee for pet shops to sell/transfer animals (as stated in municipal code)	\$120.00	Annual	Fee
INVESTIGATIVE SERVICES				
Court Restitution	Reimbursement for animal control staff time needed to prepare/file court cases (per hour)	Actual Cost	Hour	Fee
INSPECTION FEES				
Veterinary Clinic	Fee charged for inspection of new/remodel veterinary clinics	\$240.00	Inspection	Fee
PET SHOP				
Pet Shops	Fee charged for plan review on new/remodel pet shops	\$240.00	Inspection	Fee
Pet Groomers	Fee charged for plan review on new/remodel pet grooming facilities	\$240.00	Inspection	Fee
KENNEL/ DAYCARE				
Kennel/Daycare Facilities	Fee charged for plan review on new/remodel kennels/animal day care facilities	\$240.00	Inspection	Fee
HORSE STABLES				
Boarding stables	Fee charged for plan review of new/remodel horse stables	\$240.00	Inspection	Fee
ADMINISTRATIVE PENALTIES FOR LONG BEACH MUNICIPAL CODE VIOLATIONS				
DOG LICENSING AND FOWL, RABBITS & GOATS				

MASTER FEES AND CHARGES SCHEDULE

DEPARTMENT: PARKS, RECREATION, & MARINE				
Fee Name	Description	Fee	Per	Type
ADMINISTRATIVE PENALTIES FOR LONG BEACH MUNICIPAL CODE VIOLATIONS				
First Violation	Penalty charged for L.B.M.C. Section 6.08 and 6.20 violations (Dog Licensing and Fowl, Rabbits & Goats)	\$100	Violation	Penalty
Second Violation within One Year of Initial Violation	Penalty charged for L.B.M.C. Section 6.08 and 6.20 violations (Dog Licensing and Fowl, Rabbits & Goats)	\$200	Violation	Penalty
Subsequent Violations	Penalty charged for L.B.M.C. Section 6.08 and 6.20 violations (Dog Licensing and Fowl, Rabbits & Goats)	\$250	Violation	Penalty
ANIMAL SHELTER, RABIES CONTROL, POLICE ANIMALS & ANIMAL REGULATIONS				
First Violation	Penalty charged for L.B.M.C. Sections 6.04; 6.12; 6.28; 6.16 excluding Sub-sections 6.16.080 & 6.16.190 violations	\$100	Violation	Penalty
Second Violation within One Year of Initial Violation	Penalty charged for L.B.M.C. Sections 6.04; 6.12; 6.28; 6.16 excluding Sub-sections 6.16.080 & 6.16.190 violations	\$200	Violation	Penalty
Subsequent Violations	Penalty charged for L.B.M.C. Sections 6.04; 6.12; 6.28; 6.16 excluding Sub-sections 6.16.080 & 6.16.190 violations	\$500	Violation	Penalty
ANIMAL BREEDING & TRANSFER				
First Violation - Alters animal	Penalty charged for L.B.M.C. Sections 6.16.080 & 6.16.190 violation	\$350	Violation	Penalty
Second Violation within One Year of Initial Violation	Penalty charged for L.B.M.C. Sections 6.16.080 & 6.16.190 violation	\$700	Violation	Penalty
Subsequent Violations	Penalty charged for L.B.M.C. Sections 6.16.080 & 6.16.190 violation	\$1,000	Violation	Penalty
VICIOUS ANIMAL PENALTIES				
First Violation - Failure to Surrender Vicious Animal	Penalty charged for L.B.M.C. Sections 6.16.260.C	\$350	Violation	Penalty
Second Violation within One Year of Initial Violation	Penalty charged for L.B.M.C. Sections 6.16.260.C	\$700	Violation	Penalty
Subsequent Violations	Penalty charged for L.B.M.C. Sections 6.16.260.C	\$1,000	Violation	Penalty
First Violation - Violation of Vicious Animal Rules	Penalty charged for L.B.M.C. Sections 6.16.290.C	\$350	Violation	Penalty
Second Violation within One Year of Initial Violation	Penalty charged for L.B.M.C. Sections 6.16.290.C	\$700	Violation	Penalty
Subsequent Violations	Penalty charged for L.B.M.C. Sections 6.16.290.C	\$1,000	Violation	Penalty
Deposit: Vicious Animal Appeal Process	Security deposit held for parties declared vicious. Deposit is refunded if the appeal is granted.	Cost of Citation	Appeal	Penalty

MASTER FEES AND CHARGES SCHEDULE

DEPARTMENT: PARKS, RECREATION, & MARINE				
Fee Name	Description	Fee	Per	Type
ADMINISTRATIVE PENALTIES FOR LONG BEACH MUNICIPAL CODE VIOLATIONS				
Deposit: Administrative Citation Appeal Process	Security deposit held for parties who request an appeal hearing for the issuance of an Administrative Citation. Deposit is refunded if the appeal is granted.	Cost of Citation	Appeal	Penalty
LATE PENALTY - CITATION				
LATE PENALTY OF 25% PER CITATION WHEN NOT PAID OR APPEALED WITHIN 30 DAYS OF CITATION ISSUE DATE				
Late Penalty fee for \$100 citation	Late Penalty fee for \$100 citation	\$25	Per late \$100 citation	Penalty
Late Penalty fee for \$200 citation	Late Penalty fee for \$200 citation	\$50	Per late \$200 citation	Penalty
Late Penalty fee for \$250 citation	Late Penalty fee for \$250 citation	\$62.50	Per late \$250 citation	Penalty
Late Penalty fee for \$350 citation	Late Penalty fee for \$350 citation	\$87.50	Per late \$350 citation	Penalty
Late Penalty fee for \$500 citation	Late Penalty fee for \$500 citation	\$125	Per late \$500 citation	Penalty
Late Penalty fee for \$700 citation	Late Penalty fee for \$700 citation	\$175	Per late \$700 citation	Penalty
Late Penalty fee for \$1000 citation	Late Penalty fee for \$1000 citation	\$250	Per late \$1,000 citation	Penalty
VETERINARY CARE				
Medications and Treatment	Medications and/or solutions administered to animal patient during treatment, including administration cost	Actual Cost	Animal	Fee
Non-Medical Treatment	Charge for additional medical treatment for impounded animals. This including grooming and miscellaneous medical treatment above and beyond normal impound procedures, including grooming or administering veterinarian mandated medical treatment, including pharmaceuticals. This is an hourly charge, with a minimum 1 hour per occurrence	Actual Cost	Actual cost. One Hour minimum	Fee
URBAN AGRICULTURE				
Urban Agriculture Fee for Goats (2)	Permit for residents who choose to own (2) goats. A permit for a single goat is not allowed.	\$240.00	Each	Fee
Urban Agriculture Fee for Chickens (5-20)	Permit for residents who choose to own more than 4 chickens	\$240.00	Each	Fee

MASTER FEES AND CHARGES SCHEDULE

DEPARTMENT: POLICE				
Fee Name	Description	Fee	Per	Type
Academy Training Facility Rental Fee	Government law enforcement agencies are charged direct costs for utilizing the Police Academy Range, Training and Classroom facilities. Direct costs include staffing, material and maintenance costs. Participating agencies are required to sign a facility use permit and provide proof of insurance endorsing the City of Long Beach.	At cost	At cost	Rent
Board-Up Fees during Business Hours	Police safety request to board up buildings/facilities at owner expense.	Variable and based on actual cost per invoice provided by the contractor detailing the amount and cost of the work required.	per instance	Fee
Electronic Extraction Fee	Cost recovery for the Long Beach Police Department to produce an electronic record should the request require data compilation, extraction or programming to produce the record. Requestors will be billed for the actual time spent compiling, extracting, or programming electronic records. Application of this fee is pursuant to California Government Code 6253.69(b). Requestors will be provided a quote for the applicable fee and a 50% deposit will be required of the requestor to complete the request for records.	Actual Cost	Request	Fee
Cannabis Background Investigation Fee	Applicants are charged a fee for background investigations	\$120	Owner/Manager	Fee
GENERAL FEES				
Board-Up Fees after Business Hours	Police safety request to board up buildings/facilities at owner expense.	Variable and based on actual cost per invoice provided by the contractor detailing the amount and cost of the work required.	per instance	Fee
Booking Fees	Criminal Justice Administrative Booking Fees can be collected if the person is convicted of any criminal offense related to the arrest.	\$165	Booked Prisoner	Fee
LiveScan Fee	Individuals requesting their fingerprints be submitted to the Department of Justice electronically are charged a "LiveScan Fee" by the Police Department. Additional fees charged by DoJ or FBI may apply.	\$35 plus DOJ LiveScan fees at cost	Each Set of Fingerprints	Fee

MASTER FEES AND CHARGES SCHEDULE

DEPARTMENT: POLICE				
Fee Name	Description	Fee	Per	Type
Clearance Letter	Individuals are charged for a letter stating the background check performed is clear.	\$34.95	Letter	Fee
Paid Solicitors Fee	Where paid solicitors are to be used, the person applying for a solicitation permit will furnish on forms prescribed by the Police Department, his/her photograph and fingerprints. A Fingerprint processing fee will be charged.	Live Scan Fee	Each set of fingerprints	Fee
Pedicab Driver/Operator - annual	Pedicab drivers/operators are charged for an investigation of criminal and driving history.	\$120	Permit	Fee
Police Traffic Report Request Fee	Police Report Request Fee, charged to citizens (crime victims are exempted), insurance companies, and data brokers seeking Police Reports.	\$25.10	Each Request	Fee
Police Arrest Record Request Fee	Police Record Request Fee, charged to individuals (crime victims are exempted), insurance companies, and data brokers seeking Police Reports related to Arrest Records.	\$25.10	Each Request	Fee
Police Crime Report Request Fee	Police Report Request Fee, charged to individuals (crime victims are exempted), insurance companies, and data brokers seeking Police Reports related to a crime.	\$25.10	Each Request	Fee
Repossession	Individuals are charged to retrieve their repossessed vehicle from the reposessor or legal owner.	\$15	Each Record	Fee
Rummage Sale	Non-profit organizations are charged for processing applications/permits to hold rummage sales.	\$19.60	Permit	Fee
Taxi Driver - Biennial	Taxi drivers are charged for an investigation of criminal and driving history (taxi permits are valid for two years - this change corrects previous language without affecting/changing the fee).	\$155	Permit	Fee
Taxi Owner - Addtl Person on Application	Taxi owners are charged for an investigation of criminal and driving history and review of ownership interest/financial transactions.	\$120	Permit	Fee
Taxi Owner - Addtl Share Purchase	Taxi owners are charged for a review of ownership interest/financial transactions.	\$120	Permit	Fee
Taxi Owner - Biennial	Taxi owners are charged for an investigation of criminal and driving history and review of ownership interest/financial transactions (same as above).	\$155	Permit	Fee
Taxi Owner - Corporation	Taxi owners are charged for an investigation of corporations and review of ownership interest/financial transactions.	\$120	Permit	Fee
Tow Truck Driver - Biennial	Tow truck drivers are charged for an investigation of criminal and driving history.	\$155	Permit	Fee

MASTER FEES AND CHARGES SCHEDULE

DEPARTMENT: POLICE				
Fee Name	Description	Fee	Per	Type
Standard Carry Concealed Weapon (CCW) License Application Processing Fee	Fees reflect 6.0 hours of staff time required to determine whether the applicant is qualified and successfully completed LBPD's CCW application procedures. Penal Code Section 26190, subdivisions (a)(2), (b)(1) and (b)(2) allow for a police department to be reimbursed for processing costs.	\$495.74	Per Application	Fee
Judicial Carry Concealed Weapon (CCW) License Application Processing Fee	Fees reflect 6.0 hours of staff time required to determine whether the applicant is qualified and successfully completed LBPD's CCW application procedures. Penal Code Section 26190, subdivisions (a)(2), (b)(1) and (b)(2) allow for a police department to be reimbursed for processing costs.	\$495.74	Per Application	Fee
Reserve Officer Carry Concealed Weapon (CCW) License Application Processing Fee	The Reserve Officer CCW license application processing fee may be waived at the discretion of the Chief of Police. Fees reflect 6.0 hours of staff time required to determine whether the applicant is qualified and successfully completed LBPD's CCW application procedures. Penal Code Section 26190, subdivisions (a)(2), (b)(1) and (b)(2) allow for a police department to be reimbursed for processing costs.	\$495.74	Per Application	Fee
Carry Concealed Weapon (CCW) License Renewal Application Processing Fee	Fees are set forth per Penal Code Section 26190, subsection (c).	\$25	Per Application	Fee
Carry Concealed Weapon (CCW) License Amendment/Modification/Duplicate/Replacement Processing Fee	Fees are set forth per Penal Code Section 26190, subsection (e) (1). Amendments allow a CCW holder to request a change to their name, add/delete an approved firearm, and/or request a duplicate or replacement license with supporting documentation.	\$10	Per Application	Fee
Inmate Detention Fee	Cost to house inmates overnight on behalf of another law enforcement agency	\$115	Each Day	Fee
Inmate Meal Fee	Cost to provide meals to one inmate held in the LBPD detention facility on behalf of another agency.	\$10	Each Day	Fee
CURB PAINTING FEE SCHEDULE				
Charitable Solicitation	Charitable organizations are charged for an investigation to verify legitimate tax-exempt status.	\$60	Permit	Fee

MASTER FEES AND CHARGES SCHEDULE

DEPARTMENT: PUBLIC WORKS				
Fee Name	Description	Fee	Per	Type
Expedited Fee Review	Request to expedite permit fee review	2x Base Fee	Each	Fee
Miscellaneous Public Works Services	Review of miscellaneous Public Works services not included in other fee services.	Charge the fully allocated hourly rates for all personnel used plus any outside costs.	Per Instance	Fee
Study Review & Consultation	Review of development project studies and needed consultation.	Charge the fully allocated hourly rate for all personnel involved plus any outside costs.	Instance	Fee
Extension of Time/Minor Revision of Permit	Review of a request for an extension of time or a minor revision of a permit.	\$100	Per Application	Fee
Miscellaneous Engineering Review	Review of miscellaneous Engineering projects not covered by other application fees.	Charge the fully allocated hourly rate for all personnel involved plus any outside costs.	Instance	Fee
Public Works Technology Surcharge	A surcharge on Engineering applications and permits to recover costs for needed technology.	3% of all Engineering Permit and Application Fees	Percent	Fee
ENVIRONMENTAL SERVICES				
Special Pickup - Oversized Item	Fee to pick up oversized item(s), which would be an item that does not fit in bin. Up to 5 items allowed per pickup. The first four special pick-us per year are free of charge.	\$7.65	Pick up	Fee
Excess Refuse	Fee to collect refuse not stored in carts.	\$110	Hour	Fee
Automated Cart Exchange	Fee to replace cart if at request per customer.	\$42.53	Cart	Fee
Tire Collection per Tire	Fee to pick up tire(s) from residential account only. The first four special pick-us per year are free of charge.	\$4.81	Tire	Fee
Special Collection 2-yard Bin	Fee for an additional pick up of a 2-yard bin which would be in addition to regular service.	\$39.60	Pick up	Fee
Special Collections - 300 gal Cart	Fee for an additional pick up of a 300 gallon cart which would be in addition to regular service.	\$23.87	Pick up	Fee
Special Collections - 100 gal Cart	Fee for an additional pick up of a 100 gallon cart which would be in addition to regular service.	\$15.12	Pick up	Fee

MASTER FEES AND CHARGES SCHEDULE

DEPARTMENT: PUBLIC WORKS				
Fee Name	Description	Fee	Per	Type
Special Collections - 64 gal Cart	Fee for an additional pick up of a 64 gallon cart which would be in addition to regular service.	\$14.18	Pick up	Fee
Roll Off Service	Fee to provide roll off bin up to six tons.	\$300	Bin	Fee
Late Setout/Locked	Fee to collect refuse or recycling if operator needs to return to site due to bin not being set out or area is locked.	\$17.01	Pick up	Fee
Bin/Barrel/Cart Rollout	Fee to have bins rolled out to curb.	\$10.05	Pick up	Fee
Account Reinspection	Fee to reinspect account if overflow determined responsibility of client.	\$55	Inspection	Fee
Refuse Transportation Permit Fee	Fee for Private Hauler Permit	\$25.00	Permit	Fee
Rental for 2-yard bin	Fee to rent bin from City	\$25.00	Bin	Rent
Rental for 3-yard bin	Fee to rent bin from City	\$35.00	Bin	Rent
Refuse Transportation Permit Application Fee	Fee for private haulers to apply for refuse transportation permits.	\$10,000	Permit Application	Fee
Refuse Hauler Business Fee - AB 939 Fee	Private Waste Haulers pay the costs of preparing, adopting and implementing an integrated waste management plan pursuant to the State of California Integrated Waste Management Act of 1989 (AB 939).	10%	Gross Receipts	Fee
Illegal Haulers, Default and Impound Fee	Fees for illegal haulers who operate in the City, permitted haulers who default with all permit requirements, and impound fees for violations. Any cost incurred to the City for the removal of illegal receptacles or hauling vehicles, including but not limited to cost of removal and storage, and any attorney fees, if applicable. Each subsequent incident of violation shall be subject to an administrative fee of \$1,000 in addition to any other costs stated above.	\$1,000 + costs	Violation	Penalty
Transferability of Refuse Transportation Permits	Fee for private haulers to apply for the transfer of a refuse transportation permit. A nonrefundable fee for applying for the transfer of a refuse transportation permit by resolution to reimburse the City for the actual costs of processing the application and transferring the refuse transportation permit.	\$1,030	Per Transfer Permit	Fee
FACILITIES				

MASTER FEES AND CHARGES SCHEDULE

DEPARTMENT: PUBLIC WORKS				
Fee Name	Description	Fee	Per	Type
City Facility Key Deposit	Refundable deposit for keys to City facilities. Deposit will be applied per key borrowed by a renter. This deposit requirement may be waived at the discretion of the issuing/managing department of the City facility. The deposit will be refunded to the renter when key(s) are returned to the managing department.	\$75.00	Key	Fee
Guard Rail/Fencing Barrier Repair during Business Hours	Street Maintenance Division staff respond to Police requests to repair guard rail or fencing barriers damaged by vehicles. Cost billed to responsible party named in the police damage report, if known.	Charge the fully allocated hourly rates for all personnel used plus any outside costs.	Occurrence	Fee
Guard Rail/Fencing Barrier Repair after Business Hours	Street Maintenance Division staff respond to Police requests to repair guard rail or fencing barriers damaged by vehicles. Cost billed to responsible party named in the police damage report, if known.	Charge the fully allocated hourly rates for all personnel used plus any outside costs.	Occurrence	Fee
Civic Center Facilities - Special Events Usage or Damage Repairs during Business Hours	Fee charged to provide Public Service Bureau staff presence at special events or to repair damage at a Civic Center facility. Fee charged to non-city agency/person requesting services or responsible parties named on the police damage report.	Charge the fully allocated hourly rates for all personnel used plus any outside costs.	Occurrence	Fee
Civic Center Facilities - Special Events Usage or Damage Repairs after Business Hours	Fee charged to provide Public Service Bureau staff presence at special events or to repair damage at a Civic Center facility. Fee charged to non-city agency/person requesting services or responsible parties named on the police damage report.	Charge the fully allocated hourly rates for all personnel used plus any outside costs.	Occurrence	Fee
Non-Civic Center Facilities - Damage Repairs during Business Hours	Fee charged to responsible party named on a police damage report for Facilities Maintenance Division staff to repair damage at a non-Civic Center facility.	Charge the fully allocated hourly rates for all personnel used plus any outside costs.	Occurrence	Fee
Non-Civic Center Facilities - Damage Repairs after Business Hours	Fee charged to responsible party named on a police damage report for Facilities Maintenance Division staff to repair damage at a non-Civic Center facility.	Charge the fully allocated hourly rates for all personnel used plus any outside costs.	Occurrence	Fee
LAND DEVELOPMENT ACTIVITIES				
Tieback Mitigation Fee	Tieback application fee for non-removal of tiebacks related to subsurface shoring installations that are left in place between eith(8) feet and twenty (20) feet below the established grade.	\$1,215.00	Tieback	Fee

MASTER FEES AND CHARGES SCHEDULE

DEPARTMENT: PUBLIC WORKS				
Fee Name	Description	Fee	Per	Type
PROCESSING FEE SCHEDULE				
SUBDIVISION PROCESSING FEE SCHEDULE				
Site Plan Review	Fee to cover expenses for staff involvement in Site Plan Review, Conceptual Site Plans and AUP/CUP.	\$3915	Application	Fee
Class C/D ROW Excavation / Park Improvement - Plan Review	Fee for review of drawings of public improvement.	\$1210 plus estimate of costs for inspection.	Sheet	Fee
Tentative Map Review	Developers and Sub-dividers to review site plans for establishment of conditions for approval.	\$1790	Application	Fee
Final Parcel Maps	Fees related to the processing of a final Parcel map and any services received from professional consulting services per LBMC 20.16.050.	\$4415	Per map	Fee
Waived Parcel Map	Fees related to the processing of a waived Parcel map and any services received from professional consulting services per LBMC 20.16.050.	\$3600	Per map	Fee
Tract Maps: < 20 Lots/Units	Fees related to the processing of a final Tract map and any services received from professional consulting services per LBMC 20.16.050.	\$8245	Per map	Fee
Tract Maps: > 21 Lots/Units	Fees related to the processing of a final Tract map and any services received from professional consulting services per LBMC 20.16.050.	\$8,245 per map + \$55 For Each Lot/Unit Over 20	Per map	Fee
Revisions or Excess Plan/Map Review	Review of revisions to an approved plan/map or excess map/plan review due to the actions of the applicant.	30% of Initial Fee Per Revision/Submittal	Each	Fee
Field Boundary Check or Recheck	Developers and Sub-dividers to cover survey services to investigate the boundaries of parcels.	Charge the fully allocated hourly rate for all personnel involved plus any outside costs.	Each	Fee
Field Site Review and/or Improvement Certification	Fee to cover field investigation of required public improvements.	Charge the fully allocated hourly rate for all personnel involved plus any outside costs.	Each	Fee

MASTER FEES AND CHARGES SCHEDULE

DEPARTMENT: PUBLIC WORKS				
Fee Name	Description	Fee	Per	Type
PROCESSING FEE SCHEDULE				
Lot Line Adjustment	Fee to cover survey services to adjust the legal boundary of a parcel and any services received from professional consulting services per LBMC 20.16.050.	\$1825	Per application	Fee
Parkway Tree Planting	Fee to cover purchase and installation of tree.	Charge the fully allocated hourly rates for all personnel used plus any outside costs.	Each Tree	Fee
PARKING METER FEES				
Parking Meter Zone 31	Parking Meter Fee for newly installed parking meters on the South side of Ocean Boulevard between Termino Avenue and Bennett Avenue (Parking Meter Zone 31) \$0.50 per hour from 10:00 a.m. to 7:00 p.m., Monday through Sunday, excluding holidays, for a maximum of 2 hours	\$0.50	Hour	Fee
Parking Meter Zone 34	Parking Meter Fee for newly installed parking meters along 4th Street between Hermosa Avenue and Temple Avenue, including side streets intersecting 4th Street (Parking Meter Zone 34) \$1.00 per hour from 10:00 a.m. to 9:00 p.m., Monday through Sunday, excluding holidays, for a maximum of 3 hours per RES-18-0171.	\$1.00	Hour	Fee
Parking Meter Zone 32	Olympic Plaza between Termino Avenue and Bennett Avenue (Parking Meter Zone 32) \$0.50 per hour from 10:00 a.m. to 7:00 p.m., Monday through Sunday, excluding holidays, for a maximum of 2 hours	\$0.50	Hour	Fee

MASTER FEES AND CHARGES SCHEDULE

DEPARTMENT: PUBLIC WORKS				
Fee Name	Description	Fee	Per	Type
Parking Meter - Zones 19, 20, 21, 22, 23, 24, 25	<p>Hourly parking meter rate for Parking Meter Zones 19 - 25 as established by LBMC 10.28.130 to a maximum of \$2.00 per hour with a four-hour maximum.</p> <p>Parking Meter Zone locations:</p> <p>(19): Pine Avenue between Seaside Way and its southerly terminus.</p> <p>(20): Shoreline Drive between Linden Avenue and Aquarium Way; the north side of Shoreline Drive from Chestnut Place to Cedar Avenue; the north side of Shoreline Drive from Aquarium Way to Pine Avenue; and the south side of Shoreline Drive from Pine Avenue to Shoreline Village Drive.</p> <p>(21): Aquarium Way between Shoreline Drive and Seaside Way.</p> <p>(22): Cedar Avenue between Shoreline Drive and Seaside Way.</p> <p>(23): Bay Street between Cedar Avenue and Pine Avenue.</p> <p>(24): The Paseo between Aquarium Way and Pine Avenue.</p> <p>(25): Seaside Way between Linden Avenue and Golden Shore.</p>	\$2.00	Hour	Fee
Parking Meter Zone One	Hourly parking meter rate for Parking Meter Zone One - 10am -7pm / 7 days a week, excluding holidays, at \$.75 / hr, with a maximum purchase of 2 hours.	\$1.50	Hour	Fee
Parking Meter - Belmont Shore, 2nd Street Lots	Hourly parking meter rate for Parking Meter - Belmont Shore, 2nd Street lots including lots at the cross streets of Argonne Ave & 2nd Street, Granada Ave & 2nd Street, Corona Ave & 2nd Street, Covina Ave & 2nd Street, Glendora Ave & 2nd Street, Pomona Ave & 2nd Street, Santa Ave & 2nd Street, and Park Ave & 2nd Street, 10am -7pm / 7 days a week, excluding holidays, at \$1/hr., with a maximum purchase of 2 hours.	\$1.50	Hour	Fee
Subzone A- Parking Meter Zone One	Hourly parking meter rate for Parking Meter Zone One - Subzone A at 189 Park Ave. 10am-7pm / 7 days a week, excluding holidays, at \$.75 / hr, with a maximum of \$3.00 per day.	\$1.50	Hour	Fee
Parking Meter Zones 4,5,6	Hourly parking meter rate for Parking Meter Zones Four, Five and Six in the Downtown periphery as established by LBMC 10.28.130 to a maximum of \$1.00 per hour.	\$1.00	hour	Fee

MASTER FEES AND CHARGES SCHEDULE

DEPARTMENT: PUBLIC WORKS				
Fee Name	Description	Fee	Per	Type
Parking Meter Zones 2,3,18	Hourly parking meter rate for Parking Meter Zones Two, Three and Eighteen in the Downtown core as established by LBMC 10.28.130 to a maximum of \$1.50 per hour.	\$1.50	hour	Fee
PARKING MANAGEMENT				
The Pike Parking Structure - Basic Rate (no validation), Hotel Guest Self-Parking (no in/out privileges)	Basic Rate (no validation), Hotel Guest Self Parking (no in/out privileges)	Free First 30 minutes \$3.00 - 30 minutes - 1.5 hours \$6.00 - 1.5 hours - 2.5 hours \$9.00 - 2.5 hours - 4 hours \$12.00 - 4 hours - 5 hours \$15.00 - 5 hours - 8 hours \$16.00 - 8 hours - 24 hours Valet: parking: add \$5.00 premium to rates listed above.	Hourly	Fee
The Pike Parking Structure - Retail/Restaurant Validation	Retail/Restaurant Validation	Free - First 2 hours \$3.00 2 - 3 hours \$6.00 3 - 4 hours \$9.00 4 - 5 hours \$12.00 5 - 6 hours \$15.00 6 - 8 hours \$16.00 8 - 24 hours Valet parking: add \$5.00 premium to rates listed above.	Hourly	Fee

MASTER FEES AND CHARGES SCHEDULE

DEPARTMENT: PUBLIC WORKS				
Fee Name	Description	Fee	Per	Type
The Pike Parking Structure - Cinema/IMAX Validation	Cinema/IMAX Validation	Free - First 3.5 Hours \$6.00 - 3.5 - 4 Hours \$9.00 - 4 - 5 Hours \$12.00 - 5 - 6 Hours \$15.00 - 6 - 8 Hours \$16.00 - 8 - 24 Hours Valet parking: add \$5.00 premium to rates listed above.	Hourly	Fee
The Pike Parking Structure - Hotel Guest Valet (with in/out privileges)	Hotel Guest Valet (with in/out privileges)	\$21.00 per night, from 2pm until 12pm check-out	nightly	Fee
The Pike Parking Structure - Special Event	Special Event	\$8.00 - \$20.00 per day, to be determined by the City Manager	daily	Fee
The Pike Parking Structure - Aquarium Validation	Aquarium Validation	\$8.00 for the first 24 hours, then the basic rate thereafter	daily	Fee
The Pike Parking Structure - Pier Point Landing/Boat Operator	Pier Point Landing/Boat Operator	\$8.00 until 3am, then becomes overnight rate of \$16.00 until 12pm. A new \$8.00 rate applies from 12pm until 3am.	daily	Fee
The Pike Parking Structure - Lost Ticket	Lost Ticket	\$24.00	per ticket	Fee

MASTER FEES AND CHARGES SCHEDULE

DEPARTMENT: PUBLIC WORKS				
Fee Name	Description	Fee	Per	Type
The Pike Parking Surface Lot - Basic Rate (no validation)	Basic Rate (no validation)	Free First 25 minutes \$5.00 25 min. - 2 Hours \$7.00 2 - 3 Hours \$9.00 3 - 3.5 Hours \$11.00 3.5 - 4 Hours \$13.00 4 - 4.5 Hours \$15.00 4.5 - 5 Hours \$17.00 5 - 5.5 Hours \$19.00 5.5 - 6 Hours \$21.00 6 - 24 Hours Valet parking: add \$5.00 premium to rates listed above.	Hourly	Fee
The Pike Parking Surface Lot - Any Pike Tenant Validation	Any Pike Tenant Validation	Free First 25 minutes \$1.00 25 min. - 1 Hour \$3.00 1 - 2 Hours \$5.00 2 - 3 Hours \$9.00 3 - 3.5 Hours \$11.00 3.5 - 4 Hours \$13.00 4 - 4.5 Hours \$15.00 4.5 - 5 Hours \$17.00 5 - 5.5 Hours \$19.00 5.5 - 6 Hours \$21.00 6 - 24 Hours Valet parking: add \$5.00 premium to rates listed above.	Hourly	Fee

MASTER FEES AND CHARGES SCHEDULE

DEPARTMENT: PUBLIC WORKS				
Fee Name	Description	Fee	Per	Type
The Pike Parking Surface Lot - Special Event	Special Event	\$8.00 - \$20.00 per day, to be determined by the City Manager	Daily	Fee
The Pike Parking Surface Lot - Lost Ticket	Lost Ticket	\$26.00	Per Ticket	Fee
Beach Parking Pass (Annual)	Annual Parking Pass for Designated Beach Parking Lots. All passes expire December 31st.	\$155	Annual Rate	Rent
Beach Parking Pass (Senior)	Senior Rate - Parking Pass for Designated Beach Parking Lots. All passes expire December 31st.	\$75	Annual Rate	Rent
Beach Parking Permit Replacement Fee - (Daytime)	Replacement fee for lost permits - Daytime	\$25	Each	Fee
Beach Parking FOB	FOB for Designated Beach Parking Lots After Hours Entry. Patron must purchase an annual overnight beach parking permit.	\$25	Each	Fee
Overnight Beach Parking Pass (Annual)	Parking Pass Allowing Holder to Park in Designated Beach Parking Lots After Hours. All passes expire on December 31st.	\$336	Annual Rate	Rent
Beach Parking - Paystations	Paystations in Beach Parking Lots	\$0.50 - \$1	15 Minutes	Rent
Parking Fee in Tidelands Parking Lots	All-day Parking Pass in Tidelands parking lots.	\$10	Day/Vehicle	Rent
Electric Vehicle Charging Fee (Level 2) (Peak-Rate)	Level 2 charging at electric vehicle charging stations in various public parking structures/lots under the "ChargeReady" program. Peak-Rates (Summer Rates) are from June 1st - September 30th Peak-Rate: \$0.3277 - 0.3450/kWh (Kilowatt per Hour)	\$0.3277 - 0.3450/kWh (Kilowatt per Hour)	kWh	Fee
Electric Vehicle Charging Fee (Level 2) (Non Peak-Rate)	Level 2 charging at electric vehicle charging stations in various public parking structures/lots under the "ChargeReady" program. Non Peak-Rates (Winter Rates) are from October 1st - May 31st. Non-Peak-Rate: \$0.2404 - 0.2531/kWh (Kilowatt per Hour)	\$0.2404 - 0.2531/kWh (Kilowatt per Hour)	kWh	Fee
Electric Vehicle Charging Fee (Level 3) (Non Peak-Rate)	Level 3 charging at electric vehicle charging stations in various public parking structures/lots under the "ChargeReady" program. Non Peak-Rates (Winter Rates) are from October 1st - May 31st. Non-Peak-Rate: \$0.2641 - 0.2780/kWh (Kilowatt per Hour).	\$0.2641 - 0.2780/kWh (Kilowatt per Hour)	kWh	Fee

MASTER FEES AND CHARGES SCHEDULE

DEPARTMENT: PUBLIC WORKS				
Fee Name	Description	Fee	Per	Type
Electric Vehicle Charging Fee (Level 3) (Peak-Rate)	Level 3 charging at electric vehicle charging stations in various public parking structures/lots under the "ChargeReady" program. Peak-Rates (Summer Rates) are from June 1st - September 30th. Peak-Rate: \$0.3600 - 0.3790/kWh (Kilowatt per Hour).	\$0.3600 - 0.3790/kWh (Kilowatt per Hour)	kWh	Fee
Aquarium Parking Rates				
Aquarium Garage - Transient Parking	Transient Parking	\$2.75	30 minutes	Rent
Aquarium Garage - Events	Events (Determined by City Manager)	\$6 - \$20	Rate to be determined by the City Manager on a per event basis	Rent
Aquarium Garage - Lost Ticket	Lost Ticket	\$15	Lost Ticket	Rent
Aquarium Garage - Maximum Daily Rate	Maximum Daily Rate	\$15	Day	Rent
Aquarium Garage - Validated Tickets	Validated Parking Tickets	Free	First 90 minutes	Rent
Aquarium Garage - Validated Parking Tickets Exceeding 90 Minutes	Validated Parking Tickets Exceeding 90 Minutes	\$3.50	91 minutes to 3.0 hours	Rent
Aquarium Garage - Validated Parking Tickets Exceeding 90 Minutes	Validated Parking Tickets Exceeding 90 Minutes	\$2.75	Each additional 30 minutes beyond 4.0 hours	Rent
Aquarium Garage - Validated Parking Tickets Exceeding 90 Minutes	Validated Parking Tickets Exceeding 90 Minutes	\$5.25	3-4 Hours	Rent
Aquarium Garage - Cinemark Validated Parking Tickets	Cinemark Validated Parking Tickets	Free	First 3 hours	Rent
Aquarium Garage - Aquarium & Pierpoint Landing Guests	Aquarium & Pierpoint Landing Guests	\$8	Day	Rent
Aquarium Garage - Monthly Permits	Monthly Permits	\$70	Month	Rent
Aquarium Garage - Aquarium Employees	Aquarium Employees	\$4	Day	Rent
Aquarium Garage - Advanced Sales - Aquarium Guests	Advanced Sales - Aquarium Guests	\$8	Day	Rent
Aquarium Garage - Grand Prix Valet	Grand Prix Valet	\$12	Day	Rent

MASTER FEES AND CHARGES SCHEDULE

DEPARTMENT: PUBLIC WORKS				
Fee Name	Description	Fee	Per	Type
Aquarium Parking Rates				
Aquarium Garage - Aquarium Member Parking Passes	Aquarium Member Parking Passes	\$20	5 Days	Rent
Aquarium Garage - Pre-Paid Parking Passes	Pre-Paid Parking Passes	\$8	Day	Rent
City Place Parking Rates				
City Place (A,B, & C) - Monthly Daytime Permit - Public	Monthly Daytime Permits - Public Valid Sunday through Saturday from 8AM - 8PM	\$45	Month	Rent
City Place (A, B, & C) Monthly Nighttime Permit - Public	Monthly Nighttime Permit - Public Valid Sunday through Saturday from 8PM - 8AM	\$45	Month	Rent
City Place (A, B, & C) - Monthly Day/Night Permits - Public	Monthly Day/Night Permit - Public Valid Day and Night	\$80	Month	Rent
City Place - Monthly Permits - Employees	Monthly Permits - Employees	\$15	Month	Rent
City Place - Monthly Permits - Griffis Residents	Monthly Permits - Griffis Residents	\$54.29	Month	Rent
City Place - Lost Ticket	Lost Ticket	\$12	Lost Ticket	Rent
City Place - Maximum Daily Rate	Maximum Daily Rate	\$12	Day	Rent
City Place - Event Rate	Flat Rate for Events	\$6 - \$20	Rate to be determined by the City Manager on a per event basis	Rent
City Place - Transient Parking	Transient Parking	Free	2 Hours free (no validation needed)	Rent
City Place - Open Surface Lot (Daily Parking)	City Place - Open Lot has 56 parking spaces with usage charges at \$1.00/hour for 46 of the spaces and the remaining 8 parking spaces designated as handicap is free of charge. 50 E. 5th Street at the Promenade.	\$1 per hour	Per Hour	Rent
City Place - Open Lot (Handicap)	City Place - Open Lot Handicap designated 8 parking spaces free of charge	Free Per Hour	per hour	Rent
City Place - Transient Parking	Transient Parking - Each 30 minutes beyond 2 hours	\$2.00	Hour	Rent
Broadway/Civic Garage Parking Rates				
Broadway / Civic Garage - Monthly Daytime Permit - Public	Monthly Daytime Permit - Public Valid Sunday through Saturday from 8AM - 8PM	\$45	Month	Rent

MASTER FEES AND CHARGES SCHEDULE

DEPARTMENT: PUBLIC WORKS				
Fee Name	Description	Fee	Per	Type
Broadway/Civic Garage Parking Rates				
Broadway / Civic Garage - Monthly Nighttime Permit - Public	Monthly Nighttime Permit - Public Valid Sunday through Saturday 8PM - 8AM	\$45	Month	Rent
Broadway / Civic Garage - Monthly Day/Night Permits - Public	Monthly Day/Night Permits - Public Valid Day and Night	\$80	Month	Rent
Broadway/Civic Garage - Transient Parking	Transient Parking	Free	1st - 30 minutes	Rent
Broadway/Civic Garage - Transient Parking	Transient Parking	\$2	Each 30 minutes beyond 30 minutes	Rent
Broadway/Civic Garage - Library Validation	Library Validation	\$2	First 3 Hours with library validation	Rent
Broadway/Civic Garage - Maximum Daily Rate	Maximum Daily Rate	\$12	Day	Rent
Broadway/Civic Garage - Event Rate	Flat Rate for Events	\$6-\$20	Rate to be determined by the City Manager on a per event basis	Rent
Misc. Parking Lots Rates				
Market Lot - Transient Parking	Hourly parking meter rate for Market Lot (5412 Long Beach Boulevard) - \$1.00 per hour from 8:00 a.m. to 8:00 p.m., Monday through Sunday	\$1.00	Hour	Rent
M-1 Parking Lot - Day / Night Monthly Permit - Public	M-1 Parking Lot Day / Night Monthly Permit - valid day and night	\$80	Month	Rent
M-1 Parking Lot - Daytime Monthly Permit - Public	M-1 Parking Lot - Daytime Monthly Permit valid Sunday through Saturday, 8AM - 8PM	\$45	Month	Rent
M-1 Parking Lot - Monthly Night Permit - Public	M-1 Parking Lot Monthly Night Permit valid Sunday through Saturday, 8PM - 8AM	\$45	Month	Rent
M-1 Parking Lot - Event Rate	M-1 Parking Lot Event Flat Rates	\$6-\$20	Rate to be determined by City Manager on a per event basis	Rent

MASTER FEES AND CHARGES SCHEDULE

DEPARTMENT: PUBLIC WORKS				
Fee Name	Description	Fee	Per	Type
Misc. Parking Lots Rates				
Shoreline Gateway Lot - Event Rate	Shoreline Gateway Lot - Event Rate	\$6-\$20	Rate to be determined by the City Manager on a per event basis	Rent
Shoreline Gateway Lot - Monthly Permit	Monthly Permits - Public	\$50	Month	Rent
Parking Rental for Special Events & Filming	Per Parking Space	\$12	Day	Rent
Market Lot - Transient Parking	Hourly parking meter rate for Market Lot (5412 Long Beach Boulevard) - \$1.00 per hour from 8:00 a.m. to 8:00 p.m., Monday through Sunday	\$1.00	Hour	Rent
Monthly Parking Permit - Late Payment Processing (non-Coastal jurisdiction areas)	Fee will accrue per month and be added to the total balance owed to offset costs associated with the ongoing payment collections process.	\$15	Per Month of non-payment	Fee
Catalina Lot Monthly Parking Permit	Catalina Lot Monthly Parking Permit	\$60	Month	Rent
Catalina Lot Oversized Vehicle Daily Parking Fee	Catalina Lot Oversized Vehicle Daily Parking Fee	\$20	Day	Rent
Catalina Lot Special Event Parking	Catalina Lot Special Event Parking	\$8.00 to \$20.00 per day, to be determined by the City Manager	Day	Fee
Virginia Village Parking Lot - Hourly Rate	Lot located at 5301 Long Beach Blvd. \$1/Hour.	\$1	Hour	Rent
PERMIT FEE SCHEDULE				
PIPELINE AND UTILITIES PERMIT FEES				
Each permit and permit supplement issued under LBMC Chapter 15.44 shall be subject to the condition and shall provide that the permittee, as and for compensation for use of city property, shall pay to the city annually in advance, on a calendar year basis. All fees are due and payable on January 1 of each calendar year. The fee for each permit that is issued to any person other than a governmental agency shall be not less than twenty-five (\$25) per year.				

MASTER FEES AND CHARGES SCHEDULE

DEPARTMENT: PUBLIC WORKS				
Fee Name	Description	Fee	Per	Type
PIPELINE AND UTILITIES PERMIT FEES				
Pipelines and Utilities Permit Fees	A fee for installing a facility/pipeline on City property. For pipelines with an internal diameter not listed herein, the fees shall be in the same proportion to the fees of a twelve inch (12") diameter pipe as the diameter of the unlisted pipe is to twelve inches (12"). The annual payment for each lineal foot of pipeline shall be computed and revised each calendar year.	The applicable base rate shall be multiplied by the consumer price index for owners' equivalent rent of primary residence in Los Angeles, California.	Each	Fee
Pole Permit Fees	The fee for putting a pole on City property/public right of way.	The annual fee shall be computed at the rate of one dollar twenty five cents (\$1.25) per pole.	Each	Fee
Baseline Rates for Pipeline Permit Fees				
Each permit and permit supplement issued pursuant to chapter 15.44 shall be subject to the condition and shall provide that the permittee, as and for compensation for use of city property, shall pay to the city annually in advance, on a calendar year basis except as otherwise stated herein, fees for Water, Wastewater, Oil, Gas, Sewer, Gasoline, Electrical Energy, Communications, and Liquefied Petroleum Gas Pipelines as follows:				
Pipe Size (Internal Diameter) 0-4"	Annual Pipeline Permit Fee	\$0.234	Base Rate (Per Lineal Foot)	Fee
Pipe Size (Internal Diameter) 6"	Annual Pipeline Permit Fee	\$0.352	Base Rate (Per Lineal Foot)	Fee
Pipe Size (Internal Diameter) 8"	Annual Pipeline Permit Fee	\$0.469	Base Rate (Per Lineal Foot)	Fee
Pipe Size (Internal Diameter) 10"	Annual Pipeline Permit Fee	\$0.586	Base Rate (Per Lineal Foot)	Fee
Pipe Size (Internal Diameter) 12"	Annual Pipeline Permit Fee	\$0.703	Base Rate (Per Lineal Foot)	Fee
Pipe Size (Internal Diameter) 14"	Annual Pipeline Permit Fee	\$0.820	Base Rate (Per Lineal Foot)	Fee
Pipe Size (Internal Diameter) 16"	Annual Pipeline Permit Fee	\$0.937	Base Rate (Per Lineal Foot)	Fee

MASTER FEES AND CHARGES SCHEDULE

DEPARTMENT: PUBLIC WORKS				
Fee Name	Description	Fee	Per	Type
PIPELINE AND UTILITIES PERMIT FEES				
Pipe Size (Internal Diameter) 18"	Annual Pipeline Permit Fee	\$1.055	Base Rate (Per Lineal Foot)	Fee
Pipe Size (Internal Diameter) 20"	Annual Pipeline Permit Fee	\$1.172	Base Rate (Per Lineal Foot)	Fee
Pipe Size (Internal Diameter) 22"	Annual Pipeline Permit Fee	\$1.289	Base Rate (Per Lineal Foot)	Fee
Pipe Size (Internal Diameter) 24"	Annual Pipeline Permit Fee	\$1.406	Base Rate (Per Lineal Foot)	Fee
Pipe Size (Internal Diameter) 26"	Annual Pipeline Permit Fee	\$1.523	Base Rate (Per Lineal Foot)	Fee
Pipe Size (Internal Diameter) 28"	Annual Pipeline Permit Fee	\$1.640	Base Rate (Per Lineal Foot)	Fee
Pipe Size (Internal Diameter) 30"	Annual Pipeline Permit Fee	\$1.758	Base Rate (Per Lineal Foot)	Fee
RECORDS SEARCH AND RECORDS COPYING				
RECORDS SEARCH				
Records Search - Technical Assistance		\$160/hour; first 15 minutes free	Hour	Fee
3M MICROFILM ENLARGEMENT COPIES				
3M Microfilm Copies	3M Microfilm enlargement full size copies	\$5.30	Copy	Fee
DIRECT COPIES FROM COPY MACHINE				
Records Search Copies	Record Search copy sizes 8 1/2 X 11; 8 1/2 X 14 & 11 X 17	\$0.30	Copy	Fee
COPIES OF MAPS				
G.I.S Map	Printed copies of Geographic Information Systems (GIS) Generated Map (36" x 36")	\$28 for one (36"x36")	Each	Fee
24" X 36" COPIES				
Map Copy Requests	COPIES MAPS Requests 24" X 36"	\$5.30	Copy	Fee
OTHER COPIES				
Digital/Electronic Copies	Electronic copy of computer drawing file (.pdf)	\$1.10	each	Fee
Map Books		\$18.15	Each	Fee

MASTER FEES AND CHARGES SCHEDULE

DEPARTMENT: PUBLIC WORKS				
Fee Name	Description	Fee	Per	Type
OTHER COPIES				
2400 Scale City Maps		\$18.15	Each	Fee
1800 Scale City Maps		\$24.65	Each	Fee
1200 Scale City Maps		\$26.85	Each	Fee
RIGHT OF WAY FEE SCHEDULE				
Final Street and Alley Vacation	Final fee to cover the processing of a street vacation.	\$4930	Per Application	Fee
Tentative Street and Alley Vacation	Initial fee to cover the processing of a street vacation.	\$6,770	Per Application	Fee
Administrative Right-of-Way Inspection Citation Fee - First Citation	This will allow staff to write administrative citations to entities who fail to comply with the Peak Hour Ordinance. The Peak Hour Directive seeks to minimizes impacts to traffic flow by prohibiting work or obstructions in the ROW during peak traffic hours (6:00 a.m. to 8:30 a.m. and 3:30 p.m. to 6:30 p.m.).	\$100	Citation	Penalty
Administrative Right-of-Way Inspection Citation Fee - Second Citation	This will allow staff to write administrative citations to entities who fail to comply with the Peak Hour Ordinance. The Peak Hour Directive seeks to minimizes impacts to traffic flow by prohibiting work or obstructions in the ROW during peak traffic hours (6:00 a.m. to 8:30 a.m. and 3:30 p.m. to 6:30 p.m.).	\$200	Citation	Penalty
Administrative Right-of-Way Inspection Citation Fee - Third Citation	This will allow staff to write administrative citations to entities who fail to comply with the Peak Hour Ordinance. The Peak Hour Directive seeks to minimizes impacts to traffic flow by prohibiting work or obstructions in the ROW during peak traffic hours (6:00 a.m. to 8:30 a.m. and 3:30 p.m. to 6:30 p.m.).	\$500	Citation	Penalty
Administrative Right-of-Way Inspection Citation Fee - Fourth Citation	This will allow staff to write administrative citations to entities who fail to comply with the Peak Hour Ordinance. The Peak Hour Directive seeks to minimizes impacts to traffic flow by prohibiting work or obstructions in the ROW during peak traffic hours (6:00 a.m. to 8:30 a.m. and 3:30 p.m. to 6:30 p.m.).	\$1000	Citation	Penalty
Administrative Right-of-Way Inspection Citation Fee - Fifth and Subsequent Violations	This will allow staff to write administrative citations to entities who fail to comply with the Peak Hour Ordinance. The Peak Hour Directive seeks to minimizes impacts to traffic flow by prohibiting work or obstructions in the ROW during peak traffic hours (6:00 a.m. to 8:30 a.m. and 3:30 p.m. to 6:30 p.m.). Citations can be issued daily.	\$5000	Citation	Penalty

MASTER FEES AND CHARGES SCHEDULE

DEPARTMENT: PUBLIC WORKS				
Fee Name	Description	Fee	Per	Type
Administrative Right-of-Way Inspection Citation Fee - Egregious Violation	This will allow staff to write administrative citations to entities who fail to comply with the Peak Hour Ordinance. The Peak Hour Directive seeks to minimize impacts to traffic flow by prohibiting work or obstructions in the ROW during peak traffic hours (6:00 a.m. to 8:30 a.m. and 3:30 p.m. to 6:30 p.m.). Citations can be issued daily. Citations can be issued daily.	\$1,500 or \$2,500 as determined by the violation	Citation	Penalty
Improvement Plan Review	Plan review of the construction of new improvements in the public right-of-way. Includes under sidewalk roof drain and wheel chair ramp finishing.	\$1,200	Per Sheet	Fee
Class F Wireless Right-of-Way Facility Permit	Fee charged to locate microcells from mobile service providers on public property	\$4470 per permit (for up to ten sites) plus estimate of costs for inspection.	Per Permit	Fee
Class B Public Art / Objects Permit	Review and inspection of the placement of public art or objects in the public right-of-way.	\$1290 plus estimate of costs for inspection.	Per Permit	Fee
Engineering Inspection - Improvements in Public ROW	Inspection of activity in the public right-of-way.	\$160 per hour; After Hours: \$185 per hour (2hr minimum)	Per Hour	Fee
PUBLIC WALKWAYS OCCUPANCY PERMITS				
Class E Public Walkway Occupancy Permit - Sidewalk & Parklet	Fee to cover permit processing of public walkway occupancy permits. Sidewalk and Parklet Permit.	\$1375 plus estimate of costs for inspection.	Per Permit	Fee
Engineering Permit Appeal - Public Walkways Occupancy Permit - Applicant	Fee to cover appeal processing of public walkways occupancy permit (includes Wireless Telecommunications Facilities Permit).	\$2310	Appeal	Fee
Engineering Permit Appeal - Public Walkways Occupancy Permit - Third Party	Fee to cover appeal processing of public walkways occupancy permit (includes Wireless Telecommunications Facilities Permit).	\$1000	Appeal	Fee
Class E Public Walkway Occupancy Permit - Renewal	Fee to cover permit processing of public walkway occupancy permits. Permit Renewal.	\$760 plus estimate of costs for inspection.	Per Permit	Fee
DOCUMENT PROCESSING				
News Rack Impound	News racks on street corners in violation of Municipal Code Chapter 14.20 will be removed and a fee imposed to retrieve news stand.	\$505 per Rack	Rack	Fee

MASTER FEES AND CHARGES SCHEDULE

DEPARTMENT: PUBLIC WORKS				
Fee Name	Description	Fee	Per	Type
DOCUMENT PROCESSING				
No Parking Signs	Temporary No Parking Signs in Construction Zone (14"x22")	\$40	Per Request	Fee
Dedication: Street, Alley & Sidewalk	Fee to cover expenses of document processing.	\$3360	Per Document	Fee
Easements: Utility & Other Special Purpose	Fee to cover expenses of document processing.	\$3120	Per Document	Fee
Easements: Granted by the City	Fee to cover expenses of document processing (Appraised land value component may be added).	\$3120	Per Document	Fee
Agreement Processing	Fee to cover expenses of over the counter document processing; includes minor agreements, installation and maintenance agreements, and financial guarantee agreements.	\$2,430 per agreement plus actual costs at the fully allocated hourly rates for inspection and attorney review	Per Agreement	Fee
Quitclaim	Fee to cover expenses of document processing.	\$3120	Each	Fee
STREET IMPROVEMENT PERMITS				
Tree Trimming Out of Cycle	Fee to cover out of cycle tree trimming by contractor.	\$140 per request plus actual contract costs	Each	Fee
TEMPORARY STREET OCCUPANCY PERMITS				
Class A Temporary Street Occupancy Permits - Concrete Improvements in ROW	Fee for the use of the City right of way for Concrete Improvements in ROW	\$310	per Permit	Fee
Class A Temporary Street Occupancy Permits - Dumpster/Pod/Laydown	Review and inspection of a Class A Temporary Occupancy Permit for dumpster/pod laydown.	\$70	per permit	Fee
Overweight Vehicle Fee	Fee charged for overweight vehicles per LBMC 10.41. These fees are limited by State law.	This fee is \$16/trip, OR \$90/year, OR \$67.50 April-Dec, OR \$45 July-Dec, OR \$22.50 Oct-Dec	Trip/Period/Annual	Fee
STORM WATER MANAGEMENT				
Storm Water Compliance Inspection Fee (I/C)	NPDES Inspection fee for code enforcement and compliance inspections of Industrial/Commercial facilities (I/C).	285	Inspection	Fee

MASTER FEES AND CHARGES SCHEDULE

DEPARTMENT: PUBLIC WORKS				
Fee Name	Description	Fee	Per	Type
Storm Water Compliance Inspection Fee (IGP) – With State	NPDES Inspection fee for code enforcement and compliance inspections of Industrial facilities with State General NPDES(IGP).	330	Inspection	Fee
Storm Water Compliance Follow-up Inspection Fee (I/C)	NPDES Follow-Up Inspection Fee for Industrial/Commercial Facility (I/C).	250	Follow-up Inspection (I/C)	Fee
Storm Water Compliance Follow-up Inspection Fee (IGP) – With State	NPDES Follow-Up Inspection Fee for Industrial Facilities with State General NPDES Permit (IGP).	295	Follow-up Inspection (IGP)	Fee
Storm Water Notice of Violation Fee	NPDES Notice of Violation , I/C & IGP	\$295	Notice of Violation	Fee
Stormwater Item Retrieval	This fee is charged to persons requesting assistance for the retrieval of objects from storm drain catch basins.	Charge the fully allocated hourly rates for all personnel used plus any outside costs.	per instance	Fee
Pollution Abatement Fee	This fee is charged to persons or businesses that have violated MC 8.60.111: "Throwing rubbish and refuse on public right-of-ways or storm drain system prohibited. No person shall put, place, sweep, throw, brush, or in any other manner deposit any refuse, litter, vegetation, or any other waste in or on any public right-of-way or any portion of the storm drain system, including but not limited to streets, gutters, sidewalks, parkways and alleys." This fee is designed to reimburse the Storm/Environmental Compliance Division for money spent to the contractor for non-scheduled, emergency-response work.	Charge the fully allocated hourly rates for all personnel used plus any outside costs.	Per Instance	Penalty
TRAFFIC ENGINEERING				
Traffic Control Plan Review	Plan review of temporary traffic controls related to an encroachment permit.	\$385	Per Sheet	Fee
Preferential Parking Study/Application Processing	Perform study for feasibility/applicability and process application.	Deposit with actual charges based on number of housing units: 1-10 - \$2,500 11-50 - \$5,000 51-100 - \$7,500 101+ - \$10,000	Application	Fee
Driveway Parking Permit Application	Application to park in front of a driveway in a parking impacted area for an exclusive use of one household.	\$95	Per Driveway	Fee

MASTER FEES AND CHARGES SCHEDULE

DEPARTMENT: PUBLIC WORKS				
Fee Name	Description	Fee	Per	Type
Driveway Parking Annual Permit	Annual renewal of the driveway parking permit.	\$55	Per Permit	Fee
TRAFFIC OPERATIONS				
Curb Painting on Request	Painting a restrictive parking curb at the request of the property owner.	\$250 per location plus \$30 per each additional location and \$55 per each additional sign	Location	Fee
Light Shield Install by Request	Installation of a streetlight shield by request.	\$200	Per light shield.	Fee
Additional Streetlight Request (includes Maintenance and Electricity)	Installation of additional street light requests, such as a new foundation, service raceways, and lighting standards.	Charge the fully allocated hourly rates for all personnel used plus any outside costs.	Instance	Fee
Driveway Tip - Paint	Paint red curb on the side of driveway at owner's request with Traffic Engineering approval.	\$225	Location	Fee
Driveway Tip - Repaint	Repaint red curb on the side of driveway at owner's request.	\$115	Location	Fee
No Parking Sign - Temporary Posting	The Department provides a service for residents upon request where staff will post for a day or less, no parking signs and place traffic delineators to reserve parking space for a moving truck.	\$115	Per Request	Fee
Preferential Parking District Sign	Preferential Parking District installed by petition of neighborhood and Traffic Engineering approval.	\$230 per request plus \$130 per each additional sign after the first sign	Sign Installation	Fee
Parking Meter Removal Fee	Temporary removal of parking meter head.	\$235 for first meter plus \$60 per each additional meter plus amount equal to lost meter revenue	Meter	Fee

MASTER FEES AND CHARGES SCHEDULE

DEPARTMENT: PUBLIC WORKS				
Fee Name	Description	Fee	Per	Type
Parking Meter Removal Fee	Temporary removal of parking meter head/s with post/s.	\$295 for first meter plus \$115 per each additional meter plus amount equal to lost meter revenue.	Post	Fee
Parking Meter Out of Service Fee	Parking meter removed or otherwise taken out of service.	Amount equal to lost revenue, (\$/hr x # metered hrs. x # days)	Meter	Fee
Micro Mobility Permits				
Permitting for the Micro Mobility Program				
Micro-Mobility Permit Fee	Fee charged for Micro-Mobility vendors to operate in the City of Long Beach.	\$25,000	Annually	Fee
Micro-Mobility Device Fee	Fee charged to Micro-Mobility vendors for each device operating in the City of Long Beach.	\$75/device	Annually	Fee
Micro-Mobility Trip Fee	Fee charged to vendors for each trip taken on each micro-mobility device in the City of Long Beach.	\$0.20/trip	Per Trip	Fee
Micro-Mobility Staff Field Inspection Fee	Fee charged to vendors for each required field inspection of their Micro-Mobility device(s).	\$75/inspection	Per Inspection	Fee
Micro-Mobility Daily Impound Fee	Fee charged to Micro-Mobility vendors for each unit found non-compliant with the Micro-Mobility standards discarded in the Public Right of Way and impounded by the Department of Public Works. \$25/day/vehicle.	\$25/day/device impounded	Per Day	Fee
Micro-Mobility Non-Compliance Fee (Geofence Policy Violations)	Fee charged to Micro-Mobility permittee, per Geofence violations (No parking zone, No ride zone, Out of hub)	\$2.00/violation	Per Violation	Fee
Micro-Mobility Non-Compliance Fee (Discarded device in public ROW)	Fee charged to Micro-Mobility vendors for each device discarded in the Public Right of Way and impounded by the Department of Public Works.	\$100/Device Impounded	Per Device	Fee
Micro-Mobility Non-Compliance Fee (Device outside of designated vendor parking zone or exceeding designated parking zone capacity)	Fee charged to Micro-Mobility vendors for each Micro Mobility device found re-balanced outside of designated vendor parking zone or exceeding designated parking zone capacity.	\$100/device impounded	Per Device	Fee

MASTER FEES AND CHARGES SCHEDULE

DEPARTMENT: PUBLIC WORKS				
Fee Name	Description	Fee	Per	Type
Micro Mobility Permits				
Micro-Mobility Non-Compliance Fee (Device noncompliant with ADA requirements)	Fee charged to Micro-Mobility vendors for each Micro Mobility Device found noncompliant with ADA requirements and situation not remedied within 2 hours.	\$100/Device Impounded	Per Device	Fee
Micro-Mobility Non-Compliance Fee (Device left unattended for more than 24 hours)	Fee charged to Micro-Mobility vendors for each Micro Mobility Device left unattended for more than 24 hours (unless within the limits of a parking zone).	\$100/Device impounded	Per Device	Fee
Micro-Mobility Non-Compliance Fee (Device fails to meet the minimum equipment requirements)	Fee charged to Micro-Mobility vendors for each Micro Mobility Device that fails to meet the minimum equipment requirements in Micro-Mobility Permit Section 3.4.1. and/or requirements set forth by CVC 21201.	\$100/device impounded	Per Device	Fee
Micro-Mobility Non-Compliance Fee (Damaged Device available for public use or left in the public right-of-way)	Fee charged to Micro-Mobility vendors for each damaged Micro Mobility device available for public use or left in the public right-of-way.	\$100/device impounded	Per Device	Fee
Micro-Mobility Non-Compliance Fee (Device not removed as requested)	Fee charged to Micro-Mobility vendors for each Micro Mobility Device not removed as requested for special event or emergency as per CVC 312.5.2.	\$100/Device impounded	Per Device	Fee
Micro-Mobility Non-Compliance Fee (Device quantity exceeds vendor's maximum allowed Citywide capacity)	Fee charged to Micro-Mobility vendors if the Micro Mobility Device quantity exceeds vendor's maximum allowed Citywide capacity.	\$100/device impounded	Per Device	Fee
Micro-Mobility Non-Compliance Fee (Device speed exceeds maximum)	Fee charged to Micro-Mobility vendors for each Micro Mobility Device that exceeds the maximum speed set forth by CVC 22411 (e-scooters: 15 MPH) and (e-bikes: 20 MPH).	\$100/device impounded	Per Device	Fee
Micro-Mobility Non-Compliance Fee (Device deployed by non-permitted vendor)	Fee charged to vendors for each Micro Mobility Device deployed by non-permitted vendor.	\$100/device Impounded	Per Device	Fee
Micro-Mobility Non-Compliance Fee (Data Sharing)	Fee charged to Micro-Mobility permittee when there is failure to provide data through Mobility Data Specification (MDS).	\$1,000/day with violation	Per Day with Violation	Fee
PARKING CITATIONS				
Expired Meter	LBMC 10.28.060 - Occupying a metered parking space without paying for parking	\$69	Citation	Fee
Overnight Parking in Beach Lots	LBMC 10.30.080 - Prohibition against parking overnight in designated lots	\$69	Citation	Fee
Parking in Bicycle Lane	VC 21211 (B) - No parking in a bicycle lane	\$69	Citation	Fee

MASTER FEES AND CHARGES SCHEDULE

DEPARTMENT: PUBLIC WORKS				
Fee Name	Description	Fee	Per	Type
Oversized Vehicle Parking Citation	LBMC10.24.081. This ban applies to vehicles that are either 85 inches high, 80 inches wide or 22 feet long. The most common of these vehicles are RVs. Residents will be able to acquire a free printable 72-hour parking permit from the city's website if they need to park their oversized vehicles on residential streets.	\$70	Citation	Penalty
Illegal Park/Private Property	LBMC 8.76.010G - Illegal Parking Private Property	\$65	Citation	Penalty
Parking Near Empty Building	LBMC 8.76.010Q - Parking Near Empty Building	\$65	Citation	Penalty
Parking on Empty Lot	LBMC 8.76.010R - Parking on Empty Lot	\$65	Citation	Penalty
Commercial Vehicle on Private Property	LBMC 8.76.010T - Commercial Vehicle on Private Property	\$65	Citation	Penalty
Parking on Parkway/Sidewalk	LBMC10.22.020 - Parkways and Sidewalks	\$69	Citation	Penalty
Improper Parking	LBMC10.22.070 - Blocking Wheels on Hills	\$65	Citation	Penalty
Vehicle for Sale	LBMC10.22.080 - Parking Vehicles for Sale	\$69	Citation	Penalty
No Parking Peddlers	LBMC10.22.090 - Food Vendor Parking	\$65	Citation	Penalty
Parking in Fire Lane	LBMC10.22.110 - Fire Lanes	\$105	Citation	Penalty
No Parking Temporary	LBMC10.22.120 - Temporary Parking Restrictions	\$69	Citation	Penalty
Parked over 72 hours	LBMC10.22.130 - Seventy-Two Hour Parking Limit	\$69	Citation	Penalty
Street Sweeping	Fee for vehicles not removed from curbside during posted street sweeping hours; parked vehicles prohibit a thorough sweep.	\$70	Citation	Penalty
Street Repair of Vehicle	LBMC10.22.150 - Repairing Vehicles on Streets	\$65	Citation	Penalty
Private Property/	LBMC10.22.160 - Parking on Private Property	\$65	Citation	Penalty
Parking - Public Housing	LBMC10.22.182 -Parking Regulations within Public Housing Projects	\$65	Citation	Penalty
Parking Within Lines	LBMC10.24.010 - Angle Parking	\$65	Citation	Penalty
No Stopping	LBMC10.24.030 -Parking Prohibited Where Posted--Exception	\$85	Citation	Penalty
No Parking	LBMC10.24.050 - Parking Prohibited - Compliance Required	\$69	Citation	Penalty
Exceeded Time Limit	LBMC10.24.090 - Limited Time Parking	\$69	Citation	Penalty
Parking Within T's	LBMC10.24.130 - Parking Space Markings	\$65	Citation	Penalty
Yellow, White, Green Curb	LBMC10.26.010 - Yellow, White, Green Curb Markings	\$69	Citation	Penalty
Red Curb Other	LBMC10.26.020 - Red Curb Markings	\$69	Citation	Penalty

MASTER FEES AND CHARGES SCHEDULE

DEPARTMENT: PUBLIC WORKS				
Fee Name	Description	Fee	Per	Type
Parking in an Alley	LBMC10.26.030 - Stopping in Alley	\$85	Citation	Penalty
Disabled Parking - Streets and Public Lots	LBMC10.34.020 - Parking For Disabled Persons Reserved For Vehicles With Appropriate License Plates or Placards	\$360	Citation	Penalty
Truck over 2 Hours	LBMC10.38.110 - Commercial Vehicle Parking On Residential Streets Designated As Truck Routes	\$85	Citation	Penalty
Commercial vehicle over 6,000 lbs unladen weight parked off truck route. Pick-ups exempt	LBMC10.40.010 - Establishment of Designated Truck Routes	\$130	Citation	Penalty
No Parking on City Property	VC21113.A - Driving Or Parking On Public Grounds	\$69	Citation	Penalty
Parking in Intersection	VC22500.A - Prohibited Stopping, Standing, or Parking	\$69	Citation	Penalty
Parking on Crosswalk	VC22500.B - Prohibited Stopping, Standing, or Parking	\$69	Citation	Penalty
Red Curb Safety Zone	VC22500.C - Prohibited Stopping, Standing, or Parking	\$69	Citation	Penalty
Red Curb Fire Station	VC22500.D - Prohibited Stopping, Standing, or Parking	\$69	Citation	Penalty
Parking across Driveway	VC22500.E - Prohibited Stopping, Standing, or Parking	\$80	Citation	Penalty
Parking on Sidewalk	VC22500.F - Prohibited Stopping, Standing, or Parking	\$69	Citation	Penalty
Obstructing Traffic at Excavation	VC22500.G - Prohibited Stopping, Standing, or Parking	\$69	Citation	Penalty
Double Parking	VC22500.H - Prohibited Stopping, Standing, or Parking	\$85	Citation	Penalty
Red Curb Bus Zone	VC22500.I - Prohibited Stopping, Standing, or Parking	\$285	Citation	Penalty
Parking in Tunnel	VC22500.J - Prohibited Stopping, Standing, or Parking	\$69	Citation	Penalty
Parking on Bridge	VC22500.K - Prohibited Stopping, Standing, or Parking	\$69	Citation	Penalty
Parking Near Access Ramp for Physically Handicapped	VC22500.L Parking in front of or on curb cut down for wheelchair access	\$310	Citation	Penalty
Parking 18" of Curb	VC22502.A - Curb Parking	\$65	Citation	Penalty
Disabled Person Off Street	VC22507.8 - Parking In Spaces For The Disabled	\$360	Citation	Penalty
Red Curb Fire Hydrant	VC22514 - Fire Hydrants	\$69	Citation	Penalty
Unattended Vehicle	VC22515 - Unattended Vehicles	\$65	Citation	Penalty
Locked Vehicle with Occupant	VC22516 - Locked Vehicles	\$69	Citation	Penalty

MASTER FEES AND CHARGES SCHEDULE

DEPARTMENT: PUBLIC WORKS				
Fee Name	Description	Fee	Per	Type
Parking on Freeway	VC22520 - Vending On Or Near Freeways	\$69	Citation	Penalty
Parking Upon Or Near Railroad Track	VC22521 - Parking Upon Or Near Railroad Track	\$69	Citation	Penalty
No Current Reg. Tag	VC5204 (A) - Registration Tabs	\$65	Citation	Penalty
First Late Payment Penalty	A 100% penalty not to exceed \$55 will be assessed to an unpaid parking citation after 21 days from the mailing date of the Notice of Parking Violation.	A 100% penalty not to exceed \$55 will be assessed to an unpaid parking citation after 21 days from the mailing date of the Notice of Parking Violation.	Citation	Penalty
Collection Agency Charge		25%	Citation	Penalty
Department of Motor Vehicle (DMV) Collection Charge	A collection charge will be assessed to an unpaid parking citation after a hold on the vehicle registration renewal is placed with the DMV.	3.30	Citation	Penalty
Second Late Payment Penalty	A 25% penalty will be assessed to an unpaid parking citation after 21 days from the mailing date of the Notice of Parking Violation - Final Notice. This penalty will be applied after the First Late Payment Penalty and the Department of Motor Vehicles (DMV) Collection Charge is assessed and then it is rounded to the next whole dollar.	25%	Delinquent Balance	Penalty
Copy of Parking Violation		2.30	Citation	Penalty
STREETLIGHTS				
Light Fixture - Alley LED (70 Watt)	Street lighting (LS-1) on existing SCE utility poles. 70 Watts based on HPS equivalent and all night service.	1,955.00	Fixture	Fee
Light Fixture - Residential Street LED (100 Watt)	Street lighting (LS-1) on existing SCE utility poles. 100 Watts based on HPS equivalent and all night service.	\$2043.00	Fixture	Fee
Light Fixture - Collector Street LED (150 Watt)	Street lighting (LS-1) on existing SCE utility poles. 150 Watts based on HPS equivalent and all night service.	\$2,196.00	Fixture	Fee
Light Fixture - Major 1 Street LED (200 Watt)	Street lighting (LS-1) on existing SCE utility poles. 200 Watts based on HPS equivalent and all night service.	\$2,347.00	Fixture	Fee

MASTER FEES AND CHARGES SCHEDULE

DEPARTMENT: PUBLIC WORKS				
Fee Name	Description	Fee	Per	Type
Light Fixture - Major 2 Street LED (250 Watt)	Street lighting (LS-1) on existing SCE utility poles. 250 Watts based on HPS equivalent and all night service.	2,677.00	Fixture	Fee
Light Fixture - Highway LED (400 Watt)	Street lighting (LS-1) on existing SCE utility poles. 400 Watts based on HPS equivalent and all night service.	\$2,971.00	Fixture	Fee
Streetlight Pole Damage Repair	Repair of a damaged streetlight pole due to the actions of a third party.	Charge the fully allocated hourly rates for all personnel used plus any outside costs.	Incident	Fee

ATTACHMENT A-1

POLICE DEPARTMENT PROPOSED FEE CHANGES & RECOMMENDATIONS

RECOMMENDED FEE ADJUSTMENTS FOR FISCAL YEAR 2023

Fee Name	Current Fee	Proposed Fee	Per	Rate Increase /Decrease (\$)*	Rate Increase /Decrease (%)*	Theoretical Annual Revenue Change	Fund Group	Cost of Service Study Recommendations	Department Recommendation % Cost Recovery
DEPARTMENT: POLICE DEPARTMENT									
Cannabis Background Investigation Fee	\$165.00	\$120.00	Owner/Manager	(\$45.00)	-27%	(\$18,478) *Reduction due to fee decrease and no changes.	General	\$120 per permit	100%
LiveScan Fee	\$37.00	\$35 plus DOJ LiveScan fees at cost	Each Set of Fingerprints	(\$2.00)	-5%		General	\$35 per LiveScan plus DOJ fees	100%
Pedicab Driver/Operator - annual	\$103.00	\$120.00	Permit	\$17.00	17%		General	\$120 per permit	100%
Police Arrest Record Request Fee	New (restructure to create fee specific to report type) Prior \$25.10	\$25.10	Each Request	\$0.00	0%		General	\$180 per report	14%
Police Crime Report Request Fee	New (restructure to create fee specific to report type) Prior \$25.10	\$25.10	Each Request	\$0.00	0%		General	\$180 per report (subject to PRA fee rate restrictions)	14%
Repossession	\$17.00	\$15.00	Each Record	(\$2.00)	-12%		General	This fee is limited by State law at \$15 per vehicle	100%
Taxi Driver - Biennial	\$205.00	\$155.00	Permit	(\$50.00)	-24%		General	\$155 per permit	100%
Taxi Owner - Addt'l Person on Application	\$103.00	\$120.00	Permit	\$17.00	17%		General	\$120 per permit	100%
Taxi Owner - Addt'l Share Purchase	\$103.00	\$120.00	Permit	\$17.00	17%		General	\$120 per permit	100%
Taxi Owner - Biennial	\$205.00	\$155.00	Permit	(\$50.00)	-24%		General	\$155 per permit	100%
Taxi Owner - Corporation	\$103.00	\$120.00	Permit	\$17.00	17%		General	\$120 per permit	100%
Tow Truck Driver - Biennial	\$205.00	\$155.00	Permit	(\$50.00)	-24%		General	\$155 per permit	100%
Inmate Detention Fee	New	\$115.00	Each Day	*	*		General	\$115 per day	100%
Inmate Meal Fee	New	\$10.00	Each Day	*	*		General	\$10 per day	100%
Charitable Solicitation	\$52.00	\$60.00	Permit	\$8.00	15%		General	\$60 per permit	100%
Total General Fund Group						(\$18,478)			

* New fee without existing comparison for calculation, or rate assessed may range based on unit, or other applicable fee (e.g., penalties, late charges) .

POLICE DEPARTMENT PROPOSED FEE CHANGES & RECOMMENDATIONS

FEES RECOMMENDED FOR NO CHANGE**DEPARTMENT: POLICE DEPARTMENT****Reason for No Change:** Department proposing no changes, maintain current fee levels below cost of service.

Fee Name	Description	Fee	Per	Cost of Service Study Recommendations	Department Recommendation % Cost Recovery
Booking Fees	Criminal Justice Administrative Booking Fees can be collected if the person is convicted of any criminal offense related to the arrest.	\$165	Booked Prisoner	\$245 per booked prisoner	67%
Clearance Letter	Individuals are charged for a letter stating the background check performed is clear.	\$34.95	Letter	\$95 per letter	37%
Rummage Sale	Non-profit organizations are charged for processing applications/permits to hold rummage sales.	\$19.60	Permit	\$40 per permit	49%
Police Traffic Report Request Fee	Police Report Request Fee, charged to citizens (crime victims are exempted), insurance companies, and data brokers seeking Police Reports.	\$25.10	Each Request	\$55 per report	46%

Reason for No Change: No change needed as current fees are aligned to the cost of service and study recommendations.

Electronic Extraction Fee	Cost recovery for the Long Beach Police Department to produce an electronic record should the request require data compilation, extraction or programming to produce the record. Requestors will be billed for the actual time spent compiling, extracting, or programming electronic records. Application of this fee is pursuant to California Government Code 6253.69(b). Requestors will be provided a quote for the applicable fee and a 50% deposit will be required of the requestor to complete the request for records.	Actual Cost	Request	Actual Cost	
Academy Training Facility Rental Fee	Government law enforcement agencies are charged direct costs for utilizing the Police Academy Range, Training and Classroom facilities. Direct costs include staffing, material and maintenance costs. Participating agencies are required to sign a facility use permit and provide proof of insurance endorsing the City of Long Beach.	At cost	At cost	Actual Cost	
Paid Solicitors Fee	Where paid solicitors are to be used, the person applying for a solicitation permit will furnish on forms prescribed by the Police Department, his/her photograph and fingerprints. A Fingerprint processing fee will charged.	Live Scan Fee	Each set of fingerprints	No change - align to LiveScan fee	

FEES RECOMMENDED FOR DELETION

Fee Name	Description	Fee	Per
DEPARTMENT: POLICE DEPARTMENT			
Reason for Deletion: Police Department proposed fees for deletion due to services transferred to other departments.			
PD Processing Fee	Applicants are charged for background invest and permit process.	\$170	Permit
Exclusive Event	Private and commercial entities are charged for investigation and drafting of permit conditions.	\$144	Permit
Promoters Registration Certificate	No promoter shall solicit, manage, or otherwise engage in the business of soliciting, or receiving, contributions for any person unless such promoter first obtains a promoter's registration certificate. To obtain said certificate, the promoter shall file with the police department, on forms provided thereby, at least ten (10) days prior to the proposed solicitation, an application for a certificate which shall be in writing and under oath.	\$32.70	Certificate
Promoter's Registration Certificate Bond	At the time of filing the application applicant shall file, and if he is granted a promoter's registration certificate shall thereafter maintain, a bond approved as to sufficiency by the city manager and as to form by the city attorney. Such bond shall be conditioned upon the payment of any direct pecuniary loss which may be sustained by any donee or by any person on whose behalf any contribution is solicited or received resulting directly from any illegal act by the promoter.	\$6,400	Bond
Section 8 Background Check	Housing Authority is charged for background checks of applicants for Section 8 housing.	\$32.70	Check

FIRE DEPARTMENT PROPOSED FEE ADJUSTMENTS & RECOMMENDATIONS

RECOMMENDED FEE ADJUSTMENTS FOR FISCAL YEAR 2023

Fee Name	Current Fee	Proposed Fee	Per	Rate Increase/Decrease (\$)	Rate Increase/Decrease (%)	Theoretical Annual Revenue Change	Fund Group	Cost of Service Study Recommendations	Department Recommendation % Cost Recovery
DEPARTMENT: FIRE DEPARTMENT									
Aboveground Storage Tank Annual Permit - 1,320-9,999 aggregate per site or TIUGA Area (CUPA)	\$173 per site/aggregate gallons	\$183.67 per site/aggregate gallons	Site	\$10.67	6.2%	<i>See Total by Fund Group Below</i>	CUPA	1,320-9,999 aggregate gallons per site or TIUGA Area - \$205	90%
Aboveground Storage Tank Annual Permit - 10,000-100,000 aggregate gallons per site (CUPA)	\$699 per site/aggregate gallons	\$811 per site/aggregate gallons	Site	\$112.00	16.0%		CUPA	10,000-100,000 aggregate gallons per site - \$1,035	78%
High Pile Combustible Storage: 500-2,500 square feet	New (restructured - charge per square feet) Prior Fee: \$410	\$488.00	Annual Permit	\$78.00	19.0%		General	500-2,500 square feet - \$645	76%
High Pile Combustible Storage: 2,501-12,000 square feet	New (restructured - charge per square feet) Prior Fee: \$410	\$632.00	Annual Permit	\$222.00	54.1%		General	2,501-12,000 square feet - \$1,075	59%
High Pile Combustible Storage: 12,001-500,000 square feet	New (restructured - charge per square feet) Prior Fee: \$410	\$775.00	Annual Permit	\$365.00	89.0%		General	12,001-500,000 square feet - \$1,505	51%
High Pile Combustible Storage: 500,001 +	New (restructured - charge per square feet) Prior Fee: \$410	\$918.00	Annual Permit	\$508.00	123.9%		General	500,001+ square feet - \$1,935	47%
Multi-family, hotels, motels, and condominiums with 11 to 50 units	New (restructured)	\$95.00	Annual Permit	*	*		General	11-50 units - \$190 per building	50%
ANNUAL FIRE PERMITS									
GENERAL USE PERMIT AND CERTIFICATES shall be required for any activity or operation not specifically described below which, in the judgment of the Fire Chief or Fire Marshal is likely to produce conditions hazardous to life or property, and shall be accompanied by fees as set forth herein	\$410.00	\$430.00	Annual Permit	\$20.00	4.9%		General	\$430 per annual permit	100%
Tire recapping or rebuilding plant	\$410.00	\$430.00	Annual Permit	\$20.00	4.9%		General	\$430 per permit	100%
Waste Handling - automobile wrecking yards, junk yards or waste material handling plants	\$410.00	\$430.00	Annual Permit	\$20.00	4.9%		General	\$430 per annual permit	100%
Cellulose nitrate: Plastics (Pyroxylin) storage and/or manufacturing of Cellulose nitrate motion picture film	\$410.00	\$430.00	Annual Permit	\$20.00	4.9%		General	\$430 per annual permit	100%

*New fee without existing comparison for calculation, or rate assessed may range based on unit, or other applicable fee (e.g., penalties, late charges) .

FIRE DEPARTMENT PROPOSED FEE ADJUSTMENTS & RECOMMENDATIONS

RECOMMENDED FEE ADJUSTMENTS FOR FISCAL YEAR 2023

Fee Name	Current Fee	Proposed Fee	Per	Rate Increase/Decrease (\$)	Rate Increase/Decrease (%)	Theoretical Annual Revenue Change	Fund Group	Cost of Service Study Recommendations	Department Recommendation % Cost Recovery
Combustible fibers or material storage and/or handling, over 100 cubic feet	\$410.00	\$430.00	Annual Permit	\$20.00	4.9%		General	\$430 per annual permit	100%
Compressed gases storage, handling and/or use - Non-flammable 6,000 to 12,000 cubic feet	\$309.00	\$320.00	Annual Permit	\$11.00	3.6%		General	6,000-12,000 cubic feet - \$320	100%
Compressed gases - Non-flammable over 12,000 cubic feet	\$410.00	\$430.00	Annual Permit	\$20.00	4.9%		General	12,000+ cubic feet - \$430	100%
Compressed gases - Flammable 200 to 12,000 cubic feet	\$309.00	\$320.00	Annual Permit	\$11.00	3.6%		General	200-12,000 cubic feet - \$320	100%
Compressed gases - Flammable over 12,000 cubic feet	\$410.00	\$430.00	Annual Permit	\$20.00	4.9%		General	12,000+ cubic feet - \$430	100%
Cryogenic fluids - storage, handling, and/or use - see CFC Table 105.6.10	\$410.00	\$430.00	Annual Permit	\$20.00	4.9%		General	\$430 per annual permit	100%
Explosives, Including fireworks and pyrotechnic devices possession, storage, and/or transportation	\$699.00	\$645.00	Annual Permit	(\$54.00)	-7.7%		General	\$645 per annual permit	100%
Flammable finishes spraying or dipping operations .	\$410.00	\$430.00	Annual Permit	\$20.00	4.9%		General	\$430 per annual permit	100%
Flammable and combustible liquids storage, handling, and/or use - Underground storage. (CUPA)	\$895.00	\$1,012.00	Annual Permit	\$117.00	13.1%		CUPA	\$1,245 per annual permit	81%
Flammable and combustible liquids Storage, handle, and use of Class 1 liquid in excess of 5 gals inside & 10 gals outside. Class II & IIIA liquid in excess of 25 gals inside & 60 gals outside	\$410.00	\$430.00	Annual Permit	\$20.00	4.9%		General	\$430 per annual permit	100%
Flammable and combustible liquids . Above ground bulk storage for each 250,000 BBL or major fraction thereof	\$400.00	\$553.00	Annual Permit	\$153.00	38.3%		General	\$860 per annual permit	64%
Operate tank vehicles, equipment, terminals, refineries, distilleries, and similar facilities.	\$745.00	\$645.00	Annual Permit	(\$100.00)	-13.4%		General	\$645 per annual permit	100%
Fumigation and thermal insecticidal fogging and fruit ripening processes when using any hazardous, toxic and/or flammable gases, liquids or solids	\$625.00	\$645.00	Annual Permit	\$20.00	3.2%		General	\$645 per annual permit	100%
Garages-motor vehicle repair	\$410.00	\$488.00	Annual Permit	\$78.00	19.0%		General	\$645 per annual permit	76%
Haz Mat Corrosives - storage, transport onsite, use, handle, dispense more than 55 gals, 500 lbs, 200 cu.ft.	\$255.00	\$313.00	Annual Permit	\$58.00	22.7%		General	\$430 per annual permit	73%
Haz Mat Oxidizing Materials - storage, transport onsite, use, handle, dispense see CFC Table 105.6.20	\$255.00	\$313.00	Annual Permit	\$58.00	22.7%		General	\$430 per annual permit	73%
Haz Mat Organic Peroxides- storage, transport onsite, use, handle, dispense see CFC Table 105.6.20	\$410.00	\$488.00	Annual Permit	\$78.00	19.0%		General	\$645 per annual permit	76%

FIRE DEPARTMENT PROPOSED FEE ADJUSTMENTS & RECOMMENDATIONS

RECOMMENDED FEE ADJUSTMENTS FOR FISCAL YEAR 2023

Fee Name	Current Fee	Proposed Fee	Per	Rate Increase/Decrease (\$)	Rate Increase/Decrease (%)	Theoretical Annual Revenue Change	Fund Group	Cost of Service Study Recommendations	Department Recommendation % Cost Recovery
Haz Mat Highly Toxic Materials - storage, transport onsite, use, handle, dispense any amount of gas. liquid or solid	\$410.00	\$488.00	Annual Permit	\$78.00	19.0%		General	\$645 per annual permit	76%
Haz Mat Toxic Materials - storage, transport onsite, use, handle, dispense more than 10 gals, 100 lbs, any cu.ft.	\$255.00	\$385.00	Annual Permit	\$130.00	51.0%		General	\$645 per annual permit	60%
Haz Mat Pyrophoric Materials - storage, transport onsite, use, handle, dispense any amount of gas. liquid or solid	\$255.00	\$385.00	Annual Permit	\$130.00	51.0%		General	\$645 per annual permit	60%
Haz Mat Unstable Reactive Materials - storage, transport onsite, use, handle, dispense see CFC Table 105.6.20	\$255.00	\$385.00	Annual Permit	\$130.00	51.0%		General	\$645 per annual permit	60%
Haz Mat Water-Reactive Materials - storage, transport onsite, use, handle, dispense see CFC Table 105.6.20	\$255.00	\$385.00	Annual Permit	\$130.00	51.0%		General	\$645 per annual permit	60%
Haz Mat Flammable Materials - storage, transport onsite, use, handle, dispense more than, 100 lbs	\$255.00	\$385.00	Annual Permit	\$130.00	51.0%		General	\$645 per annual permit	60%
Liquid gases storage, handling and/or transportation in a container, tank or tank vehicle	\$435.00	\$505.00	Annual Permit	\$70.00	16.1%		General	\$645 per annual permit	78%
Combustible dust producing operations - coal, feed mill, or other operations producing combustible dusts.	\$410.00	\$488.00	Annual Permit	\$78.00	19.0%		General	\$645 per annual permit	76%
Industrial Ovens operation	\$410.00	\$488.00	Annual Permit	\$78.00	19.0%		General	\$645 per annual permit	76%
A-1 Occupancies - 2,000 and more occupancy load	\$1,260.00	\$1,413.00	Annual Permit	\$153.00	12.1%		General	\$1,720 per annual permit (one fee for all A-1 occupancy)	82%
A-1 Occupancies - 1,000 to 1,999 occupancy load	\$1,150.00	\$1,340.00	Annual Permit	\$190.00	16.5%		General	\$1,720 per annual permit (one fee for all A-1 occupancy)	78%
A-2 Occupancies - 50-299 occupants	\$745.00	\$645 per annual permit	Annual Permit	(\$100.00)	-13.4%		General	50-299 occupants - \$645 per annual permit	100%
A-2.1 Occupancies - A-2 Occupancies 299+ occupants	\$745.00	\$855.00	Annual Permit	\$110.00	14.8%		General	299+ occupants - \$1,075 per annual permit	80%
A-2.1 Occupancies - 300 to 1,999 occupancy load	\$615.00	\$745.00	Annual Permit	\$130.00	21.1%		General	299+ occupants - \$1,075 per annual permit	69%
A-3 Occupancies - 50 to 299 occupancy load	\$395.00	\$622.00	Annual Permit	\$227.00	57.5%		General	\$1,075 per annual permit (one fee for all A-3 occupancy)	58%
Mechanical refrigeration operation	\$410.00	\$417.00	Annual Permit	\$7.00	1.7%		General	\$430 per annual permit	97%

FIRE DEPARTMENT PROPOSED FEE ADJUSTMENTS & RECOMMENDATIONS

RECOMMENDED FEE ADJUSTMENTS FOR FISCAL YEAR 2023

Fee Name	Current Fee	Proposed Fee	Per	Rate Increase/Decrease (\$)	Rate Increase/Decrease (%)	Theoretical Annual Revenue Change	Fund Group	Cost of Service Study Recommendations	Department Recommendation % Cost Recovery
Airports, heliports and helistops	\$625.00	\$632.00	Annual Permit	\$7.00	1.1%		General	\$645 per annual permit	98%
Rifle ranges	\$410.00	\$417.00	Annual Permit	\$7.00	1.7%		General	\$430 per annual permit	97%
Aviation Facilities servicing and repairing of aircraft, fueling stations and aircraft re-fuelers	\$745.00	\$783.00	Annual Permit	\$38.00	5.1%		General	\$860 per annual permit	91%
High-rise Buildings buildings over 75 feet in height (fully fire sprinklered)	\$1,890.00	\$1,977.00	Annual Permit	\$87.00	4.6%		General	\$2,150 per annual permit	92%
Dry Cleaning plants using hazardous, toxic and/or flammable liquids	\$410.00	\$430.00	Annual Permit	\$20.00	4.9%		General	\$430 per annual permit	100%
Lumber yards - storage or processing of lumber over 100,000 board feet.	\$410.00	\$430.00	Annual Permit	\$20.00	4.9%		General	\$430 per annual permit	100%
Malls, covered	\$410.00	\$847.00	Annual Permit	\$437.00	106.6%		General	\$1,720 per annual permit	49%
Aircraft Fueling / Service Station (CUPA)	\$373.00	\$535.00	Annual Permit	\$162.00	43.4%		CUPA	\$860 per annual permit	62%
Candles & Open Flames	\$410.00	\$430.00	Annual Permit	\$20.00	4.9%		General	\$430 per annual permit	100%
Commercial Rubbish Handling Operation	\$410.00	\$430.00	Annual Permit	\$20.00	4.9%		General	\$430 per annual permit	100%
Marine Fueling / Service Station (CUPA)	\$456.00	\$511.00	Annual Permit	\$55.00	12.1%		CUPA	\$620 per annual permit	82%
Natural Gasoline Plant	\$2,485.00	\$1,720.00	Annual Permit	(\$765.00)	-30.8%		General	\$1,720 per annual permit	100%
MEDICAL SERVICES									
Advanced Life Support (ALS)	\$2,550.00	\$2,603.00	Patient Transport	\$53.00	2.1%		General	Charge the current Los Angeles County Ambulance Rates	100%
Basic Life Support (BLS)	\$1,702.00	\$1,738.00	Patient Transport	\$36.00	2.1%		General	Charge the current Los Angeles County Ambulance Rates	100%
MISCELLANEOUS PERMITS AND FEES									
Processing Fee	\$50.00	\$20.00	Application	(\$30.00)	-60.0%		General	\$20 per plan/permit	100%
Reinspection - 2nd Offense	\$262.00	150% of permit fee	Reinspection	*	*		General	Second Reinspection - 150% of permit fee	100%
Reinspection - 3rd and each subsequent Offense	\$519.00	200% of permit fee	Reinspection	*	*		General	Third and each subsequent reinspection - 200% of permit fee	100%
2nd Reinspection - Non Compliance with Code Enforcement for occupancies / uses not required to obtain an operational fire permit	\$262.00	150% of permit fee	Reinspection	*	*		General	Second Reinspection - 150% of permit fee	100%

FIRE DEPARTMENT PROPOSED FEE ADJUSTMENTS & RECOMMENDATIONS

RECOMMENDED FEE ADJUSTMENTS FOR FISCAL YEAR 2023

Fee Name	Current Fee	Proposed Fee	Per	Rate Increase/Decrease (\$)	Rate Increase/Decrease (%)	Theoretical Annual Revenue Change	Fund Group	Cost of Service Study Recommendations	Department Recommendation % Cost Recovery
3rd and each subsequent Reinspection - Non Compliance with Code Enforcement for occupancies / uses not required to obtain an operational fire permit	\$519.00	200% of permit fee	Reinspection	*	*		General	Third and each subsequent reinspection - 200% of permit fee	100%
Junior Lifeguard Program Fee	\$535.00	\$555.00	Participant	\$20.00	3.7%		Tidelands	\$555 per participant	100%
Residential Care Preinspection Fee - 25 or fewer persons	\$250.00	\$310.00	Inspection	\$60.00	24.0%		General	25 or fewer persons - \$430 per inspection	72%
Residential Care Preinspection Fee - 26 or more persons	\$375.00	\$465.00	Inspection	\$90.00	24.0%		General	26 or more persons - \$645 per inspection	72%
Fire clearance required by Federal, State or any other govt. agency - B Occupancy	\$410.00	\$430.00	Inspection	\$20.00	4.9%		General	\$430 per inspection	100%
Fire clearance required by Federal , State or any other govt. agency - R-3 Occupancy 9 to 14 children	\$410.00	\$430.00	Inspection	\$20.00	4.9%		General	9-14 children - \$430 per inspection	100%
Fire clearance required by Federal, State or any other govt. agency - E Occupancy More than 6 children older than 2 1/2 years of age	\$410.00	\$430.00	Inspection	\$20.00	4.9%		General	\$430 per inspection	100%
Fire clearance required by Federal , State or any other govt. agency - I-1 Occupancies convalescent hospitals, nursing homes, homes for the aged, sanitariums, boarding homes, children's homes, - 6 to 99 persons Buildings housing 16 or more ambulatory persons on a 24 hour basis.	\$410.00	\$703.00	Inspection	\$293.00	71.5%		General	6-99 persons - \$1,290 per inspection	54%
Fire clearance required by Federal , State or any other govt. agency - I-1 & 2 Occupancies convalescent hospitals, nursing homes, homes for the aged, sanitariums, boarding homes, children's homes, - 100 and more persons Buildings used by more than 6 persons	\$410.00	\$847.00	Inspection	\$437.00	106.6%		General	100+ persons - \$1,720 per inspection	49%
Fire clearance required by Federal , State or any other govt agency - I-1 & I-2.1 Occupancy Hospitals, Healthcare facility for outpatient medical care that render the person incapable of unassisted self preservation of more than 5 such patients.	\$625.00	\$847.00	Inspection	\$222.00	35.5%		General	\$1,290 per inspection	66%
Fire clearance required by Federal, State or any other govt agency - I-3 Occupancy Buildings that are inhabited by one or more persons who are under restraint.	\$410.00	\$430.00	Inspection	\$20.00	4.9%		General	\$430 per inspection	100%

FIRE DEPARTMENT PROPOSED FEE ADJUSTMENTS & RECOMMENDATIONS

RECOMMENDED FEE ADJUSTMENTS FOR FISCAL YEAR 2023

Fee Name	Current Fee	Proposed Fee	Per	Rate Increase/Decrease (\$)	Rate Increase/Decrease (%)	Theoretical Annual Revenue Change	Fund Group	Cost of Service Study Recommendations	Department Recommendation % Cost Recovery
Fire clearance required by Federal, State or any other govt agency - I-4 Occupancy Adult Daycare more than 6 persons and childcare facility more than 6 children 2 1/2 years of age or less providing custodial care less than 24 hours.	\$410.00	\$430.00	Inspection	\$20.00	4.9%		General	\$430 per inspection	100%
Fire clearance required by Federal, State or any other govt agency - R-2.1 Occupancy Residentially based 24 hour care facility where because of age, mental disability, or other reasons live in a supervised environment	\$395.00	\$430.00	Inspection	\$35.00	8.9%		General	\$430 per inspection	100%
Fire clearance required by Federal, State or any other govt agency - R-3.1 Occupancy Residentially based 24 care facility for 6 or fewer clients of any age.	\$410.00	\$430.00	Inspection	\$20.00	4.9%		General	\$430 per inspection	100%
Fire clearance required by Federal, State or any other govt agency - R-4 Occupancy Buildings arranged for occupancy as residential care/assisted living of more than 6 ambulatory clients.	\$410.00	\$430.00	Inspection	\$20.00	4.9%		General	\$430 per inspection	100%
Fire hydrants - to use or operate fire hydrants or valves intended for fire suppression purposes on fire access roads.	\$255.00	\$313.00	Event	\$58.00	22.7%		General	\$430 per inspection	100%
OTHER ANNUAL FIRE PERMITS									
Multi-family, hotels, motels, and condominiums with 51 to 100 units	\$200.00	\$285.00	Building	\$85.00	42.5%		General	51-100 units - \$285 per building	100%
Multi-family, hotels, motels, and condominiums with 101 to 200 units	\$235.00	\$315.00	Building	\$80.00	34.0%		General	101-200 units - \$380 per building	83%
Multi-family, hotels, motels, and condominiums with 201 units and greater	\$283.00	\$379.00	Building	\$96.00	33.9%		General	201+ units - \$475 per building	80%
Multi-family residential property and condominiums with 3 to 10 units	\$103.00	\$95.00	Building	(\$8.00)	-7.8%		General	3-10 units - \$95 per building	100%
Multi-family residential property and condominiums with 11 to 50 units	\$144.00	\$159.00	Building	\$15.00	10.4%		General	11-50 units - \$190 per building	84%
Multi-family residential property and condominiums with 51 to 100 units	\$154.00	\$198.00	Building	\$44.00	28.6%		General	51-100 units - \$285 per building	69%
Multi-family residential property and condominiums with 101 to 200 units	\$175.00	\$243.00	Building	\$68.00	38.9%		General	101-200 units - \$380 per building	64%
Multi-family residential property and condominiums with 201 units and greater	\$235.00	\$315.00	Building	\$80.00	34.0%		General	201+ units - \$475 per building	66%
Hotels/Motels with 3 to 10 units	\$225.00	\$190.00	Building	(\$35.00)	-15.6%		General	3-10 units - \$190 per building	100%

FIRE DEPARTMENT PROPOSED FEE ADJUSTMENTS & RECOMMENDATIONS

RECOMMENDED FEE ADJUSTMENTS FOR FISCAL YEAR 2023

Fee Name	Current Fee	Proposed Fee	Per	Rate Increase/Decrease (\$)	Rate Increase/Decrease (%)	Theoretical Annual Revenue Change	Fund Group	Cost of Service Study Recommendations	Department Recommendation % Cost Recovery
Hotels/Motels with 11 to 50 units	\$303.00	\$285.00	Building	(\$18.00)	-5.9%		General	11-50 units - \$285 per building	100%
Hotels/Motels with 51 to 100 units	\$458.00	\$380.00	Building	(\$78.00)	-17.0%		General	51-100 units - \$380 per building	100%
Hotels/Motels with 101 to 200 units	\$615.00	\$475.00	Building	(\$140.00)	-22.8%		General	101-200 units - \$475 per building	100%
OTHER ANNUAL FIRE PERMITS									
Organic Coating	\$410.00	\$430.00	Annual Permit	\$20.00	4.9%		General	\$430 per annual permit	100%
Paint, Coating or other Surface Finish	\$410.00	\$430.00	Annual Permit	\$20.00	4.9%		General	\$430 per annual permit	100%
Roofing Kettle	\$410.00	\$430.00	Annual Permit	\$20.00	4.9%		General	\$430 per annual permit	100%
Welding and Cutting Operations	\$410.00	\$430.00	Annual Permit	\$20.00	4.9%		General	\$430 per annual permit	100%
Level 2 or 3 aerosol products in excess of 500 pounds.	\$255.00	\$313.00	Annual Permit	\$58.00	22.7%		General	\$430 per annual permit	73%
Amusement buildings	\$410.00	\$430.00	Annual Permit	\$20.00	4.9%		General	\$430 per annual permit	100%
Hazardous production materials facilities	\$410.00	\$488.00	Annual Permit	\$78.00	19.0%		General	\$645 per annual permit	76%
Hot work operations	\$255.00	\$313.00	Annual Permit	\$58.00	22.7%		General	\$430 per annual permit	73%
Woodworking plants - storage or processing of lumber over 100,000 board feet.	\$410.00	\$430.00	Annual Permit	\$20.00	4.9%		General	\$430 per annual permit	100%
Magnesium - to melt, cast, heat treat or grind more than 10 pounds	\$255.00	\$313.00	Annual Permit	\$58.00	22.7%		General	\$430 per annual permit	73%
Miscellaneous combustible storage - store miscellaneous combustibles in a building or on a premise in excess of 2500 cubic feet.	\$255.00	\$313.00	Annual Permit	\$58.00	22.7%		General	\$430 per annual permit	73%
Tire storage	\$255.00	\$313.00	Annual Permit	\$58.00	22.7%		General	\$430 per annual permit	73%
Wood products -	\$255.00	\$313.00	Annual Permit	\$58.00	22.7%		General	\$430 per annual permit	73%
Battery system - Lead acid battery systems having a liquid capacity greater than 50 gallons	\$255.00	\$385.00	Annual Permit	\$130.00	51.0%		General	\$645 per annual permit	60%
Live Audience	\$255.00	\$313.00	Annual Permit	\$58.00	22.7%		General	\$430 per annual permit	73%
Radioactive material - Storage or handling of radioactive material	\$255.00	\$313.00	Annual Permit	\$58.00	22.7%		General	\$430 per annual permit	73%
A-1 Occupancy	\$1,260.00	\$1,413.00	Annual Permit	\$153.00	12.1%		General	\$1,720 per annual permit (one fee for all A-1 occupancy)	82%
A-2 Occupancy - 50 to 299 occupants	\$410.00	\$488.00	Annual Permit	\$78.00	19.0%		General	50-299 occupants - \$645 per annual permit	76%

FIRE DEPARTMENT PROPOSED FEE ADJUSTMENTS & RECOMMENDATIONS

RECOMMENDED FEE ADJUSTMENTS FOR FISCAL YEAR 2023

Fee Name	Current Fee	Proposed Fee	Per	Rate Increase/Decrease (\$)	Rate Increase/Decrease (%)	Theoretical Annual Revenue Change	Fund Group	Cost of Service Study Recommendations	Department Recommendation % Cost Recovery
A-2 Occupancy - More than 299 occupants	\$745.00	\$855.00	Annual Permit	\$110.00	14.8%		General	299+ occupants - \$1,075 per annual permit	80%
A-3 Occupancy	\$745.00	\$855.00	Annual Permit	\$110.00	14.8%		General	\$1,075 per annual permit ((one fee for all A-3 occupancy))	80%
A-4 Occupancy	\$1,260.00	\$1,290.00	Annual Permit	\$30.00	2.4%		General	\$1,290 per annual permit	100%
A-5 Occupancy	\$745.00	\$860.00	Annual Permit	\$115.00	15.4%		General	\$860 per annual permit	100%
E Occupancy	\$410.00	\$488.00	Annual Permit	\$78.00	19.0%		General	Other - \$645 per annual permit	76%
E (daycare) Occupancy	\$410.00	\$430.00	Annual Permit	\$20.00	4.9%		General	Daycare - \$430 per annual permit	100%
I-1 Occupancy	\$410.00	\$430.00	Annual Permit	\$20.00	4.9%		General	\$430 per annual permit	100%
I-2 Occupancy	\$410.00	\$430.00	Annual Permit	\$20.00	4.9%		General	\$430 per annual permit	100%
I-2.1 Occupancy	\$395.00	\$430.00	Annual Permit	\$35.00	8.9%		General	\$430 per annual permit	100%
I-3 Occupancy	\$410.00	\$430.00	Annual Permit	\$20.00	4.9%		General	\$430 per annual permit	100%
I-4 Occupancy	\$410.00	\$430.00	Annual Permit	\$20.00	4.9%		General	\$430 per annual permit	100%
R-2.1 Occupancy	\$410.00	\$430.00	Annual Permit	\$20.00	4.9%		General	\$430 per annual permit	100%
R-4 Occupancy	\$410.00	\$430.00	Annual Permit	\$20.00	4.9%		General	\$430 per annual permit	100%
Cannabis Dispensary Facility Permit	\$273.00	\$419.00	Annual Permit	\$146.00	53.5%		General	\$710 per annual permit	59%
Cannabis Cultivation Facility Permit	\$410.00	\$747.00	Annual Permit	\$337.00	82.2%		General	\$1,420 per annual permit	53%
Cannabis Manufacturing Facility Permit	\$684.00	\$1,048.00	Annual Permit	\$364.00	53.2%		General	\$1,775 per annual permit	59%
Cannabis Testing Facility Permit	\$410.00	\$355.00	Annual Permit	(\$55.00)	-13.4%		General	\$355 per annual permit	100%
Cannabis Distribution Facility Permit	\$410.00	\$530.00	Annual Permit	\$120.00	29.3%		General	\$530 per annual permit	100%
PLAN CHECKS - FIELD INSPECTIONS - CERTIFICATES									
Code Alternate Review & Comment	\$751.00	\$969.00	Application	\$218.00	29.0%		General	\$1,405 per application	68%
Off Hour Inspections	\$139.00	\$168.00	Hour, minimum	\$29.00	20.9%		General	\$225 per hour, minimum 2 hours	75%
Plan review resubmittal on the 3rd and each subsequent inspection (1 hr min) with supervisor approval. (CUPA)	\$120.00	Charge the fully allocated hourly rates for all personnel involved plus any outside costs	Hour, minimum billing 1 hour	*	*		CUPA	Charge the fully allocated hourly rates for all personnel involved plus any outside costs	*

FIRE DEPARTMENT PROPOSED FEE ADJUSTMENTS & RECOMMENDATIONS

RECOMMENDED FEE ADJUSTMENTS FOR FISCAL YEAR 2023

Fee Name	Current Fee	Proposed Fee	Per	Rate Increase/Decrease (\$)	Rate Increase/Decrease (%)	Theoretical Annual Revenue Change	Fund Group	Cost of Service Study Recommendations	Department Recommendation % Cost Recovery
Plan review of revisions to originally approved plans with supervisor approval. (CUPA)	\$120.00	Charge the fully allocated hourly rates for all personnel involved plus any outside costs	Hour, minimum billing 1 hour	*	*		CUPA	Charge the fully allocated hourly rates for all personnel involved plus any outside costs	*
Accelerate plan review (work performed after hours - 2 hr min) with supervisor approval. (CUPA)	\$120.00	150% of the plan check fee	Hour, minimum billing 2 hours	*	*		CUPA	150% of the plan check fee	*
Off-Hour Inspections (CUPA)	\$185.00	Charge the fully allocated hourly overtime rates for all personnel involved plus any outside costs with a 2 hour minimum.	Hour, minimum billing 2 hours	*	*		CUPA	Charge the fully allocated hourly overtime rates for all personnel involved plus any outside costs with a 2 hour minimum.	*
Smoke Control System Review and Inspection	\$2,772.00	\$3,049.00	Application	\$277.00	10.0%		General	\$4,935 per application	62%
SPECIAL ACTIVITIES AND EVENTS - ONE TIME PERMITS									
Bowling pin or alley refinishing	\$410.00	\$445.00	Event	\$35.00	8.5%		General	\$455 per permit	100%
Floor Finishing	\$410.00	\$455.00	Event	\$45.00	11.0%		General	\$455 per permit	100%
Liquid or gas fueled vehicles or equipment in assembly buildings	\$410.00	\$455.00	Event	\$45.00	11.0%		General	\$455 per permit	100%
Open burning	\$400.00	\$570.00	Event	\$170.00	42.5%		General	\$910 per permit	63%
Tanks out of service - To place out of service an underground tank (CUPA)	\$520.00	\$623.00	Event	\$103.00	19.8%		CUPA	Underground Tanks - \$830 per event	75%
Tanks out of service - To place out of service an aboveground tank	\$550.00	\$643.00	Event	\$93.00	16.9%		CUPA	Underground Tanks - \$830 per event	77%
TOWING, IMPOUND & OTHER CHARGES									
Towing and Hauling	\$185.00	Actual costs plus outside costs	Event	*	*		Tidelands	Charge the fully allocated hourly rates for all personnel involved plus any outside costs.	*
Vehicle Accident and Hazardous Material Release Response and Mitigation Fee	\$319 - \$1,923	Actual costs plus any outside costs	Incident	*	*		General	Charge the fully allocated hourly rate for all responding personnel plus any outside costs.	*
Impounded Towing	\$5.95	Actual costs plus outside costs	Event	*	*		Tidelands	Charge the fully allocated hourly rates for all personnel involved plus any outside costs.	*

FIRE DEPARTMENT PROPOSED FEE ADJUSTMENTS & RECOMMENDATIONS

RECOMMENDED FEE ADJUSTMENTS FOR FISCAL YEAR 2023

Fee Name	Current Fee	Proposed Fee	Per	Rate Increase/Decrease (\$)	Rate Increase/Decrease (%)	Theoretical Annual Revenue Change	Fund Group	Cost of Service Study Recommendations	Department Recommendation % Cost Recovery
Impound	\$144.00	Actual costs plus outside costs	Event	*	*		Tidelands	Charge the fully allocated hourly rates for all personnel involved plus any outside costs.	*
Non-Emergency Dewatering Pump-Out	\$175.00	Actual costs plus outside costs	Event	*	*		Tidelands	Charge the fully allocated hourly rates for all personnel involved plus any outside costs.	*
Non-emergency Dive Operation	\$314.00	Actual costs plus outside costs	Event	*	*		Tidelands	Charge the fully allocated hourly rates for all personnel involved plus any outside costs.	*
Containment Boom Deployment	\$180.00	Actual costs plus outside costs	Event	*	*		Tidelands	Charge the fully allocated hourly rates for all personnel involved plus any outside costs.	*
Total General Fund Group						\$1,389,860.00			
Total CUPA Fund Group						\$116,568.00			
Total Tidelands Operating Fund Group						\$9,440.00			

ATTACHMENT A-2

FIRE DEPARTMENT PROPOSED FEE ADJUSTMENTS & RECOMMENDATIONS

FEES RECOMMENDED FOR NO CHANGE

DEPARTMENT: Fire Department					
Fee Name	Description	Fee	Per	Cost of Service Study Recommendations	Department Recommendation % Cost Recovery
Reason for No Change: Department proposing no changes, maintain current fee levels below cost of service.					
Aboveground Storage Tanks - Installation, Repair, Removal or Approved Abandonment Inspection	Engineers/Contractors/Owners pay for the review of plans for fire and life safety compliance. Installation, removal or approved abandonment.	\$139 + \$70 per additional tank	Tank	\$415 per tank plus \$205 per each additional tank	33.5%
Aboveground Storage Tank Piping Inspection	Engineers/Contractors/Owners pay for the review of plans for fire and life safety compliance. When not in conjunction with above ground storage tank PC-07D above; repair, replacement or removal at same location by street address.	\$210 per first 100 feet of piping + \$55 per 100 feet of piping over 100 feet	Application	\$415 per first 100 feet of piping plus \$105 per 100 feet of piping over 100 feet	50.6%
Aboveground Storage Tank Annual Permit - 100,001-1,000,000 aggregate gallons per site (CUPA)	Annual Permit Fee Charged by Health Department to business owner for inspection of aboveground storage tanks 100,001 - 1,000,000 aggregate gallons per site.	\$1,228 per site/aggregate gallons	Site	100,001-1,000,000 aggregate gallons per site - \$1,725	71.2%
Business License Inspection	To conduct a business license inspection	\$195.00	Inspection	\$320 per inspection	60.9%
Underground Storage Tank Inspection (CUPA)	Engineers/Contractors/Owners pay for the review of plans for fire and life safety compliance. Underground storage tanks - installation, repair, removal or approved abandonment, first tank.	\$310 + \$220 per each additional tank	Tank	\$620 per first tank plus \$415 per each additional tank	50.0%
Processing/Refining To Each Cracking Tower Inspection	Engineers/Contractors/Owners pay for the review of plans for fire and life safety compliance.	\$310.00	Permit	\$620 per permit	50.0%
Training Tower, or Multi-Purpose Burn Building Prop*, or Flashover Container	Use of Fire Department Prop	\$345 plus Staff (at \$83/hr for each staff person) and materials	1/2 day or up to 4 hours	The Department should charge market rates for these services. Providing props and facilities for training use by other fire agencies.	*

ATTACHMENT A-2

FIRE DEPARTMENT PROPOSED FEE ADJUSTMENTS & RECOMMENDATIONS

FEES RECOMMENDED FOR NO CHANGE

DEPARTMENT: Fire Department					
Fee Name	Description	Fee	Per	Cost of Service Study Recommendations	Department Recommendation % Cost Recovery
Training Tower, or Multi-Purpose Burn Building Prop*, or Flashover Container	Use of Fire Department Prop	\$473 plus Staff (at \$83/hr for each staff person) and materials	1 day or up to 8 hours	The Department should charge market rates for these services. Providing props and facilities for training use by other fire agencies.	*
Old 306 Tanker Trailer with Burn Pan	Use of Fire Department Prop	\$242.00	1/2 day or up to 4 hours	The Department should charge market rates for these services. Providing props and facilities for training use by other fire agencies.	*
Old 306 Tanker Trailer with Burn Pan	Use of Fire Department Prop	\$345.00	1 day or up to 8 hours	The Department should charge market rates for these services. Providing props and facilities for training use by other fire agencies.	*
Fire Extinguisher Training Area	Use of Fire Department Prop	\$113 plus Staff (at \$83/hr for each staff person) and materials	1/2 day or up to 4 hours	The Department should charge market rates for these services. Providing props and facilities for training use by other fire agencies.	*
Fire Extinguisher Training Area	Use of Fire Department Prop	\$180 plus Staff (at \$83/hr for each staff person) and materials	1 day or up to 8 hours	The Department should charge market rates for these services. Providing props and facilities for training use by other fire agencies.	*
"Tooth" Motel - Above Ground High/Low Pitch Roof Prop, or Panelized Roof Prop, or Conventional Flat Roof, or Multi-Purpose Burn Building Roof Prop, or Adjustable Pitch Roof Prop, or Rolling Rafters Prop, or Foot/Body Position Prop	Use of Fire Department Prop	\$240 plus materials	1/2 day or up to 4 hours	The Department should charge market rates for these services. Providing props and facilities for training use by other fire agencies.	*

ATTACHMENT A-2

FIRE DEPARTMENT PROPOSED FEE ADJUSTMENTS & RECOMMENDATIONS

FEES RECOMMENDED FOR NO CHANGE

DEPARTMENT: Fire Department					
Fee Name	Description	Fee	Per	Cost of Service Study Recommendations	Department Recommendation % Cost Recovery
"Tooth" Motel - Above Ground High/Low Pitch Roof Prop, or Panelized Roof Prop, or Conventional Flat Roof, or Multi-Purpose Burn Building Roof Prop, or Adjustable Pitch Roof Prop, or Rolling Rafters Prop, or Foot/Body Position Prop	Use of Fire Department Prop	\$345 plus materials	1 day or up to 8 hours	The Department should charge market rates for these services. Providing props and facilities for training use by other fire agencies.	*
Window / Crime Bar Prop, or Hinge Prop ("Tooth"), or Security Door (Tower Roof), or Inward/Outward Swinging Door Prop, or Roll-Down Door Prop (At the "Tooth")	Use of Fire Department Prop	\$240 plus materials	1/2 day or up to 4 hours	The Department should charge market rates for these services. Providing props and facilities for training use by other fire agencies.	*
Window / Crime Bar Prop, or Hinge Prop ("Tooth"), or Security Door (Tower Roof), or Inward/Outward Swinging Door Prop, or Roll-Down Door Prop (At the "Tooth")	Use of Fire Department Prop	\$345 plus materials	1 day or up to 8 hours	The Department should charge market rates for these services. Providing props and facilities for training use by other fire agencies.	*
Multi-Discipline Fitting Simulator*, or 306 Tanker Trailer Rollover Prop*, or Rail Tank Car Prop*, or Loading Dock Prop*	Use of Fire Department Prop	\$240.00	1/2 day or up to 4 hours	The Department should charge market rates for these services. Providing props and facilities for training use by other fire agencies.	*
Multi-Discipline Fitting Simulator*, or 306 Tanker Trailer Rollover Prop*, or Rail Tank Car Prop*, or Loading Dock Prop*	Use of Fire Department Prop	\$345.00	1 day or up to 8 hours	The Department should charge market rates for these services. Providing props and facilities for training use by other fire agencies.	*
Outdoor Classroom / Shelter*	Use of Fire Department Prop	\$240.00	1/2 day or up to 4 hours	The Department should charge market rates for these services. Providing props and facilities for training use by other fire agencies.	*

ATTACHMENT A-2

FIRE DEPARTMENT PROPOSED FEE ADJUSTMENTS & RECOMMENDATIONS

FEES RECOMMENDED FOR NO CHANGE

DEPARTMENT: Fire Department					
Fee Name	Description	Fee	Per	Cost of Service Study Recommendations	Department Recommendation % Cost Recovery
Outdoor Classroom / Shelter*	Use of Fire Department Prop	\$345.00	1 day or up to 8 hours	The Department should charge market rates for these services. Providing props and facilities for training use by other fire agencies.	*
Confined Space Maze, or Streetscape Collapse Prop*, or USAR Heavy Lift Props*	Use of Fire Department Prop	\$242 plus materials	1/2 day or up to 4 hours	The Department should charge market rates for these services. Providing props and facilities for training use by other fire agencies.	*
Confined Space Maze, or Streetscape Collapse Prop*, or USAR Heavy Lift Props*	Use of Fire Department Prop	\$345 plus materials	1 day or up to 8 hours	The Department should charge market rates for these services. Providing props and facilities for training use by other fire agencies.	*
Drafting Pit	Use of Fire Department Prop	\$240.00	1/2 day or up to 4 hours	The Department should charge market rates for these services. Providing props and facilities for training use by other fire agencies.	*
Drafting Pit	Use of Fire Department Prop	\$345.00	1 day or up to 8 hours	The Department should charge market rates for these services. Providing props and facilities for training use by other fire agencies.	*
Auto Extrication	Use of Fire Department Prop	\$345 plus materials	1/2 day or up to 4 hours	The Department should charge market rates for these services. Providing props and facilities for training use by other fire agencies.	*

FIRE DEPARTMENT PROPOSED FEE ADJUSTMENTS & RECOMMENDATIONS

FEES RECOMMENDED FOR NO CHANGE

DEPARTMENT: Fire Department					
Fee Name	Description	Fee	Per	Cost of Service Study Recommendations	Department Recommendation % Cost Recovery
Auto Extrication	Use of Fire Department Prop	\$590 plus towing fees	1 day or up to 8 hours	The Department should charge market rates for these services. Providing props and facilities for training use by other fire agencies.	*
Entire Training Facility (includes both classrooms)	Use of Fire Department Facility	\$1,183 plus Staff (at \$82/hr for each staff person) and materials	1/2 day or up to 4 hours	The Department should charge market rates for these services. Providing props and facilities for training use by other fire agencies.	*
Entire Training Facility (includes both classrooms)	Use of Fire Department Facility	\$1,774 plus Staff (at \$82/hr for each staff person) and materials	1 day or up to 8 hours	The Department should charge market rates for these services. Providing props and facilities for training use by other fire agencies.	*
Training Classroom #1	Use of Fire Department Facility	\$240 per session	up to 8 hours	The Department should charge market rates for these services. Providing props and facilities for training use by other fire agencies.	*
Training Classroom #2 (without video conference system) or Headquarters Classroom (without video conference system)	Use of Fire Department Facility	\$345 per session	up to 8 hours	The Department should charge market rates for these services. Providing props and facilities for training use by other fire agencies.	*
Training Classroom #2 with use of video conference system or Headquarters Classroom with use of video conference system	Use of Fire Department Facility	\$473 per session	up to 8 hours	The Department should charge market rates for these services. Providing props and facilities for training use by other fire agencies.	*

ATTACHMENT A-2

FIRE DEPARTMENT PROPOSED FEE ADJUSTMENTS & RECOMMENDATIONS

FEES RECOMMENDED FOR NO CHANGE

DEPARTMENT: Fire Department					
Fee Name	Description	Fee	Per	Cost of Service Study Recommendations	Department Recommendation % Cost Recovery
Prevention Courses, Firefighting/Rescue Courses, Haz-Mat Courses, ICS Courses, ICS-All Risk Courses, Instructor Courses, Investigation Courses, Management Courses, Prevention Courses, Command Courses, Public Education Courses, Technical Rescue Courses, or other Fire Service related training	Classes in Fire Service related training	\$34.90 to \$705	person	The Department should charge market rates for these services. Providing props and facilities for training use by other fire agencies.	*
Reason for No Change: No change needed as current fees are aligned to the cost of service and study recommendations.					
Aboveground Storage Tank Piping Plan Check	Engineers/Contractors/Owners pay for the review of plans for fire and life safety compliance. When not in conjunction with above ground storage tank PC-07D above; repair, replacement or removal at same location by street address.	\$415 + \$105 per 100ft piping	Application	\$415 per application plus \$105 per 100 feet of piping over 100 feet	
Underground Storage Tank Piping Inspection (CUPA)	Engineers/Contractors/Owners pay for the review of plans for fire and life safety compliance. When not in conjunction with underground storage tank in PC-07 A referenced above; repair, replacement or removal at the same location by street address.	\$415 Permit	Permit	\$415 per permit	
Underground Storage Tank Monitoring Wells Inspection (CUPA)	Engineers/Contractors/Owners pay for the review of plans for fire and life safety compliance. Installation or removal.	\$415 + \$205 per each additional well	Well	\$415 per application plus \$205 per each additional well	
Aboveground Storage Tank Annual Permit - 1,000,001-10,000,000 aggregate gallons per site (CUPA)	Annual Permit Fee Charged by Health Department to business owner for inspection of aboveground storage tanks 1,000,001 - 10,000,000 aggregate gallons per site.	\$3,110 per site/aggregate gallons	Site	1,000,001-10,000,000 aggregate gallons per site - \$3,110	

FIRE DEPARTMENT PROPOSED FEE ADJUSTMENTS & RECOMMENDATIONS

FEES RECOMMENDED FOR NO CHANGE

DEPARTMENT: Fire Department					
Fee Name	Description	Fee	Per	Cost of Service Study Recommendations	Department Recommendation % Cost Recovery
Aboveground Storage Tank Annual Permit - 10,000,001-100,000,000 aggregate gallons per site (CUPA)	Annual Permit Fee Charged by Health Department to business owner for inspection of aboveground storage tanks 10,000,001- 100,000,000 aggregate gallons per site.	\$3,800 per site/aggregate gallons	Site	10,000,001-100,000,000 aggregate gallons per site - \$3,800	
Aboveground Storage Tank Annual Permit - 100,000,001+ aggregate gallons per site (CUPA)	Annual Permit Fee Charged by Health Department to business owner for inspection of aboveground storage tanks 100,000,001 + aggregate gallons per site.	Charge fully allocated hourly rates for all staff involved + any outside costs	Site	Charge fully allocated hourly rates for all staff involved plus any outside costs	
First Responder Fee	The First Responder Fee is charged whenever a person is medically evaluated and/or treated by Fire Department first responders. This fee is separate from existing ambulance transport fees.	\$250.00	Patient that is medically evaluated and/or treated by Fire staff on a first responder unit	\$250 per response (recommendation is to continue to subsidize due to market considerations)	
Underground Storage Tank Plan Check (CUPA)	Engineers/Contractors/Owners pay for the review of plans for fire and life safety compliance. Underground storage tanks - installation, repair, removal or approved abandonment, first tank.	\$1,245 + \$415 per add'l tank	Application	\$1,245 per application plus \$415 per each additional tank	
Underground Storage Tank Piping Plan Check (CUPA)	Engineers/Contractors/Owners pay for the review of plans for fire and life safety compliance. When not in conjunction with underground storage tank in PC-07 A referenced above; repair, replacement or removal at the same location by street address.	\$830.00	Application	\$830 per application	
Underground Storage Tank Monitoring Wells Plan Check (CUPA)	Engineers/Contractors/Owners pay for the review of plans for fire and life safety compliance. Installation or removal.	\$415 + \$205 per add'l well	Application	\$415 per application plus \$205 per each additional well	
Aboveground Storage Tanks - Installation, Repair, Removal or Approved Abandonment Plan Check	Engineers/Contractors/Owners pay for the review of plans for fire and life safety compliance. Installation, removal or approved abandonment.	\$620 + \$415 per add'l tank	Application	\$620 per application plus \$415 per each additional tank	

ATTACHMENT A-2

FIRE DEPARTMENT PROPOSED FEE ADJUSTMENTS & RECOMMENDATIONS

FEES RECOMMENDED FOR NO CHANGE

DEPARTMENT: Fire Department					
Fee Name	Description	Fee	Per	Cost of Service Study Recommendations	Department Recommendation % Cost Recovery
Processing/Refining To Each Cracking Tower Plan Check	Engineers/Contractors/Owners pay for the review of plans for fire and life safety compliance.	\$1,035.00	Application	\$1,035 per application	
Technology Surcharge	Surcharge to fund the continued upgrade and maintenance of technology	The total of 6.2% of each fee imposed or authorized by the provisions of	Application	6.2% of each fee charged	
Auto Fueling / Service Station (CUPA)	Business operators pay for the inspection of their operation.	\$830.00	Annual Permit	\$830 per annual permit	
Late Payment Penalty	Fee Charged by Fire Department for Late Payment on Fire Permit	30% of original fee	Permit	30% of original fee	
CUPA: Late Payment Penalty	Fee Charged by Fire Department for Late Payment on Fire Permit or Hazardous Materials Disclosure Program Fee	30% of original fee	Permit or Inspection	30% of original fee	
High-rise buildings (75ft and higher)	Property owners/operators pay for the inspection of their building	\$2,595.00	Building	No high-rise recommendation	
1st Reinspection	Property owners/operators pay for the inspection of their building and are assessed a fee for failure to comply with violation notices	\$0.00	Reinspection	First Reinspection - No Charge	
2nd Reinspection	Property owners/operators pay for the inspection of their building and are assessed a fee for failure to comply with violation notices	150% of permit fee	Reinspection	Second Reinspection - 150% of permit fee	
3rd and each subsequent Reinspection	Property owners/operators pay for the inspection of their building and are assessed a fee for failure to comply with violation notices	200% of permit fee	Reinspection	Third and each subsequent reinspection - 200% of permit fee	

ATTACHMENT A-2

FIRE DEPARTMENT PROPOSED FEE ADJUSTMENTS & RECOMMENDATIONS

FEES RECOMMENDED FOR NO CHANGE

DEPARTMENT: Fire Department					
Fee Name	Description	Fee	Per	Cost of Service Study Recommendations	Department Recommendation % Cost Recovery
1st Reinspection	Property owners/operators pay for the inspection of their building and are assessed a fee for failure to comply with violation notices	\$0.00	Reinspection	First Reinspection - No Charge	
2nd Reinspection	Property owners/operators pay for the inspection of their building and are assessed a fee for failure to comply with violation notices	150% of the permit fee	Reinspection	Second Reinspection - 150% of permit fee	
3rd and each subsequent Reinspection	Property owners/operators pay for the inspection of their building and are assessed a fee for failure to comply with violation notices	200% of the permit fee	Reinspection	Third and each subsequent reinspection - 200% of permit fee	
Copies of medical documents via subpoena.	Individuals or companies pay for hard copies of reports or documents. This fee applies specifically to medical reports or documents requested via subpoena. Conforms to California State Evidence Code.	\$0.10	Page	\$0.10 per page	
Reinspection - 1st Offense	Reinspection, as a result of requested inspection not canceled a minimum of two hours or more prior to established appointment time, or not ready for inspection and/or test upon arrival of the Fire Department representative.	\$0.00	Reinspection	First Reinspection - No Charge	
1st Reinspection - Non Compliance with Code Enforcement for occupancies / uses not required to obtain an operational fire permit	Owners/operators are assessed for failing to comply with violation notice	\$0.00	Reinspection	First Reinspection - No Charge	
1st Reinspection - Non Compliance with HazMat / BEP / UST / APSA (CUPA)	Owners/operators are assessed for failing to comply with Haz Mat, BEP, UST and/or APSA inspection or failing to comply with violation notice.	\$0.00	Reinspection	First Reinspection - No Charge	

FIRE DEPARTMENT PROPOSED FEE ADJUSTMENTS & RECOMMENDATIONS

FEES RECOMMENDED FOR NO CHANGE

DEPARTMENT: Fire Department					
Fee Name	Description	Fee	Per	Cost of Service Study Recommendations	Department Recommendation % Cost Recovery
2nd Reinspection - Non Compliance with HazMat / BEP / UST / APSA (CUPA)	Owners/operators are assessed for failing to comply with Haz Mat, BEP, UST and/or APSA inspection or failing to comply with violation notice.	150% of the permit fee	Reinspection	Second Reinspection - 150% of permit fee	
3rd and each subsequent Reinspection - Non Compliance with HazMat / BEP / UST/ APSA (CUPA)	Owners/operators are assessed for failing to comply with Haz Mat, BEP, UST and/or APSA inspection or failing to comply with violation notice.	200% of the permit fee	Reinspection	Third and each subsequent reinspection - 200% of permit fee	
1st Reinspection - Non Compliance with Code Enforcement for occupancies / uses with an operational fire permit	Owners/operators are assessed for failing to comply with violation notice	\$0.00	Reinspection	First Reinspection - No Charge	
2nd Reinspection - Non Compliance with Code Enforcement for occupancies / uses with an operational fire permit	Owners/operators are assessed for failing to comply with violation notice	150% of the permit fee	Reinspection	Second Reinspection - 150% of permit fee	
3rd and each subsequent Reinspection - Non Compliance with Code Enforcement for occupancies / uses with an operational fire permit	Owners/operators are assessed for failing to comply with violation notice	200% of the permit fee	Reinspection	Third and each subsequent reinspection - 200% of permit fee	
Copies of reports and documents.	Individuals or companies pay for hard copies of reports or documents. Fees will be charged and collected for duplication of any record, paper, or instrument in an amount consistent with applicable state law.	\$0.20	Page	\$0.20 per page	
Subpoena Fee	Copy of report for a subpoena or record request from a law office with signed client (patient) authorization. As established by State law.	\$15.00	Report	\$15 per report - Fee is set by the Courts	
Fire clearance required by Federal , State or any other govt. agency - R-3 Occupancy 8 children or less	Business operators pay for the inspection of their operation.	exempt	Inspection	8 children or less - No Charge allowed by State Law	

FIRE DEPARTMENT PROPOSED FEE ADJUSTMENTS & RECOMMENDATIONS

FEES RECOMMENDED FOR NO CHANGE

DEPARTMENT: Fire Department					
Fee Name	Description	Fee	Per	Cost of Service Study Recommendations	Department Recommendation % Cost Recovery
Range 1 - Minor (CUPA)	Business operators pay for the inspection of their operation. Quantities 500-5,000, basis of measures lbs./solids; 55-550, basis of measures Gal./Liquids; 200-2,000 basis of measures Cu.Ft./Gases.	\$315.00	Inspection	\$315 per annual permit	
Range 2 - Moderate (CUPA)	Business operators pay for the inspection of their operation. Quantities 5,001-25,000, basis of measures lbs./solids; 551-2,750, basis of measures Gal./Liquids; 2,001-10,000, basis of measures Cu.Ft./Gases.	\$390.00	Inspection	\$390 per annual permit	
Range 3 - Major (CUPA)	Business operators pay for the inspection of their operation. Quantities 25,0001+, basis of measures lbs./solids; 2,751+, basis of measures Gal./Liquids; 10,001+ basis of measures Cu.Ft./Gases.	\$495.00	Inspection	\$495 per annual permit	
Extraordinary Sites (CUPA)	Business operators pay for the inspection of their operation. *Subject to discretion of Fire Chief and/or requiring more than 8 hours of bureau work-hours per inspection cycle (See the Hazardous Materials Inspector for fees.)	\$525.00	Inspection	\$525 per annual permit	
Special Equipment Plan Check	Architects/Engineers/Contractors/Owners pay for the review of plans for fire and life safety compliance. Spray booths, fumigant chambers, pressure vessels and tanks, drying ovens, industrial baking ovens, industrial heating equipment, and other industrial equipment requiring Fire Dept. approval.	\$630.00	Application	\$630 per application	

FIRE DEPARTMENT PROPOSED FEE ADJUSTMENTS & RECOMMENDATIONS

FEES RECOMMENDED FOR NO CHANGE

DEPARTMENT: Fire Department					
Fee Name	Description	Fee	Per	Cost of Service Study Recommendations	Department Recommendation % Cost Recovery
Special Systems Plan Check - Vapor Recovery Systems (CUPA)	Architects/Engineers/Contractors/Owners pay for the review of plans for fire and life safety compliance. Vapor recovery systems requiring Fire Department approval.	\$620.00	Application	\$620 per application	
Special Systems Plan Check - Other	Architects/Engineers/Contractors/Owners pay for the review of plans for fire and life safety compliance. Dust collecting systems, commercial/industrial compressed or liquefied gas manifolds, and other special systems requiring Fire Department approval.	\$620.00	Application	\$620 per application	

ATTACHMENT A-2

FIRE DEPARTMENT PROPOSED FEE ADJUSTMENTS & RECOMMENDATIONS

FEES RECOMMENDED FOR DELETION

DEPARTMENT: FIRE DEPARTMENT			
Fee Name	Description	Fee	Per
Reason for Deletion: Fire Department proposed fees for deletion due to changes in fee structure. New and changed fees are proposed in its place.			
High pile combustible storage	Business operators pay for the inspection of their operation.	\$410.00	Annual Permit
Reason for Deletion: Fire Department proposed fees for deletion as services are no longer provided/transferred to other departments.			
Asbestos Removal	Business operators pay for the inspection of their operation.	\$410.00	Annual Permit
Fumigation or thermal insecticidal fogging operation	Business operators pay for the inspection of their operation.	\$410.00	Event
Oil/Gas Wells, Initial Inspection	Business operators pay for the inspection of their operation.	\$319.00	Inspection
Oil/Gas Wells, Reinspection	Business operators pay for the inspection of their operation. Reinspection.	\$180.00	Inspection
Oil/Gas Wells, Vent Inspection	Business operators pay for the inspection of their operation. Oil Well Vent Inspection.	\$625.00	Inspection
Oil/Gas Wells, Abandoned Oil Well	Business operators pay for the review of drawings for their operation. Abandoned Oil Well Document Review.	\$400.00	Review
Oil/Gas Wells, Abandoned Oil Well	Business operators pay for the inspection of their operation. Abandoned Oil Well Inspection.	\$410.00	Inspection
Oil/Gas Wells, Drill or Re-drill Oil Well	Business operators pay for the inspection of their operation. Drill or redrill oil wells.	\$625.00	Inspection
Telephone Line Installation	Boat slip permittee requests telephone line installation to dock box.	\$175.00	Hour, minimum billing of 1 hour

HEALTH & HUMAN SERVICES PROPOSED FEE CHANGES & RECOMMENDATIONS

RECOMMENDED FEE ADJUSTMENTS FOR FISCAL YEAR 2023

Fee Name	Current Fee	Proposed Fee	Per	Rate Increase/Decrease (\$)	Rate Increase/Decrease (%)	Theoretical Annual Revenue Change	Fund Group	Cost of Service Study Recommendations	Department Recommendation % Cost Recovery
DEPARTMENT: HEALTH AND HUMAN SERVICES DEPARTMENT									
FOOD PROGRAM FEES									
Charitable Non-Profit Food Facility Fee	\$615.00	\$620.00	Annual Permit	\$5	0.8%	\$0	Health	\$620 per annual permit	100.0%
Non-Profit Charitable Organization Temporary Food Stand - Prepackaged Food	\$58.00	\$80.00	Each stand	\$22	37.9%	\$0	Health	\$145 per stand	55.2%
Non-Profit/Charitable Organization Temporary Food Stand - Unpackaged Food	\$75.00	\$106.00	Each stand	\$31	41.3%	\$0	Health	\$325 per stand	32.6%
Non-Profit Charitable Organization Temporary Food Stand - Field Licensing Charge	\$0	Double the standard application fee <i>Varies based on pre-/un-packaged</i>	Each stand	*	*	\$0	Health	Double the standard application fee (applied to late applications/permitees)	100.0%
Non-Profit Charitable Organization Temporary Food Stand - Application Late Submittal Penalty	\$0	150% of the standard application fee <i>Varies based on pre-/un-packaged</i>	Each stand	*	*	\$0	Health	150% of standard application fee	100.0%
Non-Profit/Charitable Organization/Community Event Organizer	\$103.00	\$154.00	Each event	\$51	49.5%	\$0	Health	\$305 per event Late Submittal Penalty - 150% of standard application fee	50.5%
Non-Profit/Charitable Organization/Community Event Organizer Application Late Submittal Penalty	\$0	150% of the standard application fee (Recommended at \$154)	Each	*	*	\$0	Health	Late Submittal Penalty - 150% of standard application fee	100.0%
Limited Service Charitable Feeding Operation Registration	\$84.00	\$113.00	Annual Registration	\$29	34.5%	\$0	Health	\$170 per annual registration	66.5%
PRHIP Bed & Breakfast	New (Restructured - consolidated fees based on room #) Prior Fees: \$200 1-5 rooms \$420 6-20 rooms	\$325.00	Annual Permit	1-5 rooms - \$125 6-20 rooms - (\$95)	1-5 rooms - 63% 6-20 rooms - (23%)	\$0	Health	\$325 per annual permit	100.0%

*New fee without existing comparison for calculation, or rate assessed may range based on unit, or other applicable fee (e.g., penalties, late charges) .

HEALTH & HUMAN SERVICES PROPOSED FEE CHANGES & RECOMMENDATIONS

RECOMMENDED FEE ADJUSTMENTS FOR FISCAL YEAR 2023

Fee Name	Current Fee	Proposed Fee	Per	Rate Increase/Decrease (\$)	Rate Increase/Decrease (%)	Theoretical Annual Revenue Change	Fund Group	Cost of Service Study Recommendations	Department Recommendation % Cost Recovery
DEPARTMENT: HEALTH AND HUMAN SERVICES DEPARTMENT									
Restaurant: 0-10 seats Risk Category 2	New (Restructured - create risk category tiers) Prior Fee: \$805	\$943.00	Annual Permit	\$138	17.0%	\$12,100	Health	Risk Category2 - \$1,080 per annual permit	87.3%
Restaurant: 11-30 seats Risk Category 2	New (Restructured - create risk category tiers) Prior Fee : \$1,040	\$1,243.00	Annual Permit	\$203	19.5%	\$43,950	Health	Risk Category2 - \$1,445 per annual permit	86.0%
Restaurant: 31-60 seats Risk Category 2	New (Restructured - create risk category tiers) Prior Fee \$1,160	\$1,363.00	Annual Permit	\$203	17.5%	\$43,350	Health	Risk Category2 - \$1,565 per annual permit	87.1%
Restaurant: 61-100 seats Risk Category 2	New (Restructured - create risk category tiers) Prior Fee: \$1,340	\$1,543.00	Annual Permit	\$203	15.1%	\$24,700	Health	Risk Category2 - \$1,745 per annual permit	88.4%
Restaurant: 101-150 seats Risk Category 2	New (Restructured - create risk category tiers) Prior Fee: \$1,455	\$1,648.00	Annual Permit	\$193	13.3%	\$12,900	Health	Risk Category2 - \$1,840 per annual permit	89.6%
Restaurant: 151-200 seats Risk Category 2	New (Restructured - create risk category tiers) Prior Fee: \$1,465	\$1,668.00	Annual Permit	\$203	13.9%	\$4,850	Health	Risk Category2 - \$1,870 per annual permit	89.2%
Restaurant: 201-400 seats Risk Category 2	New (Restructured - create risk category tiers) Prior Fee: \$1,500	\$1,718.00	Annual Permit	\$218	14.5%	\$8,150	Health	Risk Category2 - \$1,935 per annual permit	88.8%
Restaurant: 401+ seats Risk Category 2	New (Restructured - create risk category tiers) Prior Fee: \$1635	\$1,838.00	Annual Permit	\$203	12.4%	\$4,450	Health	Risk Category2 - \$2,040 per annual permit	90.1%
Bar/Tavern - Limited Food Preparation 0-30 seats Risk Category 2	New (Restructured - create risk category tiers) Prior Fee: \$765	\$1,025.00	Annual Permit	\$260	34.0%	\$0	Health	0-30 Seats - \$1,285 per annual permit	79.8%

HEALTH & HUMAN SERVICES PROPOSED FEE CHANGES & RECOMMENDATIONS

RECOMMENDED FEE ADJUSTMENTS FOR FISCAL YEAR 2023

Fee Name	Current Fee	Proposed Fee	Per	Rate Increase/Decrease (\$)	Rate Increase/Decrease (%)	Theoretical Annual Revenue Change	Fund Group	Cost of Service Study Recommendations	Department Recommendation % Cost Recovery
DEPARTMENT: HEALTH AND HUMAN SERVICES DEPARTMENT									
Bar/Tavern - Limited Food Preparation 31-60 seats Risk Category 2	New (Restructured - create risk category tiers) Prior Fee: \$1,003	\$1,222.00	Annual Permit	\$219	17.9%	\$435	Health	31-60 Seats - \$1,440 per annual permit	84.9%
Bar/Tavern - Limited Food Preparation 61+ seats Risk Category 2	New (Restructured - create risk category tiers) Prior Fee: \$1,120	\$1,343.00	Annual Permit	\$223	19.9%	\$215	Health	61+ Seats - \$1,565 per annual permit	85.8%
Public School Cafeteria Kitchen	\$76.00	\$178.00	Annual Permit	\$102	134.2%	\$8,900	Health	\$485 per annual permit	36.7%
Public School Satellite/Kiosk Food Facility	\$76.00	\$118.00	Annual Permit	\$42	55.3%	\$384	Health	\$560per annual permit	21.1%
After-School Nutrition Program Site	\$83.00	\$116.00	Permit	\$33	39.8%	\$0	Health	\$215 per permit	54.0%
Satellite/Kiosk Food Facility - Prepackaged Food	\$255.00	\$337.00	Annual Permit	\$82	32.2%	\$400	Health	\$500 per annual permit	67.4%
Satellite/Kiosk Food Facility - Unpackaged Food 0-100 sq ft	\$535.00	\$565.00	Annual Permit	\$30	5.6%	\$100	Health	0-100 Square Feet - \$565 per annual permit	100.0%
Satellite/Kiosk Food Facility - Unpackaged Food 101+ sq ft	\$745 per year	\$655.00	Annual Permit	(\$90)	-12.1%	\$0	Health	101+ Square Feet - \$655 per annual permit	100.0%
Caterer	\$1,170.00	\$1,285.00	Annual Permit	\$115	9.8%	\$1,500	Health	\$1,285 per annual permit	100.0%
Licensed Health Care Facility Kitchens - less than 60 beds	\$595.00	\$714.00	Annual Permit	\$119	20.0%	\$1,071	Health	0-59 Beds - \$1,285 per annual permit	55.6%
Licensed Health Care Facility Kitchens - 60 - 100 beds	\$849.00	\$1,019.00	Annual Permit	\$170	20.0%	\$1,862	Health	60-100 Beds - \$1,565 per annual permit	65.1%
Licensed Health Care Facility Kitchens - 100 to 150 beds	\$955.00	\$1,146.00	Annual Permit	\$191	20.0%	\$382	Health	101-150 Beds - \$1,745 per annual permit	65.7%
Licensed Health Care Facility Kitchens - 151 to 200 beds	\$1,135.00	\$1,362.00	Annual Permit	\$227	20.0%	\$908	Health	151-200 Beds - \$1,840 per annual permit	74.0%
Licensed Health Care Facility Kitchens - more than 200 beds	\$1,230.00	\$1,476.00	Annual Permit	\$246	20.0%	\$246	Health	201+ Beds - \$1,970 per annual permit	74.9%
Private School Kitchens - Prepackaged	\$165.00	\$205.00	Annual Permit	\$40	24.2%	\$50	Health	Prepackaged - \$245 per annual permit	83.7%
Private School Kitchens - Unpackaged	\$664.00	\$485.00	Annual Permit	(\$179)	-27.0%	(\$400)	Health	Unpackaged - \$485 per annual permit	100.0%

HEALTH & HUMAN SERVICES PROPOSED FEE CHANGES & RECOMMENDATIONS

RECOMMENDED FEE ADJUSTMENTS FOR FISCAL YEAR 2023

Fee Name	Current Fee	Proposed Fee	Per	Rate Increase/Decrease (\$)	Rate Increase/Decrease (%)	Theoretical Annual Revenue Change	Fund Group	Cost of Service Study Recommendations	Department Recommendation % Cost Recovery
DEPARTMENT: HEALTH AND HUMAN SERVICES DEPARTMENT									
Micromarket	\$250.00	\$333.00	Annual Permit	\$83	33.2%	\$0	Health	\$500 per annual permit	66.6%
Food Market Retail: 2000-5999 sq ft - Prepackaged food	\$960.00	\$915.00	2,000-5,999 sq ft	(\$45)	-4.7%	(\$2,500)	Health	2,000-5,999 Square Feet - \$915 per annual permit	100.0%
Food Market Retail: 6000 + sq ft - Prepackaged food	\$1,245.00	\$1,055.00	6,000 + sq ft	(\$190)	-15.3%	(\$3,500)	Health	6,000+ Square Feet - \$1,055 per annual	100.0%
Food Market Retail 51-1999 square feet - Food Preparation	\$780.00	\$1,033.00	51-1,999 sq ft	\$253	32.4%	\$41,400	Health	51-1,999 Square Feet - \$1,285 per annual permit	80.4%
Food Market Retail: 2000-5999 sq ft - Food Preparation	\$1,008.00	\$1,227.00	2,000-5,999 sq ft	\$219	21.7%	\$13,550	Health	2,000-5,999 Square Feet - \$1,445 per annual permit	84.9%
Food Market Retail: 6000 + sq ft - Food Preparation	\$1,373.00	\$1,565.00	6,000 + sq ft	\$192	14.0%	\$8,800	Health	6,000+ Square Feet - \$1,565 per annual	100.0%
Food Market Wholesale 1-1999 sq ft	\$745.00	\$1,033.00	1-1,999 sq ft	\$288	38.7%	\$300	Health	1-1,999 Square Feet - \$1,320 per annual	78.3%
Food Market Wholesale 2000-5999 sq ft	\$828.00	\$1,079.00	2,000-5,999 sq ft	\$251	30.3%	\$267	Health	2,000-5,999 Square Feet - \$1,580 per	68.3%
Food Market Wholesale 6000 + sq ft	\$975.00	\$1,340.00	6,000 + sq ft	\$365	37.4%	\$350	Health	6,000+ Square Feet - \$1,705 per annual	78.6%
Food Service Cart: w/o Plumbing	\$250.00	\$300.00	Annual Permit	\$50	20.0%	\$400	Health	Without Plumbing - \$300 per annual permit	100.0%
Food Service Cart: w/ Plumbing	\$664.00	\$730.00	Annual Permit	\$66	9.9%	\$300	Health	With Plumbing - \$730 per annual permit	100.0%
Food Service Cart Water Resample	\$59.00	\$80.00	Per Resample	\$21	35.6%	\$0	Health	\$180 per resample	44.4%
Food Service Cart Permit Reinstatement Fee	\$180.00	\$185.00	Each	\$5	2.8%	\$0	Health	\$185 each	100.0%
Mobile Support Unit	\$415.00	\$300.00	Annual Permit	(\$115)	-27.7%	\$0	Health	\$300 per annual permit	100.0%
Vehicles: Food Retail / No preparation	\$489.00	\$455.00	Annual Permit	(\$34)	-7.0%	(\$400)	Health	\$455 per annual permit	100.0%
Vehicles: Mobile Food Preparation	\$828.00	\$960.00	Annual Permit	\$132	15.9%	\$5,100	Health	\$960 per annual permit	100.0%
Mobile Food Prep - Water resample	\$59.00	\$80.00	Resample	\$21	35.6%	\$0	Health	\$180 per resample	44.4%
Mobile Food Prep\Food Retail - No Prep permit reinstatement fee	\$180.00	\$185.00	Each	\$5	2.8%	\$0	Health	\$185 each	100.0%
Grocery Vehicle with refrigeration	\$489.00	\$495.00	Annual Permit	\$6	1.2%	\$0	Health	\$495 per annual permit	100.0%
Tricycle Mobile Food	\$205.00	\$253.00	Annual Permit	\$48	23.4%	\$1,200	Health	\$300 per annual permit	84.3%

HEALTH & HUMAN SERVICES PROPOSED FEE CHANGES & RECOMMENDATIONS

RECOMMENDED FEE ADJUSTMENTS FOR FISCAL YEAR 2023

Fee Name	Current Fee	Proposed Fee	Per	Rate Increase/Decrease (\$)	Rate Increase/Decrease (%)	Theoretical Annual Revenue Change	Fund Group	Cost of Service Study Recommendations	Department Recommendation % Cost Recovery
DEPARTMENT: HEALTH AND HUMAN SERVICES DEPARTMENT									
Commissary 0-10 Mobile Food Facility	\$940.00	\$910.00	Annual Permit	(\$30)	-3.2%	(\$100)	Health	0-10 Mobile Food Facilities - \$910 per annual permit	100.0%
Commissary 11-20 Mobile Food Facility	\$1,170.00	\$1,130.00	Annual Permit	(\$40)	-3.4%	\$0	Health	11-20 Mobile Food Facilities - \$1,130 per annual permit	100.0%
Commissary Over 20 Mobile Food Facility	\$1,300.00	\$1,210.00	Annual Permit	(\$90)	-6.9%	(\$100)	Health	20+ Mobile Food Facilities - \$1,210 per annual permit	100.0%
Retail Food Processor: 1-1999 sq ft	\$780.00	\$1,033.00	1-1,999 sq ft	\$253	32.4%	\$5,300	Health	1-1,999 sq. ft. - \$1,285 per annual permit	80.4%
Retail Food Processor: 2000-5999 sq ft	\$1,008.00	\$1,247.00	2,000-5,999 sq ft	\$239	23.7%	\$950	Health	2,000-5,999 sq. ft. - \$1,485 per annual	84.0%
Retail Food Processor: 6000+ sq ft	\$1,373.00	\$1,655.00	6,000+ sq ft	\$282	20.5%	\$300	Health	6,000+ sq. ft. - \$1,655 per annual permit	100.0%
Wholesale Food Processor: 1-1999 sq ft	\$1,500.00	\$2,075.00	1-1,999 sq ft	\$575	38.3%	\$600	Health	1-1,999 sq. ft. - \$2,075 per annual permit	100.0%
Wholesale Food Processor: 2000-5999 sq ft	\$2,390.00	\$2,385.00	2,000-5,999 sq ft	(\$5)	-0.2%	\$0	Health	2,000-5,999 sq. ft. - \$2,385 per annual	100.0%
Wholesale Food Processor: 6000+ sq ft	\$3,535.00	\$3,305.00	6,000+ sq ft	(\$230)	-6.5%	(\$500)	Health	6,000+ sq. ft. - \$3,305 per annual permit	100.0%
Temporary Food Facility - Certified Farmers Market (Prepackaged Food)	\$205.00	\$263.00	Each Stand	\$58	28.3%	\$0	Health	Prepackaged food - \$320 per facility	82.2%
Temporary Food Facility - Certified Farmers Market (Unpackaged Food)	\$390.00	\$470.00	Each Stand	\$80	20.5%	\$0	Health	Unpackaged food - \$470 per facility	100.0%
Temporary Food Facility - Prepackaged Food with Unpackaged Samples	\$113.00	\$149.00	Each Stand	\$36	31.9%	\$0	Health	\$255 per facility	58.4%
Temporary Food Facility - Unpackaged food	\$159.00	\$228.00	Each Stand	\$69	43.4%	\$0	Health	\$435 per facility	52.4%
Temporary Food Facility - Prepackaged food	\$84.00	\$112.00	Each Stand	\$28	33.3%	\$0	Health	\$195 per facility	57.4%
Temporary Food Facility - Seasonal (Prepackaged)	Permit Fee + 50% fee each additional permit	\$255.00	Each Stand	*	*	\$0	Health	Prepackaged Food - \$255 per facility	100.0%
Temporary Food Facility - Seasonal (Unpackaged)	New (Restructured - create fee for Unpackaged) Prior: Permit Fee + 50% fee each additional permit	\$375.00	Each Stand	*	*	\$0	Health	Unpackaged Food - \$375 per facility	100.0%

HEALTH & HUMAN SERVICES PROPOSED FEE CHANGES & RECOMMENDATIONS

RECOMMENDED FEE ADJUSTMENTS FOR FISCAL YEAR 2023

Fee Name	Current Fee	Proposed Fee	Per	Rate Increase/Decrease (\$)	Rate Increase/Decrease (%)	Theoretical Annual Revenue Change	Fund Group	Cost of Service Study Recommendations	Department Recommendation % Cost Recovery
DEPARTMENT: HEALTH AND HUMAN SERVICES DEPARTMENT									
Temporary Food Facility - Field Licensing Charge	\$34.70 + Application Fee	Charge double the standard application fee <i>Varies based on un-/pre-packaged</i>	Each Stand	*	*	\$0	Health	Charge double the standard application fee. (applied to late applications/permittees)	100.0%
Temporary Food Facility - Application Late Submittal Penalty	\$53.00	Charge 150% of the standard application fee <i>Varies based on un-/pre-packaged</i>	Each Stand	*	*	\$0	Health	Charge 150% of the standard application fee	100.0%
Community Event Organizer	\$205.00	\$273.00	Each Event	\$68	33.2%	\$1,567	Health	\$410 per event	66.6%
Community Event Organizer Application Late Submittal Penalty	\$72.00	Charge 150% of the standard application fee (Recommended at \$273)	Each	*	*	\$0	Health	Late Submittal - 150% of the standard application fee	100.0%
Farmer's Market Associated Event Organizer Annual Permit	\$710.00	\$690.00	Annual Permit	(\$20)	-2.8%	\$0	Health	\$690 per annual permit	100.0%
Cottage Food: Application Fee	\$62.00	\$89.00	Per Application plus the fully allocated hourly rates for all personnel involved	\$27	43.5%	\$0	Health	\$170 per application plus the fully allocated hourly rates for all personnel involved for any time over 2 hours	52.4%
Cottage Food: Complaint Investigation	\$131.00	\$178.00	Per Investigation plus the fully allocated hourly rates for all personnel involved for any time over	\$47	35.9%	\$0	Health	\$320 per investigation plus the fully allocated hourly rates for all personnel involved for any time over 1.5 hours	55.6%
Cottage Food Consultation	\$139.00	\$185.00	Per Consultation plus the fully allocated hourly rates for all personnel involved	\$46	33.1%	\$0	Health	\$415 per review plus the fully allocated hourly rates for all personnel involved for any time over 3 hours	44.6%
Cottage Food Operation Class A	\$62.00	\$83.00	Annual Registration	\$21	33.9%	\$1,018	Health	\$200 per annual registration	41.5%
Cottage Food Operation Class B	\$205.00	\$263.00	Annual Permit	\$58	28.3%	\$1,467	Health	\$380 per annual permit	69.2%

HEALTH & HUMAN SERVICES PROPOSED FEE CHANGES & RECOMMENDATIONS

RECOMMENDED FEE ADJUSTMENTS FOR FISCAL YEAR 2023

Fee Name	Current Fee	Proposed Fee	Per	Rate Increase/Decrease (\$)	Rate Increase/Decrease (%)	Theoretical Annual Revenue Change	Fund Group	Cost of Service Study Recommendations	Department Recommendation % Cost Recovery
DEPARTMENT: HEALTH AND HUMAN SERVICES DEPARTMENT									
Food Hawker -Annual Permit	\$235.00	\$285.00	Per Hawker Annually	\$50	21.3%	\$0	Health	\$285 per hawker annually	100.0%
Food Hawker - Temporary Permit	\$30.15	\$44.00	Per Hawker/Per Event	\$14	45.9%	\$0	Health	\$85 per hawker per event	51.8%
Senior Feeding Site	\$298.00	\$300.00	Per site	\$2	0.7%	\$0	Health	\$300 per site	100.0%
Repeat Violation Fee	\$240.00	\$170.00	per documented repeated violation	(\$70)	-29.2%	\$0	Health	\$170 per documented repeated violation	100.0%
Plan Revision Fee	\$190 paid by business owner for plan review due to changes after initial approval	\$265 paid by business owner for plan review due to changes after initial approval	Occurrence	\$75	39.5%	\$0	Health	\$415 paid by business owner for plan review due to changes after initial approval	63.9%
Mobile Food/Food Cart Impound Fees	\$245.00	\$330.00	Per Impound	\$85	34.7%	\$0	Health	\$500 per impound	66.0%
Mobile Food/Food Cart Impound Fees/Repeat	\$483.00	\$655.00	Per Repeat Impound / Occurrence/ Single client	\$172	35.6%	\$0	Health	\$1,000 per repeat impound (repeat occurrence/single client)	65.5%
Vending Machines - Open Beverage	\$128.00	\$130.00	Annual Permit Each Machine	\$2	1.6%	\$0	Health	\$130 per annual permit per machine	100.0%
Vending Machines - Potentially Hazardous Food	\$139.00	\$140.00	Annual Permit Each Machine	\$1	0.7%	\$0	Health	\$140 per annual permit per machine	100.0%
California Retail Food Code Booklet	\$5.85	\$6.00	Each	\$0	2.6%	\$0	Health	\$6 each	100.0%
Seasonal Food Vendor	Time & Material	\$330.00	Annual Permit	*	*	\$0	Health	\$330 per annual permit	100.0%
Food Demonstrator	\$303.00	\$225.00	Annual Permit	(\$78)	-25.7%	\$0	Health	\$225 per annual permit	100.0%
Open Air Barbecue	\$144.00	\$188.00	Annual Permit	\$44	30.6%	\$925	Health	\$320 per annual permit	58.8%
Little League Snack Shack	\$205.00	\$273.00	Annual Permit	\$68	33.2%	\$600	Health	\$410 per annual permit	66.6%
Food - Reinspection Fee	\$240.00	\$325.00	Each	\$85	35.4%	\$100	Health	\$410 per inspection	79.3%
Add a Partner	\$65.00	\$87.00	Each	\$22	33.8%	\$33	Health	\$130 per partner	66.9%
Community Food Producer / Gleaner	\$91.00	\$123.00	Application Review	\$32	35.2%	\$0	Health	\$220 per application review	55.9%

HEALTH & HUMAN SERVICES PROPOSED FEE CHANGES & RECOMMENDATIONS

Fee Name	Current Fee	Proposed Fee	Per	Rate Increase/Decrease (\$)	Rate Increase/Decrease (%)	Theoretical Annual Revenue Change	Fund Group	Cost of Service Study Recommendations	Department Recommendation % Cost Recovery
DEPARTMENT: HEALTH AND HUMAN SERVICES DEPARTMENT									
Dairy Soft Serve Ice Cream	\$342.00	\$436.00	Annual Permit	\$94	27.5%	\$7,050	Health	Dairy Ice Cream - \$530 per annual permit (incl. 1 unit)	82.3%
Dairy Soft Serve Ice Cream - Each Additional Unit	\$59.00	\$89.00	Additional Unit	\$30	50.8%	\$33	Health	Dairy Add'l Unit - \$150 each	59.3%
Non-Dairy Soft Serve Ice Cream	\$342.00	\$436.00	Annual Permit	\$94	27.5%	\$2,250	Health	Non-Dairy Ice Cream - \$530 per annual permit (incl. 1 unit)	82.3%
Non-Dairy Soft Serve Ice Cream - Each Additional Unit	\$59.00	\$89.00	Additional Unit	\$30	50.8%	\$33	Health	Non Dairy Add'l Unit - \$150 each	59.3%
Frozen Yogurt	\$342.00	\$445.00	Annual Permit	\$103	30.1%	\$1,018	Health	Frozen Yogurt - \$725 per annual permit (incl. 1 unit)	61.4%
Frozen Yogurt - Each Additional Unit	\$100.00	\$155.00	Additional Unit	\$55	55.0%	\$50	Health	Frozen Yogurt Add'l Unit - \$210 each	73.8%
Soft Serve State License Surcharge	New (State pass-through)	\$51.30	Annual Surcharge	*	*	\$0	Health	\$51.30 per permit	100.0%
Shared Food Facility Owner/Operator (1-9,999 sq. ft.)	\$2,304.00	\$2,530.00	Annual Permit	\$226	9.8%	\$200	Health	1-9,999 sq. ft - \$2,530 per annual permit	100.0%
Shared Food Facility Owner/Operator (10,000+ sq. ft.)	\$2,823.00	\$3,195.00	Annual Permit	\$372	13.2%	\$400	Health	10,000+ sq. ft. - \$3,195 per annual permit	100.0%
Shared Food Facility Tenant	\$159.00	\$212.00	Annual Permit	\$53	33.3%	\$1,336	Health	\$405 per annual permit	52.3%
Certified Farmers Market - 1-20 certified producers	\$483.00	\$575.00	1-20 Certified Producers	\$92	19.0%	\$920	Health	1-20 certified producers - \$575 per	100.0%
Certified Farmers Market - 21-35 certified producers	\$843.00	\$725.00	21-35 Certified Producers	(\$118)	-14.0%	(\$120)	Health	21-35 certified producers - \$725 per	100.0%
Certified Farmers Market - 36+ certified producers	\$1,385.00	\$815.00	36+ Certified Producers	(\$570)	-41.2%	(\$600)	Health	36+ certified producers - \$815 per annual	100.0%
VECTOR CONTROL FEES									
Private Stable	\$149.00	\$205.00	Annual Permit	\$56	37.6%	\$800	Health	\$260 per annual permit	78.8%
Vector Control Demolition Permit	\$185.00	\$255.00	Per permit plus \$130 per addtl 1,500 sq ft over 1,500 sq ft	\$70	37.8%	\$1,433	Health	\$395 per permit plus \$130 per additional 1,500 square feet over 1,500 square feet	64.6%
Reinspection Fee/Vector Control	\$235.00	\$260.00	Reinspection	\$25	10.6%	\$0	Health	\$260 per reinspection	100.0%
TOBACCO RETAIL PERMIT FEES									

HEALTH & HUMAN SERVICES PROPOSED FEE CHANGES & RECOMMENDATIONS

RECOMMENDED FEE ADJUSTMENTS FOR FISCAL YEAR 2023

Fee Name	Current Fee	Proposed Fee	Per	Rate Increase/Decrease (\$)	Rate Increase/Decrease (%)	Theoretical Annual Revenue Change	Fund Group	Cost of Service Study Recommendations	Department Recommendation % Cost Recovery
DEPARTMENT: HEALTH AND HUMAN SERVICES DEPARTMENT									
Tobacco Retail Permit	\$615.00	\$670.00	Annual Permit	\$55	8.9%	\$28,200	Health	\$670 per permit	100.0%
Retail Tobacco Reinspection	\$240.00	\$215.00	Reinspection	(\$25)	-10.4%	(\$200)	Health	\$215 per reinspection	100.0%
Tobacco Retail Enforcement Program Special Event Permit	\$113.00	\$145.00	Per vendor plus \$60 each additional day	\$32	28.3%	\$1,000	Health	\$145 per vendor plus \$60 plus each additional day	100.0%
WATER PROGRAM FEES									
Water Fees: Swim Pool/Spa (public)	\$375.00	\$450.00	One Spa or Pool	\$75	20.0%	\$28,000	Health	\$450 per spa or pool	100.0%
Water Fees: Swim Pool/Spa (combination)	\$324.00	\$450.00	Per Pool or Spa (each)	\$126	38.9%	\$23,600	Health	\$450 per spa or pool	100.0%
Water Fees: Backflow Prevention Device/Business - 1-9 devices	New (Restructure - Consolidate separate fees) Prior fees: \$200 1 device \$215 2-9 devices	\$270.00	1-9 Devices	1 device - \$70 2-9 devices \$55	1 device - 35% 2-9 devices 26%	\$34,059	Health	1-9 devices - \$270 per permit plus \$58 per device	100% per permit, excludes addn'l recommended device fee
Water Fees: Backflow Prevention Device/Business - 10+ devices	New (Restructured Consolidate separate fees) : \$745 10-19 device \$2,105 20+ devices	\$792 per permit plus \$39 per device over 9 devices	10+ Devices	*	*	\$34,059	Health	10+ devices - \$792 per permit plus \$39 per device over 9 devices	100.0%
Water Fees: Water Dist Line Clearance	\$303.00	\$405.00	Each	\$102	33.7%	\$0	Health	\$610 each	66.4%
Water Fees: Sewage Cleaning Vehicles	\$245.00	\$300.00	Annual Permit	\$55	22.4%	\$0	Health	\$355 per annual permit	84.5%
Water Fees: Toilet Rental Agency	\$494.00	\$355.00	Each Inspection	(\$139)	-28.1%	\$0	Health	\$355 per inspection	100.0%
Water Fees: Private Waste Collector	\$415.00	\$355.00	Each Inspection	(\$60)	-14.5%	\$0	Health	\$355 per inspection	100.0%
Water Fees: Reinspection Fee	\$240.00	\$293.00	Each reinspection	\$53	22.1%	\$0	Health	\$345 per reinspection	84.9%

HEALTH & HUMAN SERVICES PROPOSED FEE CHANGES & RECOMMENDATIONS

RECOMMENDED FEE ADJUSTMENTS FOR FISCAL YEAR 2023

Fee Name	Current Fee	Proposed Fee	Per	Rate Increase/Decrease (\$)	Rate Increase/Decrease (%)	Theoretical Annual Revenue Change	Fund Group	Cost of Service Study Recommendations	Department Recommendation % Cost Recovery
DEPARTMENT: HEALTH AND HUMAN SERVICES DEPARTMENT									
Annual Recycled Water Inspection	at cost (time & materials)	at cost	Time/ Materials with 4 hr minimum	No rate change - recommendation establishes 4 hour minimum	0.0%	\$0	Health	At cost for time/materials with a 4 hour minimum	100.0%
Four Year Recycled Water Shutdown Test	at cost (time & materials)	at cost	Time/ Materials with 4 hr minimum	No rate change - recommendation establishes 4 hour minimum	0.0%	\$0	Health	At cost for time/materials with a 4 hour minimum	100.0%
MEDICAL WASTE GENERATOR FEES									
Body Art Facility	\$240.00	\$310.00	.	\$70	29.2%	\$2,100	Health	\$380 per annual permit	81.6%
Body Art Ear Piercing Only / Registration	\$53.00	\$67.00	Annual Permit	\$14	26.4%	\$150	Health	\$80 per annual permit	83.8%
Body Art Practitioner	\$72.00	\$96.00	Annual Permit	\$24	33.3%	\$3,400	Health	\$120 per annual permit	80.0%
Body Art Practitioner Registration Replacement	\$61.00	Charge the actual material replacement costs	Replacement	*	*	\$0	Health	Charge the actual material replacement costs	100.0%
Med Waste: Sm Quantity w/ onsite treatment	\$185.00	\$225.00	Annual Permit	\$40	21.6%	\$100	Health	\$225 per annual permit	100.0%
Med Waste: Sm Quantity (\$56.00	\$81.00	Annual Permit	\$25	44.6%	\$18,250	Health	\$105 per annual permit	77.1%
Med Waste: Common Storage Facility, 2-10 Gen.	\$257.00	\$255.00	2-10 Gen	(\$2)	-0.8%	\$0	Health	\$255 per annual permit	100.0%
Med Waste: Common Storage Facility, 11-49 Gen.	\$494.00	\$405.00	11-49 Gen.	(\$89)	-18.0%	(\$500)	Health	\$405 per annual permit	100.0%
Med Waste: Common Storage Facility, 50+ Gen.	\$1,008.00	\$845.00	50+ Gen.	(\$163)	-16.2%	\$0	Health	\$845 per annual permit	100.0%

HEALTH & HUMAN SERVICES PROPOSED FEE CHANGES & RECOMMENDATIONS

RECOMMENDED FEE ADJUSTMENTS FOR FISCAL YEAR 2023

Fee Name	Current Fee	Proposed Fee	Per	Rate Increase/Decrease (\$)	Rate Increase/Decrease (%)	Theoretical Annual Revenue Change	Fund Group	Cost of Service Study Recommendations	Department Recommendation % Cost Recovery
DEPARTMENT: HEALTH AND HUMAN SERVICES DEPARTMENT									
Med Waste: Transfer Station - Large Quant.	\$1,008.00	\$620.00	Annual Permit	(\$388)	-38.5%	\$0	Health	\$620 per annual permit	100.0%
Med Waste: Acute Care Hosp., 1-99 beds	\$1,363.00	\$920.00	1-99 Beds	(\$443)	-32.5%	(\$400)	Health	\$920 per annual permit	100.0%
Med Waste: Acute Care Hosp., 100-199 beds	\$1,851.00	\$1,695.00	100-199 Beds	(\$156)	-8.4%	(\$200)	Health	\$1,695 per annual permit	100.0%
Med Waste: Acute Care Hosp., 200-250 beds	\$2,340.00	\$2,390.00	200-250 Beds	\$50	2.1%	\$100	Health	\$2,390 per annual permit	100.0%
Med Waste: Acute Care Hosp., 251+ beds	\$3,050.00	\$2,840.00	251+ Beds	(\$210)	-6.9%	(\$400)	Health	\$2,840 per annual permit	100.0%
Med Waste: Specialty Clinic (surgical, etc.)	\$760.00	\$735.00	Annual Permit	(\$25)	-3.3%	\$0	Health	\$735 per annual permit	100.0%
Med Waste: Skill Nursing Facility, 1-99 beds	\$643.00	\$745.00	1-99 Beds	\$102	15.9%	\$1,800	Health	\$745 per annual permit	100.0%
Med Waste: Skill Nursing Facility, 100-199 beds	\$750.00	\$895.00	100-199 Beds	\$145	19.3%	\$0	Health	\$895 per annual permit	100.0%
Med Waste: Skill Nursing Facility, 200+ beds	\$910.00	\$1,120.00	200 + Beds	\$210	23.1%	\$200	Health	\$1,120 per annual permit	100.0%
Med Waste: Acute Psychiatric Hospital	\$504.00	\$410.00	Annual Permit	(\$94)	-18.7%	\$0	Health	\$410 per annual permit	100.0%

HEALTH & HUMAN SERVICES PROPOSED FEE CHANGES & RECOMMENDATIONS

RECOMMENDED FEE ADJUSTMENTS FOR FISCAL YEAR 2023

Fee Name	Current Fee	Proposed Fee	Per	Rate Increase/Decrease (\$)	Rate Increase/Decrease (%)	Theoretical Annual Revenue Change	Fund Group	Cost of Service Study Recommendations	Department Recommendation % Cost Recovery
DEPARTMENT: HEALTH AND HUMAN SERVICES DEPARTMENT									
Med Waste: Intermediate Care	\$750.00	\$475.00	Annual Permit	(\$275)	-36.7%	(\$300)	Health	\$475 per annual permit	100.0%
Med Waste: Primary Care	\$910.00	\$845.00	Annual Permit	(\$65)	-7.1%	(\$300)	Health	\$845 per annual permit	100.0%
Med Waste: Clinical Laboratory	\$525.00	\$550.00	Annual Permit	\$25	4.8%	\$0	Health	\$550 per annual permit	100.0%
Med Waste: Health Care Service Plan Facility.	\$910.00	\$770.00	Annual Permit	(\$140)	-15.4%	(\$400)	Health	\$770 per annual permit	100.0%
Med Waste: Veterinary Clinic or Hosp.	\$410.00	\$510.00	Annual Permit	\$100	24.4%	\$1,200	Health	\$510 per annual permit	100.0%
Med Waste: Med/Dental/Vet Offices (200lb/mo)	\$420.00	\$450.00	Annual Permit	\$30	7.1%	\$200	Health	\$450 per annual permit	100.0%
Med Waste: Nurse-Occup Care	\$200.00	\$280.00	Annual Permit	\$80	40.0%	\$175	Health	0-199 lbs. per month - \$520 per annual permit	53.8%
Med Waste: Nurse-Occup Care (>200lbs/mo)	\$715.00	\$635.00	>200lbs/Mo	(\$80)	-11.2%	(\$200)	Health	200+ lbs. per month - \$635 per annual permit	100.0%
Med Waste: Each Autoclave	\$2,175.00	\$1,270.00	Every 5 Years	(\$905)	-41.6%	\$0	Health	\$1,270 per quinquennial permit	100.0%
Temporary Body Art Permit (1 -10 Artists)	\$53.00	\$74.00	Per Artist	\$21	39.6%	\$450	Health	1-10 artists - \$95 per artist	77.9%
Temporary Body Art Permit (11+ Artists)	\$31.20	\$41.00	Per Artist	\$10	31.4%	\$450	Health	11+ artists - \$950 per permit plus \$50 per artist over 10 artists	4.3%
Temporary Body Artist In-Field Licensing Charge	\$32.35	150% of permit fee (variable based on # of artists)	Permit	*	*	\$100	Health	150% of permit fee (applied to late applications/permittees)	100.0%
Temporary Body Art Event Organizer	\$205.00	\$275.00	Per event	\$70	34.1%	\$200	Health	\$415 per permit	66.3%
Temporary Mobile Health Clinic	\$113.00	\$147.00	Per permit	\$34	30.1%	\$1,025	Health	\$250 per permit	58.8%

HEALTH & HUMAN SERVICES PROPOSED FEE CHANGES & RECOMMENDATIONS

RECOMMENDED FEE ADJUSTMENTS FOR FISCAL YEAR 2023

Fee Name	Current Fee	Proposed Fee	Per	Rate Increase/Decrease (\$)	Rate Increase/Decrease (%)	Theoretical Annual Revenue Change	Fund Group	Cost of Service Study Recommendations	Department Recommendation % Cost Recovery
DEPARTMENT: HEALTH AND HUMAN SERVICES DEPARTMENT									
Temporary mobile health clinic in-field licensing charge	\$31.70	150% of permit fee (proposed at \$220.50)	Each unit	\$189	595.6%	\$100	Health	\$150 + application fee per unit of \$147 (applied to late applications/permittees)	74.2%
GARMENT MANUFACTURING FEES									
Garment Manufacturing	\$323.00	\$345.00	Annual Permit	\$22	6.8%	\$100	Health	\$345 per annual permit	100.0%
NOISE FEES									
Noise Variance	\$283.00	\$384.00	Each	\$101	35.7%	\$1,000	Health	\$685 per application	56.1%
Noise Control Business Lic. Insp.	\$245.00	\$310.00	Each	\$65	26.5%	\$50	Health	\$375 per permit	82.7%
Noise Complaint Investigation & Response	Time and Materials	Charged fully allocated hourly rate for all personnel involved plus additional costs	Inspection Visit	No change to rate, clarified time and materials	0.0%	\$0	Health	Charge the fully allocated hourly rate for all personnel involved plus any outside costs	100.0%
EMERGENCY RESPONSE FEES									
Hazardous Waste Site Mitigation	\$180.00	Charge the fully allocated hourly rate for all personnel involved plus any outside costs	Hourly rate plus outside costs	*	*	\$0	Health	Charge the fully allocated hourly rate for all personnel involved plus any outside costs	100.0%
HazMat Emergency Response	\$180.00	Charge the fully allocated hourly rate for all personnel involved plus any outside costs	Hourly rate plus outside costs	*	*	\$0	Health	Charge the fully allocated hourly rate for all personnel involved plus any outside costs	100.0%
PLAN CHECK FEES									
Body Art Facility Plan Check	\$405.00	\$505.00	Per Plan	\$100	24.7%	\$2,900	Health	\$505 per annual permit	100.0%
RESTAURANT/SCHOOL CAFETERIA/SATELLITE FACILITY/KIOSK									
PC: Restaurant, 0-60 seats, Risk Category 2	New (Restructured - create risk category tiers) Prior Fee: \$1,414	\$1,768.00	Each Plan	\$354	25.0%	\$424	Health	0-60 seats - \$2,415 per plan	73.2%
PC: Restaurant, 61-200 seats, Risk Category 2	New (Restructured - create risk category tiers) Prior Fee: \$2,160	\$2,376.00	Each Plan	\$216	10.0%	\$0	Health	61-200 seats - \$2,660 per plan	89.3%

HEALTH & HUMAN SERVICES PROPOSED FEE CHANGES & RECOMMENDATIONS

RECOMMENDED FEE ADJUSTMENTS FOR FISCAL YEAR 2023

Fee Name	Current Fee	Proposed Fee	Per	Rate Increase/Decrease (\$)	Rate Increase/Decrease (%)	Theoretical Annual Revenue Change	Fund Group	Cost of Service Study Recommendations	Department Recommendation % Cost Recovery
DEPARTMENT: HEALTH AND HUMAN SERVICES DEPARTMENT									
PC: Restaurant, 201+ seats, Risk Category 2	New (Restructured - create risk category tiers) Prior Fee: \$2,510	\$2,761.00	Each Plan	\$251	10.0%	\$0	Health	201+ seats - \$2,905 per plan	95.0%
<i>FOOD MARKET RETAIL</i>									
PC: Food Market Retail, 10-50 sq ft	\$550.00	\$750.00	Each Plan	\$200	36.4%	\$200	Health	10-50 sq. ft. - \$750 per plan	100.0%
PC: Food Market Retail, 51-1999 sq ft	\$1,125.00	\$1,240.00	Each Plan	\$115	10.2%	\$100	Health	51-1,999 sq. ft. - \$1,240 per plan	100.0%
PC: Food Market Retail, 2000-5999 sq ft	\$1,525.00	\$1,605.00	Each Plan	\$80	5.2%	\$100	Health	2,000-5,999 sq. ft. - \$1,605 per plan	100.0%
PC: Food Market Retail, 6000+ sq ft	\$1,720.00	\$2,095.00	Each Plan	\$375	21.8%	\$400	Health	6,000+ sq. ft. - \$2,095 per plan	100.0%
<i>FOOD PROCESSOR</i>									
PC: Food Processor/Shared Food Facility 1-1999 sq ft	\$1,075.00	\$1,440.00	Each Plan	\$365	34.0%	\$350	Health	1-1,999 sq. ft. - \$1,805 per plan	79.8%
PC: Food Processor/Shared Food Facility 2000-5999 sq ft	\$1,670.00	\$2,250.00	Each Plan	\$580	34.7%	\$600	Health	2,000-5,999 sq. ft. - \$2,250 per plan	100.0%
PC: Food Processor/Shared Food Facility 6000+ sq ft	\$1,970.00	\$2,570.00	Each Plan	\$600	30.5%	\$600	Health	6,000+ sq. ft. - \$2,570 per plan	100.0%
<i>MISCELLANEOUS FOOD</i>									
PC: Miscellaneous	\$72.00	Charge the fully allocated hourly rates for all personnel involved plus any outside costs	Hourly plus outside costs	*	*	\$0	Health	Charge the fully allocated hourly rates for all personnel involved plus any outside costs	100.0%
PC: Misc Food - Food Warehouse	\$970.00	\$1,075.00	Each Plan	\$105	10.8%	\$0	Health	\$1,075 per plan	100.0%
PC: Misc Food - Commissary (Prepackaged)	New (Restructure - establish new fee per type) Prior fee - \$970	\$970.00	Each Plan	\$0	0.0%	\$0	Health	Prepackaged - \$970 per plan	100.0%
PC: Misc Food - Commissary (Unpackaged)	New (Restructure - establish new fee per type) Prior fee - \$970	\$1,263.00	Each Plan	\$293	30.2%	\$0	Health	Unpackaged - \$1,555 per plan	81.2%
PC: Misc Food - Food Salvager	\$965.00	\$1,075.00	Each Plan	\$110	11.4%	\$0	Health	\$1,075 per plan	100.0%

HEALTH & HUMAN SERVICES PROPOSED FEE CHANGES & RECOMMENDATIONS

RECOMMENDED FEE ADJUSTMENTS FOR FISCAL YEAR 2023

Fee Name	Current Fee	Proposed Fee	Per	Rate Increase/Decrease (\$)	Rate Increase/Decrease (%)	Theoretical Annual Revenue Change	Fund Group	Cost of Service Study Recommendations	Department Recommendation % Cost Recovery
DEPARTMENT: HEALTH AND HUMAN SERVICES DEPARTMENT									
PC: Shared Kitchen	New	\$1,805.00	Each Plan (per kitchen)	*	*	\$0	Health	\$1,805 per plan (per kitchen)	100.0%
<i>BED AND BREAKFAST</i>									
PC: Bed & Breakfast, 1-20 rooms	\$720.00	\$840.00	Each Plan	\$120	16.7%	\$0	Health	\$840 per plan	100.0%
<i>WATER SYSTEMS</i>									
PC: Water System, Swim Pool/Spa	\$620.00	\$848.00	Per Plan/Permit (per body of water)	\$228	36.8%	\$5,733	Health	\$1,305 per plan/permit (per body of water)	65.0%
PC: Water System, Remodel of Pool	\$540.00	\$743.00	Per Plan/Permit (per body of water)	\$203	37.6%	\$0	Health	\$945 per plan/permit (per body of water)	78.6%
PC: Water System, Sewage Disposal System	\$679.00	\$800.00	Per Plan/Permit	\$121	17.8%	\$0	Health	\$800 per plan/permit	100.0%
PC: Low Impact Development (LID) System with Onsite Water Reuse	\$1,075.00	\$1,220.00	Per Plan/Permit	\$145	13.5%	\$900	Health	With Onsite Water Reuse - \$1,220 per plan/permit	100.0%
PC: Low Impact Development (LID) System without Onsite Water Reuse	\$535.00	\$645.00	Per Plan/Permit	\$110	20.6%	\$600	Health	Without Onsite Water Reuse - \$645 per plan/permit	100.0%
PC: Water System, Drinking Water Well Construction	\$494.00	\$647.00	Per Well	\$153	31.0%	\$0	Health	\$800 per well	80.9%
PC: Water System, Monitoring Well (Construction)	\$345.00	\$410.00	Per Well	\$65	18.8%	\$0	Health	\$410 per well	100.0%
PC: Water System, Water Well Abandonment (Destruction)	\$458.00	\$410.00	Per Well	(\$48)	-10.5%	\$0	Health	\$410 per well	100.0%
PC: Water System (Soil Boring/Probe)	\$458.00	\$410.00	Per Plan/Permit	(\$48)	-10.5%	\$0	Health	\$410 per plan/permit	100.0%
PC: Water System, Backflow Device	\$200.00	\$250.00	Per Plan	\$50	25.0%	\$7,272	Health	\$770 per plan/permit	32.5%
<i>CANNABIS</i>									
PC: Cannabis Plan Consultation	\$139.00	\$185.00	1.5 hours, then \$122/hr thereafter	\$46	33.1%	\$0	Health	\$185 per review plus \$122 per hour after the first 1.5 hours	100.0%

HEALTH & HUMAN SERVICES PROPOSED FEE CHANGES & RECOMMENDATIONS

RECOMMENDED FEE ADJUSTMENTS FOR FISCAL YEAR 2023

Fee Name	Current Fee	Proposed Fee	Per	Rate Increase/Decrease (\$)	Rate Increase/Decrease (%)	Theoretical Annual Revenue Change	Fund Group	Cost of Service Study Recommendations	Department Recommendation % Cost Recovery
DEPARTMENT: HEALTH AND HUMAN SERVICES DEPARTMENT									
PC: Cannabis Dispensary Facility, 1-1,999 sq ft	New (Establish new fees per square footage for cannabis-related) Prior Fee - \$1,075	\$830.00	Each Plan	(\$245)	-22.8%	\$800	Health	1-1,999 sq. ft. - \$830 per plan	100.0%
PC: Cannabis Dispensary Facility, 2,000-5,999 sq ft	New (Establish new fees per square footage for cannabis-related) Prior Fee - \$1,670	\$1,320.00	Each Plan	(\$350)	-21.0%	\$1,300	Health	2,000-5,999 sq. ft. - \$1,320 per plan	100.0%
PC: Cannabis Dispensary Facility, 6,000+ sq ft	New (Establish new fees per square footage for cannabis-related) Prior Fee - \$1,970	\$1,660.00	Each Plan	(\$310)	-15.7%	\$1,700	Health	6,000+ sq. ft. - \$1,660 per plan	100.0%
PC: Cannabis Manufacturer Facility, 1-1,999 sq ft	New (Establish new fees per square footage for cannabis-related) Prior Fee - \$1,075	\$1,075.00	Each Plan	\$0	0.0%	\$1,100	Health	1-1,999 sq. ft. - \$1,075 per plan	100.0%
PC: Cannabis Manufacturer Facility, 2,000-5,999 sq ft	New (Establish new fees per square footage for cannabis-related) Prior Fee - \$1,670	\$1,565.00	Each Plan	(\$105)	-6.3%	\$1,500	Health	2,000-5,999 sq. ft. - \$1,565 per plan	100.0%
PC: Cannabis Manufacturer Facility, 6,000+ sq ft	New (Establish new fees per square footage for cannabis-related) Prior Fee - \$1,970	\$2,055.00	Each Plan	\$85	4.3%	\$2,100	Health	6,000+ sq. ft. - \$2,055 per plan	100.0%
PC: Cannabis Distributor	New (Establish new fees per square footage for cannabis-related) Prior Fee - \$1,075	\$1,075.00	Each Plan	\$0	0.0%	\$1,100	Health	\$1,075 per plan	100.0%
PC: Cannabis Cultivation Facility, 1-1,999 sq ft	New (Establish new fees per square footage for cannabis-related) \$1,075	\$1,380.00	Each Plan	\$305	28.4%	\$1,400	Health	1-1,999 sq. ft. - \$1,380 per plan	100.0%
PC: Cannabis Cultivation Facility, 2,000-5,999 sq ft	New (Establish new fees per square footage for cannabis-related) Prior Fee: \$1,670	\$1,625.00	Each Plan	(\$45)	-2.7%	\$1,600	Health	2,000-5,999 sq. ft. - \$1,625 per plan	100.0%
PC: Cannabis Cultivation Facility, 6,000-9,999 sq ft	New (Establish new fees per square footage for cannabis-related) Prior Fee: \$1,970	\$2,055.00	Each Plan	\$85	4.3%	\$2,100	Health	6,000-9,999 sq. ft. - \$2,055 per plan	100.0%
PC: Cannabis Cultivation Facility, 10,000+ sq ft	New (Establish new fees per square footage for cannabis-related)	\$2,300.00	Each Plan	*	*	\$2,300	Health	10,000+ sq.ft. - \$2,300 per plan	100.0%

HEALTH & HUMAN SERVICES PROPOSED FEE CHANGES & RECOMMENDATIONS

RECOMMENDED FEE ADJUSTMENTS FOR FISCAL YEAR 2023

Fee Name	Current Fee	Proposed Fee	Per	Rate Increase/Decrease (\$)	Rate Increase/Decrease (%)	Theoretical Annual Revenue Change	Fund Group	Cost of Service Study Recommendations	Department Recommendation % Cost Recovery
DEPARTMENT: HEALTH AND HUMAN SERVICES DEPARTMENT									
PC: Shared Use Cannabis Manufacturing Facility, 2,000-5,999 sq ft	\$1,670.00	\$1,565.00	Each Plan	(\$105)	-6.3%	\$0	Health	2,000-5,999 sq ft - \$1,565 per permit	100.0%
PC: Shared Use Cannabis Manufacturing Facility, 6,000+ sq ft	\$1,970.00	\$2,055.00	Each Plan	\$85	4.3%	\$0	Health	6,000+ sq ft - \$2,055 per permit	100.0%
PC: Shared Use Cannabis Manufacturing Facility - Tenant, 1-1,999 sq ft	\$537.50	\$540.00	Each Plan	\$3	0.5%	\$0	Health	1-1,999 sq ft - \$540 per permit	100.0%
PC: Shared Use Cannabis Manufacturing Facility - Tenant, 2,000-5,999 sq ft	\$835.00	\$785.00	Each Plan	(\$50)	-6.0%	\$0	Health	2,000-5,999 sq ft - \$785 per permit	100.0%
PC: Shared Use Cannabis Manufacturing Facility - Tenant, 6,000+ sq ft	\$985.00	\$1,030.00	Each Plan	\$45	4.6%	\$0	Health	6,000+ sq ft - \$1,030 per permit	100.0%
MISCELLANEOUS FEES									
Office Hearing Fees	\$139.00	\$195.00	Per Hearing	\$56	40.3%	\$0	Health	\$440 per hearing	44.3%
No Show Administrative Office Hearing Penalty	\$144.00	50% of office hearing fee	Each	(\$47)	-32.3%	\$0	Health	50% of office hearing fee	100.0%
License/Permit Inspection Fee	\$165.00	\$218.00	Inspection/Change	\$53	32.1%	\$50	Health	\$270 per inspection/change	80.7%
Environmental Health Reinspection (General)	\$240.00	\$330.00	Reinspection	\$90	37.5%	\$0	Health	\$330 per reinspection	100.0%
Environmental Health Technology Surcharge	New	2.30%	Per Permit/Plan Check Fees	*	*	\$131,800	Health	2.3% of the permit and plan check fees.	100.0%
CANNABIS FEES									
Adult-Use Cannabis Dispensary: 1 - 1,999 sq. ft.	\$1,160.00	\$1,493.00	Annual Permit	\$333	28.7%	\$7,000	Health	1-1,999 sq. ft. - \$1,825 per annual permit	81.8%
Adult-Use Cannabis Dispensary: 2,000+ sq. ft.	\$1,350.00	\$1,630.00	Annual Permit	\$280	20.7%	\$3,350	Health	2,000+ sq. ft. - \$1,910 per annual permit	85.3%
Adult-Use Cannabis Cultivator: 1 - 1,999 sq. ft.	\$1,255.00	\$1,685.00	Annual Permit	\$430	34.3%	\$6,500	Health	1-1,999 sq. ft - \$1,685 per annual permit	100.0%
Adult-Use Cannabis Cultivator: 2,000 - 5,999 sq. ft.	\$1,450.00	\$1,770.00	Annual Permit	\$320	22.1%	\$300	Health	2,000-5,999 sq. ft. - \$1,770 per annual permit	100.0%
Adult-Use Cannabis Cultivator: 6,000+ sq. ft.	\$1,935.00	\$1,855.00	Annual Permit	(\$80)	-4.1%	(\$100)	Health	6,000+ sq. ft. - \$1,855 per annual permit	100.0%

HEALTH & HUMAN SERVICES PROPOSED FEE CHANGES & RECOMMENDATIONS

RECOMMENDED FEE ADJUSTMENTS FOR FISCAL YEAR 2023

Fee Name	Current Fee	Proposed Fee	Per	Rate Increase/Decrease (\$)	Rate Increase/Decrease (%)	Theoretical Annual Revenue Change	Fund Group	Cost of Service Study Recommendations	Department Recommendation % Cost Recovery
DEPARTMENT: HEALTH AND HUMAN SERVICES DEPARTMENT									
Adult-Use Cannabis Manufacturer: 1 - 1,999 sq. ft.	\$1,550.00	\$2,055.00	Annual Permit	\$505	32.6%	\$22,700	Health	1-1,999 sq. ft. - \$2,055 per annual permit	100.0%
Adult-Use Cannabis Manufacturer: 2,000 - 5,999 sq. ft.	\$1,935.00	\$2,435.00	Annual Permit	\$500	25.8%	\$500	Health	2,000-5,999 sq. ft. - \$2,435 per annual permit	100.0%
Adult-Use Cannabis Manufacturer: 6,000+ sq. ft.	\$2,320.00	\$2,775.00	Annual Permit	\$455	19.6%	\$400	Health	6,000+ sq. ft. - \$2,775 per annual permit	100.0%
Adult-Use Cannabis Distributor: 1 - 1,999 sq. ft.	\$965.00	\$1,285.00	Annual Permit	\$320	33.2%	\$15,350	Health	1-1,999 sq. ft. - \$1,605 per annual permit	80.1%
Adult-Use Cannabis Distributor: 2,000+ sq. ft.	\$1,160.00	\$1,425.00	Annual Permit	\$265	22.8%	\$300	Health	2,000+ sq. ft. - \$1,690 per annual permit	84.3%
Shared Use Cannabis Manufacturing Facility: 1-1,999 sq ft manufacturing	\$1,755.00	\$1,260.00	Annual Permit	(\$495)	-28.2%	(\$500)	Health	1-1,999 sq. ft. - \$1,260 per annual permit	100.0%
Shared Use Cannabis Manufacturing Facility: 2,000-5,999 sq ft manufacturing	\$2,140.00	\$1,780.00	Annual Permit	(\$360)	-16.8%	(\$400)	Health	2,000-5,999 sq. ft. - \$1,780 per annual permit	100.0%
Shared Use Cannabis Manufacturing Facility: 6,000+ sq ft manufacturing	\$2,525.00	\$2,270.00	Annual Permit	(\$255)	-10.1%	(\$200)	Health	6,000+ sq. ft. - \$2,270 per annual permit	100.0%
Shared Use Cannabis Manufacturing Tenant	\$159.00	\$212.00	Annual Permit	\$53	33.3%	\$52	Health	\$565 per permit	37.5%
Cannabis - Reinspection Fee	\$240.00	\$320.00	Each reinspection	\$80	33.3%	\$0	Health	\$320 per reinspection	100.0%
MASSAGE & FITNESS FACILITY									
Massage	\$180.00	\$250.00	Annual Permit	\$70	38.9%	\$6,090	Health	\$380 per annual permit	65.8%
Health/Fitness Center	\$205.00	\$250.00	Annual Permit	\$45	22.0%	\$1,337	Health	\$380 per annual permit	65.8%
Tanning Salon	\$159.00	\$204.00	Annual Permit	\$45	28.3%	\$350	Health	\$380 per annual permit	53.7%
LAUNDRY FACILITY									
Laundry: 1-4000 sq ft	\$200.00	\$250.00	1-4000 sq ft	\$50	25.0%	\$3,722	Health	1-4,000 sq. ft. - \$380 per annual permit	65.8%

HEALTH & HUMAN SERVICES PROPOSED FEE CHANGES & RECOMMENDATIONS

RECOMMENDED FEE ADJUSTMENTS FOR FISCAL YEAR 2023

Fee Name	Current Fee	Proposed Fee	Per	Rate Increase/Decrease (\$)	Rate Increase/Decrease (%)	Theoretical Annual Revenue Change	Fund Group	Cost of Service Study Recommendations	Department Recommendation % Cost Recovery
DEPARTMENT: HEALTH AND HUMAN SERVICES DEPARTMENT									
Laundry: 4001+ sq ft	\$355.00	\$440.00	4001+ sq ft	\$85	23.9%	\$0	Health	4,001+ sq. ft. - \$440 per annual permit	100.0%
Total Health Fund Group						\$675,682			

ATTACHMENT A-3

HEALTH & HUMAN SERVICES PROPOSED FEE CHANGES & RECOMMENDATIONS

FEES RECOMMENDED FOR NO CHANGE

DEPARTMENT: Health and Human Services					
Fee Name	Description	Fee	Per	Cost of Service Study Recommendation	Department Recommendation % Cost Recovery
Reason for No Change: Department proposing no changes, maintain current fee levels below cost of service.					
Host Facility	Business Owner Charged Annually for Operating as a Host Facility to a Licensed Food Business Operator	\$590.00	Annual Permit	\$805 per annual permit	73%
Pigeon Keeper	Annual Permit Fee Charged by Health Department for Pigeon Keepers	\$76.00	Annual Permit	\$260 per annual permit	29%
Food Market Retail: 25-50 sq ft - Prepackaged food	Business Owner Charged for Annual Health Permit	\$375.00	25-50 sq ft	25-50 Square Feet - \$525 per annual permit	71%
Food Market Retail: 51-1999 sq ft - Prepackaged food	Business Owner Charged for Annual Health Permit	\$745.00	51-1,999 sq ft	51-1,999 Square Feet - \$765 per annual permit	97%
PC: After Hours Inspection Fee	Fee for after-hours plan check inspection.	\$190.00	Each	\$575 per inspection	33%
HACCP Plan Review	Fee charged for evaluating HACCP (Hazard Analysis and Critical Control Points) required processes.	\$144.00	1.5 hours, then \$76/hour thereafter	\$380 per review plus the fully allocated hourly rates for all personnel involved for any time over 2 hours	38%
Food Vehicle Missed Routine Inspection Penalty	Business Owner Charged for missing scheduled inspection	\$41.65	Each	\$185 per inspection	23%
Food Warehouse	Business Owner Charged for Annual Health Permit	\$473.00	Annual Permit	0-2,000 sq. ft. - \$925 per annual permit	51%
Food Warehouse > 2,000 sq. ft.	Business Owner Charged for Annual Health Permit	\$745.00	Annual Permit	2,001+ sq. ft. - \$985 per annual permit	76%
Food Service Cart - Change of Licensing info	Business Owner Charged for License Change	\$41.65	Each	\$185 each	23%
Food Service Cart Missed Routine Inspection Penalty	Business Owner Charged for Penalty for missing scheduled inspection	\$41.65	Each	\$185 each	23%
Mobile Food Prep\Food Retail - No Prep change of Licensing info	Business Owner Charged to change licensing info.	\$41.65	Each	\$185 each	23%
CUPA: Conditional Exemption, 1st year	Annual Permit Fee Charged by Health Department to Business Owner to Verify Proper Treatment of Hazardous Waste	\$475.00	First Year, Annually Thereafter	First Time - \$810 per annual permit	59%
CUPA: Conditional Exemption, renewal	Annual Permit Fee Charged by Health Department to Business Owner to Renew Conditional Exemption Permit	\$211.70	Annual Permit	Renewal - \$555 per annual permit	38%

FEES RECOMMENDED FOR NO CHANGE

DEPARTMENT: Health and Human Services					
Fee Name	Description	Fee	Per	Cost of Service Study Recommendation	Department Recommendation % Cost Recovery
CUPA: Each Addl Regulated Matl	Fee Charged to Business Owner for Each Additional Regulated Hazardous Material Introduced into the Facility	\$2,175.00	Each	\$2,755 per permit	79%
CUPA: Haz Waste Producer 0-4 employees	Annual Permit Fee Charged by Health Department to Business Owner for Inspection of Hazardous Waste Producers with 0-4 Employees	\$763.00	Annual Permit	\$975 per annual permit	78%
CUPA: Haz Waste Producer 5-19 employees	Annual Permit Fee Charged by Health Department to Business Owner for Inspection of Hazardous Waste Producers with 5-19 Employees	\$1,319.00	Annual Permit	\$1,670 per annual permit	79%
CUPA: Haz Waste Producer 20-100 employees	Annual Permit Fee Charged by Health Department to Business Owner for Inspection of Hazardous Waste Producers with 20-100 Employees	\$2,028.50	Annual Permit	\$2,570 per annual permit	79%
CUPA: Haz Waste Producer 101-500 employees	Annual Permit Fee Charged by Health Department to Business Owner for Inspection of Hazardous Waste Producers with 101-500 Employees	\$3,644.00	Annual Permit	\$4,655 per annual permit	78%
CUPA: Haz Waste Producer 501+ employees	Annual Permit Fee Charged by Health Department to Business Owner for Inspection of Hazardous Waste Producers with 501 + Employees	\$4,598.00	Annual Permit	\$5,865 per annual permit	78%
CUPA: RMP Review, Pgm 1	Fee Charged to Business Owner for Review of Risk Management Plan (RMP) for Tier 1 (lowest risk) Facilities	\$3,565.80	Annual Permit	\$6,275 per annual permit	57%
CUPA: RMP Review, Pgm 2/3	Fee Charged to Business Owner for Review of Risk Management Plan (RMP) for Tier 2-3 (moderate-high risk) Facilities	\$4,611.60	Annual Permit	\$7,705 per annual permit	60%
CUPA: Small Quantity Specified Waste	Annual Permit Fee Charged by Health Department to Business Owner for Inspection of Small Quantity Specified Waste Facilities	\$355.60	Annual Permit	\$540 per annual permit	66%
CUPA: UST Remedial Oversight, Annually	Fee Charged by Health Department to Property Owner for Maintaining Oversight and Maintaining Files on UST Sites During Remediation	\$435.00	Annually	\$470 annually per project	93%
CUPA: X-ray Machine Silver Halide Generator	Annual Permit Fee Charged by Health Department to Business Owner for Inspection of Hazardous Waste from X-Ray Machines	\$148.40	Annual Permit	\$320 per annual permit	46%

ATTACHMENT A-3

HEALTH & HUMAN SERVICES PROPOSED FEE CHANGES & RECOMMENDATIONS

FEES RECOMMENDED FOR NO CHANGE

DEPARTMENT: Health and Human Services					
Fee Name	Description	Fee	Per	Cost of Service Study Recommendation	Department Recommendation % Cost Recovery
PC: Menu Change/Equipment Review	Fee charged for equipment change review.	\$69.00	Each	Charge 50% of appropriate fee per plan	Varies - depending on appropriate fee
California Safe Body Art Act Booklet	Purchase of Booklet	\$3.00	Booklet	\$6 each	50%
Reason for No Change: No change needed as current fees are aligned to the cost of service and study recommendations.					
PC: Water System, Cathodic Wells	Fee Charged by Health Department for Plan Review on Cathodic Wells	\$565.00	Each Plan	\$565 per well/permit	
PC: Recycled Water / Cross Connection	Each Plan	\$1,075.00	Each Plan	\$1,075 per plan/permit	
CUPA: Report Review Oversight / Hourly Supplemental Review	Hourly Fee Charged by Health Dept to Property Owner/Responsible Party for Supplemental Review of Project/Report	\$500 min charge plus \$50 for every 15 minutes over 2 hrs	Min charge for 2 hrs (then \$50 for every 15 minutes)	\$500 minimum charge plus \$50 for every 15 minutes over 2 hours	
CUPA: Conditional Authorization	Annual Permit Fee Charged by Health Department to Business Owner to Verify Proper Treatment of Hazardous Waste and Closure Cost Estimates	\$3,705.00	Annual Permit	\$3,705 per annual permit	
PC: Restaurant Minor Remodel	Fee Charged by Health Department for Plan Review on New and Remodeled Food Facilities	1/2 of approp fee	Each Plan	50% of appropriate fee per plan	
PC: Restaurant Very Limited Remodel	Remodel requiring very limited plan check	1/4 of approp. fee	Each Plan	25% of appropriate fee per plan	
PC: Food Market Retail Minor Remodel	Fee Charged by Health Department for Plan Review on New and Remodeled Food Facilities	1/2 of approp fee	Each Plan	50% of appropriate fee per plan	
PC: Food Processor/Shared Food Facility Minor Remodel	Fee charged to review plans for minor remodel of food processor.	1/2 of approp fee	Each Plan	50% of appropriate fee per plan	
PC: Water System, Expedite Fee	Fee charged for expedited review of water systems and to operators found to be drilling without a permit.	Twice the standard fee	Each Plan	Double the standard plan check fee	
PC: Plan Check Expedite Fee	Each Plan	Twice the standard fee	Each Plan	Double the standard fee	
PC: Water System, Minor Remodel or Equipment Change	Fee charged to review plans for minor pool remodels or equipment changes	1/2 of approp fee	Each Plan	50% of standard plan check fee	
Environmental Health Materials	Cost to provide materials.	Actual Cost	Each	Charge the actual cost of materials	
PC: Cannabis Minor Remodel	Fee charged to review plans for minor remodel of cannabis facility	1/2 of approp fee	Each Plan	50% of appropriate fee per plan	

ATTACHMENT A-3

HEALTH & HUMAN SERVICES PROPOSED FEE CHANGES & RECOMMENDATIONS

FEES RECOMMENDED FOR NO CHANGE

DEPARTMENT: Health and Human Services					
Fee Name	Description	Fee	Per	Cost of Service Study Recommendation	Department Recommendation % Cost Recovery
Restaurant: 0-10 seats RC 1	Business Owner Charged for Annual Health Permit	\$805.00	Annual Permit	RC1 - \$805 per annual permit	
Restaurant: 11-30 seats RC 1	Business Owner Charged for Annual Health Permit	\$1,040.00	Annual Permit	RC1 - \$1,040 per annual permit	
Restaurant: 31-60 seats RC 1	Business Owner Charged for Annual Health Permit	\$1,160.00	Annual Permit	RC1 - \$1,160 per annual permit	
Restaurant: 61-100 seats RC 1	Business Owner Charged for Annual Health Permit	\$1,340.00	Annual Permit	RC1 - \$1,340 per annual permit	
Restaurant: 101-150 seats RC 1	Business Owner Charged for Annual Health Permit	\$1,455.00	Annual Permit	RC1 - \$1,455 per annual permit	
Restaurant: 151-200 seats RC 1	Business Owner Charged for Annual Health Permit	\$1,465.00	Annual Permit	RC1 - \$1,465 per annual permit	
Restaurant: 201-400 seats RC 1	Business Owner Charged for Annual Health Permit	\$1,500.00	Annual Permit	RC1 - \$1,500 per annual permit	
Restaurant: 401+ seats RC 1	Business Owner Charged for Annual Health Permit	\$1,635.00	Annual Permit	RC1 - \$1,635 per annual permit	
Bar/Tavern - Limited Food Preparation 0-30 seats RC 1	Business Owner Charged for Annual Health Permit	\$765.00	Annual Permit	0-30 Seats - \$765 per annual permit	
Bar/Tavern - Limited Food Preparation 31-60 seats RC 1	Business Owner Charged for Annual Health Permit	\$1,003.00	Annual Permit	31-60 Seats - \$1,003 per annual permit	
Bar/Tavern - Limited Food Preparation 61+ seats RC 1	Business Owner Charged for Annual Health Permit	\$1,120.00	Annual Permit	61+ Seats - \$1,120 per annual permit	
Late Payment Penalty	Fee Charged by Health Department for Late Payment on Health Permit (25% of original fee)	25% of original fee	Each	25% of original fee	
Emerg Resp: Haz matl Education Fee	Educational Fee Charged to Permittees to Cover Cost of Educating Operators on Proper Management of Hazardous Wastes	\$10.40	Each	\$10.40 per permit	
Copy of Official Records	Copying fee.	\$0.20	Page	\$0.20 per page	
CUPA: Permit by Rule	Annual Permit Fee Charged by Health Department to Business Owner to Verify Proper Treatment of Hazardous Waste, Closure Costs Estimates, Closure Plan and Financial Assurance	\$3,735.00	Annual Permit	\$3,735 per annual permit	

FEES RECOMMENDED FOR NO CHANGE

DEPARTMENT: Health and Human Services					
Fee Name	Description	Fee	Per	Cost of Service Study Recommendation	Department Recommendation % Cost Recovery
CUPA: Site Mitigation Expedite	Fee to expedite site mitigation.	Charge the fully allocated overtime rate for all personnel involved plus any outside costs	Hourly plus any outside cost	Charge the fully allocated overtime rate for all personnel involved plus any outside costs	
CUPA: UST Remedial Overnight Permit - 1st 2 hours	Fee to provide oversight permit.	Charge the fully allocated hourly rate for all personnel involved plus any outside costs	Hourly plus any outside cost	Charge the fully allocated hourly rate for all personnel involved plus any outside costs	
CUPA: UST Site Characterization, 1st year	Fee Charged by Health Department to Property Owner for Review of Site Characterization Plan	Charge the fully allocated hourly rate for all personnel involved plus any outside costs	Hourly plus any outside cost	Charge the fully allocated hourly rate for all personnel involved plus any outside costs	
CUPA UST Removal Report Review	Fee charged to property owner for review of UST Removal report	Charge the fully allocated hourly rate for all personnel involved plus any outside costs	Hourly plus any outside cost	Charge the fully allocated hourly rate for all personnel involved plus any outside costs	
CUPA: Late Payment Penalty	Fee Charged by Health Department for Late Payment on Health Permit (25% of original fee)	25% of original fee	Each	25% of original fee	
CUPA: Reinspection Fee	Fee Charged by Health Department for Additional Inspections when Corrections are not Completed	50% of Annual Permit	Each	50% of annual permit fee	
File copies	Fee for document copies-per page	\$0.20	Per Page	\$0.20 per page	
PC: Restaurant, 0-60 seats, RC 1	Fee Charged by Health Department for Plan Review on New and Remodeled Food Facilities	\$1,414.00	Each Plan	0-60 seats - \$1,414 per plan	
PC: Restaurant, 61-200 seats, RC 1	Fee Charged by Health Department for Plan Review on New and Remodeled Food Facilities	\$2,160.00	Each Plan	61-200 seats - \$2,160 per plan	
PC: Restaurant, 201+ seats, RC 1	Fee Charged by Health Department for Plan Review on New and Remodeled Food Facilities	\$2,510.00	Each Plan	201+ seats - \$2,510 per plan	

FEES RECOMMENDED FOR NO CHANGE

DEPARTMENT: Health and Human Services					
Fee Name	Description	Fee	Per	Cost of Service Study Recommendation	Department Recommendation % Cost Recovery
PC: Mobile Food Facility (RC 1)	Fee Charged by Health Department for Plan Review on New and Remodeled Mobile Food Facilities serving packaged non-perishable food (RC1), such as candies, chips, and chocolate.	\$250.00	Per vendor	\$250 per plan	
PC: Mobile Food Facility (RC 2-3)	Fee Charged by Health Department for Plan Review on New and Remodeled Mobile Food Facilities serving packaged perishable food and unpackaged non-perishable food (RC2-3), such as churros, italian ice, and popcorn.	\$445.00	Each Plan	\$445 per plan	
PC: Mobile Food Facility (RC 4)	Fee Charged by Health Department for Plan Review on New and Remodeled Mobile Food Facilities serving unpackaged perishable food (RC4), such as tacos and hamburgers.	\$1,165.00	Each Plan	\$1,165 per plan	
PC: Shared Use Cannabis Manufacturing Facility, 1-1,999 sq ft	Fee Charged by Health Department to business owner for Plan Review on Shared Use Cannabis Manufacturing Facility, 1-1,999 sq ft	\$1,075.00	Each Plan	1-1,999 sq ft - \$1,075 per permit	
Farmer's Market Associated Event Organizer Quarterly Permit	Business Owner Charged Quarterly for Organizing a Farmer's Market Associated Event - Non-agricultural	\$210.00	Permit	\$210 per quarterly permit	

FEES RECOMMENDED FOR NO CHANGE

DEPARTMENT: Health and Human Services					
Fee Name	Description	Fee	Per	Cost of Service Study Recommendation	Department Recommendation % Cost Recovery
Reason for No Change: Surcharges reviewed by study, subject to rates set by outside agency.					
CUPA: Refinery Safety Surcharge Tier 1, annual capacity equal to or greater than 200K BPD	Annual state surcharge assessed to petroleum refineries with an annual capacity equal to or greater than 200,000 barrels per day (BPD). Fee subject to change per governing authority.	\$45,000.00	Annual Surcharge	Tier 1 (200K+ BPD) - \$45,000 per annual surcharge	
CUPA: Refinery Safety Surcharge Tier 2, annual capacity 100K to 199K BPD	Annual state surcharge assessed to petroleum refineries with an annual capacity of 100,000-199,999 barrels per day (BPD). Fee subject to change per governing authority.	\$27,500.00	Annual Surcharge	Tier 2 (100K-<200K BPD) - \$27,500 per annual surcharge	
CUPA: Refinery Safety Surcharge Tier 3, annual capacity 50K to 99K BPD	Annual state surcharge assessed to petroleum refineries with an annual capacity of 50,000-99,999 barrels per day (BPD). Fee subject to change per governing authority.	\$13,750.00	Annual Surcharge	Tier 3 (50K-<100K BPD) - \$13,750 per annual surcharge	
CUPA: Refinery Safety Surcharge Tier 4, annual capacity less than 50K BPD	Annual state surcharge assessed to petroleum refineries with an annual capacity of less than 50,000 barrels per day (BPD). Fee subject to change per governing authority.	\$3,500.00	Annual Surcharge	Tier 4 (<50K BPD) - \$3,500 per annual surcharge	
CALARP State Service Charge	California Accidental Release Prevention (CalARP) program administration (Annual Surcharge)	\$270.00	Annual Surcharge	\$270 per annual surcharge	
Underground Storage Tank State Service Charge	Underground Storage Tank State Service Charge (Surcharge)	\$20.00	Per Occurrence	\$20 per occurrence	
General Program Oversight State Service Charge	General Program Oversight State Service Charge (Surcharge)	\$84.00	Annual surcharge	\$84 per annual surcharge	
Aboveground Petroleum Storage Act Surcharge	Fee Charged by Health Department to accommodate CALEPA (pass-through) surcharge	\$26.00	Each	\$26 each	

FEES RECOMMENDED FOR DELETION

DEPARTMENT: HEALTH AND HUMAN SERVICES DEPARTMENT			
Fee Name	Description	Fee	Per
Reason for Deletion: Health and Human Services proposed fees for deletion due to changes in fee structure. New and changed fees are proposed in its place.			
PRHIP Bed & Breakfast: 1-5 rooms	Property/Business Owner Charged for Annual Mult-Housing Habitability Permit	\$200.00	Annual Permit
PRHIP Bed & Breakfast: 6-20 rooms	Property/Business Owner Charged for Annual Permit	\$420.00	Annual Permit
Water Fees: Backflow Prevention Device/Business - 1 device	Annual Permit Fee Charged for Backflow Device Inspection	\$200.00	1 Device
Water Fees: Backflow Prevention Device/Business - 2-9 devices	Annual Permit Fee Charged for Backflow Device Inspection	\$215.00	2-9 Devices
Water Fees: Backflow Prevention Device/Business - 10-19 devices	Annual Permit Fee Charged for Backflow Device Inspection	\$745.00	10-19 Devices
Water Fees: Backflow Prevention Device/Business - 20+ devices	Annual Permit Fee Charged for Backflow Device Inspection	\$2,105.00	20+ Devices
Mobile Body Art	Business Owner Charged for Annual Health Permit	\$240.00	Annual Permit
Med Waste: Lmted Quant Hauling Exempt 1-4 names	Annual Permit Fee Charged to Business Owner by Health Department to Maintain Inventory of Individuals Hauling Waste (no inspection)	\$56.00	Annual Fee (1-4 Names)
Med Waste: Limited Qty. Hauling Exempt; addtl name	Fee Charged to Business Owner by Health Department to Add an Additional Name to the List of Individuals Hauling Waste	\$8.05	Each Additional Name
Change in Food Facility Risk Category	Fee charged by Health Department for reassigning a food facility into another risk category.	\$98.00	Each
HAACP Plan Review Fee (technical adjustment to remove duplicate fee)	Plan Review	\$142.00	Hour

FEES RECOMMENDED FOR DELETION

DEPARTMENT: HEALTH AND HUMAN SERVICES DEPARTMENT			
Fee Name	Description	Fee	Per
Reason for Deletion: Health and Human Services proposed fees for deletion as services are no longer provided.			
Produce Market Wholesale 1-999 sq ft	Business Owner Charged for Annual Health Permit	\$745.00	1-999 sq ft
Produce Market Wholesale 1000-1999 sq ft	Business Owner Charged for Annual Health Permit	\$828.00	1,000-1,999 sq ft
Produce Market Wholesale 2,000+ sq ft	Business Owner Charged for Annual Health Permit	\$975.00	2,000+ sq ft
Vehicles: Food Vehicle Permit Transfer	Business Owner Charged to Transfer a Vehicle Health Permit to Another Vehicle	\$113.00	Each
Personal Food Vendor	Business Owner Charged for Annual Health Permit	Time & Material	Annual Permit
Mosquito Abatement	Hourly charge to abate mosquito breeding areas.	\$81.00	Hour
Africanized Honey Bees	Hourly charge to abate bees and/or hives that may pose a risk to the public's health.	\$81.00	Hour
Public Pool & Spa Safety Act Surcharge Fee	Surcharge for implementation of inspection program for State AB1020 requiring installation of drain anti-entrapment devices in public pools and spas.	\$6.35	Each

Cost of Services Study for the City of Long Beach Police Department November 2022



Prepared by:
Revenue & Cost Specialists, LLC
1519 E Chapman Ave, Ste C
Fullerton, CA 92831
www.revenuecost.com
(714) 992-9020

TABLE OF CONTENTS

TABLE OF CONTENTS	3
EXECUTIVE SUMMARY	5
CHAPTER I BACKGROUND OF STUDY.....	9
Financing Adjustments Pursuant to Proposition 4	10
Desirability of Direct Relationship between Payment and Service	10
Impact of Propositions 4, 13, 26, and 218.....	11
Text Topics	12
CHAPTER II IDENTIFYING AND COSTING SERVICE CENTERS	13
Identifying Service Centers	13
Resultant Service Centers	13
Types of Costs.....	14
Fully Allocated Hourly Rates	16
CHAPTER III OVERVIEW OF SERVICE REVENUES MATCHED AGAINST COSTS	18
Accounting for All Revenues – Fees and Taxes.....	18
Personal Choice versus Community Supported Services.....	19
Policy Review Information	19
Result of Acceptance of Fee Suggestions	20
CHAPTER IV SERVICE REVENUE RECOMMENDATIONS.....	22
Service Groups	22
General Commentary on Chapter Tables	23
Police Records Services.....	24
Police Jail Services	25
Police Investigation Services	26
Police Other	27
Summary of Personal Choice Services.....	28
CHAPTER V CONCLUSION	30
Elimination of Subsidies	30
Issues Involved	30
Addressing of Issues by City Council.....	30
Conclusion.....	31

APPENDIX A - SUMMARY OF CURRENT FEES AND PROPOSED FEES

APPENDIX B - REVENUE AND COST SUMMARY WORKSHEETS MATCHED WITH COST
DETAIL WORKSHEETS

THIS PAGE INTENTIONALLY BLANK

EXECUTIVE SUMMARY

The City of Long Beach selected Revenue and Cost Specialists (RCS) to perform a comprehensive and detailed analysis of the Police Department's fee-based services. Due to the various demands made of the City, it is essential that the City Council and management have complete information upon which to assess fees charged to the public for services provided as well as alternate, and more equitable, ways to finance City services provided to the community.

Based on data presented in this report, the City Council can better respond to the limits on tax revenues available to the City as well as the constant demand for higher and more operational services and capital improvements. Due to demands made of the City, it is essential that the Council and City management have additional information upon which to assist in charting a future financial course that will preserve the quality of life which its citizens have come to expect.

Systematic and Documented Approach. This analysis was designed to provide the City with a systematic and documented approach to understand, control, and recapture the costs which are forced on it by normal service demands, growth and general economic inflation.

Constitutional Methodology. The methodology used for this analysis is the "costs reasonably borne" test established by Section 8(c) of Proposition 4, now Article XIII B of the California Constitution and Proposition 26. In following that process, RCS has analyzed the ways in which City services can be financed more equitably to assure the City's future financial viability.

Full Business Costs Determined. The methodology followed by both the Authors of Proposition 4, and consequently by RCS, determines the full business cost of providing the reported City services. It also identifies the beneficiaries of those services and determines if they are paying in relationship to benefits derived or if they are deserving of a subsidy paid from the taxes paid by all local citizens and businesses. Thus, the City Council will have full knowledge of costs which are actually occurring.

Financial Integrity Established. This report summarizes the work accomplished and presents recommendations. These recommendations, if implemented, would establish the financial integrity of the analyzed City services and would establish a continuing cost control system following the business principles which are generally espoused for government, but often are ignored in application.

Identifying Service Centers

There are three basic steps in the process used by RCS. The first step is to identify the services offered by the City. Next, the service costs are calculated. Finally, the revenue currently received is matched to the cost of providing the service to determine if there is a subsidy from taxes.

Refinement Process. In a series of meetings held with City staff, department by department, we developed a list of services, and then allocated staff time to the appropriate services. This service time was refined over the course of these meetings until all available staff time was allocated and represented an accurate allocation.

Personal Choice versus Community Supported Services

Personal Choice Services are those offered to identifiable customers at a measured level. They are also services that can be withheld for non-payment. These services are not precisely likened to fee-based services to the extent that policy makers may have decided to subsidize them in full or part. These services are distinguished from Community Supported Services that carry an implicit requirement and rationale for setting a level of subsidization typically based on social, safety or general community welfare.

Summary of Results

If all the recommendations and suggestions made in this Report are adopted, the City would increase cost recovery by **\$2,136,400** on an annual basis. By taking such actions, far more equity between taxpayers and fee-payers would be gained, and the City's financial picture would be improved.

Policy Review Information

As the Council conducts its policy review of each of the revenue-cost match-ups, it should refer to Appendix A and also to the text in Chapter IV to assist in that review.

The policy review should assess the tax revenues used to subsidize each service and address the following options available to the City for each service center:

1. Reduce costs and thereby the tax subsidy by reducing the level of service or restructuring the service to provide it differently.
2. Adjust or institute a fee or charge to recover all of the "costs reasonably borne".
3. Eliminate a tax subsidy to another "less deserving" service to utilize the taxes in order to provide this service.

Result of Acceptance of Fee Suggestions

If the suggestions in Chapter IV and in the fee recommendations in Appendix A are adopted in full then a significant amount of added revenues will be available to the City, which would provide taxpayer equity. Most of these new revenues will be from fee increases to replace tax monies used to make up the difference between fees collected and costs incurred in providing the services, which will then be available for those services which can only be funded from taxes.

These tax "diversions" are the now-documented tax subsidies to potentially self-supporting City services. Thus, additional monies could be made available for police services, infrastructure maintenance, and other City services which are not generally conducive to service charges, thereby achieving much closer equity between benefits and associated payments.

Policy Guidance. More importantly, the Council would be able to make its decisions based on business principles as much as is possible.

Understanding of Equitable Charging for Government. The City Council now has to assist its constituents to understand that under the California Constitution the intent is that:

- Taxes finance services for which there is no alternative way to finance them.
- Service charges should be utilized to finance those things for which benefits can be determined.
- Beneficiaries of such services be charged in direct relationship to the benefits derived.

THIS PAGE INTENTIONALLY BLANK

CHAPTER I

BACKGROUND OF STUDY

The City of Long Beach selected Revenue and Cost Specialists (RCS) to perform a comprehensive and detailed analysis of the Police Department's fee-based services. Due to the various demands made of the City, it is essential that the City Council and management have complete information upon which to assess fees charged to the public for services provided as well as alternate, and more equitable, ways to finance City services provided to the community.

Based on data presented in this report, the City Council can better respond to the limits on tax revenues available to the City as well as the constant demand for higher and more operational services and capital improvements. Due to demands made of the City, it is essential that the Council and City management have additional information upon which to assist in charting future financial course that will preserve the quality of life which its citizens have come to expect.

Systematic and Documented Approach. This analysis was designed to provide the City with a systematic and documented approach to understand, control, and recapture the costs which are forced on it by normal service demands, growth and general economic inflation.

Constitutional Methodology. The methodology used for this analysis is the "costs reasonably borne" test established by Section 8(c) of Proposition 4, now Article XIII B of the California Constitution and Proposition 26. In following that process, RCS has analyzed the ways in which City services can be financed more equitably to assure the City's future financial viability.

Full Business Costs Determined. The methodology followed by both the Authors of Proposition 4, and consequently by RCS, determines the full business cost of providing the reported City services. It also identifies the beneficiaries of those services and determines if they are paying in relationship to benefits derived or if they are deserving of a subsidy paid from the taxes paid by all local citizens and businesses. Thus, the City Council will have full knowledge and cannot ignore costs which are actually occurring.

Financial Integrity Established. This text summarizes the work accomplished and presents recommendations. These recommendations, if implemented, would firmly establish the financial integrity of the analyzed City services and would establish a continuing cost control system following the business principles which are generally espoused for government, but often are ignored in application.

Financing Adjustments Pursuant to Proposition 4

Proposition 4, which is more commonly referred to as the "Gann Spirit of 13 'Let's Finish the Job' Initiative", was adopted by 74.3% of the voters of California on November 6, 1979. It became effective on July 1, 1980, retroactive to Fiscal Year 1978-1979. Statutes clarifying certain provisions of the Proposition, which is now Article XIII B of the California Constitution, became effective January 1, 1981.

This report provides data to the City for reviewing the reported fee-financed services based on full-costing information and for implementing the "costs reasonably borne" provision of this Constitutional Article, within presently known legal parameters and the authors' pronounced and published intent.

Adjustments to Financing. As a result of this analysis, the City now possesses the basis for making necessary adjustments to its methods of financing services for those services reported on herein. It can achieve a more equitable and fair mix for financing those services and capital needs, using taxes and service charges, in the direction pointed by passage of Article XIII B, and the business methodologies inherent in that Article.

It should be remembered from the start that taxes are now limited and controlled, and therefore the capability of using these taxes to subsidize "special" services which are wholly or partially fee-financed is also limited.

The "Costs Reasonably Borne" Test. The "costs reasonably borne" process as envisioned by the Authors of Proposition 4 implies a direct relationship between payment of fees and charges and receipt of services. It also implies the use of taxes for financing those governmental activities which humanely and properly cannot be financed other than by taxes.

Desirability of Direct Relationship between Payment and Service

This direct fee-for-service and tax equity relationship does not exist when tax monies are used to subsidize services which are received by only a small portion of the taxpaying public or by non-residents. A major underlying goal of this project is to provide information and guidance to the Council on how the City can continue as a viable financial entity, finance the services and facilities that its citizens and business enterprises have come to expect, and yet in the long run be able to live within the limits imposed by Article XIII B and Propositions 13 and 218.

At the same time, the City can in great part re-establish basic fairness and equity between users of City services and those who pay for them and control those costs on a continuing basis.

Impact of Propositions 4, 13, 26, and 218

Initiative 4 of November 1979, coupled with its immediate predecessor -- Proposition 13 of a year earlier -- wrought the greatest changes in California governmental financing in a century. Proposition 218, passed in 1996 and becoming Articles XIII C & D, further limited local governments' revenue source options. Those propositions have had, and will continue to have, a profound effect on California governments.

Effects on the City. One effect of these propositions has been a constant search for new revenue sources to finance services required by the City. However, at the same time, State and Federal program revenues continue to decrease. Consequently, the City faces the prospect of declining revenue with which to fund City services.

Costs Exceeding Revenues. The full costs of delivering the City's defined fee-financed services -- as defined in business terms by the authors of Article XIII B, and as applied by the business methods of this analysis as based on that Constitutional Article -- are running at an annual rate beyond current or expected fee revenues. The result is the diversion of tax monies or revenues from other service areas within an enterprise fund to make up the difference between fee revenues collected and full business costs incurred.

Variety of Equitable Revenue Sources. This analysis presents a wide variety of ways in which revenue can surely and legally be raised and as important, more equitably raised than at present. The amount of new revenues to be raised is dependent upon the Council's determination of the level of support for essential services.

Proposition 26. With the passage of Proposition 26 in 2010, these principles were codified with some changes. Article XIII C of the State Constitution was amended to formally declare that fees are not considered taxes if they do not exceed the reasonable costs of the service. Some of the types of services for which reasonable fees are allowable are:

- (1) A charge imposed for a specific benefit conferred or privilege granted directly to the payor that is not provided to those not charged, and which does not exceed the reasonable costs to the local government of conferring the benefit or granting the privilege.

- (2) A charge imposed for a specific government service or product provided directly to the payor that is not provided to those not charged, and which does not exceed the reasonable costs to the local government of providing the service or product.
- (3) A charge imposed for the reasonable regulatory costs to a local government for issuing licenses and permits, performing investigations, inspections, and audits, enforcing agricultural marketing orders, and the administrative enforcement and adjudication thereof.

Article XIII C also provides that a local government agency must demonstrate that the amount of revenue to be generated by a fee is no more than necessary to cover the reasonable costs of the governmental activity supported by the fee, and that the manner in which those costs are allocated to a payor bear a fair or reasonable relationship to the payor's burdens on, or benefits received from, the governmental activity. This Report was prepared in accordance with these principles.

Text Topics

The remaining Chapters of this text address the following topics:

- II. Identifying and Costing Service Centers
- III. Overview of Service Revenues Matched Against Costs
- IV. Service Revenue Recommendations
- V. Conclusion

CHAPTER II

IDENTIFYING AND COSTING SERVICE CENTERS

There are three basic steps in the process used by RCS. The first step is to identify the services offered by the City. Next, the service costs are calculated. Finally, the revenue currently received is matched to the cost of providing the service to determine if there is a subsidy from taxes. This chapter covers the first two steps and Chapter III shows the match-up of revenues and costs.

Identifying Service Centers

Two techniques were utilized to identify the service centers for which revenue and cost data were gathered and around which the service cost analysis of this Report is built.

Revenue Analysis

The first technique involved gathering revenue information for FY 2020-21, and then updating and revising the budget estimates for the same revenue sources for this fiscal year.

Budgets and Financial Reports Used. The Budget for the 2021 Fiscal Year was secured and analyzed. Budgeted and received revenues for all fee-supported services were extracted from those reports, where such information was available.

Division of Revenue Sources. RCS has divided services into far smaller "service centers" than the City has traditionally designated.

Service Center Identification

The second technique involved several scheduled meetings with City staff to identify each type of service being provided with or without charge.

Refinement Process. In a series of meetings held with City staff, department by department, we developed a list of services, and then allocated staff time to the appropriate services. This service time was refined over the course of these meetings until all available staff time was allocated and represented an accurate allocation.

Resultant Service Centers

"Service Center" Defined. The "service revenue" -- fee or charge for a service -- and the related "service cost" comprise a "service center". Each service center has a unique "Revenue

and Cost Summary Worksheet" and a matching "Cost Detail Worksheet", which are found in Appendix B of this Report. These "Service Center Worksheets" are matched to one another on facing pages.

Types of Costs

The following costs, identified above as part of "costs reasonably borne" by the Authors of Proposition 4, make up the cost detail found on the right-hand page in Appendix B for each service center.

Salaries and Wages

City government is in fact a service industry, and therefore, it is natural that salaries make up the largest single element of cost for most services.

Interview Process. In order to allocate the salaries, lengthy interviews were held, documents sought and researched, and reports and accounting records examined by RCS. The result was a percentage or hours distribution of individual employee personal services costs.

One hundred percent of the time of all City employees was distributed across the applicable service centers. This study did not provide operational assessments or recommendations for improvements to services.

Employee Fringe Benefits

Since fractional time -- to as low as three minutes per unit of service or one-twentieth of a percent of the annual time of an employee has been allocated to service centers, fringe benefit costs also must be fractionalized to carefully and accurately distribute those ancillary personnel costs.

The City finances numerous benefits for its employees, thereby incurring measurable costs for these items, including:

- PERS/PARS Retirement
- Health Benefits
- Social Security/Medicare Insurance
- Payroll/Post-Employment Benefits
- Workers Compensation Insurance

All of these costs are current operating expenses, and the amounts were isolated. Actual costs were determined and reduced to a percentage of salary for each of the positions.

Available Work-Hours. After the individual elements of cost for positions was compiled, the total cost for each position was divided by the number of available work-hours. Available work hours were calculated as the total possible work-hours in a year, 2,080, less the following away-from-work benefit hours:

- Holidays
- Vacations
- Personal Leave
- Sick Leave
- Morning/Afternoon Breaks
- Start Up/Down Time

Maintenance and Operation Costs

All maintenance and operation costs, including non-personnel expenses such as professional services, insurance, operating supplies etc., were derived from the current year Council-approved budget and allocated via percentages or through actual allocation to each of the service centers identified in a department or division.

General and Departmental Overhead Costs

Overhead costs provide the vital glue that holds an organization together operationally and provide important coordinating capabilities. They also provide the day-to-day support services and facilities required for the organization to function effectively. RCS has used a detailed Cost Allocation Plan (CAP) provided by the City to identify and allocate these costs to the remainder of the City organization. In the CAP, costs were allocated to end-user departments and divisions by applying an agreed-upon overhead allocation factor. Each factor was related to the work effort of its particular overhead element and was assessed for relevance and reasonableness.

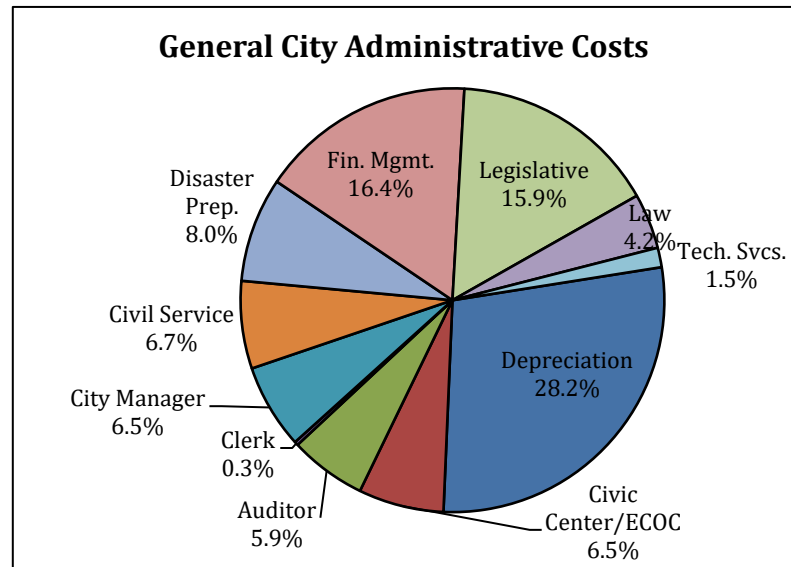
Full Cost Distribution. The purpose of deriving overhead costs to apportion these amounts to direct service program costs. By adopting this method, the City will be aware of its true costs and be able to emulate business methods. Article XIIIB's (Proposition 4 of 1979) authors intended this, defining as part of "costs reasonably borne" a calculated "reasonable allocation for overhead and administration."

General City Overhead. These services primarily set policy and support other departments without providing a deliverable service to the public. Where they do perform an end-user service, such costs have not been allocated to other departments. The Citywide Indirect Cost Plan was used to determine these allocations.

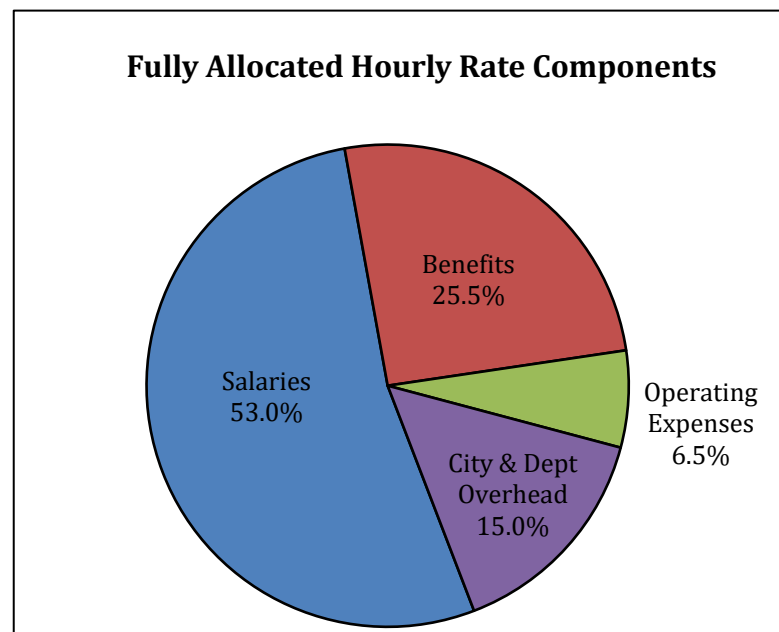
Costs in this general administration category City-wide include the following functions:

Departmental Administration.

Costs in this category involve intra-departmental support functions, outside the above listed general City overhead functions, and involve the allocation of staff time within and among departmental functions. These services also do not provide end-user deliverables to the public, but instead provide vital administrative support within specific departments.



Fully Allocated Hourly Rates. All of the above items make up the fully allocated hourly rate which is calculated for each position in the Police Department. The makeup of each component of the Department-wide average fully allocated hourly rate is detailed in the chart below.



THIS PAGE INTENTIONALLY BLANK

CHAPTER III

OVERVIEW OF SERVICE REVENUES MATCHED AGAINST COSTS

In the last chapter the method of calculating the costs for all City services was identified. This chapter begins with a Summary that itemizes the revenues and costs by service center. Then, an overview is presented of what will be presented in the following chapter, which shows that there is no one solution to the City's financial challenge.

Accounting for All Revenues – Fees and Taxes

Local government funding comes from a multitude of revenue sources such as taxes, fines, grants, use of property, user fees, utility rates, etc. Our Study focuses on the relationship between fees and taxes. As an example, PD-02 POLICE REPORT – TRAFFIC in the following schedule estimates the full costs at \$813,450. These expenses are offset by current fee revenues of \$366,000, and the remaining \$447,450 is subsidized by general City tax revenues. This subsidy can be eliminated by raising the relevant user fees, and to the extent that the fees are NOT increased, general City taxes will continue to subsidize user fees.

REF# (1)	SERVICE (2)	TOTAL SERVICE COST (3)	RESOURCES USED TO FINANCE SERVICE	
			FEES (4)	TAXES (5)

POLICE RECORDS

PD-01	LIVESCAN	\$56,220	\$36	\$56,184
PD-02	POLICE REPORT - TRAFFIC	\$813,450	\$366,000	\$447,450
PD-03	POLICE REPORT - ARREST RECORD	\$96,748	\$12,956	\$83,792
PD-04	POLICE REPORT - CRIME	\$1,822,000	\$244,000	\$1,578,000
PD-05	CLEARANCE LETTER	\$19,262	\$6,800	\$12,462
PD-06	REPOSSESSION	\$17,620	\$15,000	\$2,620
SUBTOTAL - POLICE RECORDS		\$2,825,300	\$644,792	\$2,180,508

POLICE JAIL

PD-07	BOOKING FEES	\$1,777,626	\$70,000	\$1,707,626
PD-08	INMATE DETENTION	\$8,812,034	\$0	\$8,812,034
PD-09	INMATE MEALS	\$770,705	\$0	\$770,705
SUBTOTAL - POLICE JAIL		\$11,360,365	\$70,000	\$11,290,365

POLICE INVESTIGATIONS

PD-10	TOW TRUCK DRIVER - BIENNIAL	\$2,785	\$3,600	(\$815)
PD-11	TAXI OWNER - CORPORATION	\$608	\$500	\$108
PD-12	TAXI OWNER - BIENNIAL	\$9,130	\$11,800	(\$2,670)
PD-13	TAXI OWNER - ADDL SHARE PURCHASE	\$122	\$100	\$22
PD-14	TAXI OWNER - ADDL PERSON ON APPLIC	\$122	\$100	\$22
PD-15	TAXI DRIVER - BIENNIAL	\$32,495	\$42,000	(\$9,505)
PD-16	PEDICAB DRIVER/OPERATOR - ANNUAL	\$122	\$100	\$22
PD-17	CANNABIS BACKGROUND INVESTIGATION	\$30,378	\$37,500	(\$7,122)

PD-18	CHARITABLE SOLICITATION	\$5,722	\$4,692	\$1,030
PD-19	RUMMAGE SALE	\$1,584	\$762	\$822
PD-20	PAID SOLICITORS FEE	\$0	\$0	\$0
SUBTOTAL - POLICE INVESTIGATIONS		\$83,068	\$101,154	(\$18,086)

POLICE OTHER

PD-21	MASSAGE BUSINESS PERMIT	\$33	\$0	\$33
PD-22	BINGO PERMIT	\$33	\$0	\$33
PD-23	ACADEMY TRAINING FACIL	\$0	\$0	\$0
PD-24	ELECTRONIC EXTRACTION FEE	\$0	\$0	\$0
PD-25	SPECIAL EVENT/FILMING	\$1,322,264	\$0	\$1,322,264
PD-26	r/ EXCLUSIVE EVENT	\$0	\$0	\$0
PD-27	r/ PD PROCESSING FEE	\$0	\$0	\$0
PD-28	r/ PROMOTER'S REGISTRAT CERTIF BOND	\$0	\$0	\$0
PD-29	r/ PROMOTER'S REGISTRATION CERTIFIC	\$0	\$0	\$0
PD-30	r/ SECTION 8 BACKGROUND CHECK	\$0	\$0	\$0
SUBTOTAL - POLICE OTHER		\$1,322,330	\$0	\$1,322,330

GRAND TOTAL	\$15,591,063	\$815,946	\$14,775,117
--------------------	---------------------	------------------	---------------------

The schedule above shows that the City provides \$15,591,063 in police services annually, and only recovers \$815,946 from fee revenues. Each year, an additional \$14,775,117, coming from other funding sources, is needed to pay for these fee services.

Personal Choice versus Community Supported Services

Personal Choice Services are those offered to identifiable customers at a measured level. They are also services that can be withheld for non-payment. These services are not precisely likened to fee-based services to the extent that policy makers may have decided to subsidize them in full or part. These services are distinguished from Community Supported Services that carry an implicit requirement and rationale for setting a level of subsidization typically based on social, safety or general community welfare.

As the voter initiative most concerned with fee services, the initiative authors of Proposition 4 were not concerned with what categories of services were being subsidized as long as subsidy levels set by policy were explicit decisions made by the authorizing body with knowledge of full cost information.

Policy Review Information

As the Council conducts its policy review of each of the revenue-cost match-ups in the next chapter, it should refer to comments on the bottom of the service center worksheets in Appendix B and also in the text in the next chapter to assist in that review.

The policy review should assess the tax revenues used to subsidize each service and address the following options available to the City for each service center:

1. Reduce costs and thereby the tax subsidy by reducing the level of service or restructuring the service to provide it differently.
2. Adjust or institute a fee or charge to recover all of the "costs reasonably borne".
3. Eliminate a tax subsidy to another "less deserving" service to utilize the taxes in order to provide this service.

Effects of Budget Reductions. Across-the-board budget reductions during recessionary times affect fee-supported services as well as tax-supported services. But, if staffing reductions cause the service to be provided at a level that is lower than previously, then the costs have also decreased from that previous level. This must result in a lower fee so as not to be charging more than the costs reasonably borne. Therefore, the City should be aware of this result when reviewing possible budget reductions.

Result of Acceptance of Fee Suggestions

If the suggestions in the following Chapter and on the Service Center Worksheets are adopted in full then a significant amount of added revenues will be available to the City, which would provide taxpayer equity. Most of these new revenues will be from fee increases to replace tax monies used to make up the difference between fees collected and costs incurred in providing the services, which will then be available for those services which can only be funded from taxes.

These tax "diversions" are the now-documented tax subsidies to potentially self-supporting City services. Thus, additional monies could be made available for other City services which are not generally conducive to service charges, thereby achieving much closer equity between benefits and associated payments.

Policy Guidance. More importantly, the Council would be able to make its decisions based on business principles as much as is possible.

Understanding of Equitable Charging for Government. The City Council now has to assist its constituents to understand that under the California Constitution the intent is:

- That taxes finance those services for which there is no other alternative way to finance them.
- That service charges and special assessments should be utilized to finance those things for which benefits can be determined.
- That the beneficiaries of such services be charged in direct relationship to the benefits derived.

THIS PAGE INTENTIONALLY BLANK

CHAPTER IV

SERVICE REVENUE RECOMMENDATIONS

The purpose of this Chapter is to present the services which RCS has initially labeled as Personal Choice and to suggest the magnitude of tax revenues that could be diverted from these services to Community Supported Services.

City Council has Final Judgment. It must be understood that considerable judgment--albeit experienced--was exercised by RCS in suggesting what services were Personal Choice as opposed to Community Supported Services and in suggesting that most Personal Choice Services should be paid for by the service requestor rather than subsidized by the entire community. However, the final decision on the nature of the service and whether it deserves to be subsidized will have to be made by the City Council.

Service Groups

RCS has organized Police Department Personal Choice Services into the following four service groups for purposes of discussion:

- Police Records
- Police Jail
- Police Investigations
- Police Other

These groups, explained in turn, are program oriented. Each group includes a table summarizing the revenues and costs of each service. The table summarizing the group tables (Table 5) is found at the end of this Chapter.

Appendix A, following the text, summarizes the current fees and the proposed fees for each of the Personal Choice service centers

Service Center details found in **Appendix B**, are in sequence by the Reference Number (Column 1 on each of the following Tables), include detail information for each service on two facing pages. The left page has textual and summary information including RCS's suggested service fee. The right page has the service cost detail.

General Commentary on Chapter Tables

Each table has eight columns, explained here:

Column 1 is the Report Reference Number.

Column 2 is the title of the service.

Columns 3, 4 & 5 are the same amounts for revenue, cost and profit (subsidy) found on the left page of the detail service sheets in Appendix B.

Column 6 is the current percentage of costs recovered from the user fees and charges with the difference being subsidized by taxes.

Column 7 is the percentage of user fee cost recovery which might be obtainable without tax subsidy. Of course, decisions regarding tax subsidies to a service are a City Council policy decision on how to allocate its tax and general revenues.

Column 8 contains the estimated amount of revenues which RCS suggests could be raised or reduced.

Police Records Services

These service centers are identified for Police Records services.

Table 1
Police Records

REF # (1)	SERVICE (2)	TOTAL FEE REVENUE (3)	TOTAL SERVICE COST (4)	TOTAL PROFIT/ (SUBSIDY) (5)	PCT. RECOVERY FROM FEES		POSSIBLE NEW REVENUE (8)	
					ACTUAL (6)	SUGGEST (7)		
PD-01	LIVESCAN	\$36	\$56,220	(\$56,184)	0.1%	0%	\$0	(c)
PD-02	POLICE REPORT - TRAFFIC	\$366,000	\$813,450	(\$447,450)	45.0%	100%	\$447,500	
PD-03	POLICE REPORT - ARREST RECORD	\$12,956	\$96,748	(\$83,792)	13.4%	100%	\$83,800	
PD-04	POLICE REPORT - CRIME	\$244,000	\$1,822,000	(\$1,578,000)	13.4%	100%	\$1,578,000	(a)
PD-05	CLEARANCE LETTER	\$6,800	\$19,262	(\$12,462)	35.3%	100%	\$12,500	
PD-06	REPOSSESSION	\$15,000	\$17,620	(\$2,620)	85.1%	85%	\$0	(a)
SUBTOTAL - POLICE RECORDS		\$644,792	\$2,825,300	(\$2,180,508)	22.8%		\$2,121,800	

(a) Fee set by Law

(b) Deletion of service/fee

(c) Fee is market sensitive/suggest subsidy

Suggestions for Police Records

Currently, Long Beach Police Records provide LiveScan (fingerprinting) internally for new City staff. We estimate 1,500 LiveScans per year, and the full cost to provide this service is almost \$56,000. RCS identified this as a cost center which could be reimbursed through the Cost Allocation Plan or interfund transfers. The City should keep the suggested fee of \$35 per LiveScan on the fee schedule in case it becomes available to the public in the future.

The full costs of Police reports are significantly higher than the current fees, and taxpayers are subsidizing such services. RCS recommends 100% cost recovery, and if the suggestions made in Appendix A are approved, approximately \$2,121,800 in new revenue could be realized annually.

Police Jail Services

For Police Jail, booking fees may be collected if the person is convicted of any criminal offense related to the arrest, however this is uncommon. From the 7,277 total bookings for the year, only 437 were cost recoverable, and 6,840 remain uncollected. The full cost to book one prisoner is \$245, compared to the current fee of \$160.

RCS calculated the full cost of daily inmate detention and meals to assist the City in determining inter-agency use and contracts. The City can also use the daily detention and meal costs for judgement proceedings. Some cities do allow individuals with court-ordered detention to stay at their jail, for a fee.

Table 2
Police Jail

REF # (1)	SERVICE (2)	TOTAL FEE REVENUE (3)	TOTAL SERVICE COST (4)	TOTAL PROFIT/ (SUBSIDY) (5)	PCT. RECOVERY FROM FEES		POSSIBLE NEW REVENUE (8)
					ACTUAL (6)	SUGGEST (7)	
PD-07	BOOKING FEES	\$70,000	\$1,777,626	(\$1,707,626)	3.9%	6%	\$36,700
PD-08	INMATE DETENTION	\$0	\$8,812,034	(\$8,812,034)	0.0%	0%	\$0
PD-09	INMATE MEALS	\$0	\$770,705	(\$770,705)	0.0%	0%	\$0
SUBTOTAL - POLICE JAIL		\$70,000	\$11,360,365	(\$11,290,365)	0.6%		\$36,700

(a) Fee set by Law

(b) Deletion of service/fee

(c) Suggest subsidy/fees are market sensitive

Suggestions for Police Jail

If the suggested fee of \$245 per booking is approved, there will be an approximate increase in revenues of \$36,300.

Inmate detention was calculated to be \$115 per day, and meals are \$10 per day. Each jail bed costs the City \$41,975 per year. Possible new revenues from inmate detention and inmate meals are mostly dependent on future negotiated agreements with contract cities.

Police Investigation Services

For Long Beach Police Investigation's various inspection and permit fees, staff focused on capturing the right positions and accurate times involved in each service. The current fees which are higher than the full cost to provide the service, will be reduced.

Table 3
Police Investigations

REF # (1)	SERVICE (2)	TOTAL FEE REVENUE (3)	TOTAL SERVICE COST (4)	TOTAL PROFIT/ (SUBSIDY) (5)	PCT. RECOVERY FROM FEES		POSSIBLE NEW REVENUE (8)
					ACTUAL (6)	SUGGEST (7)	
PD-10	TOW TRUCK DRIVER - BIENNIAL	\$3,600	\$2,785	\$815	129.3%	100%	(\$800)
PD-11	TAXI OWNER - CORPORATION	\$500	\$608	(\$108)	82.2%	100%	\$100
PD-12	TAXI OWNER - BIENNIAL	\$11,800	\$9,130	\$2,670	129.2%	100%	(\$2,700)
PD-13	TAXI OWNER - ADDL SHARE PURCHASE	\$100	\$122	(\$22)	82.0%	100%	\$0
PD-14	TAXI OWNER - ADDL PERSON ON APPLIC	\$100	\$122	(\$22)	82.0%	100%	\$0
PD-15	TAXI DRIVER - BIENNIAL	\$42,000	\$32,495	\$9,505	129.3%	100%	(\$9,500)
PD-16	PEDICAB DRIVER/OPERATOR - ANNUAL	\$100	\$122	(\$22)	82.0%	100%	\$0
PD-17	CANNABIS BACKGROUND INVESTIGATION	\$37,500	\$30,378	\$7,122	123.4%	100%	(\$7,100)
PD-18	CHARITABLE SOLICITATION	\$4,692	\$5,722	(\$1,030)	82.0%	100%	\$1,000
PD-19	RUMMAGE SALE	\$762	\$1,584	(\$822)	48.1%	100%	\$800
PD-20	PAID SOLICITORS FEE	\$0	\$0	\$0	0.0%	100%	\$0
SUBTOTAL - POLICE INVESTIGATION		\$101,154	\$83,068	\$18,086	121.8%		(\$18,200)

(a) Fee set by Law

(b) Deletion of service/fee

(c) Fee is market sensitive/suggest subsidy

Suggestions for Police Investigations

If the suggestions made in Appendix A are approved, Police Investigation fee revenues will be reduced by \$18,200 per year.

Police Other

These service centers are identified for other Police services.

PD-25 Special Event/Filming captures the full cost of LBPB staff who coordinate Public Safety personnel working at special events and filming. While the Long Beach Police Department receive reimbursement for personnel working at the special events and filming, there is no cost recovery for staff within PD-25.

PD-26 through PD-30 are suggested to be removed from the Long Beach Master Fee Schedule, as they no longer represent services provided by the City.

Table 4
Police Other

REF # (1)	SERVICE (2)	TOTAL FEE REVENUE (3)	TOTAL SERVICE COST (4)	TOTAL PROFIT/ (SUBSIDY) (5)	PCT. RECOVERY FROM FEES		POSSIBLE NEW REVENUE (8)	
					ACTUAL (6)	SUGGEST (7)		
PD-21	MASSAGE BUSINESS PERMIT	\$0	\$33	(\$33)	0.0%	100%	\$0	(c)
PD-22	BINGO PERMIT	\$0	\$33	(\$33)	0.0%	100%	\$0	(a)
PD-23	ACADEMY TRAINING FACIL	\$0	\$0	\$0	0.0%	100%	\$0	(c)
PD-24	ELECTRONIC EXTRACTION FEE	\$0	\$0	\$0	0.0%	100%	\$0	(b)
PD-25	SPECIAL EVENT/FILMING	\$0	\$1,322,264	(\$1,322,264)	0.0%	0%	\$0	(b)
PD-26	r/ EXCLUSIVE EVENT	\$0	\$0	\$0	0.0%	100%	\$0	(b)
PD-27	r/ PD PROCESSING FEE	\$0	\$0	\$0	0.0%	100%	\$0	(b)
PD-28	r/ PROMOTER'S REGISTRAT CERTIF BOND	\$0	\$0	\$0	0.0%	100%	\$0	(b)
PD-29	r/ PROMOTER'S REGISTRATION CERTIFIC	\$0	\$0	\$0	0.0%	100%	\$0	(b)
PD-30	r/ SECTION 8 BACKGROUND CHECK	\$0	\$0	\$0	0.0%	100%	\$0	(b)
SUBTOTAL - POLICE OTHER		\$0	\$1,322,330	(\$1,322,330)	0.0%		\$0	

(a) Fee set by Law

(b) Deletion of service/fee

(c) Fee is market sensitive/suggest subsidy

Suggestions for Police Other

Citywide Special Event and Filming is market sensitive, so full cost recovery may not be possible. RCS is calculating all costs associated to special events and filming, from all departments (Police, Fire, PRM, Public Works, CMO, etc.), and it is up to the City to establish all the fees and policies.

There is no fiscal impact from the suggested removal of unused Police fees.

Summary of Personal Choice Services

The following Table 5 summarizes the recommendations and suggestions made in this Chapter.

Table 5
Summary

SERVICE	TOTAL FEE REVENUE	TOTAL SERVICE COST	TOTAL PROFIT/ (SUBSIDY)	PCT. RECOVERY FROM FEES		POSSIBLE NEW REVENUE
				ACTUAL	SUGGEST	
[PD-01 to PD-06] POLICE RECORDS	\$644,792	\$2,825,300	(\$2,180,508)	22.8%	VAR.	\$2,121,800
[PD-07 to PD-09] POLICE JAIL	\$70,000	\$11,360,365	(\$11,290,365)	0.6%	VAR.	\$36,700
[PD-10 to PD-20] POLICE INVESTIGATION	\$101,154	\$83,068	\$18,086	121.8%	VAR.	(\$18,200)
[PD-21 to PD-30] POLICE OTHER	\$0	\$1,322,330	(\$1,322,330)	0.0%	VAR.	\$0
	\$815,946	\$15,591,063	(\$14,775,117)	5.2%		\$2,140,300

If all the recommendations and suggestions made in this Chapter and in Appendix A are adopted, the City would raise \$2,140,300 on an annual basis.

Taxpayer Equity Achieved. By taking such positive actions, the City's financial picture would be improved, far more equity between taxpayers and fee-payers could be gained, and fairness between property-related and non-property-related services could be secured.

The above table shows that the City is subsidizing \$14,775,117 of Personal Choice Services with City tax dollars. Should the City Council feel that tax dollars are insufficient, or use for different purposes, this chapter has shown that there are opportunities to either increase the user fees or lower the cost of Personal Choice Services.

Police Department services not included in this Study. The Long Beach Police Department provides service to Special Events and Filming, coordinated by the City Manager's Office. While RCS discussed and initially calculated the full cost of such services, recommendations will be made when the City Manager's Office's fees are presented.

THIS PAGE INTENTIONALLY BLANK

CHAPTER V

CONCLUSION

Elimination of Subsidies

This Report highlights and recommends that most tax subsidies be eliminated as being unintentional. Service users thus can vote with their dollars and not use a service for which they are unwilling or unable to pay. Hidden subsidies, which have existed for many of the City's supposedly self-financed and self-supporting services, can now be re-evaluated.

Issues Involved

The basic issue involved in viewing the results of the analysis presented by this text is to what degree fees should be expected to support the costs of the services.

Or viewed another way, to what extent should general taxes be utilized to subsidize the difference between the costs of each service center and the revenue produced from fees paid by the user of that service'?

Pressure on Tax Money Use. The opposite side of this issue is the increasing pressure on the use of public tax monies. Tax monies have severely decreased for local government in California. If fees do not pay all costs, then taxes must make up the differences not paid for by fees generated by users of specific services, or those services are threatened with extinction.

Addressing of Issues by City Council

The City Council should address the principles and issues enumerated herein to determine where, and to what extent, taxes will be utilized to cover costs incurred in the provision of special services. This is the current nature of competition between deserving public services for the scarce tax dollar. Who gets the dollars -- Police or Public Works? City streets or persons wanting zone changes? Code Enforcement or Animal Control? This is the nature of the tough policy questions involved in being an elected official in local government today.

Specific Policy Alternatives to Be Answered. Once the above cost issues are determined then the City Council has four clear policy alternatives available as to the revenue/cost mix of each service center:

- Continue any tax subsidy which might be found.

- Eliminate the tax subsidy by increasing fees to cover all "costs reasonably borne".
- Reduce costs by reducing the level of service.
- Decide on an appropriate level of tax subsidy, being aware that taxes are now limited in rate, base and, consequently, in amounts yielded and available.

Cost Model

As part of this process the City will be receiving the Costing Model developed and used by RCS. This will give the City the ability to update the model itself on an as-needed basis and as appropriate.

Conclusion

The City has appropriately responded to the mandate and spirit of Proposition 4. It is utilizing the passage of Propositions 4, 13 and 218 and the attention given to them as an opportunity to review its financial structure and philosophy, and to institute a businesslike cost control system, tailored to the City's needs, to supplement its governmental accounting and budgeting systems.

The cooperation, excellent support and data provided in accomplishment of the work reported herein speaks well of the way in which a City organization can adapt to the so-called "new realities" of California governmental finance.

~ END ~

APPENDIX A - SUMMARY OF CURRENT FEES AND PROPOSED FEES

**CITY OF LONG BEACH
FEE COMPARISON REPORT
FY 2021-2022**

REF #: PD-01**TITLE: LIVESCAN****CURRENT FEE**

\$36 per LiveScan plus DoJ fees

RECOMMENDED FEE

\$35 per LiveScan plus DoJ fees

REF #: PD-02**TITLE: POLICE REPORT - TRAFFIC****CURRENT FEE**

\$24.40 per report

RECOMMENDED FEE

\$55 per report

REF #: PD-03**TITLE: POLICE REPORT - ARREST RECORD****CURRENT FEE**

\$24.40 per report

RECOMMENDED FEE

\$180 per report

REF #: PD-04**TITLE: POLICE REPORT - CRIME****CURRENT FEE**

\$24.40 per report

RECOMMENDED FEE\$180 per report
Fee may be restricted under California PRA

REF #: PD-05**TITLE: CLEARANCE LETTER****CURRENT FEE**

\$34 per letter

RECOMMENDED FEE

\$95 per letter

REF #: PD-06**TITLE: REPOSSESSION****CURRENT FEE**

\$17 per vehicle

RECOMMENDED FEEThis fee is limited by State law
\$15 per vehicle

**CITY OF LONG BEACH
FEE COMPARISON REPORT
FY 2021-2022**

REF #: PD-07		TITLE: BOOKING FEES	
<u>CURRENT FEE</u>		<u>RECOMMENDED FEE</u>	
\$160 per booked prisoner		\$245 per booked prisoner	
REF #: PD-08		TITLE: INMATE DETENTION	
<u>CURRENT FEE</u>		<u>RECOMMENDED FEE</u>	
N/A		\$115 per day	
REF #: PD-09		TITLE: INMATE MEALS	
<u>CURRENT FEE</u>		<u>RECOMMENDED FEE</u>	
N/A		\$10 per day	
REF #: PD-10		TITLE: TOW TRUCK DRIVER - BIENNIAL	
<u>CURRENT FEE</u>		<u>RECOMMENDED FEE</u>	
\$200 per permit		\$155 per permit	
REF #: PD-11		TITLE: TAXI OWNER - CORPORATION	
<u>CURRENT FEE</u>		<u>RECOMMENDED FEE</u>	
\$100 per permit		\$120 per permit	
REF #: PD-12		TITLE: TAXI OWNER - BIENNIAL	
<u>CURRENT FEE</u>		<u>RECOMMENDED FEE</u>	
\$200 per permit		\$155 per permit	

**CITY OF LONG BEACH
FEE COMPARISON REPORT
FY 2021-2022**

REF #: PD-13		TITLE: TAXI OWNER - ADDL SHARE PURCHASE	
<u>CURRENT FEE</u>		<u>RECOMMENDED FEE</u>	
\$100 per permit		\$120 per permit	
REF #: PD-14		TITLE: TAXI OWNER - ADDL PERSON ON APPLIC	
<u>CURRENT FEE</u>		<u>RECOMMENDED FEE</u>	
\$100 per permit		\$120 per permit	
REF #: PD-15		TITLE: TAXI DRIVER - BIENNIAL	
<u>CURRENT FEE</u>		<u>RECOMMENDED FEE</u>	
\$200 per permit		\$155 per permit	
REF #: PD-16		TITLE: PEDICAB DRIVER/OPERATOR - ANNUAL	
<u>CURRENT FEE</u>		<u>RECOMMENDED FEE</u>	
\$100 per permit		\$120 per permit	
REF #: PD-17		TITLE: CANNABIS BACKGROUND INVESTIGATION	
<u>CURRENT FEE</u>		<u>RECOMMENDED FEE</u>	
\$160 per owner/manager		\$120 per permit	
REF #: PD-18		TITLE: CHARITABLE SOLICITATION	
<u>CURRENT FEE</u>		<u>RECOMMENDED FEE</u>	
\$51 per permit		\$60 per permit	

**CITY OF LONG BEACH
FEE COMPARISON REPORT
FY 2021-2022**

REF #: PD-19		TITLE: RUMMAGE SALE	
<u>CURRENT FEE</u>		<u>RECOMMENDED FEE</u>	
\$19.05 per permit		\$40 per permit	
REF #: PD-20		TITLE: PAID SOLICITORS FEE	
<u>CURRENT FEE</u>		<u>RECOMMENDED FEE</u>	
LiveScan fee		LiveScan fee	
REF #: PD-21		TITLE: MASSAGE BUSINESS PERMIT	
<u>CURRENT FEE</u>		<u>RECOMMENDED FEE</u>	
LiveScan fee		\$35 plus LiveScan fee	
REF #: PD-22		TITLE: BINGO PERMIT	
<u>CURRENT FEE</u>		<u>RECOMMENDED FEE</u>	
LiveScan fee		\$35 plus LiveScan fee	
REF #: PD-23		TITLE: ACADEMY TRAINING FACIL	
<u>CURRENT FEE</u>		<u>RECOMMENDED FEE</u>	
At cost		At cost	
REF #: PD-24		TITLE: ELECTRONIC EXTRACTION FEE	
<u>CURRENT FEE</u>		<u>RECOMMENDED FEE</u>	
Actual cost		Actual cost	
REF #: PD-25		TITLE: SPECIAL EVENT/FILMING	
<u>CURRENT FEE</u>		<u>RECOMMENDED FEE</u>	

**CITY OF LONG BEACH
FEE COMPARISON REPORT
FY 2021-2022**

<hr/>	
REF #: PD-26	TITLE: r/ EXCLUSIVE EVENT
<u>CURRENT FEE</u>	<u>RECOMMENDED FEE</u>
\$140 per event	This service is no longer needed and should be removed from the fee schedule
<hr/>	
REF #: PD-27	TITLE: r/ PD PROCESSING FEE
<u>CURRENT FEE</u>	<u>RECOMMENDED FEE</u>
\$165 per permit	This service is no longer needed and should be removed from the fee schedule
<hr/>	
REF #: PD-28	TITLE: r/ PROMOTER'S REGISTRAT CERTIF BOND
<u>CURRENT FEE</u>	<u>RECOMMENDED FEE</u>
\$6,225 per bond	This service is no longer needed and should be removed from the fee schedule
<hr/>	
REF #: PD-29	TITLE: r/ PROMOTER'S REGISTRATION CERTIFIC
<u>CURRENT FEE</u>	<u>RECOMMENDED FEE</u>
\$31.80 per certificate	This service is no longer needed and should be removed from the fee schedule
<hr/>	
REF #: PD-30	TITLE: r/ SECTION 8 BACKGROUND CHECK
<u>CURRENT FEE</u>	<u>RECOMMENDED FEE</u>
\$31.80 per investigation	This service is no longer needed and should be removed from the fee schedule

**APPENDIX B - REVENUE AND COST SUMMARY WORKSHEETS MATCHED
WITH COST DETAIL WORKSHEETS**

**CITY OF LONG BEACH
REVENUE AND COST SUMMARY WORKSHEET
FY 2021-2022**

SERVICE LIVESCAN		REFERENCE NO. PD-01
PRIMARY DEPARTMENT POLICE	UNIT OF SERVICE LIVESCAN	SERVICE RECIPIENT 1600
DESCRIPTION OF SERVICE Individuals requesting their fingerprints be submitted to the Department of Justice electronically are charged a "LiveScan Fee" by the Police Department.		
CURRENT FEE STRUCTURE \$36 per LiveScan plus DoJ fees		
REVENUE AND COST COMPARISON		
UNIT REVENUE:	\$0.02	TOTAL REVENUE:
UNIT COST:	\$37.48	TOTAL COST:
UNIT PROFIT (SUBSIDY):	\$(37.46)	TOTAL PROFIT (SUBSIDY):
TOTAL UNITS:	1,500	PCT. COST RECOVERY:
		0.06%
SUGGESTED FEE FOR COST RECOVERY OF: 0% \$35 per LiveScan plus DoJ fees		

**CITY OF LONG BEACH
COST DETAIL WORKSHEET
FY 2021-2022**

SERVICE LIVESCAN				REFERENCE NO. PD-01		
NOTE Unit Costs are an Average of Total Units				TOTAL UNITS 1,500		
<u>DEPARTMENT</u>	<u>POSITION</u>	<u>TYPE</u>	<u>UNIT TIME</u>	<u>UNIT COST</u>	<u>ANN. UNITS</u>	<u>TOTAL COST</u>
INFO MGMT-BUSINESS	CUST SVC REP III		0.50	\$37.48	1,500	\$56,220
		TYPE SUBTOTAL	0.50	\$37.48		\$56,220
		TOTALS	0.50	\$37.48		\$56,220

**CITY OF LONG BEACH
REVENUE AND COST SUMMARY WORKSHEET
FY 2021-2022**

SERVICE POLICE REPORT - TRAFFIC		REFERENCE NO. PD-02	
PRIMARY DEPARTMENT POLICE	UNIT OF SERVICE REPORT	SERVICE RECIPIENT 1602	
DESCRIPTION OF SERVICE Providing a copy of a Police traffic report on request.			
CURRENT FEE STRUCTURE \$24.40 per report			
<u>REVENUE AND COST COMPARISON</u>			
UNIT REVENUE:	\$24.40	TOTAL REVENUE:	\$366,000
UNIT COST:	\$54.23	TOTAL COST:	\$813,450
UNIT PROFIT (SUBSIDY):	\$(29.83)	TOTAL PROFIT (SUBSIDY):	\$(447,450)
TOTAL UNITS:	15,000	PCT. COST RECOVERY:	44.99%
SUGGESTED FEE FOR COST RECOVERY OF: 100% \$55 per report			

**CITY OF LONG BEACH
COST DETAIL WORKSHEET
FY 2021-2022**

SERVICE POLICE REPORT - TRAFFIC				REFERENCE NO. PD-02		
NOTE Unit Costs are an Average of Total Units				TOTAL UNITS 15,000		
<u>DEPARTMENT</u>	<u>POSITION</u>	<u>TYPE</u>	<u>UNIT TIME</u>	<u>UNIT COST</u>	<u>ANN. UNITS</u>	<u>TOTAL COST</u>
INFO MGMT-BUSINESS	CUST SVC REP II		0.25	\$15.16	15,000	\$227,400
INFO MGMT-INFO MGMT	CLERK TYPIST III		0.50	\$33.43	15,000	\$501,450
INFO MGMT-INFO MGMT	ADMIN AIDE II		0.08	\$5.64	15,000	\$84,600
TYPE SUBTOTAL			0.83	\$54.23		\$813,450
TOTALS			0.83	\$54.23		\$813,450

**CITY OF LONG BEACH
REVENUE AND COST SUMMARY WORKSHEET
FY 2021-2022**

SERVICE POLICE REPORT - ARREST RECORD		REFERENCE NO. PD-03	
PRIMARY DEPARTMENT POLICE	UNIT OF SERVICE REPORT	SERVICE RECIPIENT 1602	
DESCRIPTION OF SERVICE Processing a request for the local criminal history of an individual.			
CURRENT FEE STRUCTURE \$24.40 per report			
<u>REVENUE AND COST COMPARISON</u>			
UNIT REVENUE:	\$24.40	TOTAL REVENUE:	\$12,956
UNIT COST:	\$182.20	TOTAL COST:	\$96,748
UNIT PROFIT (SUBSIDY):	\$(157.80)	TOTAL PROFIT (SUBSIDY):	\$(83,792)
TOTAL UNITS:	531	PCT. COST RECOVERY:	13.39%
SUGGESTED FEE FOR COST RECOVERY OF: 100% \$180 per report			

**CITY OF LONG BEACH
COST DETAIL WORKSHEET
FY 2021-2022**

SERVICE POLICE REPORT - ARREST RECORD				REFERENCE NO. PD-03		
NOTE Unit Costs are an Average of Total Units				TOTAL UNITS 531		
<u>DEPARTMENT</u>	<u>POSITION</u>	<u>TYPE</u>	<u>UNIT TIME</u>	<u>UNIT COST</u>	<u>ANN. UNITS</u>	<u>TOTAL COST</u>
INFO MGMT-BUSINESS	CUST SVC REP III		0.25	\$18.74	531	\$9,951
INFO MGMT-INFO MGMT	CLERK TYPIST III		1.50	\$100.29	531	\$53,254
INFO MGMT-INFO MGMT	ADMIN AIDE II		0.25	\$17.62	531	\$9,356
GANG & VIOLENT-VICE	POLICE OFFICER		0.25	\$45.55	531	\$24,187
TYPE SUBTOTAL			2.25	\$182.20		\$96,748
TOTALS			2.25	\$182.20		\$96,748

**CITY OF LONG BEACH
REVENUE AND COST SUMMARY WORKSHEET
FY 2021-2022**

SERVICE POLICE REPORT - CRIME		REFERENCE NO. PD-04	
PRIMARY DEPARTMENT POLICE	UNIT OF SERVICE REPORT	SERVICE RECIPIENT 1602	
DESCRIPTION OF SERVICE Providing a copy of a Police crime report on request.			
CURRENT FEE STRUCTURE \$24.40 per report			
<u>REVENUE AND COST COMPARISON</u>			
UNIT REVENUE:	\$24.40	TOTAL REVENUE:	\$244,000
UNIT COST:	\$182.20	TOTAL COST:	\$1,822,000
UNIT PROFIT (SUBSIDY):	\$(157.80)	TOTAL PROFIT (SUBSIDY):	\$(1,578,000)
TOTAL UNITS:	10,000	PCT. COST RECOVERY:	13.39%
SUGGESTED FEE FOR COST RECOVERY OF: 100% \$180 per report Fee may be restricted under California PRA			

**CITY OF LONG BEACH
COST DETAIL WORKSHEET
FY 2021-2022**

SERVICE POLICE REPORT - CRIME				REFERENCE NO. PD-04		
NOTE Unit Costs are an Average of Total Units				TOTAL UNITS 10,000		
<u>DEPARTMENT</u>	<u>POSITION</u>	<u>TYPE</u>	<u>UNIT TIME</u>	<u>UNIT COST</u>	<u>ANN. UNITS</u>	<u>TOTAL COST</u>
INFO MGMT-BUSINESS	CUST SVC REP III		0.25	\$18.74	10,000	\$187,400
INFO MGMT-INFO MGMT	CLERK TYPIST III		1.50	\$100.29	10,000	\$1,002,900
INFO MGMT-INFO MGMT	ADMIN AIDE II		0.25	\$17.62	10,000	\$176,200
GANG & VIOLENT-VICE	POLICE OFFICER		0.25	\$45.55	10,000	\$455,500
TYPE SUBTOTAL			2.25	\$182.20		\$1,822,000
TOTALS			2.25	\$182.20		\$1,822,000

**CITY OF LONG BEACH
REVENUE AND COST SUMMARY WORKSHEET
FY 2021-2022**

SERVICE CLEARANCE LETTER		REFERENCE NO. PD-05	
PRIMARY DEPARTMENT POLICE	UNIT OF SERVICE LETTER	SERVICE RECIPIENT 1598	
DESCRIPTION OF SERVICE Processing and review of a request for a local background check and providing a letter with the results.			
CURRENT FEE STRUCTURE \$34 per letter			
<u>REVENUE AND COST COMPARISON</u>			
UNIT REVENUE:	\$34.00	TOTAL REVENUE:	\$6,800
UNIT COST:	\$96.31	TOTAL COST:	\$19,262
UNIT PROFIT (SUBSIDY):	\$(62.31)	TOTAL PROFIT (SUBSIDY):	\$(12,462)
TOTAL UNITS:	200	PCT. COST RECOVERY:	35.30%
SUGGESTED FEE FOR COST RECOVERY OF: 100% \$95 per letter			

**CITY OF LONG BEACH
COST DETAIL WORKSHEET
FY 2021-2022**

SERVICE CLEARANCE LETTER				REFERENCE NO. PD-05		
NOTE Unit Costs are an Average of Total Units				TOTAL UNITS 200		
<u>DEPARTMENT</u>	<u>POSITION</u>	<u>TYPE</u>	<u>UNIT TIME</u>	<u>UNIT COST</u>	<u>ANN. UNITS</u>	<u>TOTAL COST</u>
INFO MGMT-BUSINESS	CUST SVC REP III		0.25	\$18.74	200	\$3,748
INFO MGMT-INFO MGM1	POLICE RCRDS ADMNSTR		0.08	\$12.05	200	\$2,410
INFO MGMT-INFO MGM1	CLERK TYPIST III		0.98	\$65.52	200	\$13,104
TYPE SUBTOTAL			1.31	\$96.31		\$19,262
TOTALS			1.31	\$96.31		\$19,262

**CITY OF LONG BEACH
REVENUE AND COST SUMMARY WORKSHEET
FY 2021-2022**

SERVICE REPOSSESSION		REFERENCE NO. PD-06	
PRIMARY DEPARTMENT POLICE	UNIT OF SERVICE VEHICLE	SERVICE RECIPIENT 1603	
DESCRIPTION OF SERVICE Receipt and filing to the Police Department of repossession as required under Government Code 41612.			
CURRENT FEE STRUCTURE \$17 per vehicle			
<u>REVENUE AND COST COMPARISON</u>			
UNIT REVENUE:	\$15.00	TOTAL REVENUE:	\$15,000
UNIT COST:	\$17.62	TOTAL COST:	\$17,620
UNIT PROFIT (SUBSIDY):	\$(2.62)	TOTAL PROFIT (SUBSIDY):	\$(2,620)
TOTAL UNITS:	1,000	PCT. COST RECOVERY:	85.13%
SUGGESTED FEE FOR COST RECOVERY OF: 85% This fee is limited by State law \$15 per vehicle			

**CITY OF LONG BEACH
COST DETAIL WORKSHEET
FY 2021-2022**

SERVICE REPOSSESSION				REFERENCE NO. PD-06		
NOTE Unit Costs are an Average of Total Units				TOTAL UNITS 1,000		
<u>DEPARTMENT</u>	<u>POSITION</u>	<u>TYPE</u>	<u>UNIT TIME</u>	<u>UNIT COST</u>	<u>ANN. UNITS</u>	<u>TOTAL COST</u>
INFO MGMT-INFO MGMT	ADMIN AIDE II		0.25	\$17.62	1,000	\$17,620
		TYPE SUBTOTAL	0.25	\$17.62		\$17,620
		TOTALS	0.25	\$17.62		\$17,620

**CITY OF LONG BEACH
REVENUE AND COST SUMMARY WORKSHEET
FY 2021-2022**

SERVICE BOOKING FEES		REFERENCE NO. PD-07
PRIMARY DEPARTMENT POLICE	UNIT OF SERVICE BOOKED PRISONER	SERVICE RECIPIENT 1596
DESCRIPTION OF SERVICE Criminal Justice Administrative Booking Fees can be collected if the person is convicted of any criminal offense related to the arrest.		
CURRENT FEE STRUCTURE \$160 per booked prisoner		
<u>REVENUE AND COST COMPARISON</u>		
UNIT REVENUE:	\$9.62	TOTAL REVENUE:
UNIT COST:	\$244.28	TOTAL COST:
UNIT PROFIT (SUBSIDY):	\$(234.66)	TOTAL PROFIT (SUBSIDY):
TOTAL UNITS:	7,277	PCT. COST RECOVERY:
		3.94%
SUGGESTED FEE FOR COST RECOVERY OF: 6% \$245 per booked prisoner		

**CITY OF LONG BEACH
COST DETAIL WORKSHEET
FY 2021-2022**

SERVICE BOOKING FEES				REFERENCE NO. PD-07		
NOTE Unit Costs are an Average of Total Units				TOTAL UNITS 7,277		
<u>DEPARTMENT</u>	<u>POSITION</u>	<u>TYPE</u>	<u>UNIT TIME</u>	<u>UNIT COST</u>	<u>ANN. UNITS</u>	<u>TOTAL COST</u>
INFO MGMT-INFO MGM1		DOJ Fees	0.00	\$32.00	6,840	\$218,880
INFO MGMT-INFO MGM1		FBI Fees	0.00	\$17.00	6,840	\$116,280
GANG & VIOLENT-UNDE	POLICE OFFICER	Uncollected	0.43	\$78.05	6,840	\$533,862
JAIL-BOOKING DESK	CLERK TYPIST III	Uncollected	0.33	\$25.24	6,840	\$172,642
JAIL-BOOKING DESK	POLICE SERGEANT	Uncollected	0.18	\$43.52	6,840	\$297,677
JAIL-DETENTION	SPECIAL SVCS OFFICER III	Uncollected	0.50	\$48.47	6,840	\$331,535
TYPE SUBTOTAL			1.44	\$244.28		\$1,670,875
INFO MGMT-INFO MGM1		DOJ Fees	0.00	\$32.00	437	\$13,984
INFO MGMT-INFO MGM1		FBI Fees	0.00	\$17.00	437	\$7,429
GANG & VIOLENT-UNDE	POLICE OFFICER	Recoverable	0.43	\$78.05	437	\$34,108
JAIL-BOOKING DESK	CLERK TYPIST III	Recoverable	0.33	\$25.24	437	\$11,030
JAIL-BOOKING DESK	POLICE SERGEANT	Recoverable	0.18	\$43.52	437	\$19,018
JAIL-DETENTION	SPECIAL SVCS OFFICER III	Recoverable	0.50	\$48.47	437	\$21,181
TYPE SUBTOTAL			1.44	\$244.28		\$106,750
TOTALS			2.88	\$244.28		\$1,777,626

**CITY OF LONG BEACH
REVENUE AND COST SUMMARY WORKSHEET
FY 2021-2022**

SERVICE INMATE DETENTION		REFERENCE NO. PD-08	
PRIMARY DEPARTMENT POLICE	UNIT OF SERVICE DAY	SERVICE RECIPIENT	
DESCRIPTION OF SERVICE Daily detention cost at Long Beach's Type I facility, a local detention facility used for the detention of persons for not more than 96 hours, after booking. Housing capacity is 212 beds, operating 365 days per year.			
CURRENT FEE STRUCTURE N/A			
<u>REVENUE AND COST COMPARISON</u>			
UNIT REVENUE:	\$0.00	TOTAL REVENUE:	\$0
UNIT COST:	\$113.88	TOTAL COST:	\$8,812,034
UNIT PROFIT (SUBSIDY):	\$(113.88)	TOTAL PROFIT (SUBSIDY):	\$(8,812,034)
TOTAL UNITS:	77,380	PCT. COST RECOVERY:	0.00%
SUGGESTED FEE FOR COST RECOVERY OF: 0% \$115 per day			

**CITY OF LONG BEACH
COST DETAIL WORKSHEET
FY 2021-2022**

SERVICE INMATE DETENTION				REFERENCE NO. PD-08		
NOTE Unit Costs are an Average of Total Units				TOTAL UNITS 77,380		
<u>DEPARTMENT</u>	<u>POSITION</u>	<u>TYPE</u>	<u>UNIT TIME</u>	<u>UNIT COST</u>	<u>ANN. UNITS</u>	<u>TOTAL COST</u>
JAIL-BOOKING DESK	CLERK TYPIST III	Bal Of 7 Fte	0.12	\$8.96	77,380	\$693,325
JAIL-BOOKING DESK	POLICE SERGEANT	Bal Of 4 Fte	0.07	\$16.50	77,380	\$1,276,770
JAIL-COURT BAILIFFS	SPEC SVCS OFCR III	2 Fte	0.04	\$3.75	77,380	\$290,175
JAIL-COURT BAILIFFS	SPEC SVCS OFCR IV	1 Fte	0.02	\$1.87	77,380	\$144,701
JAIL-COURT BAILIFFS	SPECIAL SVCS OFFICER III	2 Fte	0.04	\$4.40	77,380	\$340,472
JAIL-DETENTION	SPEC SVCS OFCR III	7 Fte	0.15	\$15.25	77,380	\$1,180,045
JAIL-DETENTION	SPEC SVCS OFCR IV	4 Fte	0.08	\$8.06	77,380	\$623,683
JAIL-DETENTION	SPECIAL SVCS OFFICER III	18 Fte	0.32	\$30.68	77,380	\$2,374,018
JAIL-DETENTION	SPECIAL SVCS OFFICER IV	1 Fte	0.02	\$2.52	77,380	\$194,998
JAIL-DETENTION	NURSE II	2 Fte	0.04	\$5.37	77,380	\$415,531
JAIL-DETENTION	NURSE PRACTITIONER	1 Fte	0.02	\$3.28	77,380	\$253,806
JAIL-DETENTION		Vital Medical Svcs	0.00	\$9.05	77,380	\$700,289
JAIL-DETENTION TRANS	SPECIAL SVCS OFFICER III	2 Fte	0.04	\$4.19	77,380	\$324,222
		TYPE SUBTOTAL	0.97	\$113.88		\$8,812,034
TOTALS			0.97	\$113.88		\$8,812,034

**CITY OF LONG BEACH
REVENUE AND COST SUMMARY WORKSHEET
FY 2021-2022**

SERVICE INMATE MEALS		REFERENCE NO. PD-09	
PRIMARY DEPARTMENT POLICE	UNIT OF SERVICE DAY	SERVICE RECIPIENT	
DESCRIPTION OF SERVICE Daily meals for inmates, serving 212 inmates/beds 365 days per year.			
CURRENT FEE STRUCTURE N/A			
<u>REVENUE AND COST COMPARISON</u>			
UNIT REVENUE:	\$0.00	TOTAL REVENUE:	\$0
UNIT COST:	\$9.96	TOTAL COST:	\$770,705
UNIT PROFIT (SUBSIDY):	\$(9.96)	TOTAL PROFIT (SUBSIDY):	\$(770,705)
TOTAL UNITS:	77,380	PCT. COST RECOVERY:	0.00%
SUGGESTED FEE FOR COST RECOVERY OF: 0% \$10 per day			

**CITY OF LONG BEACH
COST DETAIL WORKSHEET
FY 2021-2022**

SERVICE INMATE MEALS				REFERENCE NO. PD-09		
NOTE Unit Costs are an Average of Total Units				TOTAL UNITS 77,380		
<u>DEPARTMENT</u>	<u>POSITION</u>	<u>TYPE</u>	<u>UNIT TIME</u>	<u>UNIT COST</u>	<u>ANN. UNITS</u>	<u>TOTAL COST</u>
JAIL-DETENTION	SPECIAL SVCS OFFICER III	3.75 Hrs/Day	0.02	\$1.71	77,380	\$132,320
JAIL-DETENTION		Meal Costs	0.00	\$8.25	77,380	\$638,385
		TYPE SUBTOTAL	0.02	\$9.96		\$770,705
		TOTALS	0.02	\$9.96		\$770,705

**CITY OF LONG BEACH
REVENUE AND COST SUMMARY WORKSHEET
FY 2021-2022**

SERVICE TOW TRUCK DRIVER - BIENNIAL		REFERENCE NO. PD-10	
PRIMARY DEPARTMENT POLICE	UNIT OF SERVICE PERMIT	SERVICE RECIPIENT 1611	
DESCRIPTION OF SERVICE Investigation of criminal and driving history for tow truck driver. Permit is valid for two years.			
CURRENT FEE STRUCTURE \$200 per permit			
<u>REVENUE AND COST COMPARISON</u>			
UNIT REVENUE:	\$200.00	TOTAL REVENUE:	\$3,600
UNIT COST:	\$154.72	TOTAL COST:	\$2,785
UNIT PROFIT (SUBSIDY):	\$45.28	TOTAL PROFIT (SUBSIDY):	\$815
TOTAL UNITS:	18	PCT. COST RECOVERY:	129.26%
SUGGESTED FEE FOR COST RECOVERY OF: 100% \$155 per permit			

**CITY OF LONG BEACH
COST DETAIL WORKSHEET
FY 2021-2022**

SERVICE TOW TRUCK DRIVER - BIENNIAL				REFERENCE NO. PD-10		
NOTE Unit Costs are an Average of Total Units				TOTAL UNITS 18		
<u>DEPARTMENT</u>	<u>POSITION</u>	<u>TYPE</u>	<u>UNIT TIME</u>	<u>UNIT COST</u>	<u>ANN. UNITS</u>	<u>TOTAL COST</u>
DEPUTY CHIEF-INVESTI	DEP CHIEF OF POLICE		0.08	\$26.74	18	\$481
DEPUTY CHIEF-CRIMIN	POLICE LIEUTENANT		0.08	\$20.73	18	\$373
GANG & VIOLENT-UNDE	POLICE COMMANDER		0.08	\$23.14	18	\$417
GANG & VIOLENT-VICE	CLERK TYPIST III		1.00	\$66.46	18	\$1,196
GANG & VIOLENT-VICE	POLICE SERGEANT		0.08	\$17.67	18	\$318
		TYPE SUBTOTAL	1.32	\$154.74		\$2,785
		TOTALS	1.32	\$154.72		\$2,785

**CITY OF LONG BEACH
REVENUE AND COST SUMMARY WORKSHEET
FY 2021-2022**

SERVICE TAXI OWNER - CORPORATION		REFERENCE NO. PD-11	
PRIMARY DEPARTMENT POLICE	UNIT OF SERVICE PERMIT	SERVICE RECIPIENT 1610	
DESCRIPTION OF SERVICE Investigation and review of ownership interest/financial transactions for a taxi corporation.			
CURRENT FEE STRUCTURE \$100 per permit			
<u>REVENUE AND COST COMPARISON</u>			
UNIT REVENUE:	\$100.00	TOTAL REVENUE:	\$500
UNIT COST:	\$121.60	TOTAL COST:	\$608
UNIT PROFIT (SUBSIDY):	\$(21.60)	TOTAL PROFIT (SUBSIDY):	\$(108)
TOTAL UNITS:	5	PCT. COST RECOVERY:	82.24%
SUGGESTED FEE FOR COST RECOVERY OF: 100% \$120 per permit			

**CITY OF LONG BEACH
COST DETAIL WORKSHEET
FY 2021-2022**

SERVICE TAXI OWNER - CORPORATION				REFERENCE NO. PD-11		
NOTE Unit Costs are an Average of Total Units				TOTAL UNITS 5		
<u>DEPARTMENT</u>	<u>POSITION</u>	<u>TYPE</u>	<u>UNIT TIME</u>	<u>UNIT COST</u>	<u>ANN. UNITS</u>	<u>TOTAL COST</u>
DEPUTY CHIEF-INVESTI	DEP CHIEF OF POLICE		0.08	\$26.74	5	\$134
DEPUTY CHIEF-CRIMIN	POLICE LIEUTENANT		0.08	\$20.73	5	\$104
GANG & VIOLENT-UNDE	POLICE COMMANDER		0.08	\$23.14	5	\$116
GANG & VIOLENT-VICE	CLERK TYPIST III		0.50	\$33.23	5	\$166
GANG & VIOLENT-VICE	POLICE SERGEANT		0.08	\$17.67	5	\$88
		TYPE SUBTOTAL	0.82	\$121.51		\$608
		TOTALS	0.82	\$121.60		\$608

**CITY OF LONG BEACH
REVENUE AND COST SUMMARY WORKSHEET
FY 2021-2022**

SERVICE TAXI OWNER - BIENNIAL		REFERENCE NO. PD-12	
PRIMARY DEPARTMENT POLICE	UNIT OF SERVICE PERMIT	SERVICE RECIPIENT 1609	
DESCRIPTION OF SERVICE Investigation of criminal and driving history and review of ownership interest/financial transactions of a taxi owner.			
CURRENT FEE STRUCTURE \$200 per permit			
<u>REVENUE AND COST COMPARISON</u>			
UNIT REVENUE:	\$200.00	TOTAL REVENUE:	\$11,800
UNIT COST:	\$154.75	TOTAL COST:	\$9,130
UNIT PROFIT (SUBSIDY):	\$45.25	TOTAL PROFIT (SUBSIDY):	\$2,670
TOTAL UNITS:	59	PCT. COST RECOVERY:	129.24%
SUGGESTED FEE FOR COST RECOVERY OF: 100% \$155 per permit			

**CITY OF LONG BEACH
COST DETAIL WORKSHEET
FY 2021-2022**

SERVICE TAXI OWNER - BIENNIAL				REFERENCE NO. PD-12		
NOTE Unit Costs are an Average of Total Units				TOTAL UNITS 59		
<u>DEPARTMENT</u>	<u>POSITION</u>	<u>TYPE</u>	<u>UNIT TIME</u>	<u>UNIT COST</u>	<u>ANN. UNITS</u>	<u>TOTAL COST</u>
DEPUTY CHIEF-INVESTI	DEP CHIEF OF POLICE		0.08	\$26.74	59	\$1,578
DEPUTY CHIEF-CRIMIN/	POLICE LIEUTENANT		0.08	\$20.73	59	\$1,223
GANG & VIOLENT-UNDE	POLICE COMMANDER		0.08	\$23.14	59	\$1,365
GANG & VIOLENT-VICE	CLERK TYPIST III		1.00	\$66.46	59	\$3,921
GANG & VIOLENT-VICE	POLICE SERGEANT		0.08	\$17.67	59	\$1,043
		TYPE SUBTOTAL	1.32	\$154.74		\$9,130
		TOTALS	1.32	\$154.75		\$9,130

**CITY OF LONG BEACH
REVENUE AND COST SUMMARY WORKSHEET
FY 2021-2022**

SERVICE TAXI OWNER - ADDL SHARE PURCHASE		REFERENCE NO. PD-13	
PRIMARY DEPARTMENT POLICE	UNIT OF SERVICE PERMIT	SERVICE RECIPIENT 1608	
DESCRIPTION OF SERVICE Review of ownership interest/financial transactions.			
CURRENT FEE STRUCTURE \$100 per permit			
<u>REVENUE AND COST COMPARISON</u>			
UNIT REVENUE:	\$100.00	TOTAL REVENUE:	\$100
UNIT COST:	\$122.00	TOTAL COST:	\$122
UNIT PROFIT (SUBSIDY):	\$(22.00)	TOTAL PROFIT (SUBSIDY):	\$(22)
TOTAL UNITS:	1	PCT. COST RECOVERY:	81.97%
SUGGESTED FEE FOR COST RECOVERY OF: 100% \$120 per permit			

**CITY OF LONG BEACH
COST DETAIL WORKSHEET
FY 2021-2022**

SERVICE TAXI OWNER - ADDL SHARE PURCHASE				REFERENCE NO. PD-13		
NOTE Unit Costs are an Average of Total Units				TOTAL UNITS 1		
<u>DEPARTMENT</u>	<u>POSITION</u>	<u>TYPE</u>	<u>UNIT TIME</u>	<u>UNIT COST</u>	<u>ANN. UNITS</u>	<u>TOTAL COST</u>
DEPUTY CHIEF-INVESTI	DEP CHIEF OF POLICE		0.08	\$26.74	1	\$27
DEPUTY CHIEF-CRIMIN/	POLICE LIEUTENANT		0.08	\$20.73	1	\$21
GANG & VIOLENT-UNDE	POLICE COMMANDER		0.08	\$23.14	1	\$23
GANG & VIOLENT-VICE	CLERK TYPIST III		0.50	\$33.23	1	\$33
GANG & VIOLENT-VICE	POLICE SERGEANT		0.08	\$17.67	1	\$18
TYPE SUBTOTAL			0.82	\$121.51		\$122
TOTALS			0.82	\$122.00		\$122

**CITY OF LONG BEACH
REVENUE AND COST SUMMARY WORKSHEET
FY 2021-2022**

SERVICE TAXI OWNER - ADDL PERSON ON APPLIC		REFERENCE NO. PD-14	
PRIMARY DEPARTMENT POLICE	UNIT OF SERVICE PERMIT	SERVICE RECIPIENT 1607	
DESCRIPTION OF SERVICE Investigation of criminal and driving history and review of ownership interest/financial transactions.			
CURRENT FEE STRUCTURE \$100 per permit			
<u>REVENUE AND COST COMPARISON</u>			
UNIT REVENUE: \$100.00		TOTAL REVENUE: \$100	
UNIT COST: \$122.00		TOTAL COST: \$122	
UNIT PROFIT (SUBSIDY): <u>\$(22.00)</u>		TOTAL PROFIT (SUBSIDY): <u>\$(22)</u>	
TOTAL UNITS: 1		PCT. COST RECOVERY: 81.97%	
SUGGESTED FEE FOR COST RECOVERY OF: 100% \$120 per permit			

**CITY OF LONG BEACH
COST DETAIL WORKSHEET
FY 2021-2022**

SERVICE TAXI OWNER - ADDL PERSON ON APPLIC				REFERENCE NO. PD-14		
NOTE Unit Costs are an Average of Total Units				TOTAL UNITS 1		
<u>DEPARTMENT</u>	<u>POSITION</u>	<u>TYPE</u>	<u>UNIT TIME</u>	<u>UNIT COST</u>	<u>ANN. UNITS</u>	<u>TOTAL COST</u>
DEPUTY CHIEF-INVESTI	DEP CHIEF OF POLICE		0.08	\$26.74	1	\$27
DEPUTY CHIEF-CRIMIN/	POLICE LIEUTENANT		0.08	\$20.73	1	\$21
GANG & VIOLENT-UNDE	POLICE COMMANDER		0.08	\$23.14	1	\$23
GANG & VIOLENT-VICE	CLERK TYPIST III		0.50	\$33.23	1	\$33
GANG & VIOLENT-VICE	POLICE SERGEANT		0.08	\$17.67	1	\$18
TYPE SUBTOTAL			0.82	\$121.51		\$122
TOTALS			0.82	\$122.00		\$122

**CITY OF LONG BEACH
REVENUE AND COST SUMMARY WORKSHEET
FY 2021-2022**

SERVICE TAXI DRIVER - BIENNIAL		REFERENCE NO. PD-15	
PRIMARY DEPARTMENT POLICE	UNIT OF SERVICE PERMIT	SERVICE RECIPIENT 1609	
DESCRIPTION OF SERVICE Investigation of criminal and driving history of taxi driver. Taxi permits are valid for two years.			
CURRENT FEE STRUCTURE \$200 per permit			
<u>REVENUE AND COST COMPARISON</u>			
UNIT REVENUE: \$200.00		TOTAL REVENUE: \$42,000	
UNIT COST: \$154.74		TOTAL COST: \$32,495	
UNIT PROFIT (SUBSIDY): \$45.26		TOTAL PROFIT (SUBSIDY): \$9,505	
TOTAL UNITS: 210		PCT. COST RECOVERY: 129.25%	
SUGGESTED FEE FOR COST RECOVERY OF: 100% \$155 per permit			

**CITY OF LONG BEACH
COST DETAIL WORKSHEET
FY 2021-2022**

SERVICE TAXI DRIVER - BIENNIAL				REFERENCE NO. PD-15		
NOTE Unit Costs are an Average of Total Units				TOTAL UNITS 210		
<u>DEPARTMENT</u>	<u>POSITION</u>	<u>TYPE</u>	<u>UNIT TIME</u>	<u>UNIT COST</u>	<u>ANN. UNITS</u>	<u>TOTAL COST</u>
DEPUTY CHIEF-INVESTI	DEP CHIEF OF POLICE		0.08	\$26.74	210	\$5,615
DEPUTY CHIEF-CRIMIN/	POLICE LIEUTENANT		0.08	\$20.73	210	\$4,353
GANG & VIOLENT-UNDE	POLICE COMMANDER		0.08	\$23.14	210	\$4,859
GANG & VIOLENT-VICE	CLERK TYPIST III		1.00	\$66.46	210	\$13,957
GANG & VIOLENT-VICE	POLICE SERGEANT		0.08	\$17.67	210	\$3,711
		TYPE SUBTOTAL	1.32	\$154.74		\$32,495
		TOTALS	1.32	\$154.74		\$32,495

**CITY OF LONG BEACH
REVENUE AND COST SUMMARY WORKSHEET
FY 2021-2022**

SERVICE PEDICAB DRIVER/OPERATOR - ANNUAL		REFERENCE NO. PD-16	
PRIMARY DEPARTMENT POLICE	UNIT OF SERVICE PERMIT	SERVICE RECIPIENT 1601	
DESCRIPTION OF SERVICE Investigation of criminal and driving history for a pedicab drive/operator.			
CURRENT FEE STRUCTURE \$100 per permit			
<u>REVENUE AND COST COMPARISON</u>			
UNIT REVENUE:	\$100.00	TOTAL REVENUE:	\$100
UNIT COST:	\$122.00	TOTAL COST:	\$122
UNIT PROFIT (SUBSIDY):	\$(22.00)	TOTAL PROFIT (SUBSIDY):	\$(22)
TOTAL UNITS:	1	PCT. COST RECOVERY:	81.97%
SUGGESTED FEE FOR COST RECOVERY OF: 100% \$120 per permit			

**CITY OF LONG BEACH
COST DETAIL WORKSHEET
FY 2021-2022**

SERVICE PEDICAB DRIVER/OPERATOR - ANNUAL				REFERENCE NO. PD-16		
NOTE Unit Costs are an Average of Total Units				TOTAL UNITS 1		
<u>DEPARTMENT</u>	<u>POSITION</u>	<u>TYPE</u>	<u>UNIT TIME</u>	<u>UNIT COST</u>	<u>ANN. UNITS</u>	<u>TOTAL COST</u>
DEPUTY CHIEF-INVESTI	DEP CHIEF OF POLICE		0.08	\$26.74	1	\$27
DEPUTY CHIEF-CRIMIN	POLICE LIEUTENANT		0.08	\$20.73	1	\$21
GANG & VIOLENT-UNDE	POLICE COMMANDER		0.08	\$23.14	1	\$23
GANG & VIOLENT-VICE	CLERK TYPIST III		0.50	\$33.23	1	\$33
GANG & VIOLENT-VICE	POLICE SERGEANT		0.08	\$17.67	1	\$18
		TYPE SUBTOTAL	0.82	\$121.51		\$122
		TOTALS	0.82	\$122.00		\$122

**CITY OF LONG BEACH
REVENUE AND COST SUMMARY WORKSHEET
FY 2021-2022**

SERVICE CANNABIS BACKGROUND INVESTIGATION		REFERENCE NO. PD-17	
PRIMARY DEPARTMENT POLICE	UNIT OF SERVICE OWNER/MANAGER	SERVICE RECIPIENT 3962	
DESCRIPTION OF SERVICE Background investigation for cannabis owner/manager.			
CURRENT FEE STRUCTURE \$160 per owner/manager			
<u>REVENUE AND COST COMPARISON</u>			
UNIT REVENUE:	\$150.00	TOTAL REVENUE:	\$37,500
UNIT COST:	\$121.51	TOTAL COST:	\$30,378
UNIT PROFIT (SUBSIDY):	<hr style="width: 100%;"/> \$28.49	TOTAL PROFIT (SUBSIDY):	<hr style="width: 100%;"/> \$7,122
TOTAL UNITS:	250	PCT. COST RECOVERY:	123.44%
SUGGESTED FEE FOR COST RECOVERY OF: 100% \$120 per permit			

**CITY OF LONG BEACH
COST DETAIL WORKSHEET
FY 2021-2022**

SERVICE CANNABIS BACKGROUND INVESTIGATION				REFERENCE NO. PD-17		
NOTE Unit Costs are an Average of Total Units				TOTAL UNITS 250		
<u>DEPARTMENT</u>	<u>POSITION</u>	<u>TYPE</u>	<u>UNIT TIME</u>	<u>UNIT COST</u>	<u>ANN. UNITS</u>	<u>TOTAL COST</u>
DEPUTY CHIEF-INVESTI	DEP CHIEF OF POLICE		0.08	\$26.74	250	\$6,685
DEPUTY CHIEF-CRIMIN	POLICE LIEUTENANT		0.08	\$20.73	250	\$5,183
GANG & VIOLENT-UNDE	POLICE COMMANDER		0.08	\$23.14	250	\$5,785
GANG & VIOLENT-VICE	CLERK TYPIST III		0.50	\$33.23	250	\$8,308
GANG & VIOLENT-VICE	POLICE SERGEANT		0.08	\$17.67	250	\$4,418
		TYPE SUBTOTAL	0.82	\$121.51		\$30,378
		TOTALS	0.82	\$121.51		\$30,378

**CITY OF LONG BEACH
REVENUE AND COST SUMMARY WORKSHEET
FY 2021-2022**

SERVICE CHARITABLE SOLICITATION		REFERENCE NO. PD-18	
PRIMARY DEPARTMENT POLICE	UNIT OF SERVICE PERMIT	SERVICE RECIPIENT 1614	
DESCRIPTION OF SERVICE Charitable organizations are charged for an investigation to verify legitimate tax-exempt status.			
CURRENT FEE STRUCTURE \$51 per permit			
<u>REVENUE AND COST COMPARISON</u>			
UNIT REVENUE:	\$51.00	TOTAL REVENUE:	\$4,692
UNIT COST:	\$62.20	TOTAL COST:	\$5,722
UNIT PROFIT (SUBSIDY):	\$(11.20)	TOTAL PROFIT (SUBSIDY):	\$(1,030)
TOTAL UNITS:	92	PCT. COST RECOVERY:	82.00%
SUGGESTED FEE FOR COST RECOVERY OF: 100% \$60 per permit			

**CITY OF LONG BEACH
COST DETAIL WORKSHEET
FY 2021-2022**

SERVICE CHARITABLE SOLICITATION				REFERENCE NO. PD-18		
NOTE Unit Costs are an Average of Total Units				TOTAL UNITS 92		
<u>DEPARTMENT</u>	<u>POSITION</u>	<u>TYPE</u>	<u>UNIT TIME</u>	<u>UNIT COST</u>	<u>ANN. UNITS</u>	<u>TOTAL COST</u>
GANG & VIOLENT-VICE	CLERK TYPIST III		0.67	\$44.53	92	\$4,097
GANG & VIOLENT-VICE	POLICE SERGEANT		0.08	\$17.67	92	\$1,626
		TYPE SUBTOTAL	0.75	\$62.20		\$5,722
		TOTALS	0.75	\$62.20		\$5,722

**CITY OF LONG BEACH
REVENUE AND COST SUMMARY WORKSHEET
FY 2021-2022**

SERVICE RUMMAGE SALE		REFERENCE NO. PD-19	
PRIMARY DEPARTMENT POLICE	UNIT OF SERVICE PERMIT	SERVICE RECIPIENT 1604	
DESCRIPTION OF SERVICE Processing applications/permits to hold rummage sales by a non-profit organization.			
CURRENT FEE STRUCTURE \$19.05 per permit			
<u>REVENUE AND COST COMPARISON</u>			
UNIT REVENUE:	\$19.05	TOTAL REVENUE:	\$762
UNIT COST:	\$39.60	TOTAL COST:	\$1,584
UNIT PROFIT (SUBSIDY):	\$(20.55)	TOTAL PROFIT (SUBSIDY):	\$(822)
TOTAL UNITS:	40	PCT. COST RECOVERY:	48.11%
SUGGESTED FEE FOR COST RECOVERY OF: 100% \$40 per permit			

**CITY OF LONG BEACH
COST DETAIL WORKSHEET
FY 2021-2022**

SERVICE RUMMAGE SALE				REFERENCE NO. PD-19		
NOTE Unit Costs are an Average of Total Units				TOTAL UNITS 40		
<u>DEPARTMENT</u>	<u>POSITION</u>	<u>TYPE</u>	<u>UNIT TIME</u>	<u>UNIT COST</u>	<u>ANN. UNITS</u>	<u>TOTAL COST</u>
GANG & VIOLENT-VICE	CLERK TYPIST III		0.33	\$21.93	40	\$877
GANG & VIOLENT-VICE	POLICE SERGEANT		0.08	\$17.67	40	\$707
		TYPE SUBTOTAL	0.41	\$39.60		\$1,584
		TOTALS	0.41	\$39.60		\$1,584

**CITY OF LONG BEACH
REVENUE AND COST SUMMARY WORKSHEET
FY 2021-2022**

SERVICE PAID SOLICITORS FEE		REFERENCE NO. PD-20	
PRIMARY DEPARTMENT POLICE	UNIT OF SERVICE SOLICITOR	SERVICE RECIPIENT 2850	
DESCRIPTION OF SERVICE Where paid solicitors are to be used, the person applying for a solicitation permit will furnish on forms prescribed by the Police Department, his/her photograph and fingerprints.			
CURRENT FEE STRUCTURE LiveScan fee			
<u>REVENUE AND COST COMPARISON</u>			
UNIT REVENUE:	\$0.00	TOTAL REVENUE:	\$0
UNIT COST:	\$0.00	TOTAL COST:	\$0
UNIT PROFIT (SUBSIDY):	\$0.00	TOTAL PROFIT (SUBSIDY):	\$0
TOTAL UNITS:	1	PCT. COST RECOVERY:	0.00%
SUGGESTED FEE FOR COST RECOVERY OF: 100% LiveScan fee			

**CITY OF LONG BEACH
COST DETAIL WORKSHEET
FY 2021-2022**

SERVICE PAID SOLICITORS FEE				REFERENCE NO. PD-20		
NOTE Unit Costs are an Average of Total Units				TOTAL UNITS 1		
<u>DEPARTMENT</u>	<u>POSITION</u>	<u>TYPE</u>	<u>UNIT TIME</u>	<u>UNIT COST</u>	<u>ANN. UNITS</u>	<u>TOTAL COST</u>
			0.00	\$0.00	0	\$0
		TYPE SUBTOTAL	0.00	\$0.00		\$0
		TOTALS	0.00	\$0.00		\$0

**CITY OF LONG BEACH
REVENUE AND COST SUMMARY WORKSHEET
FY 2021-2022**

SERVICE MASSAGE BUSINESS PERMIT		REFERENCE NO. PD-21	
PRIMARY DEPARTMENT POLICE	UNIT OF SERVICE BUSINESS	SERVICE RECIPIENT	
DESCRIPTION OF SERVICE Review police records of massage business within the City.			
CURRENT FEE STRUCTURE LiveScan fee			
<u>REVENUE AND COST COMPARISON</u>			
UNIT REVENUE:	\$0.00	TOTAL REVENUE:	\$0
UNIT COST:	\$33.00	TOTAL COST:	\$33
UNIT PROFIT (SUBSIDY):	<div style="border-top: 1px solid black;">\$(33.00)</div>	TOTAL PROFIT (SUBSIDY):	<div style="border-top: 1px solid black;">\$(33)</div>
TOTAL UNITS:	1	PCT. COST RECOVERY:	0.00%
SUGGESTED FEE FOR COST RECOVERY OF: 100% \$35 plus LiveScan fee			

**CITY OF LONG BEACH
COST DETAIL WORKSHEET
FY 2021-2022**

SERVICE MESSAGE BUSINESS PERMIT				REFERENCE NO. PD-21		
NOTE Unit Costs are an Average of Total Units				TOTAL UNITS 1		
<u>DEPARTMENT</u>	<u>POSITION</u>	<u>TYPE</u>	<u>UNIT TIME</u>	<u>UNIT COST</u>	<u>ANN. UNITS</u>	<u>TOTAL COST</u>
GANG & VIOLENT-VICE	CLERK TYPIST III		0.50	\$33.23	1	\$33
		TYPE SUBTOTAL	0.50	\$33.23		\$33
		TOTALS	0.50	\$33.00		\$33

**CITY OF LONG BEACH
REVENUE AND COST SUMMARY WORKSHEET
FY 2021-2022**

SERVICE BINGO PERMIT		REFERENCE NO. PD-22	
PRIMARY DEPARTMENT POLICE	UNIT OF SERVICE PERMIT	SERVICE RECIPIENT	
DESCRIPTION OF SERVICE Permitting and annual review of for-profit bingo operator.			
CURRENT FEE STRUCTURE LiveScan fee			
<u>REVENUE AND COST COMPARISON</u>			
UNIT REVENUE:	\$0.00	TOTAL REVENUE:	\$0
UNIT COST:	\$33.00	TOTAL COST:	\$33
UNIT PROFIT (SUBSIDY):	\$(33.00)	TOTAL PROFIT (SUBSIDY):	\$(33)
TOTAL UNITS:	1	PCT. COST RECOVERY:	0.00%
SUGGESTED FEE FOR COST RECOVERY OF: 100% \$35 plus LiveScan fee			

**CITY OF LONG BEACH
COST DETAIL WORKSHEET
FY 2021-2022**

SERVICE BINGO PERMIT				REFERENCE NO. PD-22		
NOTE Unit Costs are an Average of Total Units				TOTAL UNITS 1		
<u>DEPARTMENT</u>	<u>POSITION</u>	<u>TYPE</u>	<u>UNIT TIME</u>	<u>UNIT COST</u>	<u>ANN. UNITS</u>	<u>TOTAL COST</u>
GANG & VIOLENT-VICE	CLERK TYPIST III		0.50	\$33.23	1	\$33
		TYPE SUBTOTAL	0.50	\$33.23		\$33
		TOTALS	0.50	\$33.00		\$33

**CITY OF LONG BEACH
REVENUE AND COST SUMMARY WORKSHEET
FY 2021-2022**

SERVICE ACADEMY TRAINING FACIL		REFERENCE NO. PD-23	
PRIMARY DEPARTMENT POLICE	UNIT OF SERVICE HOUR	SERVICE RECIPIENT 3581	
DESCRIPTION OF SERVICE Government law enforcement agencies are charged direct costs for utilizing the Police Academy Range, Training and Classroom facilities. Direct costs include staffing, material and maintenance costs.			
CURRENT FEE STRUCTURE At cost			
<u>REVENUE AND COST COMPARISON</u>			
UNIT REVENUE:	\$0.00	TOTAL REVENUE:	\$0
UNIT COST:	\$0.00	TOTAL COST:	\$0
UNIT PROFIT (SUBSIDY):	\$0.00	TOTAL PROFIT (SUBSIDY):	\$0
TOTAL UNITS:	1	PCT. COST RECOVERY:	0.00%
SUGGESTED FEE FOR COST RECOVERY OF: 100% At cost			

**CITY OF LONG BEACH
COST DETAIL WORKSHEET
FY 2021-2022**

SERVICE ACADEMY TRAINING FACIL				REFERENCE NO. PD-23		
NOTE Unit Costs are an Average of Total Units				TOTAL UNITS 1		
<u>DEPARTMENT</u>	<u>POSITION</u>	<u>TYPE</u>	<u>UNIT TIME</u>	<u>UNIT COST</u>	<u>ANN. UNITS</u>	<u>TOTAL COST</u>
			0.00	\$0.00	0	\$0
		TYPE SUBTOTAL	0.00	\$0.00		\$0
		TOTALS	0.00	\$0.00		\$0

**CITY OF LONG BEACH
REVENUE AND COST SUMMARY WORKSHEET
FY 2021-2022**

SERVICE ELECTRONIC EXTRACTION FEE		REFERENCE NO. PD-24	
PRIMARY DEPARTMENT POLICE	UNIT OF SERVICE REQUEST	SERVICE RECIPIENT	
DESCRIPTION OF SERVICE Production of electronic record should the request require data compilation, extraction or programming.			
CURRENT FEE STRUCTURE Actual cost			
<u>REVENUE AND COST COMPARISON</u>			
UNIT REVENUE: \$0.00		TOTAL REVENUE: \$0	
UNIT COST: \$0.00		TOTAL COST: \$0	
UNIT PROFIT (SUBSIDY): \$0.00		TOTAL PROFIT (SUBSIDY): \$0	
TOTAL UNITS: 1		PCT. COST RECOVERY: 0.00%	
SUGGESTED FEE FOR COST RECOVERY OF: 100% Actual cost			

**CITY OF LONG BEACH
COST DETAIL WORKSHEET
FY 2021-2022**

SERVICE ELECTRONIC EXTRACTION FEE				REFERENCE NO. PD-24		
NOTE Unit Costs are an Average of Total Units				TOTAL UNITS 1		
<u>DEPARTMENT</u>	<u>POSITION</u>	<u>TYPE</u>	<u>UNIT TIME</u>	<u>UNIT COST</u>	<u>ANN. UNITS</u>	<u>TOTAL COST</u>
			0.00	\$0.00	0	\$0
		TYPE SUBTOTAL	0.00	\$0.00		\$0
		TOTALS	0.00	\$0.00		\$0

**CITY OF LONG BEACH
REVENUE AND COST SUMMARY WORKSHEET
FY 2021-2022**

SERVICE SPECIAL EVENT/FILMING		REFERENCE NO. PD-25	
PRIMARY DEPARTMENT POLICE	UNIT OF SERVICE EVENT	SERVICE RECIPIENT	
DESCRIPTION OF SERVICE Coordination of Police resources for a special event or filming within the City.			
CURRENT FEE STRUCTURE			
<u>REVENUE AND COST COMPARISON</u>			
UNIT REVENUE:	\$0.00	TOTAL REVENUE:	\$0
UNIT COST:	\$1,322,264.00	TOTAL COST:	\$1,322,264
UNIT PROFIT (SUBSIDY):	\$(1,322,264.00)	TOTAL PROFIT (SUBSIDY):	\$(1,322,264)
TOTAL UNITS:	1	PCT. COST RECOVERY:	0.00%
SUGGESTED FEE FOR COST RECOVERY OF: 0%			

**CITY OF LONG BEACH
COST DETAIL WORKSHEET
FY 2021-2022**

SERVICE SPECIAL EVENT/FILMING				REFERENCE NO. PD-25		
NOTE Unit Costs are an Average of Total Units				TOTAL UNITS 1		
<u>DEPARTMENT</u>	<u>POSITION</u>	<u>TYPE</u>	<u>UNIT TIME</u>	<u>UNIT COST</u>	<u>ANN. UNITS</u>	<u>TOTAL COST</u>
FIELD SUPPT-EVENT PL CLERK TYPIST III		1 Fte	1,639.00	\$127,710.88	1	\$127,711
FIELD SUPPT-EVENT PL POLICE OFFICER		3 Fte	4,944.00	\$837,315.84	1	\$837,316
FIELD SUPPT-EVENT PL POLICE SERGEANT		1 Fte	1,648.00	\$357,236.96	1	\$357,237
		TYPE SUBTOTAL	8,231.00	\$1,322,263.68		\$1,322,264
TOTALS			8,231.00	\$1,322,264.00		\$1,322,264

**CITY OF LONG BEACH
REVENUE AND COST SUMMARY WORKSHEET
FY 2021-2022**

SERVICE r/ EXCLUSIVE EVENT		REFERENCE NO. PD-26	
PRIMARY DEPARTMENT POLICE	UNIT OF SERVICE EVENT	SERVICE RECIPIENT 1599	
DESCRIPTION OF SERVICE Private and commercial entities are charged for investigation and drafting of permit conditions.			
CURRENT FEE STRUCTURE \$140 per event			
<u>REVENUE AND COST COMPARISON</u>			
UNIT REVENUE:	\$0.00	TOTAL REVENUE:	\$0
UNIT COST:	\$0.00	TOTAL COST:	\$0
UNIT PROFIT (SUBSIDY):	\$0.00	TOTAL PROFIT (SUBSIDY):	\$0
TOTAL UNITS:	0	PCT. COST RECOVERY:	0.00%
SUGGESTED FEE FOR COST RECOVERY OF: 100% This service is no longer needed and should be removed from the fee schedule			

**CITY OF LONG BEACH
COST DETAIL WORKSHEET
FY 2021-2022**

SERVICE r/ EXCLUSIVE EVENT				REFERENCE NO. PD-26		
NOTE Unit Costs are an Average of Total Units				TOTAL UNITS 0		
<u>DEPARTMENT</u>	<u>POSITION</u>	<u>TYPE</u>	<u>UNIT TIME</u>	<u>UNIT COST</u>	<u>ANN. UNITS</u>	<u>TOTAL COST</u>
			0.00	\$0.00	0	\$0
		TYPE SUBTOTAL	0.00	\$0.00		\$0
		TOTALS	0.00	\$0.00		\$0

**CITY OF LONG BEACH
REVENUE AND COST SUMMARY WORKSHEET
FY 2021-2022**

SERVICE r/ PD PROCESSING FEE		REFERENCE NO. PD-27	
PRIMARY DEPARTMENT POLICE	UNIT OF SERVICE PERMIT	SERVICE RECIPIENT 1612	
DESCRIPTION OF SERVICE Background investigation and permit processing.			
CURRENT FEE STRUCTURE \$165 per permit			
<u>REVENUE AND COST COMPARISON</u>			
UNIT REVENUE:	\$0.00	TOTAL REVENUE:	\$0
UNIT COST:	\$0.00	TOTAL COST:	\$0
UNIT PROFIT (SUBSIDY):	\$0.00	TOTAL PROFIT (SUBSIDY):	\$0
TOTAL UNITS:	0	PCT. COST RECOVERY:	0.00%
SUGGESTED FEE FOR COST RECOVERY OF: 100% This service is no longer needed and should be removed from the fee schedule			

**CITY OF LONG BEACH
COST DETAIL WORKSHEET
FY 2021-2022**

SERVICE r/ PD PROCESSING FEE				REFERENCE NO. PD-27		
NOTE Unit Costs are an Average of Total Units				TOTAL UNITS 0		
<u>DEPARTMENT</u>	<u>POSITION</u>	<u>TYPE</u>	<u>UNIT TIME</u>	<u>UNIT COST</u>	<u>ANN. UNITS</u>	<u>TOTAL COST</u>
			0.00	\$0.00	0	\$0
		TYPE SUBTOTAL	0.00	\$0.00		\$0
		TOTALS	0.00	\$0.00		\$0

**CITY OF LONG BEACH
REVENUE AND COST SUMMARY WORKSHEET
FY 2021-2022**

SERVICE r/ PROMOTER'S REGISTRAT CERTIF BOND		REFERENCE NO. PD-28	
PRIMARY DEPARTMENT POLICE	UNIT OF SERVICE BOND	SERVICE RECIPIENT 2852	
DESCRIPTION OF SERVICE At the time of filing the application applicant shall file, and if he is granted a promoter's registration certificate shall thereafter maintain, a bond approved as to sufficiency by the city manager and as to form by the city attorney.			
CURRENT FEE STRUCTURE \$6,225 per bond			
<u>REVENUE AND COST COMPARISON</u>			
UNIT REVENUE:	\$0.00	TOTAL REVENUE:	\$0
UNIT COST:	\$0.00	TOTAL COST:	\$0
UNIT PROFIT (SUBSIDY):	<div style="border-top: 1px solid black; border-bottom: 3px double black;">\$0.00</div>	TOTAL PROFIT (SUBSIDY):	<div style="border-top: 1px solid black; border-bottom: 3px double black;">\$0</div>
TOTAL UNITS:	0	PCT. COST RECOVERY:	0.00%
SUGGESTED FEE FOR COST RECOVERY OF: 100% This service is no longer needed and should be removed from the fee schedule			

**CITY OF LONG BEACH
COST DETAIL WORKSHEET
FY 2021-2022**

SERVICE r/ PROMOTER'S REGISTRAT CERTIF BOND				REFERENCE NO. PD-28		
NOTE Unit Costs are an Average of Total Units				TOTAL UNITS 0		
<u>DEPARTMENT</u>	<u>POSITION</u>	<u>TYPE</u>	<u>UNIT TIME</u>	<u>UNIT COST</u>	<u>ANN. UNITS</u>	<u>TOTAL COST</u>
			0.00	\$0.00	0	\$0
		TYPE SUBTOTAL	0.00	\$0.00		\$0
		TOTALS	0.00	\$0.00		\$0

**CITY OF LONG BEACH
REVENUE AND COST SUMMARY WORKSHEET
FY 2021-2022**

SERVICE r/ PROMOTER'S REGISTRATION CERTIFIC		REFERENCE NO. PD-29	
PRIMARY DEPARTMENT POLICE	UNIT OF SERVICE CERTIFICATE	SERVICE RECIPIENT 2851	
DESCRIPTION OF SERVICE Review of forms submitted for promoters of solicitation, and issuance of Promoters Registration Certificate.			
CURRENT FEE STRUCTURE \$31.80 per certificate			
<u>REVENUE AND COST COMPARISON</u>			
UNIT REVENUE:	\$0.00	TOTAL REVENUE:	\$0
UNIT COST:	\$0.00	TOTAL COST:	\$0
UNIT PROFIT (SUBSIDY):	\$0.00	TOTAL PROFIT (SUBSIDY):	\$0
TOTAL UNITS:	0	PCT. COST RECOVERY:	0.00%
SUGGESTED FEE FOR COST RECOVERY OF: 100% This service is no longer needed and should be removed from the fee schedule			

**CITY OF LONG BEACH
COST DETAIL WORKSHEET
FY 2021-2022**

SERVICE r/ PROMOTER'S REGISTRATION CERTIFIC				REFERENCE NO. PD-29		
NOTE Unit Costs are an Average of Total Units				TOTAL UNITS 0		
<u>DEPARTMENT</u>	<u>POSITION</u>	<u>TYPE</u>	<u>UNIT TIME</u>	<u>UNIT COST</u>	<u>ANN. UNITS</u>	<u>TOTAL COST</u>
			0.00	\$0.00	0	\$0
		TYPE SUBTOTAL	0.00	\$0.00		\$0
		TOTALS	0.00	\$0.00		\$0

**CITY OF LONG BEACH
REVENUE AND COST SUMMARY WORKSHEET
FY 2021-2022**

SERVICE r/ SECTION 8 BACKGROUND CHECK		REFERENCE NO. PD-30	
PRIMARY DEPARTMENT POLICE	UNIT OF SERVICE INVESGIGATION	SERVICE RECIPIENT 1605	
DESCRIPTION OF SERVICE Housing Authority is charged for background checks of applicants for Section 8 housing.			
CURRENT FEE STRUCTURE \$31.80 per investigation			
<u>REVENUE AND COST COMPARISON</u>			
UNIT REVENUE:	\$0.00	TOTAL REVENUE:	\$0
UNIT COST:	\$0.00	TOTAL COST:	\$0
UNIT PROFIT (SUBSIDY):	\$0.00	TOTAL PROFIT (SUBSIDY):	\$0
TOTAL UNITS:	0	PCT. COST RECOVERY:	0.00%
SUGGESTED FEE FOR COST RECOVERY OF: 100% This service is no longer needed and should be removed from the fee schedule			

**CITY OF LONG BEACH
COST DETAIL WORKSHEET
FY 2021-2022**

SERVICE r/ SECTION 8 BACKGROUND CHECK				REFERENCE NO. PD-30		
NOTE Unit Costs are an Average of Total Units				TOTAL UNITS 0		
<u>DEPARTMENT</u>	<u>POSITION</u>	<u>TYPE</u>	<u>UNIT TIME</u>	<u>UNIT COST</u>	<u>ANN. UNITS</u>	<u>TOTAL COST</u>
			0.00	\$0.00	0	\$0
		TYPE SUBTOTAL	0.00	\$0.00		\$0
		TOTALS	0.00	\$0.00		\$0

**Cost of Services Study
for the
City of Long Beach
Fire Department
MARCH 2023**



Prepared by:
Revenue & Cost Specialists, LLC

1519 E Chapman Ave, Ste C

Fullerton, CA 92831

www.revenuecost.com

(714) 992-9020

TABLE OF CONTENTS

TABLE OF CONTENTS.....	3
EXECUTIVE SUMMARY	5
CHAPTER I BACKGROUND OF STUDY	9
Financing Adjustments Pursuant to Proposition 4	10
Desirability of Direct Relationship between Payment and Service	10
Impact of Propositions 4, 13, 26, and 218	11
Text Topics.....	12
CHAPTER II IDENTIFYING AND COSTING SERVICE CENTERS	13
Identifying Service Centers	13
Resultant Service Centers	14
Types of Costs.....	14
Fully Allocated Hourly Rates.....	17
CHAPTER III OVERVIEW OF SERVICE REVENUES MATCHED AGAINST COSTS	19
Accounting for All Revenues – Fees and Taxes	19
Personal Choice versus Community Supported Services	23
Policy Review Information.....	24
Result of Acceptance of Fee Suggestions.....	24
CHAPTER IV SERVICE REVENUE RECOMMENDATIONS	27
Service Groups	27
General Commentary on Chapter Tables	28
Fire Prevention Services	29
Fire CUPA Services	32
Fire Operations Services	33
Fire Administration/Support Services.....	34
Summary of Personal Choice Services.....	35
CHAPTER V CONCLUSION	37
Elimination of Subsidies.....	37
Issues Involved.....	37
Addressing of Issues by City Council.....	37
Conclusion.....	38

APPENDIX A - SUMMARY OF CURRENT FEES AND PROPOSED FEES

APPENDIX B - REVENUE AND COST SUMMARY WORKSHEETS MATCHED WITH COST DETAIL WORKSHEETS

THIS PAGE INTENTIONALLY BLANK

EXECUTIVE SUMMARY

The City of Long Beach selected Revenue and Cost Specialists (RCS) to perform a comprehensive and detailed analysis of the Fire Department's fee-based services. Due to the various demands made of the City, it is essential that the City Council and management have complete information upon which to assess fees charged to the public for services provided as well as alternate, and more equitable, ways to finance City services provided to the community.

Based on data presented in this report, the City Council can better respond to the limits on tax revenues available to the City as well as the constant demand for higher and more operational services and capital improvements. Due to demands made of the City, it is essential that the Council and City management have additional information upon which to assist in charting a future financial course that will preserve the quality of life which its citizens have come to expect.

Systematic and Documented Approach. This analysis was designed to provide the City with a systematic and documented approach to understand, control, and recapture the costs which are forced on it by normal service demands, growth and general economic inflation.

Constitutional Methodology. The methodology used for this analysis is the "costs reasonably borne" test established by Section 8(c) of Proposition 4, now Article XIII B of the California Constitution and Proposition 26. In following that process, RCS has analyzed the ways in which City services can be financed more equitably to assure the City's future financial viability.

Full Business Costs Determined. The methodology followed by both the Authors of Proposition 4, and consequently by RCS, determines the full business cost of providing the reported City services. It also identifies the beneficiaries of those services and determines if they are paying in relationship to benefits derived or if they are deserving of a subsidy paid from the taxes paid by all local citizens and businesses. Thus, the City Council will have full knowledge of costs which are actually occurring.

Financial Integrity Established. This report summarizes the work accomplished and presents recommendations. These recommendations, if implemented, would establish the financial integrity of the analyzed City services and would establish a continuing cost control system following the business principles which are generally espoused for government, but often are ignored in application.

Identifying Service Centers

There are three basic steps in the process used by RCS. The first step is to identify the services offered by the City. Next, the service costs are calculated. Finally, the revenue currently received is matched to the cost of providing the service to determine if there is a subsidy from taxes.

Refinement Process. In a series of meetings held with City staff, department by department, we developed a list of services, and then allocated staff time to the appropriate services. This service time was refined over the course of these meetings until all available staff time was allocated and represented an accurate allocation.

Personal Choice versus Community Supported Services

Personal Choice Services are those offered to identifiable customers at a measured level. They are also services that can be withheld for non-payment. These services are not precisely likened to fee-based services to the extent that policy makers may have decided to subsidize them in full or part. These services are distinguished from Community Supported Services that carry an implicit requirement and rationale for setting a level of subsidization typically based on social, safety or general community welfare.

Summary of Results

If all the recommendations and suggestions made in this Report are adopted, the City would increase cost recovery by **\$5,095,424** on an annual basis. By taking such actions, far more equity between taxpayers and fee-payers would be gained, and the City's financial picture would be improved.

Policy Review Information

As the Council conducts its policy review of each of the revenue-cost match-ups, it should refer to Appendix A and also to the text in Chapter IV to assist in that review.

The policy review should assess the tax revenues used to subsidize each service and address the following options available to the City for each service center:

1. Reduce costs and thereby the tax subsidy by reducing the level of service or restructuring the service to provide it differently.
2. Adjust or institute a fee or charge to recover all of the "costs reasonably borne".
3. Eliminate a tax subsidy to another "less deserving" service to utilize the taxes in order to provide this service.

Result of Acceptance of Fee Suggestions

If the suggestions in Chapter IV and in the fee recommendations in Appendix A are adopted in full then a significant amount of added revenues will be available to the City, which would provide taxpayer equity. Most of these new revenues will be from fee increases to replace tax monies used to make up the difference between fees collected and costs incurred in providing the services, which will then be available for those services which can only be funded from taxes.

These tax "diversions" are the now-documented tax subsidies to potentially self-supporting City services. Thus, additional monies could be made available for police services, infrastructure maintenance, and other City services which are not generally conducive to service charges, thereby achieving much closer equity between benefits and associated payments.

Policy Guidance. More importantly, the Council would be able to make its decisions based on business principles as much as is possible.

Understanding of Equitable Charging for Government. The City Council now has to assist its constituents to understand that under the California Constitution the intent is that:

- Taxes finance services for which there is no alternative way to finance them.
- Service charges should be utilized to finance those things for which benefits can be determined.
- Beneficiaries of such services be charged in direct relationship to the benefits derived.

THIS PAGE INTENTIONALLY BLANK

CHAPTER I

BACKGROUND OF STUDY

The City of Long Beach selected Revenue and Cost Specialists (RCS) to perform a comprehensive and detailed analysis of the Fire Department's fee-based services. Due to the various demands made of the City, it is essential that the City Council and management have complete information upon which to assess fees charged to the public for services provided as well as alternate, and more equitable, ways to finance City services provided to the community.

Based on data presented in this report, the City Council can better respond to the limits on tax revenues available to the City as well as the constant demand for higher and more operational services and capital improvements. Due to demands made of the City, it is essential that the Council and City management have additional information upon which to assist in charting future financial course that will preserve the quality of life which its citizens have come to expect.

Systematic and Documented Approach. This analysis was designed to provide the City with a systematic and documented approach to understand, control, and recapture the costs which are forced on it by normal service demands, growth and general economic inflation.

Constitutional Methodology. The methodology used for this analysis is the "costs reasonably borne" test established by Section 8(c) of Proposition 4, now Article XIII B of the California Constitution and Proposition 26. In following that process, RCS has analyzed the ways in which City services can be financed more equitably to assure the City's future financial viability.

Full Business Costs Determined. The methodology followed by both the Authors of Proposition 4, and consequently by RCS, determines the full business cost of providing the reported City services. It also identifies the beneficiaries of those services and determines if they are paying in relationship to benefits derived or if they are deserving of a subsidy paid from the taxes paid by all local citizens and businesses. Thus, the City Council will have full knowledge and cannot ignore costs which are actually occurring.

Financial Integrity Established. This text summarizes the work accomplished and presents recommendations. These recommendations, if implemented, would firmly establish the financial integrity of the analyzed City services and would establish a continuing cost control system following the business principles which are generally espoused for government, but often are ignored in application.

Financing Adjustments Pursuant to Proposition 4

Proposition 4, which is more commonly referred to as the "Gann Spirit of 13 'Let's Finish the Job' Initiative", was adopted by 74.3% of the voters of California on November 6, 1979. It became effective on July 1, 1980, retroactive to Fiscal Year 1978-1979. Statutes clarifying certain provisions of the Proposition, which is now Article XIII B of the California Constitution, became effective January 1, 1981.

This report provides data to the City for reviewing the reported fee-financed services based on full-costing information and for implementing the "costs reasonably borne" provision of this Constitutional Article, within presently known legal parameters and the authors' pronounced and published intent.

Adjustments to Financing. As a result of this analysis, the City now possesses the basis for making necessary adjustments to its methods of financing services for those services reported on herein. It can achieve a more equitable and fair mix for financing those services and capital needs, using taxes and service charges, in the direction pointed by passage of Article XIII B, and the business methodologies inherent in that Article.

It should be remembered from the start that taxes are now limited and controlled, and therefore the capability of using these taxes to subsidize "special" services which are wholly or partially fee-financed is also limited.

The "Costs Reasonably Borne" Test. The "costs reasonably borne" process as envisioned by the Authors of Proposition 4 implies a direct relationship between payment of fees and charges and receipt of services. It also implies the use of taxes for financing those governmental activities which humanely and properly cannot be financed other than by taxes.

Desirability of Direct Relationship between Payment and Service

This direct fee-for-service and tax equity relationship does not exist when tax monies are used to subsidize services which are received by only a small portion of the taxpaying public or by non-residents. A major underlying goal of this project is to provide information and guidance to the Council on how the City can continue as a viable financial entity, finance the services and facilities that its citizens and business enterprises have come to expect, and yet in the long run be able to live within the limits imposed by Article XIII B and Propositions 13 and 218.

At the same time, the City can in great part re-establish basic fairness and equity between users of City services and those who pay for them and control those costs on a continuing basis.

Impact of Propositions 4, 13, 26, and 218

Initiative 4 of November 1979, coupled with its immediate predecessor -- Proposition 13 of a year earlier -- wrought the greatest changes in California governmental financing in a century. Proposition 218, passed in 1996 and becoming Articles XIII C & D, further limited local governments' revenue source options. Those propositions have had, and will continue to have, a profound effect on California governments.

Effects on the City. One effect of these propositions has been a constant search for new revenue sources to finance services required by the City. However, at the same time, State and Federal program revenues continue to decrease. Consequently, the City faces the prospect of declining revenue with which to fund City services.

Costs Exceeding Revenues. The full costs of delivering the City's defined fee-financed services -- as defined in business terms by the authors of Article XIII B, and as applied by the business methods of this analysis as based on that Constitutional Article -- are running at an annual rate beyond current or expected fee revenues. The result is the diversion of tax monies or revenues from other service areas within an enterprise fund to make up the difference between fee revenues collected and full business costs incurred.

Variety of Equitable Revenue Sources. This analysis presents a wide variety of ways in which revenue can surely and legally be raised and as important, more equitably raised than at present. The amount of new revenues to be raised is dependent upon the Council's determination of the level of support for essential services.

Proposition 26. With the passage of Proposition 26 in 2010, these principles were codified with some changes. Article XIII C of the State Constitution was amended to formally declare that fees are not considered taxes if they do not exceed the reasonable costs of the service. Some of the types of services for which reasonable fees are allowable are:

- (1) A charge imposed for a specific benefit conferred or privilege granted directly to the payor that is not provided to those not charged, and which does not exceed the reasonable costs to the local government of conferring the benefit or granting the privilege.
- (2) A charge imposed for a specific government service or product provided directly to the payor that is not provided to those not charged, and which does

not exceed the reasonable costs to the local government of providing the service or product.

- (3) A charge imposed for the reasonable regulatory costs to a local government for issuing licenses and permits, performing investigations, inspections, and audits, enforcing agricultural marketing orders, and the administrative enforcement and adjudication thereof.

Article XIII C also provides that a local government agency must demonstrate that the amount of revenue to be generated by a fee is no more than necessary to cover the reasonable costs of the governmental activity supported by the fee, and that the manner in which those costs are allocated to a payor bear a fair or reasonable relationship to the payor's burdens on, or benefits received from, the governmental activity. This Report was prepared in accordance with these principles.

Text Topics

The remaining Chapters of this text address the following topics:

- II. Identifying and Costing Service Centers
- III. Overview of Service Revenues Matched Against Costs
- IV. Service Revenue Recommendations
- V. Conclusion

CHAPTER II

IDENTIFYING AND COSTING SERVICE CENTERS

There are three basic steps in the process used by RCS. The first step is to identify the services offered by the City. Next, the service costs are calculated. Finally, the revenue currently received is matched to the cost of providing the service to determine if there is a subsidy from taxes. This chapter covers the first two steps and Chapter III shows the match-up of revenues and costs.

Identifying Service Centers

Two techniques were utilized to identify the service centers for which revenue and cost data were gathered and around which the service cost analysis of this Report is built.

Revenue Analysis

The first technique involved gathering revenue information for the 2022 Fiscal Year, and then updating and revising the budget estimates for the same revenue sources for this fiscal year.

Budgets and Financial Reports Used. The Budget for the 2022 Fiscal Year was secured and analyzed. Budgeted and received revenues for all fee-supported services were extracted from those reports, where such information was available.

Division of Revenue Sources. RCS has divided services into far smaller "service centers" than the City has traditionally designated.

Service Center Identification

The second technique involved several scheduled meetings with City staff to identify each type of service being provided with or without charge.

Refinement Process. In a series of meetings held with City staff, department by department, we developed a list of services, and then allocated staff time to the appropriate services. This service time was refined over the course of these meetings until all available staff time was allocated and represented an accurate allocation.

Resultant Service Centers

"Service Center" Defined. The "service revenue" -- fee or charge for a service -- and the related "service cost" comprise a "service center". Each service center has a unique "Revenue and Cost Summary Worksheet" and a matching "Cost Detail Worksheet", which are found in Appendix B of this Report. These "Service Center Worksheets" are matched to one another on facing pages.

Types of Costs

The following costs, identified above as part of "costs reasonably borne" by the Authors of Proposition 4, make up the cost detail found on the right-hand page in Appendix B for each service center.

Salaries and Wages

City government is in fact a service industry, and therefore, it is natural that salaries make up the largest single element of cost for most services.

Interview Process. In order to allocate the salaries, lengthy interviews were held, documents sought and researched, and reports and accounting records examined by RCS. The result was a percentage or hours distribution of individual employee personal services costs.

One hundred percent of the time of all City employees was distributed across the applicable service centers. This study did not provide operational assessments or recommendations for improvements to services.

Employee Fringe Benefits

Since fractional time -- to as low as three minutes per unit of service or one-twentieth of a percent of the annual time of an employee has been allocated to service centers, fringe benefit costs also must be fractionalized to carefully and accurately distribute those ancillary personnel costs.

The City finances numerous benefits for its employees, thereby incurring measurable costs for these items, including:

- PERS/PARS Retirement
- Health Benefits
- Social Security/Medicare Insurance

- Payroll/Post-Employment Benefits
- Workers Compensation Insurance

All of these costs are current operating expenses, and the amounts were isolated. Actual costs were determined and reduced to a percentage of salary for each of the positions.

Available Work-Hours. After the individual elements of cost for positions was compiled, the total cost for each position was divided by the number of available work-hours. Available work hours were calculated as the total possible work-hours in a year, 2,080, less the following away-from-work benefit hours:

- Holidays
- Vacations
- Personal Leave
- Sick Leave
- Morning/Afternoon Breaks
- Start Up/Down Time

Maintenance and Operation Costs

All maintenance and operation costs, including non-personnel expenses such as professional services, insurance, operating supplies etc., were derived from the current year Council-approved budget and allocated via percentages or through actual allocation to each of the service centers identified in a department or division.

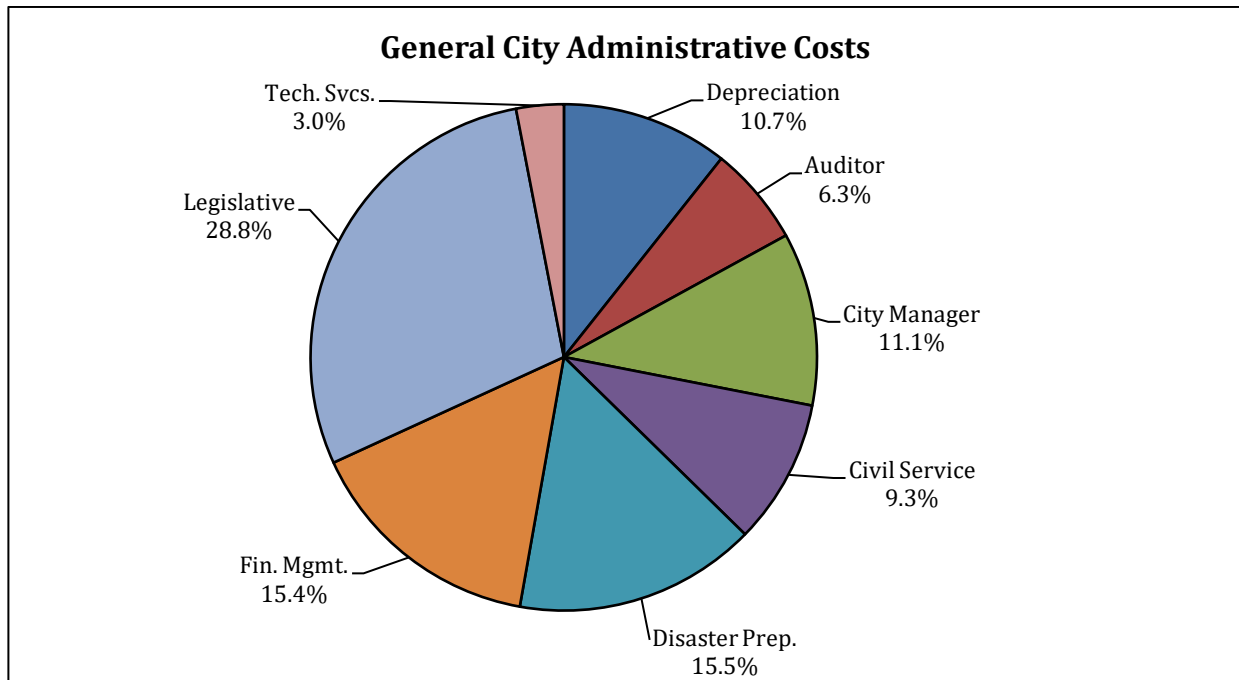
General and Departmental Overhead Costs

Overhead costs provide the vital glue that holds an organization together operationally and provide important coordinating capabilities. They also provide the day-to-day support services and facilities required for the organization to function effectively. RCS has used a detailed Cost Allocation Plan (CAP) provided by the City to identify and allocate these costs to the remainder of the City organization. In the CAP, costs were allocated to end-user departments and divisions by applying an agreed-upon overhead allocation factor. Each factor was related to the work effort of its particular overhead element and was assessed for relevance and reasonableness.

Full Cost Distribution. The purpose of deriving overhead costs to apportion these amounts to direct service program costs. By adopting this method, the City will be aware of its true costs and be able to emulate business methods. Article XIII B's (Proposition 4 of 1979) authors intended this, defining as part of "costs reasonably borne" a calculated "reasonable allocation for overhead and administration."

General City Overhead. These services primarily set policy and support other departments without providing a deliverable service to the public. Where they do perform an end-user service, such costs have not been allocated to other departments. The Citywide Indirect Cost Plan was used to determine these allocations.

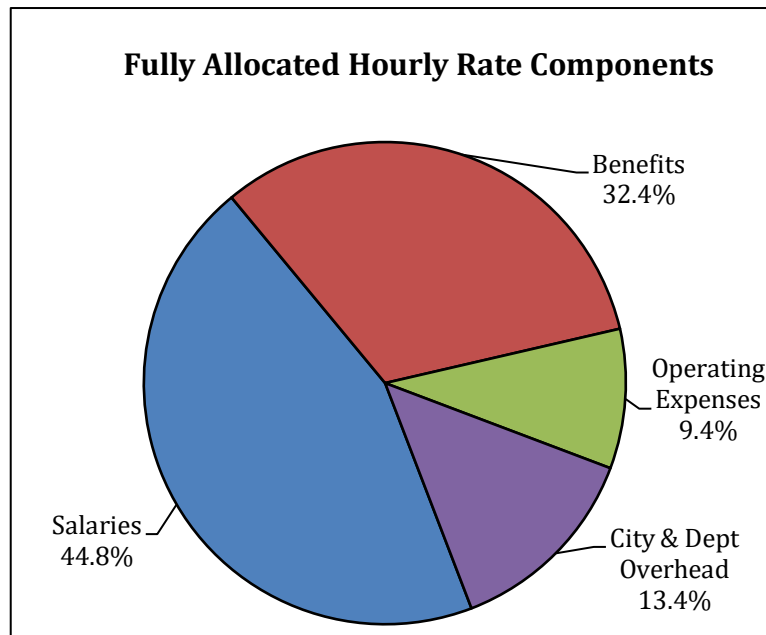
Costs in this general administration category City-wide include the following functions:



Departmental Administration. Costs in this category involve intra-departmental support functions, outside the above listed general City overhead functions, and involve the allocation of staff time within and among departmental functions. These services also do not provide end-user deliverables to the public, but instead provide vital administrative support within specific departments.

Fully Allocated Hourly Rates

All of the above items make up the fully allocated hourly rate which is calculated for each position in the Fire Department. The makeup of each component of the Department-wide average fully allocated hourly rate is detailed in the chart below.



THIS PAGE INTENTIONALLY BLANK

CHAPTER III

OVERVIEW OF SERVICE REVENUES MATCHED AGAINST COSTS

In the last chapter the method of calculating the costs for all City services was identified. This chapter begins with a Summary that itemizes the revenues and costs by service center. Then, an overview is presented of what will be presented in the following chapter, which shows that there is no one solution to the City's financial challenge.

Accounting for All Revenues – Fees and Taxes

Local government funding comes from a multitude of revenue sources such as taxes, fines, grants, use of property, user fees, utility rates, etc. Our Study focuses on the relationship between fees and taxes. As an example, Fireworks Outside Public Display Permit (FD-001) in the following schedule estimates the full costs at \$4,550. These expenses are offset by current fee revenues of \$1,250, and tax revenues of \$3,300 must pay for the remaining. This subsidy can be eliminated by raising the relevant fees. To the extent that the fees are NOT increased, general City taxes paid by all taxpayers are the only alternative revenue source.

**CITY OF LONG BEACH – FIRE
SUMMARY OF FEE SERVICES AND CURRENT FINANCING
FISCAL YEAR 2021-22**

SCHEDULE 1

REF# (1)	SERVICE (2)	TOTAL SERVICE COST (3)	RESOURCES USED TO FINANCE SERVICE	
			FEES (4)	TAXES (5)
FD-001	FIREWORKS OUTSIDE PUBLIC DISPLAY	\$4,550	\$1,250	\$3,300
FD-002	BLASTING OPERATIONS	\$922	\$745	\$177
FD-003	SPECIAL EVENTS PLAN CHECK & INSPECT	\$734,955	\$43,926	\$691,029
FD-004	TENTS AND AIR-SUPPORTED STRUCTURES	\$16,835	\$10,050	\$6,785
FD-005	BOWLING PIN OR ALLEY REFINISHING	\$455	\$410	\$45
FD-006	FUMIGATION AND INSECTICIDE	N/A	N/A	N/A
FD-007	HOT AIR BALLOON	\$455	\$410	\$45
FD-008	HELISTOP	\$683	\$410	\$273
FD-009	FLOOR FINISH	\$455	\$410	\$45
FD-010	LIQUID GAS OR FUELED VEHICLES	\$455	\$410	\$45
FD-011	OPEN BURNING/FLAME	\$910	\$400	\$510
FD-012	RECREATIONAL FIRE	\$910	\$410	\$500
FD-013	FIRE/FLAME PERFORMER	\$1,365	\$0	\$1,365
FD-015	TENT/AIR-SUPP STRUCT W/SPEC EVENT	\$50,505	\$9,992	\$40,513
FD-016	PYROTECHICAL SPECIAL EFFECTS	\$1,820	\$255	\$1,565
FD-017	PRODUCTION FACILITIES	\$910	\$400	\$510

REF# (1)	SERVICE (2)	TOTAL SERVICE COST (3)	RESOURCES USED TO FINANCE SERVICE	
			FEES (4)	TAXES (5)
FD-018	CARNIVAL AND FAIRS	\$1,113	\$410	\$703
FD-019	DRONE OPERATION PERMIT	\$910	\$0	\$910
FD-100	GENERAL USE PERMIT AND CERTIFICATES	\$111,712	\$106,660	\$5,052
FD-101	TIRE RECAPPING/REBUILDING PLANT	\$430	\$410	\$20
FD-102	WASTE HANDLING-AUTO WRECKING,JUNK	\$430	\$410	\$20
FD-103	CELLULOSE NITRATE-PLASTIC STORAGE	\$430	\$410	\$20
FD-104	COMBUSTIBLE FIBERS/MATERIALS	\$2,148	\$2,050	\$98
FD-105	COMPRESSED GAS	\$48,230	\$46,195	\$2,035
FD-106	CRYGENIC FLUIDS	\$7,304	\$6,970	\$334
FD-107	EXPLOSIVES	\$1,289	\$1,398	(\$109)
FD-108	FLAMABLE FINISHES	\$22,772	\$21,730	\$1,042
FD-110	FLAMABLE LIQUIDS - CLASS 1 & 2	\$147,803	\$141,040	\$6,763
FD-111	FLAMABLE LIQUIDS - ABOVE GROUND	\$18,905	\$8,800	\$10,105
FD-112	OPERATE TANK VEHICLES AND SIMILAR	\$7,734	\$8,940	(\$1,206)
FD-113	FUMIGATION AND INSECTICIDE	\$644	\$625	\$19
FD-114	GARAGES-MOTOR VEHICLE REPAIR	\$117,297	\$74,620	\$42,677
FD-115	HAZ MAT CORROSIVES	\$45,974	\$27,285	\$18,689
FD-116	HAZ MAT OXIDIZING MATERIALS	\$17,186	\$10,200	\$6,986
FD-117	HAZ MAT ORGANIC PEROXIDES	\$644	\$410	\$234
FD-118	HAZ MAT HIGHLY TOXIC MATERIALS	\$1,289	\$820	\$469
FD-119	HAZ MAT TOXIC MATERIALS	\$644	\$255	\$389
FD-120	HAZ MAT PYROPHORIC MATERIALS	\$644	\$255	\$389
FD-121	HAZ MAT UNSTABLE REACTIVE MATERIALS	\$644	\$255	\$389
FD-122	HAZ MAT WATER REACTIVE MATERIALS	\$644	\$255	\$389
FD-123	HAZ MAT FLAMMABLE MATERIALS	\$1,933	\$765	\$1,168
FD-124	LIQUID GASES STORAGE, HANDLING	\$157,256	\$106,140	\$51,116
FD-125	COMBUSTIBLE DUST PRODUCING OPS	\$9,667	\$6,150	\$3,517
FD-126	INDUSTRIAL OVENS	\$5,156	\$3,280	\$1,876
FD-127	ADDITIVE MANUFACTURING	\$430	\$0	\$430
FD-128	ENERGY STORAGE SYSTEM	\$430	\$0	\$430
FD-129	LITHIUM BATTERIES	\$430	\$0	\$430
FD-130	MOBILE FUELING OF HYDROGEN VEHICLES	\$430	\$0	\$430
FD-131	MECHANICAL REFRIGERATION OPERATION	\$1,719	\$1,640	\$79
FD-132	AIRPORTS, HELIPORTS AND HELISTOPS	\$1,933	\$1,875	\$58
FD-133	RIFLE RANGES	\$430	\$410	\$20
FD-134	HIGH PILE COMBUSTIBLE STORAGE	\$26,854	\$11,890	\$14,964
FD-135	AVIATION FACILITIES	\$9,453	\$8,195	\$1,258
FD-136	HIGH RISE BUILDINGS	\$178,309	\$156,870	\$21,439
FD-137	DRY CLEANING PLANTS	\$7,304	\$6,970	\$334
FD-138	LUMBER YARDS	\$859	\$820	\$39
FD-139	MALLS, COVERED	\$1,719	\$410	\$1,309
FD-140	AIRCRAFT FUELING/SERVICE STATION	\$1,719	\$746	\$973
FD-140A	ASBESTOS REMOVAL	N/A	N/A	N/A
FD-142	CANDLES & OPEN FLAMES	\$859	\$820	\$39
FD-143	COMMERCIAL RUBBISH HANDLING	\$430	\$410	\$20
FD-145	NATURAL GASOLINE PLANT	\$1,719	\$2,485	(\$766)

ATTACHMENT B-2

Chapter III – Service Revenues Matched Against Costs

REF# (1)	SERVICE (2)	TOTAL SERVICE COST (3)	RESOURCES USED TO FINANCE SERVICE	
			FEES (4)	TAXES (5)
FD-146	ORGANIC COATING	\$430	\$410	\$20
FD-147	PAINT, COATING, OTHER SURFACE	\$1,719	\$1,640	\$79
FD-148	ROOFING KETTLE	\$430	\$410	\$20
FD-149	WELDING AND CUTTING OPERATIONS	\$31,365	\$29,930	\$1,435
FD-150	LEVEL 2 OR 3 AEROSOL PRODUCTS	\$430	\$255	\$175
FD-151	AMUSEMENT BUILDINGS	\$430	\$410	\$20
FD-152	HAZARDOUS PRODUCTION MATERIALS	\$644	\$410	\$234
FD-153	HOT WORK OPERATIONS	\$25,350	\$15,045	\$10,305
FD-154	WOODWORKING PLANTS	\$430	\$410	\$20
FD-155	MAGNESIUM	\$430	\$255	\$175
FD-156	MISC COMBUSTIBLE STORAGE	\$1,719	\$1,020	\$699
FD-157	TIRE STORAGE	\$4,726	\$2,805	\$1,921
FD-158	WOOD PRODUCTS	\$430	\$255	\$175
FD-159	BATTERY SYSTEM	\$644	\$255	\$389
FD-160	LIVE AUDIENCE	\$430	\$255	\$175
FD-161	RADIOACTIVE MATERIAL	\$430	\$255	\$175
FD-162	A-1 OCCUPANCY	\$10,312	\$7,560	\$2,752
FD-163	A-2 OCCUPANCY	\$185,613	\$120,115	\$65,498
FD-164	A-3 OCCUPANCY	\$189,050	\$131,120	\$57,930
FD-165	A-4 OCCUPANCY	\$1,289	\$1,260	\$29
FD-166	A-5 OCCUPANCY	\$859	\$745	\$114
FD-167	E OCCUPANCY	\$56,285	\$44,280	\$12,005
FD-168	I-1 OCCUPANCY	\$2,148	\$2,050	\$98
FD-169	I-2 OCCUPANCY	\$13,749	\$13,120	\$629
FD-170	I-2.1 OCCUPANCY	\$1,289	\$1,185	\$104
FD-171	I-3 OCCUPANCY	\$430	\$410	\$20
FD-172	I-4 OCCUPANCY	\$4,297	\$4,100	\$197
FD-173	R-2.1 OCCUPANCY	\$9,882	\$9,430	\$452
FD-174	R-4 OCCUPANCY	\$1,719	\$1,640	\$79
FD-174A	OIL/GAS WELL INSPECTION	N/A	N/A	N/A
FD-175	CANNABIS DISPENSARY FACILITY	\$13,486	\$5,187	\$8,299
FD-176	CANNABIS CULTIVATION FACILITY	\$12,776	\$3,690	\$9,086
FD-177	CANNABIS MANUFACTURING FACILITY	\$30,167	\$11,628	\$18,539
FD-178	CANNABIS TESTING FACILITY	\$1,420	\$1,640	(\$220)
FD-179	CANNABIS DISTRIBUTION FACILITY	\$10,647	\$8,200	\$2,447
FD-179A	CANNABIS CONSULTATION	\$315	\$0	\$315
FD-180	FIRE SPRINKLER RETROFIT	\$10,073	\$6,588	\$3,485
FD-181	MULTI-FAMILY RES/CONDO INSPECTION	\$173,297	\$162,392	\$10,905
FD-182	HOTEL/MOTEL INSPECTION	\$11,592	\$12,959	(\$1,367)
FD-183	FIRE PREVENTION/CUPA REINSPECTION	\$644	\$0	\$644
FD-183A	NON-COMPLIANCE REINSPECTION	N/A	N/A	N/A
FD-184	LATE PAYMENT PENALTY	N/A	N/A	N/A
FD-304	SMOKE CONTROL SYS REVIEW/INSP	\$4,936	\$2,772	\$2,164
FD-317	CODE ALTERNATE REVIEW AND COMMENT	\$1,403	\$751	\$652
FD-318	FIRE CODE ENF OFF-HOUR INSPECTIONS	\$222	\$130	\$92
FD-319	PLAN REVIEW RESUBMITTAL	\$207	\$120	\$87

REF# (1)	SERVICE (2)	TOTAL SERVICE COST (3)	RESOURCES USED TO FINANCE SERVICE	
			FEES (4)	TAXES (5)
FD-319A	PLAN REVISION	N/A	N/A	N/A
FD-320	ACCELERATED PLAN REVIEW	\$497	\$240	\$257
FD-322	TECHNOLOGY SURCHARGE	N/A	N/A	N/A
FD-325	RESIDENTIAL CARE PREINSPECTION	\$1,074	\$625	\$449
FD-326	FIRE CLEARANCE B OCCUPANCY	\$3,867	\$3,690	\$177
FD-327	FIRE CLEARANCE R-3 OCCUPANCY	\$3,867	\$3,280	\$587
FD-328	FIRE CLEARANCE E OCCUPANCY	\$430	\$410	\$20
FD-329	FIRE CLEARANCE I-1 & I-2 OCCUPANCY	\$3,008	\$820	\$2,188
FD-330	FIRE CLEARANCE I-1 & I-2.1 OCCUPANC	\$1,289	\$625	\$664
FD-331	FIRE CLEARANCE I-3 OCCUPANCY	\$430	\$410	\$20
FD-332	FIRE CLEARANCE I-4 OCCUPANCY	\$430	\$410	\$20
FD-333	FIRE CLEARANCE R-2.1 OCCUPANCY	\$430	\$395	\$35
FD-336	FIRE CLEARANCE R-3.1 OCCUPANCY	\$1,719	\$1,640	\$79
FD-337	FIRE CLEARANCE R-4 OCCUPANCY	\$430	\$410	\$20
FD-338	FIRE HYDRANTS	\$430	\$255	\$175
FD-339	FIRE BUSINESS LICENSE INSPECTION	\$96,675	\$58,500	\$38,175
FD-340	PLAN & PERMIT PROCESSING	\$13,069	\$35,000	(\$21,931)

SUBTOTAL - FIRE PREVENTION**\$2,772,833****\$1,553,559****\$1,174,274****FIRE CUPA**

FD-014	TANKS OUT OF SERVICE	\$1,658	\$774	\$884
FD-109	FLAMABLE LIQUID - UNDERGROUND	\$489,892	\$283,680	\$206,212
FD-141	AUTO FUELING/SERVICE STATION	\$106,102	\$81,792	\$24,310
FD-144	MARINE FUELING/SERVICE STATION	\$1,865	\$1,119	\$746
FD-185	CUPA: LATE PAYMENT PENALTY	N/A	N/A	N/A
FD-200	RANGE 1 - MINOR (CUPA)	\$149,721	\$115,911	\$33,810
FD-201	RANGE 2 - MODERATE (CUPA)	\$84,748	\$74,736	\$10,012
FD-202	RANGE 3 - MAJOR (CUPA)	\$65,601	\$69,168	(\$3,567)
FD-203	EXTRAORDINARY SITES (CUPA)	\$123,983	\$215,433	(\$91,450)
FD-204	CARBON DIOXIDE (CUPA)	N/A	N/A	N/A
FD-210	ABOVE GROUND TANK ANNUAL PERMIT	\$119,157	\$136,407	(\$17,250)
FD-300	SPECIAL EQUIPMENT PLAN CHECK	\$622	\$627	(\$5)
FD-301	SPCL SYS PLAN CHECK - VAPOR RECOVER	\$622	\$833	(\$211)
FD-302	SPCL SYS PLAN CHECK - OTHER	\$622	\$523	\$99
FD-305	UNDERGROUND STORAGE PLAN CHECK	\$61,340	\$30,517	\$30,823
FD-306	UNDERGROUND STORAGE INSPECTION	\$30,877	\$30,517	\$360
FD-307	UNDERGROUND PIPING PLAN CHECK	\$24,868	\$16,305	\$8,563
FD-308	UNDERGROUND PIPING INSPECTION	\$12,434	\$16,305	(\$3,871)
FD-309	UNDERGROUND MONITORING WELL PC	\$622	\$903	(\$281)
FD-310	UNDERGROUND MONITORING WELL INSPECT	\$622	\$903	(\$281)
FD-311	ABOVEGROUND STORAGE PLAN CHECK	\$89,316	\$39,480	\$49,836
FD-312	ABOVEGROUND STORAGE INSPECTION	\$59,475	\$39,480	\$19,995
FD-313	ABOVEGROUND PIPING PLAN CHECK	\$518	\$380	\$138
FD-314	ABOVEGROUND PIPING INSPECTION	\$518	\$380	\$138
FD-315	PROCESSING/REFINING PLAN CHECK	\$1,036	\$517	\$519
FD-316	PROCESSING/REFINING INSPECTION	\$622	\$517	\$105

REF# (1)	SERVICE (2)	TOTAL SERVICE COST (3)	RESOURCES USED TO FINANCE SERVICE	
			FEES (4)	TAXES (5)
FD-321	FIRE CUPA OFF-HOUR INSPECTIONS	\$249	\$120	\$129

SUBTOTAL - FIRE CUPA	\$1,427,090	\$1,157,327	\$269,763
-----------------------------	--------------------	--------------------	------------------

FIRE OPERATIONS

FD-351	FIRE STAND-BY	\$205,296	\$200,000	\$5,296
FD-363	JUNIOR LIFEGUARD PROGRAM FEE	\$261,535	\$252,600	\$8,935
FD-500	EMS NON-TRANSPORT RESPONSE	\$30,194,611	\$1,477,867	\$28,716,744
FD-501	BASIC LIFE SUPPORT TRANSPORT RESP.	\$9,524,167	\$4,893,632	\$4,630,535
FD-502	ADVANCED LIFE SUPP. TRANSPORT RESP.	\$49,580,045	\$8,944,707	\$40,635,338
FD-511	VEH ACCIDENT/HAZ MAT RELEASE RESP.	\$131,572	\$0	\$131,572
FD-520	FIRE FALSE ALARM RESPONSE	\$23,320	\$0	\$23,320
FD-550	VESSEL TOWING & HAULING	\$36,350	\$18,500	\$17,850
FD-551	VESSEL IMPOUND TOWING	\$54,525	\$35,700	\$18,825
FD-552	VESSEL IMPOUND	\$54,525	\$21,600	\$32,925
FD-553	NON-EMERG DEWATERING PUMP-OUT	\$4,362	\$2,100	\$2,262
FD-554	DOCK TELEPHONE LINE INSTALLATION	N/A	N/A	N/A
FD-555	NON-EMERGENCY DIVE OPERATION	\$7,319	\$3,768	\$3,551
FD-556	CONTAINMENT BOOM DEPLOYMENT	\$4,362	\$2,160	\$2,202

SUBTOTAL - FIRE OPERATIONS	\$90,081,989	\$15,852,634	\$74,229,355
-----------------------------------	---------------------	---------------------	---------------------

FIRE ADMINISTRATION/SUPPORT

FD-350	COPIES OF MEDICAL DOCUMENTS	\$53,000	\$10,000	\$43,000
FD-360	COPIES OF REPORTS AND DOCUMENTS	\$7,950	\$3,000	\$4,950
FD-364	SUBPOENA FEE	\$27	\$15	\$12
FD-580	FIRE DEPARTMENT TRAINING CENTER	\$2,585,409	\$762,914	\$1,822,495

SUBTOTAL - FIRE ADMIN/SUPPORT	\$2,646,386	\$775,929	\$1,870,457
--------------------------------------	--------------------	------------------	--------------------

GRAND TOTAL	\$96,883,298	\$19,339,449	\$77,543,849
--------------------	---------------------	---------------------	---------------------

Personal Choice versus Community Supported Services

Personal Choice Services are those offered to identifiable customers at a measured level. They are also services that can be withheld for non-payment. These services are not precisely likened to fee-based services to the extent that policy makers may have decided to subsidize them in full or part. These services are distinguished from Community Supported Services that carry an implicit requirement and rationale for setting a level of subsidization typically based on social, safety or general community welfare.

As the voter initiative most concerned with fee services, the initiative authors of Proposition 4 were not concerned with what categories of services were being subsidized

as long as subsidy levels set by policy were explicit decisions made by the authorizing body with knowledge of full cost information.

Policy Review Information

As the Council conducts its policy review of each of the revenue-cost match-ups in the next chapter, it should refer to comments on the bottom of the service center worksheets in Appendix B and also in the text in the next chapter to assist in that review.

The policy review should assess the tax revenues used to subsidize each service and address the following options available to the City for each service center:

1. Reduce costs and thereby the tax subsidy by reducing the level of service or restructuring the service to provide it differently.
2. Adjust or institute a fee or charge to recover all of the "costs reasonably borne".
3. Eliminate a tax subsidy to another "less deserving" service to utilize the taxes in order to provide this service.

Effects of Budget Reductions. Across-the-board budget reductions during recessionary times affect fee-supported services as well as tax-supported services. But, if staffing reductions cause the service to be provided at a level that is lower than previously, then the costs have also decreased from that previous level. This must result in a lower fee so as not to be charging more than the costs reasonably borne. Therefore, the City should be aware of this result when reviewing possible budget reductions.

Result of Acceptance of Fee Suggestions

If the suggestions in the following Chapter and on the Service Center Worksheets are adopted in full then a significant amount of added revenues will be available to the City, which would provide taxpayer equity. Most of these new revenues will be from fee increases to replace tax monies used to make up the difference between fees collected and costs incurred in providing the services, which will then be available for those services which can only be funded from taxes.

These tax "diversions" are the now-documented tax subsidies to potentially self-supporting City services. Thus, additional monies could be made available for other City services which are not generally conducive to service charges, thereby achieving much closer equity between benefits and associated payments.

Policy Guidance. More importantly, the Council would be able to make its decisions based on business principles as much as is possible.

Understanding of Equitable Charging for Government. The City Council now has to assist its constituents to understand that under the California Constitution the intent is:

- That taxes finance those services for which there is no other alternative way to finance them.
- That service charges and special assessments should be utilized to finance those things for which benefits can be determined.
- That the beneficiaries of such services be charged in direct relationship to the benefits derived.

THIS PAGE INTENTIONALLY BLANK

CHAPTER IV

SERVICE REVENUE RECOMMENDATIONS

The purpose of this Chapter is to present the services which RCS has initially labeled as Personal Choice and to suggest the magnitude of tax revenues that could be diverted from these services to Community Supported Services.

City Council has Final Judgment. It must be understood that considerable judgment--albeit experienced--was exercised by RCS in suggesting what services were Personal Choice as opposed to Community Supported Services and in suggesting that most Personal Choice Services should be paid for by the service requestor rather than subsidized by the entire community. However, the final decision on the nature of the service and whether it deserves to be subsidized will have to be made by the City Council.

Service Groups

RCS has organized Fire Department Personal Choice Services into the following four service groups for purposes of discussion:

- Fire Prevention Services
- Fire CUPA Services
- Fire Operations Services
- Fire Administration/Support Services

These groups, explained in turn, are program oriented. Each group includes a table summarizing the revenues and costs of each service. The table summarizing the group tables (Table 5) is found at the end of this Chapter.

Appendix A, following the text, summarizes the current fees and the proposed fees for each of the Personal Choice service centers

Service Center details found in **Appendix B**, are in sequence by the Reference Number (Column 1 on each of the following Tables), include detail information for each service on two facing pages. The left page has textual and summary information including RCS's suggested service fee. The right page has the service cost detail.

General Commentary on Chapter Tables

Each table has eight columns, explained here:

Column 1 is the Report Reference Number.

Column 2 is the title of the service.

Columns 3, 4 & 5 are the same amounts for revenue, cost and profit (subsidy) found on the left page of the detail service sheets in Appendix B.

Column 6 is the current percentage of costs recovered from the user fees and charges with the difference being subsidized by taxes.

Column 7 is the percentage of user fee cost recovery which might be obtainable without tax subsidy. Of course, decisions regarding tax subsidies to a service are a City Council policy decision on how to allocate its tax and general revenues. Certain services have recommendations for less than 100% cost recovery due to market considerations.

Column 8 contains the estimated amount of revenues which RCS suggests could be raised or reduced.

Fire Prevention Services

These service centers are identified for Fire Prevention Services.

Table 1
Fire Prevention Services

REF # (1)	SERVICE (2)	TOTAL FEE REVENUE (3)	TOTAL SERVICE COST (4)	TOTAL PROFIT/ (SUBSIDY) (5)	PCT. RECOVERY FROM FEES		POSSIBLE NEW REVENUE (8)	
					ACTUAL (6)	SUGGEST (7)		
FD-001	FIREWORKS OUTSIDE PUBLIC DISPLAY	\$1,250	\$4,550	(\$3,300)	27.5%	100%	\$3,300	
FD-002	BLASTING OPERATIONS	\$745	\$922	(\$177)	80.8%	100%	\$0	a
FD-003	SPECIAL EVENTS PLAN CHECK & INSPECT	\$43,926	\$734,955	(\$691,029)	6.0%	100%	\$691,000	
FD-004	TENTS AND AIR-SUPPORTED STRUCTURES	\$10,050	\$16,835	(\$6,785)	59.7%	100%	\$6,800	
FD-005	BOWLING PIN OR ALLEY REFINISHING	\$410	\$455	(\$45)	90.1%	100%	\$0	a
FD-006	FUMIGATION AND INSECTICIDE	N/A	N/A	N/A	N/A	100%	\$0	c
FD-007	HOT AIR BALLOON	\$410	\$455	(\$45)	90.1%	100%	\$0	a
FD-008	HELISTOP	\$410	\$683	(\$273)	60.0%	100%	\$0	a
FD-009	FLOOR FINISH	\$410	\$455	(\$45)	90.1%	100%	\$0	a
FD-010	LIQUID GAS OR FUELED VEHICLES	\$410	\$455	(\$45)	90.1%	100%	\$0	a
FD-011	OPEN BURNING/FLAME	\$400	\$910	(\$510)	44.0%	100%	\$0	a
FD-012	RECREATIONAL FIRE	\$410	\$910	(\$500)	45.1%	100%	\$0	a
FD-013	FIRE/FLAME PERFORMER	\$0	\$1,365	(\$1,365)	0.0%	100%	\$1,400	
FD-015	TENT/AIR-SUPP STRUCT W/SPEC EVENT	\$9,992	\$50,505	(\$40,513)	19.8%	100%	\$40,500	
FD-016	PYROTECHICAL SPECIAL EFFECTS	\$255	\$1,820	(\$1,565)	14.0%	100%	\$0	a
FD-017	PRODUCTION FACILITIES	\$400	\$910	(\$510)	44.0%	100%	\$0	a
FD-018	CARNIVAL AND FAIRS	\$410	\$1,113	(\$703)	36.8%	100%	\$0	a
FD-019	DRONE OPERATION PERMIT	\$0	\$910	(\$910)	0.0%	100%	\$0	a
FD-100	GENERAL USE PERMIT AND CERTIFICATES	\$106,660	\$111,712	(\$5,052)	95.5%	100%	\$5,100	
FD-101	TIRE RECAPPING/REBUILDING PLANT	\$410	\$430	(\$20)	95.3%	100%	\$0	a
FD-102	WASTE HANDLING-AUTO WRECKING,JUNK	\$410	\$430	(\$20)	95.3%	100%	\$0	a
FD-103	CELLULOSE NITRATE-PLASTIC STORAGE	\$410	\$430	(\$20)	95.3%	100%	\$0	a
FD-104	COMBUSTIBLE FIBERS/MATERIALS	\$2,050	\$2,148	(\$98)	95.4%	100%	\$100	
FD-105	COMPRESSED GAS	\$46,195	\$48,230	(\$2,035)	95.8%	100%	\$2,000	
FD-106	CRYGENIC FLUIDS	\$6,970	\$7,304	(\$334)	95.4%	100%	\$300	
FD-107	EXPLOSIVES	\$1,398	\$1,289	\$109	108.5%	100%	(\$100)	
FD-108	FLAMABLE FINISHES	\$21,730	\$22,772	(\$1,042)	95.4%	100%	\$1,000	
FD-110	FLAMABLE LIQUIDS - CLASS 1 & 2	\$141,040	\$147,803	(\$6,763)	95.4%	100%	\$6,800	
FD-111	FLAMABLE LIQUIDS - ABOVE GROUND	\$8,800	\$18,905	(\$10,105)	46.5%	100%	\$10,100	
FD-112	OPERATE TANK VEHICLES AND SIMILAR	\$8,940	\$7,734	\$1,206	115.6%	100%	(\$1,200)	
FD-113	FUMIGATION AND INSECTICIDE	\$625	\$644	(\$19)	97.0%	100%	\$0	a
FD-114	GARAGES-MOTOR VEHICLE REPAIR	\$74,620	\$117,297	(\$42,677)	63.6%	100%	\$42,700	
FD-115	HAZ MAT CORROSIVES	\$27,285	\$45,974	(\$18,689)	59.3%	100%	\$18,700	
FD-116	HAZ MAT OXIDIZING MATERIALS	\$10,200	\$17,186	(\$6,986)	59.4%	100%	\$7,000	
FD-117	HAZ MAT ORGANIC PEROXIDES	\$410	\$644	(\$234)	63.7%	100%	\$0	a
FD-118	HAZ MAT HIGHLY TOXIC MATERIALS	\$820	\$1,289	(\$469)	63.6%	100%	\$500	
FD-119	HAZ MAT TOXIC MATERIALS	\$255	\$644	(\$389)	39.6%	100%	\$0	a
FD-120	HAZ MAT PYROPHORIC MATERIALS	\$255	\$644	(\$389)	39.6%	100%	\$0	a
FD-121	HAZ MAT UNSTABLE REACTIVE MATERIALS	\$255	\$644	(\$389)	39.6%	100%	\$0	a
FD-122	HAZ MAT WATER REACTIVE MATERIALS	\$255	\$644	(\$389)	39.6%	100%	\$0	a
FD-123	HAZ MAT FLAMMABLE MATERIALS	\$765	\$1,933	(\$1,168)	39.6%	100%	\$1,200	
FD-124	LIQUID GASES STORAGE, HANDLING	\$106,140	\$157,256	(\$51,116)	67.5%	100%	\$51,100	
FD-125	COMBUSTIBLE DUST PRODUCING OPS	\$6,150	\$9,667	(\$3,517)	63.6%	100%	\$3,500	
FD-126	INDUSTRIAL OVENS	\$3,280	\$5,156	(\$1,876)	63.6%	100%	\$1,900	
FD-127	ADDITIVE MANUFACTURING	\$0	\$430	(\$430)	0.0%	100%	\$0	a
FD-128	ENERGY STORAGE SYSTEM	\$0	\$430	(\$430)	0.0%	100%	\$0	a
FD-129	LITHIUM BATTERIES	\$0	\$430	(\$430)	0.0%	100%	\$0	a
FD-130	MOBILE FUELING OF HYDROGEN VEHICLES	\$0	\$430	(\$430)	0.0%	100%	\$0	a
FD-131	MECHANICAL REFRIGERATION OPERATION	\$1,640	\$1,719	(\$79)	95.4%	100%	\$100	
FD-132	AIRPORTS, HELIPOINTS AND HELISTOPS	\$1,875	\$1,933	(\$58)	97.0%	100%	\$100	
FD-133	RIFLE RANGES	\$410	\$430	(\$20)	95.3%	100%	\$0	a
FD-134	HIGH PILE COMBUSTIBLE STORAGE	\$11,890	\$26,854	(\$14,964)	44.3%	100%	\$15,000	
FD-135	AVIATION FACILITIES	\$8,195	\$9,453	(\$1,258)	86.7%	100%	\$1,300	
FD-136	HIGH RISE BUILDINGS	\$156,870	\$178,309	(\$21,439)	88.0%	100%	\$21,400	

City of Long Beach Cost of Services Study

REF # (1)	SERVICE (2)	TOTAL FEE REVENUE (3)	TOTAL SERVICE COST (4)	TOTAL PROFIT/ (SUBSIDY) (5)	PCT. RECOVERY FROM FEES		POSSIBLE NEW REVENUE (8)
					ACTUAL (6)	SUGGEST (7)	
FD-137	DRY CLEANING PLANTS	\$6,970	\$7,304	(\$334)	95.4%	100%	\$300
FD-138	LUMBER YARDS	\$820	\$859	(\$39)	95.5%	100%	\$0
FD-139	MALLS, COVERED	\$410	\$1,719	(\$1,309)	23.9%	100%	\$0
FD-140	AIRCRAFT FUELING/SERVICE STATION	\$746	\$1,719	(\$973)	43.4%	100%	\$1,000
FD-140A	ASBESTOS REMOVAL	N/A	N/A	N/A	N/A	100%	\$0
FD-142	CANDLES & OPEN FLAMES	\$820	\$859	(\$39)	95.5%	100%	\$0
FD-143	COMMERCIAL RUBBISH HANDLING	\$410	\$430	(\$20)	95.3%	100%	\$0
FD-145	NATURAL GASOLINE PLANT	\$2,485	\$1,719	\$766	144.6%	100%	\$0
FD-146	ORGANIC COATING	\$410	\$430	(\$20)	95.3%	100%	\$0
FD-147	PAINT, COATING, OTHER SURFACE	\$1,640	\$1,719	(\$79)	95.4%	100%	\$100
FD-148	ROOFING KETTLE	\$410	\$430	(\$20)	95.3%	100%	\$0
FD-149	WELDING AND CUTTING OPERATIONS	\$29,930	\$31,365	(\$1,435)	95.4%	100%	\$1,400
FD-150	LEVEL 2 OR 3 AEROSOL PRODUCTS	\$255	\$430	(\$175)	59.3%	100%	\$0
FD-151	AMUSEMENT BUILDINGS	\$410	\$430	(\$20)	95.3%	100%	\$0
FD-152	HAZARDOUS PRODUCTION MATERIALS	\$410	\$644	(\$234)	63.7%	100%	\$0
FD-153	HOT WORK OPERATIONS	\$15,045	\$25,350	(\$10,305)	59.3%	100%	\$10,300
FD-154	WOODWORKING PLANTS	\$410	\$430	(\$20)	95.3%	100%	\$0
FD-155	MAGNESIUM	\$255	\$430	(\$175)	59.3%	100%	\$0
FD-156	MISC COMBUSTIBLE STORAGE	\$1,020	\$1,719	(\$699)	59.3%	100%	\$700
FD-157	TIRE STORAGE	\$2,805	\$4,726	(\$1,921)	59.4%	100%	\$1,900
FD-158	WOOD PRODUCTS	\$255	\$430	(\$175)	59.3%	100%	\$0
FD-159	BATTERY SYSTEM	\$255	\$644	(\$389)	39.6%	100%	\$0
FD-160	LIVE AUDIENCE	\$255	\$430	(\$175)	59.3%	100%	\$0
FD-161	RADIOACTIVE MATERIAL	\$255	\$430	(\$175)	59.3%	100%	\$0
FD-162	A-1 OCCUPANCY	\$7,560	\$10,312	(\$2,752)	73.3%	100%	\$2,800
FD-163	A-2 OCCUPANCY	\$120,115	\$185,613	(\$65,498)	64.7%	100%	\$65,500
FD-164	A-3 OCCUPANCY	\$131,120	\$189,050	(\$57,930)	69.4%	100%	\$57,900
FD-165	A-4 OCCUPANCY	\$1,260	\$1,289	(\$29)	97.8%	100%	\$0
FD-166	A-5 OCCUPANCY	\$745	\$859	(\$114)	86.7%	100%	\$100
FD-167	E OCCUPANCY	\$44,280	\$56,285	(\$12,005)	78.7%	100%	\$12,000
FD-168	I-1 OCCUPANCY	\$2,050	\$2,148	(\$98)	95.4%	100%	\$100
FD-169	I-2 OCCUPANCY	\$13,120	\$13,749	(\$629)	95.4%	100%	\$600
FD-170	I-2.1 OCCUPANCY	\$1,185	\$1,289	(\$104)	91.9%	100%	\$100
FD-171	I-3 OCCUPANCY	\$410	\$430	(\$20)	95.3%	100%	\$0
FD-172	I-4 OCCUPANCY	\$4,100	\$4,297	(\$197)	95.4%	100%	\$200
FD-173	R-2.1 OCCUPANCY	\$9,430	\$9,882	(\$452)	95.4%	100%	\$500
FD-174	R-4 OCCUPANCY	\$1,640	\$1,719	(\$79)	95.4%	100%	\$100
FD-174A	OIL/GAS WELL INSPECTION	N/A	N/A	N/A	N/A	100%	\$0
FD-175	CANNABIS DISPENSARY FACILITY	\$5,187	\$13,486	(\$8,299)	38.5%	100%	\$8,300
FD-176	CANNABIS CULTIVATION FACILITY	\$3,690	\$12,776	(\$9,086)	28.9%	100%	\$9,100
FD-177	CANNABIS MANUFACTURING FACILITY	\$11,628	\$30,167	(\$18,539)	38.5%	100%	\$18,500
FD-178	CANNABIS TESTING FACILITY	\$1,640	\$1,420	\$220	115.5%	100%	(\$200)
FD-179	CANNABIS DISTRIBUTION FACILITY	\$8,200	\$10,647	(\$2,447)	77.0%	100%	\$2,400
FD-179A	CANNABIS CONSULTATION	\$0	\$315	(\$315)	0.0%	100%	\$300
FD-180	FIRE SPRINKLER RETROFIT	\$6,588	\$10,073	(\$3,485)	65.4%	100%	\$3,500
FD-181	MULTI-FAMILY RES/CONDO INSPECTION	\$162,392	\$173,297	(\$10,905)	93.7%	100%	\$10,900
FD-182	HOTEL/MOTEL INSPECTION	\$12,959	\$11,592	\$1,367	111.8%	100%	(\$1,400)
FD-183	FIRE PREVENTION/CUPA REINSPECTION	\$0	\$644	(\$644)	0.0%	100%	\$0
FD-183A	NON-COMPLIANCE REINSPECTION	N/A	N/A	N/A	N/A	100%	\$0
FD-184	LATE PAYMENT PENALTY	N/A	N/A	N/A	N/A	100%	\$0
FD-304	SMOKE CONTROL SYS REVIEW/INSP	\$2,772	\$4,936	(\$2,164)	56.2%	100%	\$0
FD-317	CODE ALTERNATE REVIEW AND COMMENT	\$751	\$1,403	(\$652)	53.5%	100%	\$0
FD-318	FIRE CODE ENF OFF-HOUR INSPECTIONS	\$130	\$222	(\$92)	58.6%	100%	\$0
FD-319	PLAN REVIEW RESUBMITTAL	\$120	\$207	(\$87)	58.0%	100%	\$0
FD-319A	PLAN REVISION	N/A	N/A	N/A	N/A	100%	\$0
FD-320	ACCELERATED PLAN REVIEW	\$240	\$497	(\$257)	48.3%	100%	\$0
FD-322	TECHNOLOGY SURCHARGE	N/A	N/A	N/A	N/A	100%	\$0
FD-325	RESIDENTIAL CARE PREINSPECTION	\$625	\$1,074	(\$449)	58.2%	100%	\$0
FD-326	FIRE CLEARANCE B OCCUPANCY	\$3,690	\$3,867	(\$177)	95.4%	100%	\$200
FD-327	FIRE CLEARANCE R-3 OCCUPANCY	\$3,280	\$3,867	(\$587)	84.8%	100%	\$600
FD-328	FIRE CLEARANCE E OCCUPANCY	\$410	\$430	(\$20)	95.3%	100%	\$0
FD-329	FIRE CLEARANCE I-1 & I-2 OCCUPANCY	\$820	\$3,008	(\$2,188)	27.3%	100%	\$2,200
FD-330	FIRE CLEARANCE I-1 & I-2.1 OCCUPANC	\$625	\$1,289	(\$664)	48.5%	100%	\$700

ATTACHMENT B-2

Chapter IV – Service Revenue Recommendations

REF # (1)	SERVICE (2)	TOTAL FEE REVENUE (3)	TOTAL SERVICE COST (4)	TOTAL PROFIT/ (SUBSIDY) (5)	PCT. RECOVERY FROM FEES		POSSIBLE NEW REVENUE (8)
					ACTUAL (6)	SUGGEST (7)	
FD-331	FIRE CLEARANCE I-3 OCCUPANCY	\$410	\$430	(\$20)	95.3%	100%	\$0
FD-332	FIRE CLEARANCE I-4 OCCUPANCY	\$410	\$430	(\$20)	95.3%	100%	\$0
FD-333	FIRE CLEARANCE R-2.1 OCCUPANCY	\$395	\$430	(\$35)	91.9%	100%	\$0
FD-336	FIRE CLEARANCE R-3.1 OCCUPANCY	\$1,640	\$1,719	(\$79)	95.4%	100%	\$100
FD-337	FIRE CLEARANCE R-4 OCCUPANCY	\$410	\$430	(\$20)	95.3%	100%	\$0
FD-338	FIRE HYDRANTS	\$255	\$430	(\$175)	59.3%	100%	\$0
FD-339	FIRE BUSINESS LICENSE INSPECTION	\$58,500	\$96,675	(\$38,175)	60.5%	100%	\$38,200
FD-340	PLAN & PERMIT PROCESSING	\$35,000	\$13,069	\$21,931	267.8%	100%	(\$21,900)
SUBTOTAL - FIRE PREVENTION		\$1,553,559	\$2,727,833	(\$1,174,274)	57.0%		\$1,158,700

NOTES:

- (a) Insufficient data to determine financial impact
- (b) Fee determined by actual time and costs
- (c) Recommend removing fee as service is no longer provided
- (d) Fees are set by the State

Conclusion of Fire Prevention Services

If the suggestions made in Appendix A are approved, approximately \$1,158,700 in new revenue could be realized annually.

Fire CUPA Services

These service centers are identified for Fire Certified Unified Program Agency (CUPA) Services.

Table 2
Fire CUPA Services

REF # (1)	SERVICE (2)	TOTAL FEE REVENUE (3)	TOTAL SERVICE COST (4)	TOTAL PROFIT/ (SUBSIDY) (5)	PCT. RECOVERY FROM FEES		POSSIBLE NEW REVENUE (8)	
					ACTUAL (6)	SUGGEST (7)		
FD-014	TANKS OUT OF SERVICE	\$774	\$1,658	(\$884)	46.7%	100%	\$0	a
FD-109	FLAMABLE LIQUID - UNDERGROUND	\$283,680	\$489,892	(\$206,212)	57.9%	100%	\$206,200	
FD-141	AUTO FUELING/SERVICE STATION	\$81,792	\$106,102	(\$24,310)	77.1%	100%	\$24,300	
FD-144	MARINE FUELING/SERVICE STATION	\$1,119	\$1,865	(\$746)	60.0%	100%	\$700	
FD-185	CUPA: LATE PAYMENT PENALTY	N/A	N/A	N/A	N/A	100%	\$0	
FD-200	RANGE 1 - MINOR (CUPA)	\$115,911	\$149,721	(\$33,810)	77.4%	100%	\$11,300	
FD-201	RANGE 2 - MODERATE (CUPA)	\$74,736	\$84,748	(\$10,012)	88.2%	100%	\$3,300	
FD-202	RANGE 3 - MAJOR (CUPA)	\$69,168	\$65,601	\$3,567	105.4%	100%	(\$1,200)	
FD-203	EXTRAORDINARY SITES (CUPA)	\$215,433	\$123,983	\$91,450	173.8%	100%	(\$30,500)	
FD-204	CARBON DIOXIDE (CUPA)	N/A	N/A	N/A	N/A	100%	\$0	c
FD-210	ABOVE GROUND TANK ANNUAL PERMIT	\$136,407	\$119,157	\$17,250	114.5%	100%	(\$5,800)	
FD-300	SPECIAL EQUIPMENT PLAN CHECK	\$627	\$622	\$5	100.8%	100%	\$0	a
FD-301	SPCL SYS PLAN CHECK - VAPOR RECOVER	\$833	\$622	\$211	133.9%	100%	\$0	a
FD-302	SPCL SYS PLAN CHECK - OTHER	\$523	\$622	(\$99)	84.1%	100%	\$0	a
FD-305	UNDERGROUND STORAGE PLAN CHECK	\$30,517	\$61,340	(\$30,823)	49.8%	100%	\$30,800	
FD-306	UNDERGROUND STORAGE INSPECTION	\$30,517	\$30,877	(\$360)	98.8%	100%	\$400	
FD-307	UNDERGROUND PIPING PLAN CHECK	\$16,305	\$24,868	(\$8,563)	65.6%	100%	\$8,600	
FD-308	UNDERGROUND PIPING INSPECTION	\$16,305	\$12,434	\$3,871	131.1%	100%	(\$3,900)	
FD-309	UNDERGROUND MONITORING WELL PC	\$903	\$622	\$281	145.2%	100%	\$0	a
FD-310	UNDERGROUND MONITORING WELL INSPECT	\$903	\$622	\$281	145.2%	100%	\$0	a
FD-311	ABOVEGROUND STORAGE PLAN CHECK	\$39,480	\$89,316	(\$49,836)	44.2%	100%	\$49,800	
FD-312	ABOVEGROUND STORAGE INSPECTION	\$39,480	\$59,475	(\$19,995)	66.4%	100%	\$20,000	
FD-313	ABOVEGROUND PIPING PLAN CHECK	\$380	\$518	(\$138)	73.4%	100%	\$0	a
FD-314	ABOVEGROUND PIPING INSPECTION	\$380	\$518	(\$138)	73.4%	100%	\$0	a
FD-315	PROCESSING/REFINING PLAN CHECK	\$517	\$1,036	(\$519)	49.9%	100%	\$0	a
FD-316	PROCESSING/REFINING INSPECTION	\$517	\$622	(\$105)	83.1%	100%	\$0	a
FD-321	FIRE CUPA OFF-HOUR INSPECTIONS	\$120	\$249	(\$129)	48.2%	100%	\$0	a
SUBTOTAL - FIRE CUPA		\$1,157,327	\$1,427,090	(\$269,763)	81.1%		\$314,000	

NOTES:

(a) Insufficient data to determine financial impact

(c) Recommend removing fee as service is no longer provided

Conclusion of Fire CUPA Services

If the suggestions made in Appendix A are approved, approximately \$314,000 in new revenue could be realized annually.

Fire Operations Services

These service centers are identified for Fire Operations Services.

Table 3
Fire Operations Services

REF # (1)	SERVICE (2)	TOTAL FEE REVENUE (3)	TOTAL SERVICE COST (4)	TOTAL PROFIT/ (SUBSIDY) (5)	PCT. RECOVERY FROM FEES		POSSIBLE NEW REVENUE (8)
					ACTUAL (6)	SUGGEST (7)	
FD-351	FIRE STAND-BY	\$200,000	\$205,296	(\$5,296)	97.4%	100%	\$5,300
FD-363	JUNIOR LIFE GUARD PROGRAM FEE	\$252,600	\$261,535	(\$8,935)	96.6%	100%	\$8,900
FD-500	EMS NON-TRANSPORT RESPONSE	\$1,477,867	\$30,194,611	(\$28,716,744)	4.9%	25%	\$0
FD-501	BASIC LIFE SUPPORT TRANSPORT RESP.	\$4,893,632	\$9,524,167	(\$4,630,535)	51.4%	100%	\$546,984
FD-502	ADVANCED LIFE SUPP. TRANSPORT RESP.	\$8,944,707	\$49,580,045	(\$40,635,338)	18.0%	100%	\$2,983,840
FD-511	VEH ACCIDENT/HAZ MAT RELEASE RESP.	\$0	\$131,572	(\$131,572)	0.0%	100%	\$0
FD-520	FIRE FALSE ALARM RESPONSE	\$0	\$23,320	(\$23,320)	0.0%	100%	\$0
FD-550	VESSEL TOWING & HAULING	\$18,500	\$36,350	(\$17,850)	50.9%	100%	\$17,900
FD-551	VESSEL IMPOUND TOWING	\$35,700	\$54,525	(\$18,825)	65.5%	100%	\$18,800
FD-552	VESSEL IMPOUND	\$21,600	\$54,525	(\$32,925)	39.6%	100%	\$32,900
FD-553	NON-EMERG DEWATERING PUMP-OUT	\$2,100	\$4,362	(\$2,262)	48.1%	100%	\$2,300
FD-554	DOCK TELEPHONE LINE INSTALLATION	N/A	N/A	N/A	N/A	100%	\$0
FD-555	NON-EMERGENCY DIVE OPERATION	\$3,768	\$7,319	(\$3,551)	51.5%	100%	\$3,600
FD-556	CONTAINMENT BOOM DEPLOYMENT	\$2,160	\$4,362	(\$2,202)	49.5%	100%	\$2,200
SUBTOTAL - FIRE OPERATIONS		\$15,852,634	\$90,081,989	(\$74,229,355)	17.6%		\$3,622,724

NOTES:

(b) Fee determined by actual time and costs

(c) Recommend removing fee as service is no longer provided

Conclusion of Fire Operations Services

Emergency Medical Services. The City should adopt the Los Angeles County Ambulance Transport fees to charge fees approved by Medicare and keep current with annual increases in costs. These fees would then update every July 1st when the new County fees go into place. While this program is not expected to recover 100% of its total costs, the costs for individual calls does reflect 100% cost recovery. The reason for this difference is that many calls are unrecoverable for a variety of reasons.

In addition, the cost recovery for the EMS Non-Transport Program is recommended to be 25% due to market considerations.

If the suggestions made in Appendix A are approved, approximately \$3,622,724 in new revenue could be realized annually, with \$3,530,824 of that increase coming from an approximately 6% increase in the Ambulance Transport fees.

Fire Administration/Support Services

These service centers are identified for Fire Administration/Support Services.

Table 4
Fire Administration/Support Services

REF # (1)	SERVICE (2)	TOTAL FEE REVENUE (3)	TOTAL SERVICE COST (4)	TOTAL PROFIT/ (SUBSIDY) (5)	PCT. RECOVERY FROM FEES		POSSIBLE NEW REVENUE (8)
					ACTUAL (6)	SUGGEST (7)	
FD-350	COPIES OF MEDICAL DOCUMENTS	\$10,000	\$53,000	(\$43,000)	18.9%	100%	\$0
FD-360	COPIES OF REPORTS AND DOCUMENTS	\$3,000	\$7,950	(\$4,950)	37.7%	100%	\$0
FD-364	SUBPOENA FEE	\$15	\$27	(\$12)	55.6%	100%	\$0
FD-580	FIRE DEPARTMENT TRAINING CENTER	\$762,914	\$2,585,409	(\$1,822,495)	29.5%	100%	\$0
SUBTOTAL - FIRE ADMIN/SUPPORT		\$775,929	\$2,646,386	(\$1,870,457)	29.3%		\$0

NOTES:

(d) Fees are set by the State

Conclusion of Fire Administration/Support Services

Fire Department Training Center. The fee detail related to use of the Training Center should be removed from the fee schedule. This would allow the Department to keep the fees and adjust them as the market dictates. This flexibility could lead to more usage by outside groups of the Training Center.

Summary of Personal Choice Services

The following Table 5 summarizes the recommendations and suggestions made in this Chapter.

Table 5
Summary

SERVICE (2)	TOTAL FEE REVENUE (3)	TOTAL SERVICE COST (4)	TOTAL PROFIT/ (SUBSIDY) (5)	PCT. RECOVERY FROM FEES		POSSIBLE NEW REVENUE (8)
				ACTUAL (6)	SUGGEST (7)	
FIRE PREVENTION	\$1,553,559	\$2,727,833	(\$1,174,274)	57.0%	100%	\$1,158,700
FIRE CUPA	\$1,157,327	\$1,427,090	(\$269,763)	81.1%	100%	\$314,000
FIRE OPERATIONS	\$15,852,634	\$90,081,989	(\$74,229,355)	17.6%	VAR.	\$3,622,724
FIRE ADMINISTRATION/SUPPORT	\$775,929	\$2,646,386	(\$1,870,457)	29.3%	100%	\$0
	<u>\$19,339,449</u>	<u>\$96,883,298</u>	<u>(\$77,543,849)</u>	<u>20.0%</u>		<u>\$5,095,424</u>

If all the recommendations and suggestions made in this Chapter and in Appendix A are adopted, the City would raise \$5,095,424 on an annual basis.

Taxpayer Equity Achieved. By taking such positive actions, the City's financial picture would be improved, far more equity between taxpayers and fee-payers could be gained, and fairness between property-related and non-property-related services could be secured.

THIS PAGE INTENTIONALLY BLANK

CHAPTER V

CONCLUSION

Elimination of Subsidies

This Report highlights and recommends that most tax subsidies be eliminated as being unintentional. Service users thus can vote with their dollars and not use a service for which they are unwilling or unable to pay. Hidden subsidies, which have existed for many of the City's supposedly self-financed and self-supporting services, can now be re-evaluated.

Issues Involved

The basic issue involved in viewing the results of the analysis presented by this text is to what degree fees should be expected to support the costs of the services.

Or viewed another way, to what extent should general taxes be utilized to subsidize the difference between the costs of each service center and the revenue produced from fees paid by the user of that service'?

Pressure on Tax Money Use. The opposite side of this issue is the increasing pressure on the use of public tax monies. Tax monies have severely decreased for local government in California. If fees do not pay all costs, then taxes must make up the differences not paid for by fees generated by users of specific services, or those services are threatened with extinction.

Addressing of Issues by City Council

The City Council should address the principles and issues enumerated herein to determine where, and to what extent, taxes will be utilized to cover costs incurred in the provision of special services. This is the current nature of competition between deserving public services for the scarce tax dollar. Who gets the dollars – Public Safety or Public Works? City streets or persons wanting zone changes? Code Enforcement or Animal Control? This is the nature of the tough policy questions involved in being an elected official in local government today.

Specific Policy Alternatives to Be Answered. Once the above cost issues are determined then the City Council has four clear policy alternatives available as to the revenue/cost mix of each service center:

- Continue any tax subsidy which might be found.
- Eliminate the tax subsidy by increasing fees to cover all "costs reasonably borne".
- Reduce costs by reducing the level of service.
- Decide on an appropriate level of tax subsidy, being aware that taxes are now limited in rate, base and, consequently, in amounts yielded and available.

Cost Model

As part of this process the City will be receiving the Costing Model developed and used by RCS. This will give the City the ability to update the model itself on an as-needed basis and as appropriate.

Conclusion

The City has appropriately responded to the mandate and spirit of Proposition 4. It is utilizing the passage of Propositions 4, 13, 26, and 218 and the attention given to them as an opportunity to review its financial structure and philosophy, and to institute a businesslike cost control system, tailored to the City's needs, to supplement its governmental accounting and budgeting systems.

The cooperation, excellent support and data provided in accomplishment of the work reported herein speaks well of the way in which a City organization can adapt to the so-called "new realities" of California governmental finance.

~ END ~

APPENDIX A - SUMMARY OF CURRENT FEES AND PROPOSED FEES

**CITY OF LONG BEACH
FEE COMPARISON REPORT
FY 2021-2022**

REF #: FD-001	TITLE: FIREWORKS OUTSIDE PUBLIC DISPLAY
<u>CURRENT FEE</u>	<u>RECOMMENDED FEE</u>
\$625 per event	Land - \$1,820 per event Barge - \$2,730 per event
REF #: FD-002	TITLE: BLASTING OPERATIONS
<u>CURRENT FEE</u>	<u>RECOMMENDED FEE</u>
\$745 per event	\$920 per event
REF #: FD-003	TITLE: SPECIAL EVENTS PLAN CHECK & INSPECT
<u>CURRENT FEE</u>	<u>RECOMMENDED FEE</u>
0-30K sq ft/0-2K occup - \$410 30K-60K sq ft/2K-4K occup - \$458 60K-90K sq ft/4K-6K occup - \$520 90K-120K sq ft/6K-8K occup - \$625 120K-150K sq ft/8K-10K occup - \$745 150K+ sq ft/10K+ occup - \$925	0-30K sq ft/0-2K occup - \$2,780 30K-60K sq ft/2K-4K occup - \$3,340 60K-90K sq ft/4K-6K occup - \$3,895 90K-120K sq ft/6K-8K occup - \$4,450 120K-150K sq ft/8K-10K occup - \$8,345 150K-500K sq ft/10K-12K occup - \$16,690 500K+ sq ft/12K+ occup - \$18,080 Grand Prix - Charge the fully allocated hourly rates for all personnel involved plus any outside costs
REF #: FD-004	TITLE: TENTS AND AIR-SUPPORTED STRUCTURES
<u>CURRENT FEE</u>	<u>RECOMMENDED FEE</u>
0-4,000 sq ft - \$410 4,001-10,000 sq ft - \$520 10,001+ sq ft - \$700	0-4,000 sq ft - \$685 4,001-10,000 sq ft - \$910 10,001+ sq ft - \$1,140
REF #: FD-005	TITLE: BOWLING PIN OR ALLEY REFINISHING
<u>CURRENT FEE</u>	<u>RECOMMENDED FEE</u>
\$410 per event	\$455 per permit
REF #: FD-006	TITLE: FUMIGATION AND INSECTICIDE
<u>CURRENT FEE</u>	<u>RECOMMENDED FEE</u>
\$410 per event	This service is no longer provided so the fee should be removed from the fee schedule.

**CITY OF LONG BEACH
FEE COMPARISON REPORT
FY 2021-2022**

<hr/>	
REF #: FD-007	TITLE: HOT AIR BALLOON
<u>CURRENT FEE</u>	<u>RECOMMENDED FEE</u>
\$410 per event	\$455 per permit
<hr/>	
REF #: FD-008	TITLE: HELISTOP
<u>CURRENT FEE</u>	<u>RECOMMENDED FEE</u>
\$410 per event	\$685 per permit
<hr/>	
REF #: FD-009	TITLE: FLOOR FINISH
<u>CURRENT FEE</u>	<u>RECOMMENDED FEE</u>
\$410 per event	\$455 per permit
<hr/>	
REF #: FD-010	TITLE: LIQUID GAS OR FUELED VEHICLES
<u>CURRENT FEE</u>	<u>RECOMMENDED FEE</u>
\$410 per event	\$455 per permit
<hr/>	
REF #: FD-011	TITLE: OPEN BURNING/FLAME
<u>CURRENT FEE</u>	<u>RECOMMENDED FEE</u>
\$400 per event	\$910 per permit
<hr/>	
REF #: FD-012	TITLE: RECREATIONAL FIRE
<u>CURRENT FEE</u>	<u>RECOMMENDED FEE</u>
\$410 per event	\$910 per permit

**CITY OF LONG BEACH
FEE COMPARISON REPORT
FY 2021-2022**

REF #: FD-013	TITLE: FIRE/FLAME PERFORMER
<u>CURRENT FEE</u>	<u>RECOMMENDED FEE</u>
None	Small Event - \$455 Large Event - \$910
REF #: FD-014	TITLE: TANKS OUT OF SERVICE
<u>CURRENT FEE</u>	<u>RECOMMENDED FEE</u>
Underground Tanks - \$364 per event Above Ground Tanks - \$410 per event	Underground Tanks - \$830 per event Above Ground Tanks - \$830 per event
REF #: FD-015	TITLE: TENT/AIR-SUPP STRUCT W/SPEC EVENT
<u>CURRENT FEE</u>	<u>RECOMMENDED FEE</u>
0-4,000 sq ft - \$113 4,001-10,000 sq ft - \$225 10,001+ sq ft - \$410	0-4,000 sq ft - \$685 4,001-10,000 sq ft - \$910 10,001+ sq ft - \$1,140
REF #: FD-016	TITLE: PYROTECHICAL SPECIAL EFFECTS
<u>CURRENT FEE</u>	<u>RECOMMENDED FEE</u>
\$255 per event	\$1,820 per event
REF #: FD-017	TITLE: PRODUCTION FACILITIES
<u>CURRENT FEE</u>	<u>RECOMMENDED FEE</u>
\$400 per event	\$910 per event
REF #: FD-018	TITLE: CARNIVAL AND FAIRS
<u>CURRENT FEE</u>	<u>RECOMMENDED FEE</u>
\$410 per event	\$1,115 per event

**CITY OF LONG BEACH
FEE COMPARISON REPORT
FY 2021-2022**

REF #: FD-019	TITLE: DRONE OPERATION PERMIT
<u>CURRENT FEE</u>	<u>RECOMMENDED FEE</u>
None	\$910 per event
REF #: FD-100	TITLE: GENERAL USE PERMIT AND CERTIFICATES
<u>CURRENT FEE</u>	<u>RECOMMENDED FEE</u>
\$410 per annual permit	\$430 per annual permit
REF #: FD-101	TITLE: TIRE RECAPPING/REBUILDING PLANT
<u>CURRENT FEE</u>	<u>RECOMMENDED FEE</u>
\$390 per annual permit	\$430 per permit
REF #: FD-102	TITLE: WASTE HANDLING-AUTO WRECKING,JUNK
<u>CURRENT FEE</u>	<u>RECOMMENDED FEE</u>
\$410 per annual permit	\$430 per annual permit
REF #: FD-103	TITLE: CELLULOSE NITRATE-PLASTIC STORAGE
<u>CURRENT FEE</u>	<u>RECOMMENDED FEE</u>
\$410 per annual permit	\$430 per annual permit
REF #: FD-104	TITLE: COMBUSTIBLE FIBERS/MATERIALS
<u>CURRENT FEE</u>	<u>RECOMMENDED FEE</u>
\$410 per annual permit	\$430 per annual permit

**CITY OF LONG BEACH
FEE COMPARISON REPORT
FY 2021-2022**

REF #: FD-105**TITLE: COMPRESSED GAS****CURRENT FEE**

Non-Flammable
6,000-12,000 cubic feet - \$309
12,000+ cubic feet - \$410
Flammable
200-12,000 cubic feet - \$309
12,000+ cubic feet - \$410

RECOMMENDED FEE

Non-Flammable
6,000-12,000 cubic feet - \$320
12,000+ cubic feet - \$430
Flammable
200-12,000 cubic feet - \$320
12,000+ cubic feet - \$430

REF #: FD-106**TITLE: CRYGENIC FLUIDS****CURRENT FEE**

\$410 per annual permit

RECOMMENDED FEE

\$430 per annual permit

REF #: FD-107**TITLE: EXPLOSIVES****CURRENT FEE**

\$699 per annual permit

RECOMMENDED FEE

\$645 per annual permit

REF #: FD-108**TITLE: FLAMABLE FINISHES****CURRENT FEE**

\$410 per annual permit

RECOMMENDED FEE

\$430 per annual permit

REF #: FD-109**TITLE: FLAMABLE LIQUID - UNDERGROUND****CURRENT FEE**

\$720 per annual permit

RECOMMENDED FEE

\$1,245 per annual permit

REF #: FD-110**TITLE: FLAMABLE LIQUIDS - CLASS 1 & 2****CURRENT FEE**

\$410 per annual permit

RECOMMENDED FEE

\$430 per annual permit

**CITY OF LONG BEACH
FEE COMPARISON REPORT
FY 2021-2022**

REF #: FD-111	TITLE: FLAMABLE LIQUIDS - ABOVE GROUND
<u>CURRENT FEE</u>	<u>RECOMMENDED FEE</u>
\$400 per annual permit	\$860 per annual permit
REF #: FD-112	TITLE: OPERATE TANK VEHICLES AND SIMILAR
<u>CURRENT FEE</u>	<u>RECOMMENDED FEE</u>
\$745 per annual permit	\$645 per annual permit
REF #: FD-113	TITLE: FUMIGATION AND INSECTICIDE
<u>CURRENT FEE</u>	<u>RECOMMENDED FEE</u>
\$625 per annual permit	\$645 per annual permit
REF #: FD-114	TITLE: GARAGES-MOTOR VEHICLE REPAIR
<u>CURRENT FEE</u>	<u>RECOMMENDED FEE</u>
\$410 per annual permit	\$645 per annual permit
REF #: FD-115	TITLE: HAZ MAT CORROSIVES
<u>CURRENT FEE</u>	<u>RECOMMENDED FEE</u>
\$255 per annual permit	\$430 per annual permit
REF #: FD-116	TITLE: HAZ MAT OXIDIZING MATERIALS
<u>CURRENT FEE</u>	<u>RECOMMENDED FEE</u>
\$255 per annual permit	\$430 per annual permit

**CITY OF LONG BEACH
FEE COMPARISON REPORT
FY 2021-2022**

<hr/>	
REF #: FD-117	TITLE: HAZ MAT ORGANIC PEROXIDES
<u>CURRENT FEE</u>	<u>RECOMMENDED FEE</u>
\$410 per annual permit	\$645 per annual permit
<hr/>	
REF #: FD-118	TITLE: HAZ MAT HIGHLY TOXIC MATERIALS
<u>CURRENT FEE</u>	<u>RECOMMENDED FEE</u>
\$410 per annual permit	\$645 per annual permit
<hr/>	
REF #: FD-119	TITLE: HAZ MAT TOXIC MATERIALS
<u>CURRENT FEE</u>	<u>RECOMMENDED FEE</u>
\$255 per annual permit	\$645 per annual permit
<hr/>	
REF #: FD-120	TITLE: HAZ MAT PYROPHORIC MATERIALS
<u>CURRENT FEE</u>	<u>RECOMMENDED FEE</u>
\$255 per annual permit	\$645 per annual permit
<hr/>	
REF #: FD-121	TITLE: HAZ MAT UNSTABLE REACTIVE MATERIALS
<u>CURRENT FEE</u>	<u>RECOMMENDED FEE</u>
\$255 per annual permit	\$645 per annual permit
<hr/>	
REF #: FD-122	TITLE: HAZ MAT WATER REACTIVE MATERIALS
<u>CURRENT FEE</u>	<u>RECOMMENDED FEE</u>
\$255 per annual permit	\$645 per annual permit

**CITY OF LONG BEACH
FEE COMPARISON REPORT
FY 2021-2022**

REF #: FD-123	TITLE: HAZ MAT FLAMMABLE MATERIALS
<u>CURRENT FEE</u>	<u>RECOMMENDED FEE</u>
\$255 per annual permit	\$645 per annual permit
REF #: FD-124	TITLE: LIQUID GASES STORAGE, HANDLING
<u>CURRENT FEE</u>	<u>RECOMMENDED FEE</u>
\$435 per annual permit	\$645 per annual permit
REF #: FD-125	TITLE: COMBUSTIBLE DUST PRODUCING OPS
<u>CURRENT FEE</u>	<u>RECOMMENDED FEE</u>
\$410 per annual permit	\$645 per annual permit
REF #: FD-126	TITLE: INDUSTRIAL OVENS
<u>CURRENT FEE</u>	<u>RECOMMENDED FEE</u>
\$410 per annual permit	\$645 per annual permit
REF #: FD-127	TITLE: ADDITIVE MANUFACTURING
<u>CURRENT FEE</u>	<u>RECOMMENDED FEE</u>
None	\$430 per annual permit
REF #: FD-128	TITLE: ENERGY STORAGE SYSTEM
<u>CURRENT FEE</u>	<u>RECOMMENDED FEE</u>
None	\$430 per annual permit

**CITY OF LONG BEACH
FEE COMPARISON REPORT
FY 2021-2022**

REF #: FD-129	TITLE: LITHIUM BATTERIES
<u>CURRENT FEE</u>	<u>RECOMMENDED FEE</u>
None	\$430 per annual permit
REF #: FD-130	TITLE: MOBILE FUELING OF HYDROGEN VEHICLES
<u>CURRENT FEE</u>	<u>RECOMMENDED FEE</u>
None	\$430 per annual permit
REF #: FD-131	TITLE: MECHANICAL REFRIGERATION OPERATION
<u>CURRENT FEE</u>	<u>RECOMMENDED FEE</u>
\$410 per annual permit	\$430 per annual permit
REF #: FD-132	TITLE: AIRPORTS, HELIPORTS AND HELISTOPS
<u>CURRENT FEE</u>	<u>RECOMMENDED FEE</u>
\$625 per annual permit	\$645 per annual permit
REF #: FD-133	TITLE: RIFLE RANGES
<u>CURRENT FEE</u>	<u>RECOMMENDED FEE</u>
\$410 per annual permit	\$430 per annual permit
REF #: FD-134	TITLE: HIGH PILE COMBUSTIBLE STORAGE
<u>CURRENT FEE</u>	<u>RECOMMENDED FEE</u>
\$410 per annual permit	500-2,500 square feet - \$645 2,501-12,000 square feet - \$1,075 12,001-500,000 square feet - \$1,505 500,001+ square feet - \$1,935

**CITY OF LONG BEACH
FEE COMPARISON REPORT
FY 2021-2022**

REF #: FD-135	TITLE: AVIATION FACILITIES
<u>CURRENT FEE</u>	<u>RECOMMENDED FEE</u>
\$745 per annual permit	\$860 per annual permit
REF #: FD-136	TITLE: HIGH RISE BUILDINGS
<u>CURRENT FEE</u>	<u>RECOMMENDED FEE</u>
\$1,890 per annual permit	\$2,150 per annual permit
REF #: FD-137	TITLE: DRY CLEANING PLANTS
<u>CURRENT FEE</u>	<u>RECOMMENDED FEE</u>
\$410 per annual permit	\$430 per annual permit
REF #: FD-138	TITLE: LUMBER YARDS
<u>CURRENT FEE</u>	<u>RECOMMENDED FEE</u>
\$410 per annual permit	\$430 per annual permit
REF #: FD-139	TITLE: MALLS, COVERED
<u>CURRENT FEE</u>	<u>RECOMMENDED FEE</u>
\$410 per annual permit	\$1,720 per annual permit
REF #: FD-140	TITLE: AIRCRAFT FUELING/SERVICE STATION
<u>CURRENT FEE</u>	<u>RECOMMENDED FEE</u>
\$373 per annual permit	\$860 per annual permit

**CITY OF LONG BEACH
FEE COMPARISON REPORT
FY 2021-2022**

REF #: FD-140A	TITLE: ASBESTOS REMOVAL
<u>CURRENT FEE</u> \$410 per annual permit	<u>RECOMMENDED FEE</u> This service is no longer provided so the fee should be removed from the fee schedule.
REF #: FD-141	TITLE: AUTO FUELING/SERVICE STATION
<u>CURRENT FEE</u> \$639 per annual permit	<u>RECOMMENDED FEE</u> \$830 per annual permit
REF #: FD-142	TITLE: CANDLES & OPEN FLAMES
<u>CURRENT FEE</u> \$410 per annual permit	<u>RECOMMENDED FEE</u> \$430 per annual permit
REF #: FD-143	TITLE: COMMERCIAL RUBBISH HANDLING
<u>CURRENT FEE</u> \$410 per annual permit	<u>RECOMMENDED FEE</u> \$430 per annual permit
REF #: FD-144	TITLE: MARINE FUELING/SERVICE STATION
<u>CURRENT FEE</u> \$373 per annual permit	<u>RECOMMENDED FEE</u> \$620 per annual permit
REF #: FD-145	TITLE: NATURAL GASOLINE PLANT
<u>CURRENT FEE</u> \$2,485 per annual permit	<u>RECOMMENDED FEE</u> \$1,720 per annual permit

**CITY OF LONG BEACH
FEE COMPARISON REPORT
FY 2021-2022**

REF #: FD-146	TITLE: ORGANIC COATING
<u>CURRENT FEE</u>	<u>RECOMMENDED FEE</u>
\$410 per annual permit	\$430 per annual permit
REF #: FD-147	TITLE: PAINT, COATING, OTHER SURFACE
<u>CURRENT FEE</u>	<u>RECOMMENDED FEE</u>
\$410 per annual permit	\$430 per annual permit
REF #: FD-148	TITLE: ROOFING KETTLE
<u>CURRENT FEE</u>	<u>RECOMMENDED FEE</u>
\$410 per annual permit	\$430 per annual permit
REF #: FD-149	TITLE: WELDING AND CUTTING OPERATIONS
<u>CURRENT FEE</u>	<u>RECOMMENDED FEE</u>
\$410 per annual permit	\$430 per annual permit
REF #: FD-150	TITLE: LEVEL 2 OR 3 AEROSOL PRODUCTS
<u>CURRENT FEE</u>	<u>RECOMMENDED FEE</u>
\$255 per annual permit	\$430 per annual permit
REF #: FD-151	TITLE: AMUSEMENT BUILDINGS
<u>CURRENT FEE</u>	<u>RECOMMENDED FEE</u>
\$410 per annual permit	\$430 per annual permit

**CITY OF LONG BEACH
FEE COMPARISON REPORT
FY 2021-2022**

REF #: FD-152	TITLE: HAZARDOUS PRODUCTION MATERIALS
<u>CURRENT FEE</u>	<u>RECOMMENDED FEE</u>
\$410 per annual permit	\$645 per annual permit
REF #: FD-153	TITLE: HOT WORK OPERATIONS
<u>CURRENT FEE</u>	<u>RECOMMENDED FEE</u>
\$255 per annual permit	\$430 per annual permit
REF #: FD-154	TITLE: WOODWORKING PLANTS
<u>CURRENT FEE</u>	<u>RECOMMENDED FEE</u>
\$410 per annual permit	\$430 per annual permit
REF #: FD-155	TITLE: MAGNESIUM
<u>CURRENT FEE</u>	<u>RECOMMENDED FEE</u>
\$255 per annual permit	\$430 per annual permit
REF #: FD-156	TITLE: MISC COMBUSTIBLE STORAGE
<u>CURRENT FEE</u>	<u>RECOMMENDED FEE</u>
\$255 per annual permit	\$430 per annual permit
REF #: FD-157	TITLE: TIRE STORAGE
<u>CURRENT FEE</u>	<u>RECOMMENDED FEE</u>
\$255 per annual permit	\$430 per annual permit

**CITY OF LONG BEACH
FEE COMPARISON REPORT
FY 2021-2022**

REF #: FD-158	TITLE: WOOD PRODUCTS
<u>CURRENT FEE</u>	<u>RECOMMENDED FEE</u>
\$255 per annual permit	\$430 per annual permit
REF #: FD-159	TITLE: BATTERY SYSTEM
<u>CURRENT FEE</u>	<u>RECOMMENDED FEE</u>
\$255 per annual permit	\$645 per annual permit
REF #: FD-160	TITLE: LIVE AUDIENCE
<u>CURRENT FEE</u>	<u>RECOMMENDED FEE</u>
\$255 per annual permit	\$430 per annual permit
REF #: FD-161	TITLE: RADIOACTIVE MATERIAL
<u>CURRENT FEE</u>	<u>RECOMMENDED FEE</u>
\$255 per annual permit	\$430 per annual permit
REF #: FD-162	TITLE: A-1 OCCUPANCY
<u>CURRENT FEE</u>	<u>RECOMMENDED FEE</u>
\$1,260 per annual permit	\$1,720 per annual permit
1,000-1,999 occupancy - \$1,150	
2,000+ occupancy - \$1,260	
REF #: FD-163	TITLE: A-2 OCCUPANCY
<u>CURRENT FEE</u>	<u>RECOMMENDED FEE</u>
50-299 occupants - \$410 per annual permit	50-299 occupants - \$645 per annual permit
299+ occupants - \$745 per annual permit	299+ occupants - \$1,075 per annual permit
A-2 less than 1,000 occupancy - \$745	
A-2.1 300-1,999 occupancy - \$615	
A-2.1 2,000+ occupancy - \$745	

**CITY OF LONG BEACH
FEE COMPARISON REPORT
FY 2021-2022**

REF #: FD-164	TITLE: A-3 OCCUPANCY
<u>CURRENT FEE</u>	<u>RECOMMENDED FEE</u>
\$745 per annual permit	\$1,075 per annual permit
500-299 occupancy - \$395	
REF #: FD-165	TITLE: A-4 OCCUPANCY
<u>CURRENT FEE</u>	<u>RECOMMENDED FEE</u>
\$1,260 per annual permit	\$1,290 per annual permit
REF #: FD-166	TITLE: A-5 OCCUPANCY
<u>CURRENT FEE</u>	<u>RECOMMENDED FEE</u>
\$745 per annual permit	\$860 per annual permit
REF #: FD-167	TITLE: E OCCUPANCY
<u>CURRENT FEE</u>	<u>RECOMMENDED FEE</u>
\$410 per annual permit	Daycare - \$430 per annual permit Other - \$645 per annual permit
REF #: FD-168	TITLE: I-1 OCCUPANCY
<u>CURRENT FEE</u>	<u>RECOMMENDED FEE</u>
\$410 per annual permit	\$430 per annual permit
REF #: FD-169	TITLE: I-2 OCCUPANCY
<u>CURRENT FEE</u>	<u>RECOMMENDED FEE</u>
\$410 per annual permit	\$430 per annual permit

**CITY OF LONG BEACH
FEE COMPARISON REPORT
FY 2021-2022**

REF #: FD-170	TITLE: I-2.1 OCCUPANCY
<u>CURRENT FEE</u>	<u>RECOMMENDED FEE</u>
\$395 per annual permit	\$430 per annual permit
REF #: FD-171	TITLE: I-3 OCCUPANCY
<u>CURRENT FEE</u>	<u>RECOMMENDED FEE</u>
\$410 per annual permit	\$430 per annual permit
REF #: FD-172	TITLE: I-4 OCCUPANCY
<u>CURRENT FEE</u>	<u>RECOMMENDED FEE</u>
\$410 per annual permit	\$430 per annual permit
REF #: FD-173	TITLE: R-2.1 OCCUPANCY
<u>CURRENT FEE</u>	<u>RECOMMENDED FEE</u>
\$410 per annual permit	\$430 per annual permit
REF #: FD-174	TITLE: R-4 OCCUPANCY
<u>CURRENT FEE</u>	<u>RECOMMENDED FEE</u>
\$410 per annual permit	\$430 per annual permit
REF #: FD-174A	TITLE: OIL/GAS WELL INSPECTION
<u>CURRENT FEE</u>	<u>RECOMMENDED FEE</u>
Initial Inspection - \$319 Reinspection - \$180 Vent Inspection - \$625 Abandoned Oil Well Document Review - \$400 Abandoned Oil Well Inspection - \$410 Drill or Redrill Inspection - \$625	This service is no longer provided by the Fire Department so the fee should be removed from the fee schedule.

**CITY OF LONG BEACH
FEE COMPARISON REPORT
FY 2021-2022**

REF #: FD-175	TITLE: CANNABIS DISPENSARY FACILITY
<u>CURRENT FEE</u>	<u>RECOMMENDED FEE</u>
\$273 per annual permit	\$710 per annual permit
REF #: FD-176	TITLE: CANNABIS CULTIVATION FACILITY
<u>CURRENT FEE</u>	<u>RECOMMENDED FEE</u>
\$410 per annual permit	\$1,420 per annual permit
REF #: FD-177	TITLE: CANNABIS MANUFACTURING FACILITY
<u>CURRENT FEE</u>	<u>RECOMMENDED FEE</u>
\$684 per annual permit	\$1,775 per annual permit
REF #: FD-178	TITLE: CANNABIS TESTING FACILITY
<u>CURRENT FEE</u>	<u>RECOMMENDED FEE</u>
\$410 per annual permit	\$355 per annual permit
REF #: FD-179	TITLE: CANNABIS DISTRIBUTION FACILITY
<u>CURRENT FEE</u>	<u>RECOMMENDED FEE</u>
\$410 per annual permit	\$530 per annual permit
REF #: FD-179A	TITLE: CANNABIS CONSULTATION
<u>CURRENT FEE</u>	<u>RECOMMENDED FEE</u>
None	\$315 per review

**CITY OF LONG BEACH
FEE COMPARISON REPORT
FY 2021-2022**

REF #: FD-180**TITLE: FIRE SPRINKLER RETROFIT****CURRENT FEE**

51-100 units - \$200 per building
 101-200 units - \$235 per building
 201+ units - \$283 per building
 High-Rise - \$2,595 per building

RECOMMENDED FEE

11-50 units - \$285 per building
 51-100 units - \$380 per building
 101-200 units - \$475 per building
 201+ units - \$570 per building

REF #: FD-181**TITLE: MULTI-FAMILY RES/CONDO INSPECTION****CURRENT FEE**

3-10 units - \$103 per building
 11-50 units - \$144 per building
 51-100 units - \$154 per building
 101-200 units - \$175 per building
 201+ units - \$235 per building

RECOMMENDED FEE

3-10 units - \$95 per building
 11-50 units - \$190 per building
 51-100 units - \$285 per building
 101-200 units - \$380 per building
 201+ units - \$475 per building

REF #: FD-182**TITLE: HOTEL/MOTEL INSPECTION****CURRENT FEE**

3-10 units - \$225 per building
 11-50 units - \$303 per building
 51-100 units - \$458 per building
 101-200 units - \$615 per building

RECOMMENDED FEE

3-10 units - \$190 per building
 11-50 units - \$285 per building
 51-100 units - \$380 per building
 101-200 units - \$475 per building

REF #: FD-183**TITLE: FIRE PREVENTION/CUPA REINSPECTION****CURRENT FEE**

First Reinspection - No Charge
 Second Reinspection - 150% of permit fee
 Third and each subsequent reinspection - 200% of permit fee

RECOMMENDED FEE

First Reinspection - No Charge
 Second Reinspection - 150% of permit fee
 Third and each subsequent reinspection - 200% of permit fee

REF #: FD-183A**TITLE: NON-COMPLIANCE REINSPECTION****CURRENT FEE**

First Reinspection - No Charge
 Second Reinspection - \$262
 Third and Subsequent Reinspections - \$519

RECOMMENDED FEE

First Reinspection - No Charge
 Second Reinspection - \$262
 Third and Subsequent Reinspections - \$519

**CITY OF LONG BEACH
FEE COMPARISON REPORT
FY 2021-2022**

REF #: FD-184	TITLE: LATE PAYMENT PENALTY
<u>CURRENT FEE</u>	<u>RECOMMENDED FEE</u>
30% of original fee	30% of original fee
REF #: FD-185	TITLE: CUPA: LATE PAYMENT PENALTY
<u>CURRENT FEE</u>	<u>RECOMMENDED FEE</u>
30% of original fee	30% of original fee
REF #: FD-200	TITLE: RANGE 1 - MINOR (CUPA)
<u>CURRENT FEE</u>	<u>RECOMMENDED FEE</u>
\$243 per annual permit	\$315 per annual permit
REF #: FD-201	TITLE: RANGE 2 - MODERATE (CUPA)
<u>CURRENT FEE</u>	<u>RECOMMENDED FEE</u>
\$346 per annual permit	\$390 per annual permit
REF #: FD-202	TITLE: RANGE 3 - MAJOR (CUPA)
<u>CURRENT FEE</u>	<u>RECOMMENDED FEE</u>
\$524 per annual permit	\$495 per annual permit
REF #: FD-203	TITLE: EXTRAORDINARY SITES (CUPA)
<u>CURRENT FEE</u>	<u>RECOMMENDED FEE</u>
\$909 per annual permit	\$525 per annual permit

**CITY OF LONG BEACH
FEE COMPARISON REPORT
FY 2021-2022**

REF #: FD-204	TITLE: CARBON DIOXIDE (CUPA)
<u>CURRENT FEE</u>	<u>RECOMMENDED FEE</u>
\$32 per inspection	This service is no longer provided so the fee should be removed from the fee schedule.
REF #: FD-210	TITLE: ABOVE GROUND TANK ANNUAL PERMIT
<u>CURRENT FEE</u>	<u>RECOMMENDED FEE</u>
Annual Permits: 1.3K-10K aggregate gallons per site - \$140 10K-100K aggregate gallons per site - \$530 100K-1M aggregate gallons per site - \$979 1M-10M aggregate gallons per site - \$2,910 10M-100M aggregate gallons per site - \$9,427 100M+ aggregate gallons per site - \$13,483	Annual Permits: 1,320-9,999 aggregate gallons per site or TIUGA Area - \$205 10,000-100,000 aggregate gallons per site - \$1,035 100,001-1,000,000 aggregate gallons per site - \$1,725 1,000,001-10,000,000 aggregate gallons per site - \$3,110 10,000,001-100,000,000 aggregate gallons per site - \$3,800 100,000,001+ aggregate gallons per site - Charge fully allocated hourly rates for all staff involved plus any outside costs
These fees are on the Health Department fee schedule	These new fees will now be part of the Fire Department Fee Schedule.
REF #: FD-300	TITLE: SPECIAL EQUIPMENT PLAN CHECK
<u>CURRENT FEE</u>	<u>RECOMMENDED FEE</u>
\$627 per application	\$630 per application
REF #: FD-301	TITLE: SPCL SYS PLAN CHECK - VAPOR RECOVER
<u>CURRENT FEE</u>	<u>RECOMMENDED FEE</u>
\$833 per application	\$620 per application
REF #: FD-302	TITLE: SPCL SYS PLAN CHECK - OTHER
<u>CURRENT FEE</u>	<u>RECOMMENDED FEE</u>
\$523 per application	\$620 per application

**CITY OF LONG BEACH
FEE COMPARISON REPORT
FY 2021-2022**

REF #: FD-304**TITLE: SMOKE CONTROL SYS REVIEW/INSP****CURRENT FEE**

\$2,772 per application

RECOMMENDED FEE

\$4,935 per application

REF #: FD-305**TITLE: UNDERGROUND STORAGE PLAN CHECK****CURRENT FEE**

\$1,233 per application plus \$617 per each additional tank

RECOMMENDED FEE

\$1,245 per application plus \$415 per each additional tank

This fee is also currently used for Underground Storage Inspection (FD-306). The revenues are allocated 50% to Plan Check and 50% to inspection.

REF #: FD-306**TITLE: UNDERGROUND STORAGE INSPECTION****CURRENT FEE**

Current fees are included as part of Underground Storage Plan Check Fees

RECOMMENDED FEE

\$620 per first tank plus \$415 per each additional tank

REF #: FD-307**TITLE: UNDERGROUND PIPING PLAN CHECK****CURRENT FEE**

\$1,087 per application

RECOMMENDED FEE

\$830 per application

This fee is also currently used for Underground Piping Inspection (FD-308). The revenues are allocated 50% to Plan Check and 50% to inspection.

REF #: FD-308**TITLE: UNDERGROUND PIPING INSPECTION****CURRENT FEE**

Current fees are included as part of Underground Piping Plan Check Fees

RECOMMENDED FEE

\$415 per permit

**CITY OF LONG BEACH
FEE COMPARISON REPORT
FY 2021-2022**

REF #: FD-309**TITLE: UNDERGROUND MONITORING WELL PC****CURRENT FEE**

\$1,260 per application plus \$546 per each additional well

This fee is also currently used for Underground Monitoring Well Inspection (FD-310). The revenues are allocated 50% to Plan Check and 50% to inspection.

RECOMMENDED FEE

\$415 per application plus \$205 per each additional well

REF #: FD-310**TITLE: UNDERGROUND MONITORING WELL INSPECT****CURRENT FEE**

Current fees are included as part of Underground Monitoring Well Plan Check Fees

RECOMMENDED FEE

\$415 per well plus \$205 per each additional well

REF #: FD-311**TITLE: ABOVEGROUND STORAGE PLAN CHECK****CURRENT FEE**

\$550 per application plus \$309 per each additional tank

This fee is also currently used for Aboveground Storage Inspection (FD-312). The revenues are allocated 50% to Plan Check and 50% to inspection.

RECOMMENDED FEE

\$620 per application plus \$415 per each additional tank

REF #: FD-312**TITLE: ABOVEGROUND STORAGE INSPECTION****CURRENT FEE**

Current fees are included as part of Aboveground Storage Plan Check Fees

RECOMMENDED FEE

\$415 per tank plus \$205 per each additional tank

REF #: FD-313**TITLE: ABOVEGROUND PIPING PLAN CHECK****CURRENT FEE**

\$494 per application plus \$265 per 100 feet of piping

This fee is also currently used for Aboveground Piping Inspection (FD-314). The revenues are allocated 50% to Plan Check and 50% to inspection.

RECOMMENDED FEE

\$415 per application plus \$105 per 100 feet of piping over 100 feet

**CITY OF LONG BEACH
FEE COMPARISON REPORT
FY 2021-2022**

REF #: FD-314	TITLE: ABOVEGROUND PIPING INSPECTION
<u>CURRENT FEE</u>	<u>RECOMMENDED FEE</u>
Current fees are included as part of Aboveground Piping Plan Check Fees	\$415 per first 100 feet of piping plus \$105 per 100 feet of piping over 100 feet
REF #: FD-315	TITLE: PROCESSING/REFINING PLAN CHECK
<u>CURRENT FEE</u>	<u>RECOMMENDED FEE</u>
\$1,034 per application	\$1,035 per application
This fee is also currently used for Processing/Refining Inspection (FD-316). The revenues are allocated 50% to Plan Check and 50% to inspection.	
REF #: FD-316	TITLE: PROCESSING/REFINING INSPECTION
<u>CURRENT FEE</u>	<u>RECOMMENDED FEE</u>
Current fees are included as part of Processing/Refining Plan Check Fees	\$620 per permit
REF #: FD-317	TITLE: CODE ALTERNATE REVIEW AND COMMENT
<u>CURRENT FEE</u>	<u>RECOMMENDED FEE</u>
\$751 per application	\$1,405 per application
REF #: FD-318	TITLE: FIRE CODE ENF OFF-HOUR INSPECTIONS
<u>CURRENT FEE</u>	<u>RECOMMENDED FEE</u>
\$130 per hour, minimum 2 hours	\$225 per hour, minimum 2 hours
REF #: FD-319	TITLE: PLAN REVIEW RESUBMITTAL
<u>CURRENT FEE</u>	<u>RECOMMENDED FEE</u>
\$120 per hour, minimum billing 1 hour	Charge the fully allocated hourly rates for all personnel involved plus any outside costs

**CITY OF LONG BEACH
FEE COMPARISON REPORT
FY 2021-2022**

REF #: FD-319A	TITLE: PLAN REVISION
<u>CURRENT FEE</u> \$120 per hour, 1 hour minimum	<u>RECOMMENDED FEE</u> Charge the fully allocated hourly rates for all personnel involved plus any outside costs.
REF #: FD-320	TITLE: ACCELERATED PLAN REVIEW
<u>CURRENT FEE</u> \$120 per hour, minimum billing 2 hours	<u>RECOMMENDED FEE</u> 150% of the plan check fee
REF #: FD-321	TITLE: FIRE CUPA OFF-HOUR INSPECTIONS
<u>CURRENT FEE</u> \$120 per hour, minimum 2 hours	<u>RECOMMENDED FEE</u> Charge the fully allocated hourly overtime rates for all personnel involved plus any outside costs with a 2 hour minimum.
REF #: FD-322	TITLE: TECHNOLOGY SURCHARGE
<u>CURRENT FEE</u> 6.2% of each fee charged	<u>RECOMMENDED FEE</u> 6.2% of each fee charged
REF #: FD-325	TITLE: RESIDENTIAL CARE PREINSPECTION
<u>CURRENT FEE</u> 25 or fewer persons - \$250 per inspection 26 or more persons - \$375 per inspection	<u>RECOMMENDED FEE</u> 25 or fewer persons - \$430 per inspection 26 or more persons - \$645 per inspection
REF #: FD-326	TITLE: FIRE CLEARANCE B OCCUPANCY
<u>CURRENT FEE</u> \$410 per inspection	<u>RECOMMENDED FEE</u> \$430 per inspection

**CITY OF LONG BEACH
FEE COMPARISON REPORT
FY 2021-2022**

REF #: FD-327**TITLE: FIRE CLEARANCE R-3 OCCUPANCY****CURRENT FEE**

8 children or less - No Charge allowed by State Law
9-14 children - \$410 per inspection

RECOMMENDED FEE

8 children or less - No Charge allowed by State Law
9-14 children - \$430 per inspection

REF #: FD-328**TITLE: FIRE CLEARANCE E OCCUPANCY****CURRENT FEE**

\$410 per inspection

RECOMMENDED FEE

\$430 per inspection

REF #: FD-329**TITLE: FIRE CLEARANCE I-1 & I-2 OCCUPANCY****CURRENT FEE**

\$410 per inspection

RECOMMENDED FEE

6-99 persons - \$1,290 per inspection
100+ persons - \$1,720 per inspection

REF #: FD-330**TITLE: FIRE CLEARANCE I-1 & I-2.1 OCCUPANCY****CURRENT FEE**

\$625 per inspection

RECOMMENDED FEE

\$1,290 per inspection

REF #: FD-331**TITLE: FIRE CLEARANCE I-3 OCCUPANCY****CURRENT FEE**

\$410 per inspection

RECOMMENDED FEE

\$430 per inspection

REF #: FD-332**TITLE: FIRE CLEARANCE I-4 OCCUPANCY****CURRENT FEE**

\$410 per inspection

RECOMMENDED FEE

\$430 per inspection

**CITY OF LONG BEACH
FEE COMPARISON REPORT
FY 2021-2022**

REF #: FD-333	TITLE: FIRE CLEARANCE R-2.1 OCCUPANCY
<u>CURRENT FEE</u>	<u>RECOMMENDED FEE</u>
\$395 per inspection	\$430 per inspection
REF #: FD-336	TITLE: FIRE CLEARANCE R-3.1 OCCUPANCY
<u>CURRENT FEE</u>	<u>RECOMMENDED FEE</u>
\$410 per inspection	\$430 per inspection
REF #: FD-337	TITLE: FIRE CLEARANCE R-4 OCCUPANCY
<u>CURRENT FEE</u>	<u>RECOMMENDED FEE</u>
\$410 per inspection	\$430 per inspection
REF #: FD-338	TITLE: FIRE HYDRANTS
<u>CURRENT FEE</u>	<u>RECOMMENDED FEE</u>
\$255 per event	\$430 per inspection
REF #: FD-339	TITLE: FIRE BUSINESS LICENSE INSPECTION
<u>CURRENT FEE</u>	<u>RECOMMENDED FEE</u>
\$195 per inspection	\$320 per inspection
REF #: FD-340	TITLE: PLAN & PERMIT PROCESSING
<u>CURRENT FEE</u>	<u>RECOMMENDED FEE</u>
\$50 per plan/permit	\$20 per plan/permit

**CITY OF LONG BEACH
FEE COMPARISON REPORT
FY 2021-2022**

REF #: FD-350	TITLE: COPIES OF MEDICAL DOCUMENTS
<u>CURRENT FEE</u>	<u>RECOMMENDED FEE</u>
\$0.10 per page	\$0.10 per page
REF #: FD-351	TITLE: FIRE STAND-BY
<u>CURRENT FEE</u>	<u>RECOMMENDED FEE</u>
Standby - \$41-\$489 per hour, minimum billing of 4 hours Event Overnight Stay (0-299 persons) - \$293 per event Apparatus/Vehicle Usage - \$\$52-\$293 per day	Charge the fully allocated hourly rates for all personnel involved.
REF #: FD-360	TITLE: COPIES OF REPORTS AND DOCUMENTS
<u>CURRENT FEE</u>	<u>RECOMMENDED FEE</u>
\$0.20 per page	\$0.20 per page
REF #: FD-363	TITLE: JUNIOR LIFEGUARD PROGRAM FEE
<u>CURRENT FEE</u>	<u>RECOMMENDED FEE</u>
\$535 per participant	\$555 per participant
REF #: FD-364	TITLE: SUBPOENA FEE
<u>CURRENT FEE</u>	<u>RECOMMENDED FEE</u>
\$15 per report	\$15 per report Fee is set by the Courts
REF #: FD-500	TITLE: EMS NON-TRANSPORT RESPONSE
<u>CURRENT FEE</u>	<u>RECOMMENDED FEE</u>
\$250 per response	\$250 per response

**CITY OF LONG BEACH
FEE COMPARISON REPORT
FY 2021-2022**

REF #: FD-501**TITLE: BASIC LIFE SUPPORT TRANSPORT RESP.****CURRENT FEE**

\$1,702 per patient transport
plus \$18.50 per mile
plus 1.75x cost of medical supplies
plus various costs for various medical services

RECOMMENDED FEE

Charge the current Los Angeles County Ambulance Rates, which for Fiscal Year 2022-2023 will be \$1,809 plus associated Mileage Rates and Special Charges

REF #: FD-502**TITLE: ADVANCED LIFE SUPP. TRANSPORT RESP.****CURRENT FEE**

\$2,550 per patient transport
plus \$18.50 per mile
plus 1.75x cost of medical supplies
plus various costs for various medical services

RECOMMENDED FEE

Charge the current Los Angeles County Ambulance Rates, which for Fiscal Year 2022-2023 will be \$2,710 plus associated Mileage Rates and Special Charges

REF #: FD-511**TITLE: VEH ACCIDENT/HAZ MAT RELEASE RESP.****CURRENT FEE**

\$319 - \$1,923 per incident

RECOMMENDED FEE

Charge the fully allocated hourly rate for all responding personnel plus any outside costs.

REF #: FD-520**TITLE: FIRE FALSE ALARM RESPONSE****CURRENT FEE**

None

RECOMMENDED FEE

First three responses in a calendar year - No Charge
4th response - \$235
5th response - \$470
6th and subsequent responses - \$705

REF #: FD-550**TITLE: VESSEL TOWING & HAULING****CURRENT FEE**

\$185 per hour, minimum of 1 hour

RECOMMENDED FEE

Charge the fully allocated hourly rates for all personnel involved plus any outside costs.

REF #: FD-551**TITLE: VESSEL IMPOUND TOWING****CURRENT FEE**

\$5.95 per foot of overall vessel length

RECOMMENDED FEE

Charge the fully allocated hourly rates for all personnel involved plus any outside costs.

**CITY OF LONG BEACH
FEE COMPARISON REPORT
FY 2021-2022**

REF #: FD-552	TITLE: VESSEL IMPOUND
<u>CURRENT FEE</u> \$144 per impound	<u>RECOMMENDED FEE</u> Charge the fully allocated hourly rates for all personnel involved plus any outside costs.
REF #: FD-553	TITLE: NON-EMERG DEWATERING PUMP-OUT
<u>CURRENT FEE</u> \$175 per hour, minimum of one hour	<u>RECOMMENDED FEE</u> Charge the fully allocated hourly rates for all personnel involved plus any outside costs.
REF #: FD-554	TITLE: DOCK TELEPHONE LINE INSTALLATION
<u>CURRENT FEE</u> \$175 per hour, minimum of one hour	<u>RECOMMENDED FEE</u> This service is no longer provided so it should be removed from the fee schedule
REF #: FD-555	TITLE: NON-EMERGENCY DIVE OPERATION
<u>CURRENT FEE</u> \$314 per hour, 1 hour minimum	<u>RECOMMENDED FEE</u> Charge the fully allocated hourly rates for all personnel involved plus any outside costs.
REF #: FD-556	TITLE: CONTAINMENT BOOM DEPLOYMENT
<u>CURRENT FEE</u> \$180 per hour, minimum of one hour	<u>RECOMMENDED FEE</u> Charge the fully allocated hourly rates for all personnel involved plus any outside costs.
REF #: FD-580	TITLE: FIRE DEPARTMENT TRAINING CENTER
<u>CURRENT FEE</u> Various fees	<u>RECOMMENDED FEE</u> The Department should charge market rates for these services.

**APPENDIX B - REVENUE AND COST SUMMARY WORKSHEETS MATCHED
WITH COST DETAIL WORKSHEETS**

**CITY OF LONG BEACH
REVENUE AND COST SUMMARY WORKSHEET
FY 2021-2022**

SERVICE FIREWORKS OUTSIDE PUBLIC DISPLAY		REFERENCE NO. FD-001	
PRIMARY DEPARTMENT FIRE PREVENTION	UNIT OF SERVICE EVENT	SERVICE RECIPIENT 807	
DESCRIPTION OF SERVICE Fireworks - outside public display . Approved standby fire-watch required at operator's expense, refer to MS-02A			
CURRENT FEE STRUCTURE \$625 per event			
<u>REVENUE AND COST COMPARISON</u>			
UNIT REVENUE: \$625.00		TOTAL REVENUE: \$1,250	
UNIT COST: \$2,275.00		TOTAL COST: \$4,550	
UNIT PROFIT (SUBSIDY): \$(1,650.00)		TOTAL PROFIT (SUBSIDY): \$(3,300)	
TOTAL UNITS: 2		PCT. COST RECOVERY: 27.47%	
SUGGESTED FEE FOR COST RECOVERY OF: 100% Land - \$1,820 per event Barge - \$2,730 per event			

**CITY OF LONG BEACH
COST DETAIL WORKSHEET
FY 2021-2022**

SERVICE FIREWORKS OUTSIDE PUBLIC DISPLAY				REFERENCE NO. FD-001		
NOTE Unit Costs are an Average of Total Units				TOTAL UNITS 2		
<u>DEPARTMENT</u>	<u>POSITION</u>	<u>TYPE</u>	<u>UNIT TIME</u>	<u>UNIT COST</u>	<u>ANN. UNITS</u>	<u>TOTAL COST</u>
FD CODE ENF	FIRE CAPTAIN	Land	1.60	\$445.10	1	\$445
FD CODE ENF	FIREFIGHTER	Land	6.40	\$1,374.91	1	\$1,375
		TYPE SUBTOTAL	8.00	\$1,820.01		\$1,820
FD CODE ENF	FIRE CAPTAIN	Barge	2.40	\$667.66	1	\$668
FD CODE ENF	FIREFIGHTER	Barge	9.60	\$2,062.37	1	\$2,062
		TYPE SUBTOTAL	12.00	\$2,730.03		\$2,730
TOTALS			20.00	\$2,275.00		\$4,550

**CITY OF LONG BEACH
REVENUE AND COST SUMMARY WORKSHEET
FY 2021-2022**

SERVICE BLASTING OPERATIONS		REFERENCE NO. FD-002	
PRIMARY DEPARTMENT FIRE PREVENTION	UNIT OF SERVICE EVENT	SERVICE RECIPIENT 808	
DESCRIPTION OF SERVICE Blasting operations - for each 4 hr period or any fraction thereof. Approved standby fire-watch may be required at operator's expense, refer to MS-02A-C, MS-03 and MS-04A-C			
CURRENT FEE STRUCTURE \$745 per event			
<u>REVENUE AND COST COMPARISON</u>			
UNIT REVENUE:	\$745.00	TOTAL REVENUE:	\$745
UNIT COST:	\$922.00	TOTAL COST:	\$922
UNIT PROFIT (SUBSIDY):	\$(177.00)	TOTAL PROFIT (SUBSIDY):	\$(177)
TOTAL UNITS:	1	PCT. COST RECOVERY:	80.80%
SUGGESTED FEE FOR COST RECOVERY OF: 100% \$920 per event			

**CITY OF LONG BEACH
COST DETAIL WORKSHEET
FY 2021-2022**

SERVICE BLASTING OPERATIONS				REFERENCE NO. FD-002		
NOTE Unit Costs are an Average of Total Units				TOTAL UNITS 1		
<u>DEPARTMENT</u>	<u>POSITION</u>	<u>TYPE</u>	<u>UNIT TIME</u>	<u>UNIT COST</u>	<u>ANN. UNITS</u>	<u>TOTAL COST</u>
FD CODE ENF	DEPUTY FIRE MARSHAL		2.00	\$492.52	1	\$493
FD CODE ENF	FIREFIGHTER		2.00	\$429.66	1	\$430
TYPE SUBTOTAL			4.00	\$922.18		\$922
TOTALS			4.00	\$922.00		\$922

**CITY OF LONG BEACH
REVENUE AND COST SUMMARY WORKSHEET
FY 2021-2022**

SERVICE SPECIAL EVENTS PLAN CHECK & INSPECT		REFERENCE NO. FD-003	
PRIMARY DEPARTMENT FIRE PREVENTION	UNIT OF SERVICE EVENT	SERVICE RECIPIENT 809,810,811,812,813,814	
DESCRIPTION OF SERVICE Special Events Plan Check & Site Inspection - other than tents and air supported structures.			
CURRENT FEE STRUCTURE 0-30K sq ft/0-2K occup - \$410 30K-60K sq ft/2K-4K occup - \$458 60K-90K sq ft/4K-6K occup - \$520 90K-120K sq ft/6K-8K occup - \$625 120K-150K sq ft/8k-10K occup - \$745 150K+ sq ft/10K+ occup - \$925			
<u>REVENUE AND COST COMPARISON</u>			
UNIT REVENUE: \$601.73		TOTAL REVENUE: \$43,926	
UNIT COST: \$10,067.88		TOTAL COST: \$734,955	
UNIT PROFIT (SUBSIDY): \$(9,466.15)		TOTAL PROFIT (SUBSIDY): \$(691,029)	
TOTAL UNITS: 73		PCT. COST RECOVERY: 5.98%	
SUGGESTED FEE FOR COST RECOVERY OF: 100% 0-30K sq ft/0-2K occup - \$2,780 30K-60K sq ft/2K-4K occup - \$3,340 60K-90K sq ft/4K-6K occup - \$3,895 90K-120K sq ft/6K-8K occup - \$4,450 120K-150K sq ft/8k-10K occup - \$8,345 150K-500K sq ft/10K-12K occup - \$16,690 500K+ sq ft/12K+ occup - \$18,080 Grand Prix - Charge the fully allocated hourly rates for all personnel involved plus any outside costs			

**CITY OF LONG BEACH
COST DETAIL WORKSHEET
FY 2021-2022**

SERVICE SPECIAL EVENTS PLAN CHECK & INSPECT				REFERENCE NO. FD-003		
NOTE Unit Costs are an Average of Total Units				TOTAL UNITS 73		
DEPARTMENT	POSITION	TYPE	UNIT TIME	UNIT COST	ANN. UNITS	TOTAL COST
FD CODE ENF	FIRE CAPTAIN	<30ksf/2kOcc	10.00	\$2,781.90	15	\$41,729
		TYPE SUBTOTAL	10.00	\$2,781.90		\$41,729
FD CODE ENF	FIRE CAPTAIN	30k-60ksf/2k-4kOcc	12.00	\$3,338.28	22	\$73,442
		TYPE SUBTOTAL	12.00	\$3,338.28		\$73,442
FD CODE ENF	FIRE CAPTAIN	60k-90ksf/4k-6kOcc	14.00	\$3,894.66	9	\$35,052
		TYPE SUBTOTAL	14.00	\$3,894.66		\$35,052
FD CODE ENF	FIRE CAPTAIN	90k-120ksf/6k-8kOcc	16.00	\$4,451.04	6	\$26,706
		TYPE SUBTOTAL	16.00	\$4,451.04		\$26,706
FD CODE ENF	FIRE CAPTAIN	120k-150ksf/8k-10kOc	30.00	\$8,345.70	6	\$50,074
		TYPE SUBTOTAL	30.00	\$8,345.70		\$50,074
FD CODE ENF	FIRE CAPTAIN	150k-500ksf/10k-12k	60.00	\$16,691.40	14	\$233,680
		TYPE SUBTOTAL	60.00	\$16,691.40		\$233,680
FD CODE ENF	FIRE CAPTAIN	500k+ Sf/20k+ Occ	65.00	\$18,082.35	1	\$18,082
		TYPE SUBTOTAL	65.00	\$18,082.35		\$18,082
FD OPS-ADMIN	BATTALION CHIEF	Grand Prix - 10%	242.50	\$48,395.73	1	\$48,396
FD PREVENTION-ADMIN	DEP FIRE CHIEF	Grand Prix - 5%	81.95	\$28,154.74	1	\$28,155
FD CODE ENF	FIRE CAPTAIN	Grand Prix - 20%	329.44	\$91,646.91	1	\$91,647
FD CODE ENF	FIREFIGHTER	Grand Prix - 20%	409.59	\$87,992.22	1	\$87,992
		TYPE SUBTOTAL	1,063.48	\$256,189.60		\$256,190
TOTALS			1,270.48	\$10,067.88		\$734,955

**CITY OF LONG BEACH
REVENUE AND COST SUMMARY WORKSHEET
FY 2021-2022**

SERVICE TENTS AND AIR-SUPPORTED STRUCTURES		REFERENCE NO. FD-004	
PRIMARY DEPARTMENT FIRE PREVENTION	UNIT OF SERVICE EVENT	SERVICE RECIPIENT 815,816,817	
DESCRIPTION OF SERVICE Tents and Air-supported Structures. Approved standby fire-watch required at operator's expense, refer to MS-02.			
CURRENT FEE STRUCTURE 0-4,000 sq ft - \$410 4,001-10,000 sq ft - \$520 10,001+ sq ft - \$700			
<u>REVENUE AND COST COMPARISON</u>			
UNIT REVENUE: \$436.96		TOTAL REVENUE: \$10,050	
UNIT COST: \$731.96		TOTAL COST: \$16,835	
UNIT PROFIT (SUBSIDY): \$(295.00)		TOTAL PROFIT (SUBSIDY): \$(6,785)	
TOTAL UNITS: 23		PCT. COST RECOVERY: 59.70%	
SUGGESTED FEE FOR COST RECOVERY OF: 100% 0-4,000 sq ft - \$685 4,001-10,000 sq ft - \$910 10,001+ sq ft - \$1,140			

**CITY OF LONG BEACH
COST DETAIL WORKSHEET
FY 2021-2022**

SERVICE TENTS AND AIR-SUPPORTED STRUCTURES				REFERENCE NO. FD-004		
NOTE Unit Costs are an Average of Total Units				TOTAL UNITS 23		
DEPARTMENT	POSITION	TYPE	UNIT TIME	UNIT COST	ANN. UNITS	TOTAL COST
FD CODE ENF	FIRE CAPTAIN	4,000sf Or Less	0.60	\$166.91	19	\$3,171
FD CODE ENF	FIREFIGHTER	4,000sf Or Less	2.40	\$515.59	19	\$9,796
		TYPE SUBTOTAL	3.00	\$682.50		\$12,968
FD CODE ENF	FIRE CAPTAIN	4,001-10,000sf	0.80	\$222.55	3	\$668
FD CODE ENF	FIREFIGHTER	4,001-10,000sf	3.20	\$687.46	3	\$2,062
		TYPE SUBTOTAL	4.00	\$910.01		\$2,730
FD CODE ENF	FIRE CAPTAIN	>10,000sf	1.00	\$278.19	1	\$278
FD CODE ENF	FIREFIGHTER	>10,000sf	4.00	\$859.32	1	\$859
		TYPE SUBTOTAL	5.00	\$1,137.51		\$1,138
TOTALS			12.00	\$731.96		\$16,835

**CITY OF LONG BEACH
REVENUE AND COST SUMMARY WORKSHEET
FY 2021-2022**

SERVICE BOWLING PIN OR ALLEY REFINISHING		REFERENCE NO. FD-005	
PRIMARY DEPARTMENT FIRE PREVENTION	UNIT OF SERVICE EVENT	SERVICE RECIPIENT 818	
DESCRIPTION OF SERVICE Business operators pay for the inspection of their operation.			
CURRENT FEE STRUCTURE \$410 per event			
<u>REVENUE AND COST COMPARISON</u>			
UNIT REVENUE:	\$410.00	TOTAL REVENUE:	\$410
UNIT COST:	\$455.00	TOTAL COST:	\$455
UNIT PROFIT (SUBSIDY):	\$(45.00)	TOTAL PROFIT (SUBSIDY):	\$(45)
TOTAL UNITS:	1	PCT. COST RECOVERY:	90.11%
SUGGESTED FEE FOR COST RECOVERY OF: 100% \$455 per permit			

**CITY OF LONG BEACH
COST DETAIL WORKSHEET
FY 2021-2022**

SERVICE BOWLING PIN OR ALLEY REFINISHING				REFERENCE NO. FD-005		
NOTE Unit Costs are an Average of Total Units				TOTAL UNITS 1		
<u>DEPARTMENT</u>	<u>POSITION</u>	<u>TYPE</u>	<u>UNIT TIME</u>	<u>UNIT COST</u>	<u>ANN. UNITS</u>	<u>TOTAL COST</u>
FD CODE ENF	FIRE CAPTAIN		0.40	\$111.28	1	\$111
FD CODE ENF	FIREFIGHTER		1.60	\$343.73	1	\$344
		TYPE SUBTOTAL	2.00	\$455.01		\$455
		TOTALS	2.00	\$455.00		\$455

**CITY OF LONG BEACH
REVENUE AND COST SUMMARY WORKSHEET
FY 2021-2022**

SERVICE FUMIGATION AND INSECTICIDE		REFERENCE NO. FD-006	
PRIMARY DEPARTMENT FIRE PREVENTION	UNIT OF SERVICE EVENT	SERVICE RECIPIENT 819	
DESCRIPTION OF SERVICE Fumigation or thermal insecticidal fogging operation			
CURRENT FEE STRUCTURE \$410 per event			
<u>REVENUE AND COST COMPARISON</u>			
UNIT REVENUE:	\$0.00	TOTAL REVENUE:	\$0
UNIT COST:	\$0.00	TOTAL COST:	\$0
UNIT PROFIT (SUBSIDY):	\$0.00	TOTAL PROFIT (SUBSIDY):	\$0
TOTAL UNITS:	1	PCT. COST RECOVERY:	0.00%
SUGGESTED FEE FOR COST RECOVERY OF: 100% This service is no longer provided so the fee should be removed from the fee schedule.			

**CITY OF LONG BEACH
COST DETAIL WORKSHEET
FY 2021-2022**

SERVICE FUMIGATION AND INSECTICIDE				REFERENCE NO. FD-006		
NOTE Unit Costs are an Average of Total Units				TOTAL UNITS 1		
<u>DEPARTMENT</u>	<u>POSITION</u>	<u>TYPE</u>	<u>UNIT TIME</u>	<u>UNIT COST</u>	<u>ANN. UNITS</u>	<u>TOTAL COST</u>
			0.00	\$0.00	0	\$0
		TYPE SUBTOTAL	0.00	\$0.00		\$0
		TOTALS	0.00	\$0.00		\$0

**CITY OF LONG BEACH
REVENUE AND COST SUMMARY WORKSHEET
FY 2021-2022**

SERVICE HOT AIR BALLOON		REFERENCE NO. FD-007	
PRIMARY DEPARTMENT FIRE PREVENTION	UNIT OF SERVICE EVENT	SERVICE RECIPIENT 820	
DESCRIPTION OF SERVICE Hot Air Balloon - open flame device - 24-hour permit			
CURRENT FEE STRUCTURE \$410 per event			
<u>REVENUE AND COST COMPARISON</u>			
UNIT REVENUE: \$410.00		TOTAL REVENUE: \$410	
UNIT COST: \$455.00		TOTAL COST: \$455	
UNIT PROFIT (SUBSIDY): <u>\$(45.00)</u>		TOTAL PROFIT (SUBSIDY): <u>\$(45)</u>	
TOTAL UNITS: 1		PCT. COST RECOVERY: 90.11%	
SUGGESTED FEE FOR COST RECOVERY OF: 100% \$455 per permit			

**CITY OF LONG BEACH
COST DETAIL WORKSHEET
FY 2021-2022**

SERVICE HOT AIR BALLOON				REFERENCE NO. FD-007		
NOTE Unit Costs are an Average of Total Units				TOTAL UNITS 1		
<u>DEPARTMENT</u>	<u>POSITION</u>	<u>TYPE</u>	<u>UNIT TIME</u>	<u>UNIT COST</u>	<u>ANN. UNITS</u>	<u>TOTAL COST</u>
FD CODE ENF	FIRE CAPTAIN		0.40	\$111.28	1	\$111
FD CODE ENF	FIREFIGHTER		1.60	\$343.73	1	\$344
		TYPE SUBTOTAL	2.00	\$455.01		\$455
		TOTALS	2.00	\$455.00		\$455

**CITY OF LONG BEACH
REVENUE AND COST SUMMARY WORKSHEET
FY 2021-2022**

SERVICE HELISTOP		REFERENCE NO. FD-008	
PRIMARY DEPARTMENT FIRE PREVENTION	UNIT OF SERVICE EVENT	SERVICE RECIPIENT 821	
DESCRIPTION OF SERVICE Helistop - temporary landing site - 24-hour permit. May require approved standby fire-watch at operator's expense, refer to MS-03 and MS-04			
CURRENT FEE STRUCTURE \$410 per event			
<u>REVENUE AND COST COMPARISON</u>			
UNIT REVENUE: \$410.00		TOTAL REVENUE: \$410	
UNIT COST: \$683.00		TOTAL COST: \$683	
UNIT PROFIT (SUBSIDY): \$(273.00)		TOTAL PROFIT (SUBSIDY): \$(273)	
TOTAL UNITS: 1		PCT. COST RECOVERY: 60.03%	
SUGGESTED FEE FOR COST RECOVERY OF: 100% \$685 per permit			

**CITY OF LONG BEACH
COST DETAIL WORKSHEET
FY 2021-2022**

SERVICE HELISTOP				REFERENCE NO. FD-008		
NOTE Unit Costs are an Average of Total Units				TOTAL UNITS 1		
<u>DEPARTMENT</u>	<u>POSITION</u>	<u>TYPE</u>	<u>UNIT TIME</u>	<u>UNIT COST</u>	<u>ANN. UNITS</u>	<u>TOTAL COST</u>
FD CODE ENF	FIRE CAPTAIN		0.60	\$166.91	1	\$167
FD CODE ENF	FIREFIGHTER		2.40	\$515.59	1	\$516
		TYPE SUBTOTAL	3.00	\$682.50		\$683
		TOTALS	3.00	\$683.00		\$683

**CITY OF LONG BEACH
REVENUE AND COST SUMMARY WORKSHEET
FY 2021-2022**

SERVICE FLOOR FINISH		REFERENCE NO. FD-009	
PRIMARY DEPARTMENT FIRE PREVENTION	UNIT OF SERVICE EVENT	SERVICE RECIPIENT 822	
DESCRIPTION OF SERVICE Business operators pay for the inspection of their operation.			
CURRENT FEE STRUCTURE \$410 per event			
<u>REVENUE AND COST COMPARISON</u>			
UNIT REVENUE:	\$410.00	TOTAL REVENUE:	\$410
UNIT COST:	\$455.00	TOTAL COST:	\$455
UNIT PROFIT (SUBSIDY):	\$(45.00)	TOTAL PROFIT (SUBSIDY):	\$(45)
TOTAL UNITS:	1	PCT. COST RECOVERY:	90.11%
SUGGESTED FEE FOR COST RECOVERY OF: 100% \$455 per permit			

**CITY OF LONG BEACH
COST DETAIL WORKSHEET
FY 2021-2022**

SERVICE FLOOR FINISH				REFERENCE NO. FD-009		
NOTE Unit Costs are an Average of Total Units				TOTAL UNITS 1		
<u>DEPARTMENT</u>	<u>POSITION</u>	<u>TYPE</u>	<u>UNIT TIME</u>	<u>UNIT COST</u>	<u>ANN. UNITS</u>	<u>TOTAL COST</u>
FD CODE ENF	FIRE CAPTAIN		0.40	\$111.28	1	\$111
FD CODE ENF	FIREFIGHTER		1.60	\$343.73	1	\$344
		TYPE SUBTOTAL	2.00	\$455.01		\$455
		TOTALS	2.00	\$455.00		\$455

**CITY OF LONG BEACH
REVENUE AND COST SUMMARY WORKSHEET
FY 2021-2022**

SERVICE LIQUID GAS OR FUELED VEHICLES		REFERENCE NO. FD-010	
PRIMARY DEPARTMENT FIRE PREVENTION	UNIT OF SERVICE EVENT	SERVICE RECIPIENT 823	
DESCRIPTION OF SERVICE Liquid or gas fueled vehicles or equipment in assembly buildings			
CURRENT FEE STRUCTURE \$410 per event			
<u>REVENUE AND COST COMPARISON</u>			
UNIT REVENUE: \$410.00		TOTAL REVENUE: \$410	
UNIT COST: \$455.00		TOTAL COST: \$455	
UNIT PROFIT (SUBSIDY): <u>\$(45.00)</u>		TOTAL PROFIT (SUBSIDY): <u>\$(45)</u>	
TOTAL UNITS: 1		PCT. COST RECOVERY: 90.11%	
SUGGESTED FEE FOR COST RECOVERY OF: 100% \$455 per permit			

**CITY OF LONG BEACH
COST DETAIL WORKSHEET
FY 2021-2022**

SERVICE LIQUID GAS OR FUELED VEHICLES				REFERENCE NO. FD-010		
NOTE Unit Costs are an Average of Total Units				TOTAL UNITS 1		
<u>DEPARTMENT</u>	<u>POSITION</u>	<u>TYPE</u>	<u>UNIT TIME</u>	<u>UNIT COST</u>	<u>ANN. UNITS</u>	<u>TOTAL COST</u>
FD CODE ENF	FIRE CAPTAIN		0.40	\$111.28	1	\$111
FD CODE ENF	FIREFIGHTER		1.60	\$343.73	1	\$344
		TYPE SUBTOTAL	2.00	\$455.01		\$455
		TOTALS	2.00	\$455.00		\$455

**CITY OF LONG BEACH
REVENUE AND COST SUMMARY WORKSHEET
FY 2021-2022**

SERVICE OPEN BURNING/FLAME		REFERENCE NO. FD-011	
PRIMARY DEPARTMENT FIRE PREVENTION	UNIT OF SERVICE EVENT	SERVICE RECIPIENT 824	
DESCRIPTION OF SERVICE Business operators pay for the inspection of their operation.			
CURRENT FEE STRUCTURE \$400 per event			
<u>REVENUE AND COST COMPARISON</u>			
UNIT REVENUE:	\$400.00	TOTAL REVENUE:	\$400
UNIT COST:	\$910.00	TOTAL COST:	\$910
UNIT PROFIT (SUBSIDY):	\$(510.00)	TOTAL PROFIT (SUBSIDY):	\$(510)
TOTAL UNITS:	1	PCT. COST RECOVERY:	43.96%
SUGGESTED FEE FOR COST RECOVERY OF: 100% \$910 per permit			

**CITY OF LONG BEACH
COST DETAIL WORKSHEET
FY 2021-2022**

SERVICE OPEN BURNING/FLAME				REFERENCE NO. FD-011		
NOTE Unit Costs are an Average of Total Units				TOTAL UNITS 1		
<u>DEPARTMENT</u>	<u>POSITION</u>	<u>TYPE</u>	<u>UNIT TIME</u>	<u>UNIT COST</u>	<u>ANN. UNITS</u>	<u>TOTAL COST</u>
FD CODE ENF	FIRE CAPTAIN		0.80	\$222.55	1	\$223
FD CODE ENF	FIREFIGHTER		3.20	\$687.46	1	\$687
		TYPE SUBTOTAL	4.00	\$910.01		\$910
		TOTALS	4.00	\$910.00		\$910

**CITY OF LONG BEACH
REVENUE AND COST SUMMARY WORKSHEET
FY 2021-2022**

SERVICE RECREATIONAL FIRE		REFERENCE NO. FD-012	
PRIMARY DEPARTMENT FIRE PREVENTION	UNIT OF SERVICE EVENT	SERVICE RECIPIENT 825	
DESCRIPTION OF SERVICE Business operators pay for the inspection of their operation.			
CURRENT FEE STRUCTURE \$410 per event			
<u>REVENUE AND COST COMPARISON</u>			
UNIT REVENUE: \$410.00		TOTAL REVENUE: \$410	
UNIT COST: \$910.00		TOTAL COST: \$910	
UNIT PROFIT (SUBSIDY): \$(500.00)		TOTAL PROFIT (SUBSIDY): \$(500)	
TOTAL UNITS: 1		PCT. COST RECOVERY: 45.05%	
SUGGESTED FEE FOR COST RECOVERY OF: 100% \$910 per permit			

August 11, 2022

**CITY OF LONG BEACH
COST DETAIL WORKSHEET
FY 2021-2022**

SERVICE RECREATIONAL FIRE				REFERENCE NO. FD-012		
NOTE Unit Costs are an Average of Total Units				TOTAL UNITS 1		
<u>DEPARTMENT</u>	<u>POSITION</u>	<u>TYPE</u>	<u>UNIT TIME</u>	<u>UNIT COST</u>	<u>ANN. UNITS</u>	<u>TOTAL COST</u>
FD CODE ENF	FIRE CAPTAIN		0.80	\$222.55	1	\$223
FD CODE ENF	FIREFIGHTER		3.20	\$687.46	1	\$687
		TYPE SUBTOTAL	4.00	\$910.01		\$910
		TOTALS	4.00	\$910.00		\$910

**CITY OF LONG BEACH
REVENUE AND COST SUMMARY WORKSHEET
FY 2021-2022**

SERVICE FIRE/FLAME PERFORMER		REFERENCE NO. FD-013	
PRIMARY DEPARTMENT FIRE PREVENTION	UNIT OF SERVICE EVENT	SERVICE RECIPIENT 825	
DESCRIPTION OF SERVICE Business operators pay for the inspection of their operation.			
CURRENT FEE STRUCTURE None			
<u>REVENUE AND COST COMPARISON</u>			
UNIT REVENUE:	\$0.00	TOTAL REVENUE:	\$0
UNIT COST:	\$1,365.00	TOTAL COST:	\$1,365
UNIT PROFIT (SUBSIDY):	\$(1,365.00)	TOTAL PROFIT (SUBSIDY):	\$(1,365)
TOTAL UNITS:	1	PCT. COST RECOVERY:	0.00%
SUGGESTED FEE FOR COST RECOVERY OF: 100% Small Event - \$455 Large Event - \$910			

**CITY OF LONG BEACH
COST DETAIL WORKSHEET
FY 2021-2022**

SERVICE FIRE/FLAME PERFORMER				REFERENCE NO. FD-013		
NOTE Unit Costs are an Average of Total Units				TOTAL UNITS 1		
<u>DEPARTMENT</u>	<u>POSITION</u>	<u>TYPE</u>	<u>UNIT TIME</u>	<u>UNIT COST</u>	<u>ANN. UNITS</u>	<u>TOTAL COST</u>
FD CODE ENF	FIRE CAPTAIN	Small Event	0.40	\$111.28	1	\$111
FD CODE ENF	FIREFIGHTER	Small Event	1.60	\$343.73	1	\$344
		TYPE SUBTOTAL	2.00	\$455.01		\$455
FD CODE ENF	FIRE CAPTAIN	Large Event	0.80	\$222.55	1	\$223
FD CODE ENF	FIREFIGHTER	Large Event	3.20	\$687.46	1	\$687
		TYPE SUBTOTAL	4.00	\$910.01		\$910
TOTALS			6.00	\$1,365.00		\$1,365

**CITY OF LONG BEACH
REVENUE AND COST SUMMARY WORKSHEET
FY 2021-2022**

SERVICE TANKS OUT OF SERVICE		REFERENCE NO. FD-014	
PRIMARY DEPARTMENT FIRE CUPA	UNIT OF SERVICE EVENT	SERVICE RECIPIENT 827,828	
DESCRIPTION OF SERVICE (CUPA) Business operators pay for the inspection of their operation.			
CURRENT FEE STRUCTURE Underground Tanks - \$364 per event Above Ground Tanks - \$410 per event			
<u>REVENUE AND COST COMPARISON</u>			
UNIT REVENUE:	\$387.00	TOTAL REVENUE:	\$774
UNIT COST:	\$829.00	TOTAL COST:	\$1,658
UNIT PROFIT (SUBSIDY):	\$(442.00)	TOTAL PROFIT (SUBSIDY):	\$(884)
TOTAL UNITS:	2	PCT. COST RECOVERY:	46.68%
SUGGESTED FEE FOR COST RECOVERY OF: 100% Underground Tanks - \$830 per event Above Ground Tanks - \$830 per event			

**CITY OF LONG BEACH
COST DETAIL WORKSHEET
FY 2021-2022**

SERVICE TANKS OUT OF SERVICE				REFERENCE NO. FD-014		
NOTE Unit Costs are an Average of Total Units				TOTAL UNITS 2		
<u>DEPARTMENT</u>	<u>POSITION</u>	<u>TYPE</u>	<u>UNIT TIME</u>	<u>UNIT COST</u>	<u>ANN. UNITS</u>	<u>TOTAL COST</u>
CUPA - FIRE	PLAN CHECKER-FIRE PR II	Underground	4.00	\$828.92	1	\$829
		TYPE SUBTOTAL	4.00	\$828.92		\$829
CUPA - FIRE	PLAN CHECKER-FIRE PR II	Above Ground	4.00	\$828.92	1	\$829
		TYPE SUBTOTAL	4.00	\$828.92		\$829
TOTALS			8.00	\$829.00		\$1,658

**CITY OF LONG BEACH
REVENUE AND COST SUMMARY WORKSHEET
FY 2021-2022**

SERVICE TENT/AIR-SUPP STRUCT W/SPEC EVENT		REFERENCE NO. FD-015	
PRIMARY DEPARTMENT FIRE PREVENTION	UNIT OF SERVICE EVENT	SERVICE RECIPIENT 829,830,831	
DESCRIPTION OF SERVICE Tents and Air-supported Structures installed in combination with one of SA-03A through SA-03F (FD-004) above.			
CURRENT FEE STRUCTURE 0-4,000 sq ft - \$113 4,001-10,000 sq ft - \$225 10,001+ sq ft - \$410			
<u>REVENUE AND COST COMPARISON</u>			
UNIT REVENUE: \$146.94		TOTAL REVENUE: \$9,992	
UNIT COST: \$742.72		TOTAL COST: \$50,505	
UNIT PROFIT (SUBSIDY): \$(595.78)		TOTAL PROFIT (SUBSIDY): \$(40,513)	
TOTAL UNITS: 68		PCT. COST RECOVERY: 19.78%	
SUGGESTED FEE FOR COST RECOVERY OF: 100% 0-4,000 sq ft - \$685 4,001-10,000 sq ft - \$910 10,001+ sq ft - \$1,140			

**CITY OF LONG BEACH
COST DETAIL WORKSHEET
FY 2021-2022**

SERVICE				REFERENCE NO.		
TENT/AIR-SUPP STRUCT W/SPEC EVENT				FD-015		
NOTE				TOTAL UNITS		
Unit Costs are an Average of Total Units				68		
DEPARTMENT	POSITION	TYPE	UNIT TIME	UNIT COST	ANN. UNITS	TOTAL COST
FD CODE ENF	FIRE CAPTAIN	4,000sf Or Less	0.60	\$166.91	54	\$9,013
FD CODE ENF	FIREFIGHTER	4,000sf Or Less	2.40	\$515.59	54	\$27,842
TYPE SUBTOTAL			3.00	\$682.50		\$36,855
FD CODE ENF	FIRE CAPTAIN	4,001-10,000sf	0.80	\$222.55	10	\$2,226
FD CODE ENF	FIREFIGHTER	4,001-10,000sf	3.20	\$687.46	10	\$6,875
TYPE SUBTOTAL			4.00	\$910.01		\$9,100
FD CODE ENF	FIRE CAPTAIN	>10,000sf	1.00	\$278.19	4	\$1,113
FD CODE ENF	FIREFIGHTER	>10,000sf	4.00	\$859.32	4	\$3,437
TYPE SUBTOTAL			5.00	\$1,137.51		\$4,550
TOTALS			12.00	\$742.72		\$50,505

**CITY OF LONG BEACH
REVENUE AND COST SUMMARY WORKSHEET
FY 2021-2022**

SERVICE PYROTECHICAL SPECIAL EFFECTS		REFERENCE NO. FD-016	
PRIMARY DEPARTMENT FIRE PREVENTION	UNIT OF SERVICE EVENT	SERVICE RECIPIENT 754	
DESCRIPTION OF SERVICE Pyrotechnical Special Effects Material use and handling			
CURRENT FEE STRUCTURE \$255 per event			
<u>REVENUE AND COST COMPARISON</u>			
UNIT REVENUE: \$255.00		TOTAL REVENUE: \$255	
UNIT COST: \$1,820.00		TOTAL COST: \$1,820	
UNIT PROFIT (SUBSIDY): \$(1,565.00)		TOTAL PROFIT (SUBSIDY): \$(1,565)	
TOTAL UNITS: 1		PCT. COST RECOVERY: 14.01%	
SUGGESTED FEE FOR COST RECOVERY OF: 100% \$1,820 per event			

August 11, 2022

**CITY OF LONG BEACH
COST DETAIL WORKSHEET
FY 2021-2022**

SERVICE PYROTECHICAL SPECIAL EFFECTS				REFERENCE NO. FD-016		
NOTE Unit Costs are an Average of Total Units				TOTAL UNITS 1		
<u>DEPARTMENT</u>	<u>POSITION</u>	<u>TYPE</u>	<u>UNIT TIME</u>	<u>UNIT COST</u>	<u>ANN. UNITS</u>	<u>TOTAL COST</u>
FD CODE ENF	FIRE CAPTAIN		1.60	\$445.10	1	\$445
FD CODE ENF	FIREFIGHTER		6.40	\$1,374.91	1	\$1,375
		TYPE SUBTOTAL	8.00	\$1,820.01		\$1,820
		TOTALS	8.00	\$1,820.00		\$1,820

**CITY OF LONG BEACH
REVENUE AND COST SUMMARY WORKSHEET
FY 2021-2022**

SERVICE PRODUCTION FACILITIES		REFERENCE NO. FD-017	
PRIMARY DEPARTMENT FIRE PREVENTION	UNIT OF SERVICE EVENT	SERVICE RECIPIENT 768	
DESCRIPTION OF SERVICE Business operators pay for the inspection of their operation. To changes use or occupancy, or allow the attendance of a live audience, or for wrap parties.			
CURRENT FEE STRUCTURE \$400 per event			
<u>REVENUE AND COST COMPARISON</u>			
UNIT REVENUE: \$400.00		TOTAL REVENUE: \$400	
UNIT COST: \$910.00		TOTAL COST: \$910	
UNIT PROFIT (SUBSIDY): \$(510.00)		TOTAL PROFIT (SUBSIDY): \$(510)	
TOTAL UNITS: 1		PCT. COST RECOVERY: 43.96%	
SUGGESTED FEE FOR COST RECOVERY OF: 100% \$910 per event			

August 11, 2022

**CITY OF LONG BEACH
COST DETAIL WORKSHEET
FY 2021-2022**

SERVICE PRODUCTION FACILITIES				REFERENCE NO. FD-017		
NOTE Unit Costs are an Average of Total Units				TOTAL UNITS 1		
<u>DEPARTMENT</u>	<u>POSITION</u>	<u>TYPE</u>	<u>UNIT TIME</u>	<u>UNIT COST</u>	<u>ANN. UNITS</u>	<u>TOTAL COST</u>
FD CODE ENF	FIRE CAPTAIN		0.80	\$222.55	1	\$223
FD CODE ENF	FIREFIGHTER		3.20	\$687.46	1	\$687
		TYPE SUBTOTAL	4.00	\$910.01		\$910
		TOTALS	4.00	\$910.00		\$910

**CITY OF LONG BEACH
REVENUE AND COST SUMMARY WORKSHEET
FY 2021-2022**

SERVICE CARNIVAL AND FAIRS		REFERENCE NO. FD-018	
PRIMARY DEPARTMENT FIRE PREVENTION	UNIT OF SERVICE EVENT	SERVICE RECIPIENT 740	
DESCRIPTION OF SERVICE Business operators pay for the inspection of their operation.			
CURRENT FEE STRUCTURE \$410 per event			
<u>REVENUE AND COST COMPARISON</u>			
UNIT REVENUE: \$410.00		TOTAL REVENUE: \$410	
UNIT COST: \$1,113.00		TOTAL COST: \$1,113	
UNIT PROFIT (SUBSIDY): \$(703.00)		TOTAL PROFIT (SUBSIDY): \$(703)	
TOTAL UNITS: 1		PCT. COST RECOVERY: 36.84%	
SUGGESTED FEE FOR COST RECOVERY OF: 100% \$1,115 per event			

**CITY OF LONG BEACH
COST DETAIL WORKSHEET
FY 2021-2022**

SERVICE CARNIVAL AND FAIRS				REFERENCE NO. FD-018		
NOTE Unit Costs are an Average of Total Units				TOTAL UNITS 1		
<u>DEPARTMENT</u>	<u>POSITION</u>	<u>TYPE</u>	<u>UNIT TIME</u>	<u>UNIT COST</u>	<u>ANN. UNITS</u>	<u>TOTAL COST</u>
FD CODE ENF	FIRE CAPTAIN		4.00	\$1,112.76	1	\$1,113
		TYPE SUBTOTAL	4.00	\$1,112.76		\$1,113
		TOTALS	4.00	\$1,113.00		\$1,113

**CITY OF LONG BEACH
REVENUE AND COST SUMMARY WORKSHEET
FY 2021-2022**

SERVICE DRONE OPERATION PERMIT		REFERENCE NO. FD-019	
PRIMARY DEPARTMENT FIRE PREVENTION	UNIT OF SERVICE PERMIT	SERVICE RECIPIENT	
DESCRIPTION OF SERVICE Business operators pay for the inspection of their operation.			
CURRENT FEE STRUCTURE None			
<u>REVENUE AND COST COMPARISON</u>			
UNIT REVENUE:	\$0.00	TOTAL REVENUE:	\$0
UNIT COST:	\$910.00	TOTAL COST:	\$910
UNIT PROFIT (SUBSIDY):	\$(910.00)	TOTAL PROFIT (SUBSIDY):	\$(910)
TOTAL UNITS:	1	PCT. COST RECOVERY:	0.00%
SUGGESTED FEE FOR COST RECOVERY OF: 100% \$910 per event			

**CITY OF LONG BEACH
COST DETAIL WORKSHEET
FY 2021-2022**

SERVICE DRONE OPERATION PERMIT				REFERENCE NO. FD-019		
NOTE Unit Costs are an Average of Total Units				TOTAL UNITS 1		
<u>DEPARTMENT</u>	<u>POSITION</u>	<u>TYPE</u>	<u>UNIT TIME</u>	<u>UNIT COST</u>	<u>ANN. UNITS</u>	<u>TOTAL COST</u>
FD CODE ENF	FIRE CAPTAIN		0.80	\$222.55	1	\$223
FD CODE ENF	FIREFIGHTER		3.20	\$687.46	1	\$687
		TYPE SUBTOTAL	4.00	\$910.01		\$910
		TOTALS	4.00	\$910.00		\$910

**CITY OF LONG BEACH
REVENUE AND COST SUMMARY WORKSHEET
FY 2021-2022**

SERVICE GENERAL USE PERMIT AND CERTIFICATES		REFERENCE NO. FD-100	
PRIMARY DEPARTMENT FIRE PREVENTION	UNIT OF SERVICE ANNUAL PERMIT	SERVICE RECIPIENT 661	
DESCRIPTION OF SERVICE Permit required for any activity or operation not specifically described below which is likely to produce conditions hazardous to life or property, and shall be accompanied by fees as set forth herein			
CURRENT FEE STRUCTURE \$410 per annual permit			
<u>REVENUE AND COST COMPARISON</u>			
UNIT REVENUE:	\$410.23	TOTAL REVENUE:	\$106,660
UNIT COST:	\$429.66	TOTAL COST:	\$111,712
UNIT PROFIT (SUBSIDY):	\$(19.43)	TOTAL PROFIT (SUBSIDY):	\$(5,052)
TOTAL UNITS:	260	PCT. COST RECOVERY:	95.48%
SUGGESTED FEE FOR COST RECOVERY OF: 100% \$430 per annual permit			

**CITY OF LONG BEACH
COST DETAIL WORKSHEET
FY 2021-2022**

111

**CITY OF LONG BEACH
REVENUE AND COST SUMMARY WORKSHEET
FY 2021-2022**

SERVICE TIRE RECAPPING/REBUILDING PLANT		REFERENCE NO. FD-101	
PRIMARY DEPARTMENT FIRE PREVENTION	UNIT OF SERVICE ANNUAL PERMIT	SERVICE RECIPIENT 662	
DESCRIPTION OF SERVICE Owners/Tenants pay for the inspection of their operation.			
CURRENT FEE STRUCTURE \$390 per annual permit			
<u>REVENUE AND COST COMPARISON</u>			
UNIT REVENUE:	\$410.00	TOTAL REVENUE:	\$410
UNIT COST:	\$430.00	TOTAL COST:	\$430
UNIT PROFIT (SUBSIDY):	\$(20.00)	TOTAL PROFIT (SUBSIDY):	\$(20)
TOTAL UNITS:	1	PCT. COST RECOVERY:	95.35%
SUGGESTED FEE FOR COST RECOVERY OF: 100% \$430 per permit			

**CITY OF LONG BEACH
COST DETAIL WORKSHEET
FY 2021-2022**

SERVICE TIRE RECAPPING/REBUILDING PLANT				REFERENCE NO. FD-101		
NOTE Unit Costs are an Average of Total Units				TOTAL UNITS 1		
<u>DEPARTMENT</u>	<u>POSITION</u>	<u>TYPE</u>	<u>UNIT TIME</u>	<u>UNIT COST</u>	<u>ANN. UNITS</u>	<u>TOTAL COST</u>
FD CODE ENF	FIREFIGHTER		2.00	\$429.66	1	\$430
		TYPE SUBTOTAL	2.00	\$429.66		\$430
		TOTALS	2.00	\$430.00		\$430

**CITY OF LONG BEACH
REVENUE AND COST SUMMARY WORKSHEET
FY 2021-2022**

SERVICE WASTE HANDLING-AUTO WRECKING,JUNK		REFERENCE NO. FD-102	
PRIMARY DEPARTMENT FIRE PREVENTION	UNIT OF SERVICE ANNUAL PERMIT	SERVICE RECIPIENT 663	
DESCRIPTION OF SERVICE Waste Handling - automobile wrecking yards, junk yards or waste material handling plants			
CURRENT FEE STRUCTURE \$410 per annual permit			
<u>REVENUE AND COST COMPARISON</u>			
UNIT REVENUE: \$410.00		TOTAL REVENUE: \$410	
UNIT COST: \$430.00		TOTAL COST: \$430	
UNIT PROFIT (SUBSIDY): \$(20.00)		TOTAL PROFIT (SUBSIDY): \$(20)	
TOTAL UNITS: 1		PCT. COST RECOVERY: 95.35%	
SUGGESTED FEE FOR COST RECOVERY OF: 100% \$430 per annual permit			

August 11, 2022

**CITY OF LONG BEACH
COST DETAIL WORKSHEET
FY 2021-2022**

SERVICE WASTE HANDLING-AUTO WRECKING,JUNK				REFERENCE NO. FD-102		
NOTE Unit Costs are an Average of Total Units				TOTAL UNITS 1		
<u>DEPARTMENT</u>	<u>POSITION</u>	<u>TYPE</u>	<u>UNIT TIME</u>	<u>UNIT COST</u>	<u>ANN. UNITS</u>	<u>TOTAL COST</u>
FD CODE ENF	FIREFIGHTER		2.00	\$429.66	1	\$430
		TYPE SUBTOTAL	2.00	\$429.66		\$430
		TOTALS	2.00	\$430.00		\$430

**CITY OF LONG BEACH
REVENUE AND COST SUMMARY WORKSHEET
FY 2021-2022**

SERVICE CELLULOSE NITRATE-PLASTIC STORAGE		REFERENCE NO. FD-103	
PRIMARY DEPARTMENT FIRE PREVENTION	UNIT OF SERVICE ANNUAL PERMIT	SERVICE RECIPIENT 664	
DESCRIPTION OF SERVICE Cellulose nitrate: Plastics (Pyroloxlin) - storage and/or manufacturing of Cellulose nitrate motion picture film			
CURRENT FEE STRUCTURE \$410 per annual permit			
<u>REVENUE AND COST COMPARISON</u>			
UNIT REVENUE:	\$410.00	TOTAL REVENUE:	\$410
UNIT COST:	\$430.00	TOTAL COST:	\$430
UNIT PROFIT (SUBSIDY):	\$(20.00)	TOTAL PROFIT (SUBSIDY):	\$(20)
TOTAL UNITS:	1	PCT. COST RECOVERY:	95.35%
SUGGESTED FEE FOR COST RECOVERY OF: 100% \$430 per annual permit			

**CITY OF LONG BEACH
COST DETAIL WORKSHEET
FY 2021-2022**

SERVICE CELLULOSE NITRATE-PLASTIC STORAGE				REFERENCE NO. FD-103		
NOTE Unit Costs are an Average of Total Units				TOTAL UNITS 1		
<u>DEPARTMENT</u>	<u>POSITION</u>	<u>TYPE</u>	<u>UNIT TIME</u>	<u>UNIT COST</u>	<u>ANN. UNITS</u>	<u>TOTAL COST</u>
FD CODE ENF	FIREFIGHTER		2.00	\$429.66	1	\$430
		TYPE SUBTOTAL	2.00	\$429.66		\$430
		TOTALS	2.00	\$430.00		\$430

**CITY OF LONG BEACH
REVENUE AND COST SUMMARY WORKSHEET
FY 2021-2022**

SERVICE COMBUSTIBLE FIBERS/MATERIALS		REFERENCE NO. FD-104	
PRIMARY DEPARTMENT FIRE PREVENTION	UNIT OF SERVICE ANNUAL PERMIT	SERVICE RECIPIENT 665	
DESCRIPTION OF SERVICE Combustible fibers or material storage and/or handling, over 100 cubic feet			
CURRENT FEE STRUCTURE \$410 per annual permit			
<u>REVENUE AND COST COMPARISON</u>			
UNIT REVENUE:	\$410.00	TOTAL REVENUE:	\$2,050
UNIT COST:	\$429.60	TOTAL COST:	\$2,148
UNIT PROFIT (SUBSIDY):	\$(19.60)	TOTAL PROFIT (SUBSIDY):	\$(98)
TOTAL UNITS:	5	PCT. COST RECOVERY:	95.44%
SUGGESTED FEE FOR COST RECOVERY OF: 100% \$430 per annual permit			

**CITY OF LONG BEACH
COST DETAIL WORKSHEET
FY 2021-2022**

SERVICE COMBUSTIBLE FIBERS/MATERIALS				REFERENCE NO. FD-104		
NOTE Unit Costs are an Average of Total Units				TOTAL UNITS 5		
<u>DEPARTMENT</u>	<u>POSITION</u>	<u>TYPE</u>	<u>UNIT TIME</u>	<u>UNIT COST</u>	<u>ANN. UNITS</u>	<u>TOTAL COST</u>
FD CODE ENF	FIREFIGHTER		2.00	\$429.66	5	\$2,148
		TYPE SUBTOTAL	2.00	\$429.66		\$2,148
		TOTALS	2.00	\$429.60		\$2,148

**CITY OF LONG BEACH
REVENUE AND COST SUMMARY WORKSHEET
FY 2021-2022**

SERVICE COMPRESSED GAS		REFERENCE NO. FD-105	
PRIMARY DEPARTMENT FIRE PREVENTION	UNIT OF SERVICE ANNUAL PERMIT	SERVICE RECIPIENT 666,667,668,670	
DESCRIPTION OF SERVICE Compressed gases - storage, handling and/or use - Non-flammable and flammable			
CURRENT FEE STRUCTURE Non-Flammable 6,000-12,000 cubic feet - \$309 12,000+ cubic feet - \$410 Flammable 200-12,000 cubic feet - \$309 12,000+ cubic feet - \$410			
<u>REVENUE AND COST COMPARISON</u>			
UNIT REVENUE: \$327.62		TOTAL REVENUE: \$46,195	
UNIT COST: \$342.06		TOTAL COST: \$48,230	
UNIT PROFIT (SUBSIDY): \$(14.44)		TOTAL PROFIT (SUBSIDY): \$(2,035)	
TOTAL UNITS: 141		PCT. COST RECOVERY: 95.78%	
SUGGESTED FEE FOR COST RECOVERY OF: 100% Non-Flammable 6,000-12,000 cubic feet - \$320 12,000+ cubic feet - \$430 Flammable 200-12,000 cubic feet - \$320 12,000+ cubic feet - \$430			

**CITY OF LONG BEACH
COST DETAIL WORKSHEET
FY 2021-2022**

SERVICE COMPRESSED GAS				REFERENCE NO. FD-105		
NOTE Unit Costs are an Average of Total Units				TOTAL UNITS 141		
<u>DEPARTMENT</u>	<u>POSITION</u>	<u>TYPE</u>	<u>UNIT TIME</u>	<u>UNIT COST</u>	<u>ANN. UNITS</u>	<u>TOTAL COST</u>
FD CODE ENF	FIREFIGHTER	NonFlammnle 6k-12kcf	1.50	\$322.25	31	\$9,990
		TYPE SUBTOTAL	1.50	\$322.25		\$9,990
FD CODE ENF	FIREFIGHTER	NonFlammable >12kcf	2.00	\$429.66	17	\$7,304
		TYPE SUBTOTAL	2.00	\$429.66		\$7,304
FD CODE ENF	FIREFIGHTER	Flammable 200-12kcf	1.50	\$322.25	84	\$27,069
		TYPE SUBTOTAL	1.50	\$322.25		\$27,069
FD CODE ENF	FIREFIGHTER	Flammable >12kcf	2.00	\$429.66	9	\$3,867
		TYPE SUBTOTAL	2.00	\$429.66		\$3,867
TOTALS			7.00	\$342.06		\$48,230

**CITY OF LONG BEACH
REVENUE AND COST SUMMARY WORKSHEET
FY 2021-2022**

SERVICE CRYGENIC FLUIDS		REFERENCE NO. FD-106	
PRIMARY DEPARTMENT FIRE PREVENTION	UNIT OF SERVICE ANNUAL PERMIT	SERVICE RECIPIENT 671	
DESCRIPTION OF SERVICE Cryogenic fluids - storage, handling, and/or use - see CFC Table 105.6.10			
CURRENT FEE STRUCTURE \$410 per annual permit			
<u>REVENUE AND COST COMPARISON</u>			
UNIT REVENUE: \$410.00		TOTAL REVENUE: \$6,970	
UNIT COST: \$429.65		TOTAL COST: \$7,304	
UNIT PROFIT (SUBSIDY): \$(19.65)		TOTAL PROFIT (SUBSIDY): \$(334)	
TOTAL UNITS: 17		PCT. COST RECOVERY: 95.43%	
SUGGESTED FEE FOR COST RECOVERY OF: 100% \$430 per annual permit			

**CITY OF LONG BEACH
COST DETAIL WORKSHEET
FY 2021-2022**

SERVICE CRYGENIC FLUIDS				REFERENCE NO. FD-106		
NOTE Unit Costs are an Average of Total Units				TOTAL UNITS 17		
<u>DEPARTMENT</u>	<u>POSITION</u>	<u>TYPE</u>	<u>UNIT TIME</u>	<u>UNIT COST</u>	<u>ANN. UNITS</u>	<u>TOTAL COST</u>
FD CODE ENF	FIREFIGHTER		2.00	\$429.66	17	\$7,304
		TYPE SUBTOTAL	2.00	\$429.66		\$7,304
		TOTALS	2.00	\$429.65		\$7,304

**CITY OF LONG BEACH
REVENUE AND COST SUMMARY WORKSHEET
FY 2021-2022**

SERVICE EXPLOSIVES		REFERENCE NO. FD-107	
PRIMARY DEPARTMENT FIRE PREVENTION	UNIT OF SERVICE ANNUAL PERMIT	SERVICE RECIPIENT 675	
DESCRIPTION OF SERVICE Explosives, Including fireworks and pyrotechnic devices - possession, storage, and/or transportation			
CURRENT FEE STRUCTURE \$699 per annual permit			
<u>REVENUE AND COST COMPARISON</u>			
UNIT REVENUE:	\$699.00	TOTAL REVENUE:	\$1,398
UNIT COST:	\$644.50	TOTAL COST:	\$1,289
UNIT PROFIT (SUBSIDY):	\$54.50	TOTAL PROFIT (SUBSIDY):	\$109
TOTAL UNITS:	2	PCT. COST RECOVERY:	108.46%
SUGGESTED FEE FOR COST RECOVERY OF: 100% \$645 per annual permit			

**CITY OF LONG BEACH
COST DETAIL WORKSHEET
FY 2021-2022**

SERVICE EXPLOSIVES				REFERENCE NO. FD-107		
NOTE Unit Costs are an Average of Total Units				TOTAL UNITS 2		
<u>DEPARTMENT</u>	<u>POSITION</u>	<u>TYPE</u>	<u>UNIT TIME</u>	<u>UNIT COST</u>	<u>ANN. UNITS</u>	<u>TOTAL COST</u>
FD CODE ENF	FIREFIGHTER		3.00	\$644.49	2	\$1,289
		TYPE SUBTOTAL	3.00	\$644.49		\$1,289
TOTALS			3.00	\$644.50		\$1,289

**CITY OF LONG BEACH
REVENUE AND COST SUMMARY WORKSHEET
FY 2021-2022**

SERVICE FLAMABLE FINISHES		REFERENCE NO. FD-108	
PRIMARY DEPARTMENT FIRE PREVENTION	UNIT OF SERVICE ANNUAL PERMIT	SERVICE RECIPIENT 676	
DESCRIPTION OF SERVICE Flammable finishes - spraying or dipping operations .			
CURRENT FEE STRUCTURE \$410 per annual permit			
<u>REVENUE AND COST COMPARISON</u>			
UNIT REVENUE:	\$410.00	TOTAL REVENUE:	\$21,730
UNIT COST:	\$429.66	TOTAL COST:	\$22,772
UNIT PROFIT (SUBSIDY):	\$(19.66)	TOTAL PROFIT (SUBSIDY):	\$(1,042)
TOTAL UNITS:	53	PCT. COST RECOVERY:	95.42%
SUGGESTED FEE FOR COST RECOVERY OF: 100% \$430 per annual permit			

**CITY OF LONG BEACH
COST DETAIL WORKSHEET
FY 2021-2022**

SERVICE FLAMABLE FINISHES				REFERENCE NO. FD-108		
NOTE Unit Costs are an Average of Total Units				TOTAL UNITS 53		
<u>DEPARTMENT</u>	<u>POSITION</u>	<u>TYPE</u>	<u>UNIT TIME</u>	<u>UNIT COST</u>	<u>ANN. UNITS</u>	<u>TOTAL COST</u>
FD CODE ENF	FIREFIGHTER		2.00	\$429.66	53	\$22,772
		TYPE SUBTOTAL	2.00	\$429.66		\$22,772
TOTALS			2.00	\$429.66		\$22,772

**CITY OF LONG BEACH
REVENUE AND COST SUMMARY WORKSHEET
FY 2021-2022**

SERVICE FLAMABLE LIQUID - UNDERGROUND		REFERENCE NO. FD-109	
PRIMARY DEPARTMENT FIRE CUPA	UNIT OF SERVICE ANNUAL PERMIT	SERVICE RECIPIENT 677	
DESCRIPTION OF SERVICE Flammable and combustible liquids - storage, handling, and/or use - Underground storage. (CUPA)			
CURRENT FEE STRUCTURE \$720 per annual permit			
<u>REVENUE AND COST COMPARISON</u>			
UNIT REVENUE:	\$720.00	TOTAL REVENUE:	\$283,680
UNIT COST:	\$1,243.38	TOTAL COST:	\$489,892
UNIT PROFIT (SUBSIDY):	\$(523.38)	TOTAL PROFIT (SUBSIDY):	\$(206,212)
TOTAL UNITS:	394	PCT. COST RECOVERY:	57.91%
SUGGESTED FEE FOR COST RECOVERY OF: 100% \$1,245 per annual permit			

**CITY OF LONG BEACH
COST DETAIL WORKSHEET
FY 2021-2022**

SERVICE FLAMABLE LIQUID - UNDERGROUND				REFERENCE NO. FD-109		
NOTE Unit Costs are an Average of Total Units				TOTAL UNITS 394		
<u>DEPARTMENT</u>	<u>POSITION</u>	<u>TYPE</u>	<u>UNIT TIME</u>	<u>UNIT COST</u>	<u>ANN. UNITS</u>	<u>TOTAL COST</u>
CUPA - FIRE	PLAN CHECKER-FIRE PR II		6.00	\$1,243.38	394	\$489,892
		TYPE SUBTOTAL	6.00	\$1,243.38		\$489,892
TOTALS			6.00	\$1,243.38		\$489,892

**CITY OF LONG BEACH
REVENUE AND COST SUMMARY WORKSHEET
FY 2021-2022**

SERVICE FLAMABLE LIQUIDS - CLASS 1 & 2		REFERENCE NO. FD-110	
PRIMARY DEPARTMENT FIRE PREVENTION	UNIT OF SERVICE ANNUAL PERMIT	SERVICE RECIPIENT 679	
DESCRIPTION OF SERVICE Flammable and combustible liquids – Storage, handle, and use of Class 1 liquid in excess of 5 gals inside & 10 gals outside. Class II & IIIA liquid in excess of 25 gals inside & 60 gals outside			
CURRENT FEE STRUCTURE \$410 per annual permit			
<u>REVENUE AND COST COMPARISON</u>			
UNIT REVENUE:	\$410.00	TOTAL REVENUE:	\$141,040
UNIT COST:	\$429.66	TOTAL COST:	\$147,803
UNIT PROFIT (SUBSIDY):	\$(19.66)	TOTAL PROFIT (SUBSIDY):	\$(6,763)
TOTAL UNITS:	344	PCT. COST RECOVERY:	95.42%
SUGGESTED FEE FOR COST RECOVERY OF: 100% \$430 per annual permit			

**CITY OF LONG BEACH
COST DETAIL WORKSHEET
FY 2021-2022**

SERVICE FLAMABLE LIQUIDS - CLASS 1 & 2				REFERENCE NO. FD-110		
NOTE Unit Costs are an Average of Total Units				TOTAL UNITS 344		
<u>DEPARTMENT</u>	<u>POSITION</u>	<u>TYPE</u>	<u>UNIT TIME</u>	<u>UNIT COST</u>	<u>ANN. UNITS</u>	<u>TOTAL COST</u>
FD CODE ENF	FIREFIGHTER		2.00	\$429.66	344	\$147,803
		TYPE SUBTOTAL	2.00	\$429.66		\$147,803
		TOTALS	2.00	\$429.66		\$147,803

**CITY OF LONG BEACH
REVENUE AND COST SUMMARY WORKSHEET
FY 2021-2022**

SERVICE FLAMABLE LIQUIDS - ABOVE GROUND		REFERENCE NO. FD-111	
PRIMARY DEPARTMENT FIRE PREVENTION	UNIT OF SERVICE ANNUAL PERMIT	SERVICE RECIPIENT 681	
DESCRIPTION OF SERVICE Flammable and combustible liquids . Above ground bulk storage for each 250,000 BBL or major fraction thereof			
CURRENT FEE STRUCTURE \$400 per annual permit			
<u>REVENUE AND COST COMPARISON</u>			
UNIT REVENUE:	\$400.00	TOTAL REVENUE:	\$8,800
UNIT COST:	\$859.32	TOTAL COST:	\$18,905
UNIT PROFIT (SUBSIDY):	\$(459.32)	TOTAL PROFIT (SUBSIDY):	\$(10,105)
TOTAL UNITS:	22	PCT. COST RECOVERY:	46.55%
SUGGESTED FEE FOR COST RECOVERY OF: 100% \$860 per annual permit			

**CITY OF LONG BEACH
COST DETAIL WORKSHEET
FY 2021-2022**

SERVICE FLAMABLE LIQUIDS - ABOVE GROUND				REFERENCE NO. FD-111		
NOTE Unit Costs are an Average of Total Units				TOTAL UNITS 22		
<u>DEPARTMENT</u>	<u>POSITION</u>	<u>TYPE</u>	<u>UNIT TIME</u>	<u>UNIT COST</u>	<u>ANN. UNITS</u>	<u>TOTAL COST</u>
FD CODE ENF	FIREFIGHTER		4.00	\$859.32	22	\$18,905
		TYPE SUBTOTAL	4.00	\$859.32		\$18,905
TOTALS			4.00	\$859.32		\$18,905

**CITY OF LONG BEACH
REVENUE AND COST SUMMARY WORKSHEET
FY 2021-2022**

SERVICE OPERATE TANK VEHICLES AND SIMILAR		REFERENCE NO. FD-112	
PRIMARY DEPARTMENT FIRE PREVENTION	UNIT OF SERVICE ANNUAL PERMIT	SERVICE RECIPIENT 683	
DESCRIPTION OF SERVICE Operate tank vehicles, equipment, terminals, refineries, distilleries, and similar facilities.			
CURRENT FEE STRUCTURE \$745 per annual permit			
<u>REVENUE AND COST COMPARISON</u>			
UNIT REVENUE:	\$745.00	TOTAL REVENUE:	\$8,940
UNIT COST:	\$644.50	TOTAL COST:	\$7,734
UNIT PROFIT (SUBSIDY):	\$100.50	TOTAL PROFIT (SUBSIDY):	\$1,206
TOTAL UNITS:	12	PCT. COST RECOVERY:	115.59%
SUGGESTED FEE FOR COST RECOVERY OF: 100% \$645 per annual permit			

**CITY OF LONG BEACH
COST DETAIL WORKSHEET
FY 2021-2022**

SERVICE OPERATE TANK VEHICLES AND SIMILAR				REFERENCE NO. FD-112		
NOTE Unit Costs are an Average of Total Units				TOTAL UNITS 12		
<u>DEPARTMENT</u>	<u>POSITION</u>	<u>TYPE</u>	<u>UNIT TIME</u>	<u>UNIT COST</u>	<u>ANN. UNITS</u>	<u>TOTAL COST</u>
FD CODE ENF	FIREFIGHTER		3.00	\$644.49	12	\$7,734
		TYPE SUBTOTAL	3.00	\$644.49		\$7,734
		TOTALS	3.00	\$644.50		\$7,734

**CITY OF LONG BEACH
REVENUE AND COST SUMMARY WORKSHEET
FY 2021-2022**

SERVICE FUMIGATION AND INSECTICIDE		REFERENCE NO. FD-113	
PRIMARY DEPARTMENT FIRE PREVENTION	UNIT OF SERVICE ANNUAL PERMIT	SERVICE RECIPIENT 684	
DESCRIPTION OF SERVICE Fumigation and thermal insecticidal fogging and fruit ripening processes when using any hazardous, toxic and/or flammable gases, liquids or solids			
CURRENT FEE STRUCTURE \$625 per annual permit			
<u>REVENUE AND COST COMPARISON</u>			
UNIT REVENUE:	\$625.00	TOTAL REVENUE:	\$625
UNIT COST:	\$644.00	TOTAL COST:	\$644
UNIT PROFIT (SUBSIDY):	\$(19.00)	TOTAL PROFIT (SUBSIDY):	\$(19)
TOTAL UNITS:	1	PCT. COST RECOVERY:	97.05%
SUGGESTED FEE FOR COST RECOVERY OF: 100% \$645 per annual permit			

**CITY OF LONG BEACH
COST DETAIL WORKSHEET
FY 2021-2022**

SERVICE FUMIGATION AND INSECTICIDE				REFERENCE NO. FD-113		
NOTE Unit Costs are an Average of Total Units				TOTAL UNITS 1		
<u>DEPARTMENT</u>	<u>POSITION</u>	<u>TYPE</u>	<u>UNIT TIME</u>	<u>UNIT COST</u>	<u>ANN. UNITS</u>	<u>TOTAL COST</u>
FD CODE ENF	FIREFIGHTER		3.00	\$644.49	1	\$644
		TYPE SUBTOTAL	3.00	\$644.49		\$644
TOTALS			3.00	\$644.00		\$644

**CITY OF LONG BEACH
REVENUE AND COST SUMMARY WORKSHEET
FY 2021-2022**

SERVICE GARAGES-MOTOR VEHICLE REPAIR		REFERENCE NO. FD-114	
PRIMARY DEPARTMENT FIRE PREVENTION	UNIT OF SERVICE ANNUAL PERMIT	SERVICE RECIPIENT 685	
DESCRIPTION OF SERVICE Owners/Tenants pay for the inspection of their operation.			
CURRENT FEE STRUCTURE \$410 per annual permit			
<u>REVENUE AND COST COMPARISON</u>			
UNIT REVENUE:	\$410.00	TOTAL REVENUE:	\$74,620
UNIT COST:	\$644.49	TOTAL COST:	\$117,297
UNIT PROFIT (SUBSIDY):	<div style="border-top: 1px solid black; border-bottom: 3px double black;"> \$(234.49) </div>	TOTAL PROFIT (SUBSIDY):	<div style="border-top: 1px solid black; border-bottom: 3px double black;"> \$(42,677) </div>
TOTAL UNITS:	182	PCT. COST RECOVERY:	63.62%
SUGGESTED FEE FOR COST RECOVERY OF: 100% \$645 per annual permit			

**CITY OF LONG BEACH
COST DETAIL WORKSHEET
FY 2021-2022**

SERVICE GARAGES-MOTOR VEHICLE REPAIR				REFERENCE NO. FD-114		
NOTE Unit Costs are an Average of Total Units				TOTAL UNITS 182		
<u>DEPARTMENT</u>	<u>POSITION</u>	<u>TYPE</u>	<u>UNIT TIME</u>	<u>UNIT COST</u>	<u>ANN. UNITS</u>	<u>TOTAL COST</u>
FD CODE ENF	FIREFIGHTER		3.00	\$644.49	182	\$117,297
		TYPE SUBTOTAL	3.00	\$644.49		\$117,297
TOTALS			3.00	\$644.49		\$117,297

**CITY OF LONG BEACH
REVENUE AND COST SUMMARY WORKSHEET
FY 2021-2022**

SERVICE HAZ MAT CORROSIVES		REFERENCE NO. FD-115	
PRIMARY DEPARTMENT FIRE PREVENTION	UNIT OF SERVICE ANNUAL PERMIT	SERVICE RECIPIENT 686	
DESCRIPTION OF SERVICE Haz Mats - Corrosives - storage, transport onsite, use, handle, dispense more than 55 gals, 500 lbs, 200 cu.ft.			
CURRENT FEE STRUCTURE \$255 per annual permit			
<u>REVENUE AND COST COMPARISON</u>			
UNIT REVENUE:	\$255.00	TOTAL REVENUE:	\$27,285
UNIT COST:	\$429.66	TOTAL COST:	\$45,974
UNIT PROFIT (SUBSIDY):	\$(174.66)	TOTAL PROFIT (SUBSIDY):	\$(18,689)
TOTAL UNITS:	107	PCT. COST RECOVERY:	59.35%
SUGGESTED FEE FOR COST RECOVERY OF: 100% \$430 per annual permit			

**CITY OF LONG BEACH
COST DETAIL WORKSHEET
FY 2021-2022**

SERVICE HAZ MAT CORROSIVES				REFERENCE NO. FD-115		
NOTE Unit Costs are an Average of Total Units				TOTAL UNITS 107		
<u>DEPARTMENT</u>	<u>POSITION</u>	<u>TYPE</u>	<u>UNIT TIME</u>	<u>UNIT COST</u>	<u>ANN. UNITS</u>	<u>TOTAL COST</u>
FD CODE ENF	FIREFIGHTER		2.00	\$429.66	107	\$45,974
		TYPE SUBTOTAL	2.00	\$429.66		\$45,974
		TOTALS	2.00	\$429.66		\$45,974

**CITY OF LONG BEACH
REVENUE AND COST SUMMARY WORKSHEET
FY 2021-2022**

SERVICE HAZ MAT OXIDIZING MATERIALS		REFERENCE NO. FD-116	
PRIMARY DEPARTMENT FIRE PREVENTION	UNIT OF SERVICE ANNUAL PERMIT	SERVICE RECIPIENT 687	
DESCRIPTION OF SERVICE Haz Mats - Oxidizing Materials - storage, transport onsite, use, handle, dispense see CFC Table 105.6.20			
CURRENT FEE STRUCTURE \$255 per annual permit			
<u>REVENUE AND COST COMPARISON</u>			
UNIT REVENUE:	\$255.00	TOTAL REVENUE:	\$10,200
UNIT COST:	\$429.65	TOTAL COST:	\$17,186
UNIT PROFIT (SUBSIDY):	\$(174.65)	TOTAL PROFIT (SUBSIDY):	\$(6,986)
TOTAL UNITS:	40	PCT. COST RECOVERY:	59.35%
SUGGESTED FEE FOR COST RECOVERY OF: 100% \$430 per annual permit			

**CITY OF LONG BEACH
COST DETAIL WORKSHEET
FY 2021-2022**

SERVICE HAZ MAT OXIDIZING MATERIALS				REFERENCE NO. FD-116		
NOTE Unit Costs are an Average of Total Units				TOTAL UNITS 40		
<u>DEPARTMENT</u>	<u>POSITION</u>	<u>TYPE</u>	<u>UNIT TIME</u>	<u>UNIT COST</u>	<u>ANN. UNITS</u>	<u>TOTAL COST</u>
FD CODE ENF	FIREFIGHTER		2.00	\$429.66	40	\$17,186
		TYPE SUBTOTAL	2.00	\$429.66		\$17,186
		TOTALS	2.00	\$429.65		\$17,186

**CITY OF LONG BEACH
REVENUE AND COST SUMMARY WORKSHEET
FY 2021-2022**

SERVICE HAZ MAT ORGANIC PEROXIDES		REFERENCE NO. FD-117	
PRIMARY DEPARTMENT FIRE PREVENTION	UNIT OF SERVICE ANNUAL PERMIT	SERVICE RECIPIENT 688	
DESCRIPTION OF SERVICE Haz Mats - Organic Peroxides- storage, transport onsite, use, handle, dispense see CFC Table 105.6.20			
CURRENT FEE STRUCTURE \$410 per annual permit			
<u>REVENUE AND COST COMPARISON</u>			
UNIT REVENUE: \$410.00		TOTAL REVENUE: \$410	
UNIT COST: \$644.00		TOTAL COST: \$644	
UNIT PROFIT (SUBSIDY): <u>\$(234.00)</u>		TOTAL PROFIT (SUBSIDY): <u>\$(234)</u>	
TOTAL UNITS: 1		PCT. COST RECOVERY: 63.66%	
SUGGESTED FEE FOR COST RECOVERY OF: 100% \$645 per annual permit			

**CITY OF LONG BEACH
COST DETAIL WORKSHEET
FY 2021-2022**

SERVICE HAZ MAT ORGANIC PEROXIDES				REFERENCE NO. FD-117		
NOTE Unit Costs are an Average of Total Units				TOTAL UNITS 1		
<u>DEPARTMENT</u>	<u>POSITION</u>	<u>TYPE</u>	<u>UNIT TIME</u>	<u>UNIT COST</u>	<u>ANN. UNITS</u>	<u>TOTAL COST</u>
FD CODE ENF	FIREFIGHTER		3.00	\$644.49	1	\$644
		TYPE SUBTOTAL	3.00	\$644.49		\$644
TOTALS			3.00	\$644.00		\$644

**CITY OF LONG BEACH
REVENUE AND COST SUMMARY WORKSHEET
FY 2021-2022**

SERVICE HAZ MAT HIGHLY TOXIC MATERIALS		REFERENCE NO. FD-118	
PRIMARY DEPARTMENT FIRE PREVENTION	UNIT OF SERVICE ANNUAL PERMIT	SERVICE RECIPIENT 691	
DESCRIPTION OF SERVICE Haz Mats - Highly Toxic Materials - storage, transport onsite, use, handle, dispense any amount of gas. liquid or solid			
CURRENT FEE STRUCTURE \$410 per annual permit			
<u>REVENUE AND COST COMPARISON</u>			
UNIT REVENUE:	\$410.00	TOTAL REVENUE:	\$820
UNIT COST:	\$644.50	TOTAL COST:	\$1,289
UNIT PROFIT (SUBSIDY):	\$(234.50)	TOTAL PROFIT (SUBSIDY):	\$(469)
TOTAL UNITS:	2	PCT. COST RECOVERY:	63.62%
SUGGESTED FEE FOR COST RECOVERY OF: 100% \$645 per annual permit			

**CITY OF LONG BEACH
COST DETAIL WORKSHEET
FY 2021-2022**

SERVICE HAZ MAT HIGHLY TOXIC MATERIALS				REFERENCE NO. FD-118		
NOTE Unit Costs are an Average of Total Units				TOTAL UNITS 2		
<u>DEPARTMENT</u>	<u>POSITION</u>	<u>TYPE</u>	<u>UNIT TIME</u>	<u>UNIT COST</u>	<u>ANN. UNITS</u>	<u>TOTAL COST</u>
FD CODE ENF	FIREFIGHTER		3.00	\$644.49	2	\$1,289
		TYPE SUBTOTAL	3.00	\$644.49		\$1,289
TOTALS			3.00	\$644.50		\$1,289

**CITY OF LONG BEACH
REVENUE AND COST SUMMARY WORKSHEET
FY 2021-2022**

SERVICE HAZ MAT TOXIC MATERIALS		REFERENCE NO. FD-119	
PRIMARY DEPARTMENT FIRE PREVENTION	UNIT OF SERVICE ANNUAL PERMIT	SERVICE RECIPIENT 692	
DESCRIPTION OF SERVICE Haz Mats - Toxic Materials - storage, transport onsite, use, handle, dispense more than 10 gals, 100 lbs, any cu.ft.			
CURRENT FEE STRUCTURE \$255 per annual permit			
<u>REVENUE AND COST COMPARISON</u>			
UNIT REVENUE:	\$255.00	TOTAL REVENUE:	\$255
UNIT COST:	\$644.00	TOTAL COST:	\$644
UNIT PROFIT (SUBSIDY):	\$(389.00)	TOTAL PROFIT (SUBSIDY):	\$(389)
TOTAL UNITS:	1	PCT. COST RECOVERY:	39.60%
SUGGESTED FEE FOR COST RECOVERY OF: 100% \$645 per annual permit			

**CITY OF LONG BEACH
COST DETAIL WORKSHEET
FY 2021-2022**

SERVICE HAZ MAT TOXIC MATERIALS				REFERENCE NO. FD-119		
NOTE Unit Costs are an Average of Total Units				TOTAL UNITS 1		
<u>DEPARTMENT</u>	<u>POSITION</u>	<u>TYPE</u>	<u>UNIT TIME</u>	<u>UNIT COST</u>	<u>ANN. UNITS</u>	<u>TOTAL COST</u>
FD CODE ENF	FIREFIGHTER		3.00	\$644.49	1	\$644
		TYPE SUBTOTAL	3.00	\$644.49		\$644
TOTALS			3.00	\$644.00		\$644

**CITY OF LONG BEACH
REVENUE AND COST SUMMARY WORKSHEET
FY 2021-2022**

SERVICE HAZ MAT PYROPHORIC MATERIALS		REFERENCE NO. FD-120	
PRIMARY DEPARTMENT FIRE PREVENTION	UNIT OF SERVICE ANNUAL PERMIT	SERVICE RECIPIENT 693	
DESCRIPTION OF SERVICE Haz Mats - Pyrophoric Materials - storage, transport onsite, use, handle, dispense any amount of gas. liquid or solid			
CURRENT FEE STRUCTURE \$255 per annual permit			
<u>REVENUE AND COST COMPARISON</u>			
UNIT REVENUE: \$255.00		TOTAL REVENUE: \$255	
UNIT COST: \$644.00		TOTAL COST: \$644	
UNIT PROFIT (SUBSIDY): <u>\$(389.00)</u>		TOTAL PROFIT (SUBSIDY): <u>\$(389)</u>	
TOTAL UNITS: 1		PCT. COST RECOVERY: 39.60%	
SUGGESTED FEE FOR COST RECOVERY OF: 100% \$645 per annual permit			

**CITY OF LONG BEACH
COST DETAIL WORKSHEET
FY 2021-2022**

SERVICE HAZ MAT PYROPHORIC MATERIALS				REFERENCE NO. FD-120		
NOTE Unit Costs are an Average of Total Units				TOTAL UNITS 1		
<u>DEPARTMENT</u>	<u>POSITION</u>	<u>TYPE</u>	<u>UNIT TIME</u>	<u>UNIT COST</u>	<u>ANN. UNITS</u>	<u>TOTAL COST</u>
FD CODE ENF	FIREFIGHTER		3.00	\$644.49	1	\$644
		TYPE SUBTOTAL	3.00	\$644.49		\$644
TOTALS			3.00	\$644.00		\$644

**CITY OF LONG BEACH
REVENUE AND COST SUMMARY WORKSHEET
FY 2021-2022**

SERVICE HAZ MAT UNSTABLE REACTIVE MATERIALS		REFERENCE NO. FD-121	
PRIMARY DEPARTMENT FIRE PREVENTION	UNIT OF SERVICE ANNUAL PERMIT	SERVICE RECIPIENT 694	
DESCRIPTION OF SERVICE Haz Mats - Unstable Reactive Materials - storage, transport onsite, use, handle, dispense see CFC Table 105.6.20			
CURRENT FEE STRUCTURE \$255 per annual permit			
<u>REVENUE AND COST COMPARISON</u>			
UNIT REVENUE: \$255.00		TOTAL REVENUE: \$255	
UNIT COST: \$644.00		TOTAL COST: \$644	
UNIT PROFIT (SUBSIDY): \$(389.00)		TOTAL PROFIT (SUBSIDY): \$(389)	
TOTAL UNITS: 1		PCT. COST RECOVERY: 39.60%	
SUGGESTED FEE FOR COST RECOVERY OF: 100% \$645 per annual permit			

**CITY OF LONG BEACH
COST DETAIL WORKSHEET
FY 2021-2022**

SERVICE HAZ MAT UNSTABLE REACTIVE MATERIALS				REFERENCE NO. FD-121		
NOTE Unit Costs are an Average of Total Units				TOTAL UNITS 1		
<u>DEPARTMENT</u>	<u>POSITION</u>	<u>TYPE</u>	<u>UNIT TIME</u>	<u>UNIT COST</u>	<u>ANN. UNITS</u>	<u>TOTAL COST</u>
FD CODE ENF	FIREFIGHTER		3.00	\$644.49	1	\$644
		TYPE SUBTOTAL	3.00	\$644.49		\$644
TOTALS			3.00	\$644.00		\$644

**CITY OF LONG BEACH
REVENUE AND COST SUMMARY WORKSHEET
FY 2021-2022**

SERVICE HAZ MAT WATER REACTIVE MATERIALS		REFERENCE NO. FD-122	
PRIMARY DEPARTMENT FIRE PREVENTION	UNIT OF SERVICE ANNUAL PERMIT	SERVICE RECIPIENT 695	
DESCRIPTION OF SERVICE Haz Mats - Water-Reactive Materials - storage, transport onsite, use, handle, dispense see CFC Table 105.6.20			
CURRENT FEE STRUCTURE \$255 per annual permit			
<u>REVENUE AND COST COMPARISON</u>			
UNIT REVENUE:	\$255.00	TOTAL REVENUE:	\$255
UNIT COST:	\$644.00	TOTAL COST:	\$644
UNIT PROFIT (SUBSIDY):	\$(389.00)	TOTAL PROFIT (SUBSIDY):	\$(389)
TOTAL UNITS:	1	PCT. COST RECOVERY:	39.60%
SUGGESTED FEE FOR COST RECOVERY OF: 100% \$645 per annual permit			

**CITY OF LONG BEACH
COST DETAIL WORKSHEET
FY 2021-2022**

SERVICE HAZ MAT WATER REACTIVE MATERIALS				REFERENCE NO. FD-122		
NOTE Unit Costs are an Average of Total Units				TOTAL UNITS 1		
<u>DEPARTMENT</u>	<u>POSITION</u>	<u>TYPE</u>	<u>UNIT TIME</u>	<u>UNIT COST</u>	<u>ANN. UNITS</u>	<u>TOTAL COST</u>
FD CODE ENF	FIREFIGHTER		3.00	\$644.49	1	\$644
		TYPE SUBTOTAL	3.00	\$644.49		\$644
		TOTALS	3.00	\$644.00		\$644

**CITY OF LONG BEACH
REVENUE AND COST SUMMARY WORKSHEET
FY 2021-2022**

SERVICE HAZ MAT FLAMMABLE MATERIALS		REFERENCE NO. FD-123	
PRIMARY DEPARTMENT FIRE PREVENTION	UNIT OF SERVICE ANNUAL PERMIT	SERVICE RECIPIENT 696	
DESCRIPTION OF SERVICE Haz Mats - Flammable Materials - storage, transport onsite, use, handle, dispense more than, 100 lbs			
CURRENT FEE STRUCTURE \$255 per annual permit			
<u>REVENUE AND COST COMPARISON</u>			
UNIT REVENUE:	\$255.00	TOTAL REVENUE:	\$765
UNIT COST:	\$644.33	TOTAL COST:	\$1,933
UNIT PROFIT (SUBSIDY):	\$(389.33)	TOTAL PROFIT (SUBSIDY):	\$(1,168)
TOTAL UNITS:	3	PCT. COST RECOVERY:	39.58%
SUGGESTED FEE FOR COST RECOVERY OF: 100% \$645 per annual permit			

**CITY OF LONG BEACH
COST DETAIL WORKSHEET
FY 2021-2022**

SERVICE HAZ MAT FLAMMABLE MATERIALS				REFERENCE NO. FD-123		
NOTE Unit Costs are an Average of Total Units				TOTAL UNITS 3		
<u>DEPARTMENT</u>	<u>POSITION</u>	<u>TYPE</u>	<u>UNIT TIME</u>	<u>UNIT COST</u>	<u>ANN. UNITS</u>	<u>TOTAL COST</u>
FD CODE ENF	FIREFIGHTER		3.00	\$644.49	3	\$1,933
		TYPE SUBTOTAL	3.00	\$644.49		\$1,933
TOTALS			3.00	\$644.33		\$1,933

**CITY OF LONG BEACH
REVENUE AND COST SUMMARY WORKSHEET
FY 2021-2022**

SERVICE LIQUID GASES STORAGE, HANDLING		REFERENCE NO. FD-124	
PRIMARY DEPARTMENT FIRE PREVENTION	UNIT OF SERVICE ANNUAL PERMIT	SERVICE RECIPIENT 697	
DESCRIPTION OF SERVICE Liquid gases - storage, handling and/or transportation in a container, tank or tank vehicle			
CURRENT FEE STRUCTURE \$435 per annual permit			
<u>REVENUE AND COST COMPARISON</u>			
UNIT REVENUE: \$435.00		TOTAL REVENUE: \$106,140	
UNIT COST: \$644.49		TOTAL COST: \$157,256	
UNIT PROFIT (SUBSIDY): <u>\$(209.49)</u>		TOTAL PROFIT (SUBSIDY): <u>\$(51,116)</u>	
TOTAL UNITS: 244		PCT. COST RECOVERY: 67.50%	
SUGGESTED FEE FOR COST RECOVERY OF: 100% \$645 per annual permit			

**CITY OF LONG BEACH
COST DETAIL WORKSHEET
FY 2021-2022**

SERVICE LIQUID GASES STORAGE, HANDLING				REFERENCE NO. FD-124		
NOTE Unit Costs are an Average of Total Units				TOTAL UNITS 244		
<u>DEPARTMENT</u>	<u>POSITION</u>	<u>TYPE</u>	<u>UNIT TIME</u>	<u>UNIT COST</u>	<u>ANN. UNITS</u>	<u>TOTAL COST</u>
FD CODE ENF	FIREFIGHTER		3.00	\$644.49	244	\$157,256
		TYPE SUBTOTAL	3.00	\$644.49		\$157,256
		TOTALS	3.00	\$644.49		\$157,256

**CITY OF LONG BEACH
REVENUE AND COST SUMMARY WORKSHEET
FY 2021-2022**

SERVICE COMBUSTIBLE DUST PRODUCING OPS		REFERENCE NO. FD-125	
PRIMARY DEPARTMENT FIRE PREVENTION	UNIT OF SERVICE ANNUAL PERMIT	SERVICE RECIPIENT 698	
DESCRIPTION OF SERVICE Combustible dust producing operations - coal, feed mill, or other operations producing combustible dusts.			
CURRENT FEE STRUCTURE \$410 per annual permit			
<u>REVENUE AND COST COMPARISON</u>			
UNIT REVENUE:	\$410.00	TOTAL REVENUE:	\$6,150
UNIT COST:	\$644.47	TOTAL COST:	\$9,667
UNIT PROFIT (SUBSIDY):	\$(234.47)	TOTAL PROFIT (SUBSIDY):	\$(3,517)
TOTAL UNITS:	15	PCT. COST RECOVERY:	63.62%
SUGGESTED FEE FOR COST RECOVERY OF: 100% \$645 per annual permit			

**CITY OF LONG BEACH
COST DETAIL WORKSHEET
FY 2021-2022**

SERVICE COMBUSTIBLE DUST PRODUCING OPS				REFERENCE NO. FD-125		
NOTE Unit Costs are an Average of Total Units				TOTAL UNITS 15		
<u>DEPARTMENT</u>	<u>POSITION</u>	<u>TYPE</u>	<u>UNIT TIME</u>	<u>UNIT COST</u>	<u>ANN. UNITS</u>	<u>TOTAL COST</u>
FD CODE ENF	FIREFIGHTER		3.00	\$644.49	15	\$9,667
		TYPE SUBTOTAL	3.00	\$644.49		\$9,667
TOTALS			3.00	\$644.47		\$9,667

**CITY OF LONG BEACH
REVENUE AND COST SUMMARY WORKSHEET
FY 2021-2022**

SERVICE INDUSTRIAL OVENS		REFERENCE NO. FD-126	
PRIMARY DEPARTMENT FIRE PREVENTION	UNIT OF SERVICE ANNUAL PERMIT	SERVICE RECIPIENT 702	
DESCRIPTION OF SERVICE Industrial Ovens - operation of			
CURRENT FEE STRUCTURE \$410 per annual permit			
<u>REVENUE AND COST COMPARISON</u>			
UNIT REVENUE:	\$410.00	TOTAL REVENUE:	\$3,280
UNIT COST:	\$644.50	TOTAL COST:	\$5,156
UNIT PROFIT (SUBSIDY):	\$(234.50)	TOTAL PROFIT (SUBSIDY):	\$(1,876)
TOTAL UNITS:	8	PCT. COST RECOVERY:	63.62%
SUGGESTED FEE FOR COST RECOVERY OF: 100% \$645 per annual permit			

**CITY OF LONG BEACH
COST DETAIL WORKSHEET
FY 2021-2022**

SERVICE INDUSTRIAL OVENS				REFERENCE NO. FD-126		
NOTE Unit Costs are an Average of Total Units				TOTAL UNITS 8		
<u>DEPARTMENT</u>	<u>POSITION</u>	<u>TYPE</u>	<u>UNIT TIME</u>	<u>UNIT COST</u>	<u>ANN. UNITS</u>	<u>TOTAL COST</u>
FD CODE ENF	FIREFIGHTER		3.00	\$644.49	8	\$5,156
		TYPE SUBTOTAL	3.00	\$644.49		\$5,156
TOTALS			3.00	\$644.50		\$5,156

**CITY OF LONG BEACH
REVENUE AND COST SUMMARY WORKSHEET
FY 2021-2022**

SERVICE ADDITIVE MANUFACTURING		REFERENCE NO. FD-127	
PRIMARY DEPARTMENT FIRE PREVENTION	UNIT OF SERVICE ANNUAL PERMIT	SERVICE RECIPIENT	
DESCRIPTION OF SERVICE Operation of industrial additive manufacturing operations when regulated by the fire code.			
CURRENT FEE STRUCTURE None			
<u>REVENUE AND COST COMPARISON</u>			
UNIT REVENUE:	\$0.00	TOTAL REVENUE:	\$0
UNIT COST:	\$430.00	TOTAL COST:	\$430
UNIT PROFIT (SUBSIDY):	\$(430.00)	TOTAL PROFIT (SUBSIDY):	\$(430)
TOTAL UNITS:	1	PCT. COST RECOVERY:	0.00%
SUGGESTED FEE FOR COST RECOVERY OF: 100% \$430 per annual permit			

**CITY OF LONG BEACH
COST DETAIL WORKSHEET
FY 2021-2022**

SERVICE ADDITIVE MANUFACTURING				REFERENCE NO. FD-127		
NOTE Unit Costs are an Average of Total Units				TOTAL UNITS 1		
<u>DEPARTMENT</u>	<u>POSITION</u>	<u>TYPE</u>	<u>UNIT TIME</u>	<u>UNIT COST</u>	<u>ANN. UNITS</u>	<u>TOTAL COST</u>
FD CODE ENF	FIREFIGHTER		2.00	\$429.66	1	\$430
		TYPE SUBTOTAL	2.00	\$429.66		\$430
		TOTALS	2.00	\$430.00		\$430

**CITY OF LONG BEACH
REVENUE AND COST SUMMARY WORKSHEET
FY 2021-2022**

SERVICE ENERGY STORAGE SYSTEM		REFERENCE NO. FD-128	
PRIMARY DEPARTMENT FIRE PREVENTION	UNIT OF SERVICE ANNUAL PERMIT	SERVICE RECIPIENT	
DESCRIPTION OF SERVICE Operation of stationary and mobile energy systems when regulated by the fire code.			
CURRENT FEE STRUCTURE None			
<u>REVENUE AND COST COMPARISON</u>			
UNIT REVENUE:	\$0.00	TOTAL REVENUE:	\$0
UNIT COST:	\$430.00	TOTAL COST:	\$430
UNIT PROFIT (SUBSIDY):	<div style="border-top: 1px solid black; border-bottom: 3px double black;"> \$(430.00) </div>	TOTAL PROFIT (SUBSIDY):	<div style="border-top: 1px solid black; border-bottom: 3px double black;"> \$(430) </div>
TOTAL UNITS:	1	PCT. COST RECOVERY:	0.00%
SUGGESTED FEE FOR COST RECOVERY OF: 100% \$430 per annual permit			

**CITY OF LONG BEACH
COST DETAIL WORKSHEET
FY 2021-2022**

SERVICE ENERGY STORAGE SYSTEM				REFERENCE NO. FD-128		
NOTE Unit Costs are an Average of Total Units				TOTAL UNITS 1		
<u>DEPARTMENT</u>	<u>POSITION</u>	<u>TYPE</u>	<u>UNIT TIME</u>	<u>UNIT COST</u>	<u>ANN. UNITS</u>	<u>TOTAL COST</u>
FD CODE ENF	FIREFIGHTER		2.00	\$429.66	1	\$430
		TYPE SUBTOTAL	2.00	\$429.66		\$430
TOTALS			2.00	\$430.00		\$430

**CITY OF LONG BEACH
REVENUE AND COST SUMMARY WORKSHEET
FY 2021-2022**

SERVICE LITHIUM BATTERIES		REFERENCE NO. FD-129	
PRIMARY DEPARTMENT FIRE PREVENTION	UNIT OF SERVICE ANNUAL PERMIT	SERVICE RECIPIENT	
DESCRIPTION OF SERVICE Accumulation of more than 15 cubic feet of lithium-ion and lithium metal batteries when regulated by the fire code.			
CURRENT FEE STRUCTURE None			
<u>REVENUE AND COST COMPARISON</u>			
UNIT REVENUE:	\$0.00	TOTAL REVENUE:	\$0
UNIT COST:	\$430.00	TOTAL COST:	\$430
UNIT PROFIT (SUBSIDY):	\$(430.00)	TOTAL PROFIT (SUBSIDY):	\$(430)
TOTAL UNITS:	1	PCT. COST RECOVERY:	0.00%
SUGGESTED FEE FOR COST RECOVERY OF: 100% \$430 per annual permit			

**CITY OF LONG BEACH
COST DETAIL WORKSHEET
FY 2021-2022**

SERVICE LITHIUM BATTERIES				REFERENCE NO. FD-129		
NOTE Unit Costs are an Average of Total Units				TOTAL UNITS 1		
<u>DEPARTMENT</u>	<u>POSITION</u>	<u>TYPE</u>	<u>UNIT TIME</u>	<u>UNIT COST</u>	<u>ANN. UNITS</u>	<u>TOTAL COST</u>
FD CODE ENF	FIREFIGHTER		2.00	\$429.66	1	\$430
		TYPE SUBTOTAL	2.00	\$429.66		\$430
		TOTALS	2.00	\$430.00		\$430

**CITY OF LONG BEACH
REVENUE AND COST SUMMARY WORKSHEET
FY 2021-2022**

SERVICE MOBILE FUELING OF HYDROGEN VEHICLES		REFERENCE NO. FD-130	
PRIMARY DEPARTMENT FIRE PREVENTION	UNIT OF SERVICE ANNUAL PERMIT	SERVICE RECIPIENT	
DESCRIPTION OF SERVICE Operation of mobile dispensing of gaseous hydrogen as a fuel into the fuel tanks of motor vehicles and/or to use a site to dispense gaseous hydrogen as a fuel from tank vehicles into the fuel tanks of motor cars.			
CURRENT FEE STRUCTURE None			
<u>REVENUE AND COST COMPARISON</u>			
UNIT REVENUE:	\$0.00	TOTAL REVENUE:	\$0
UNIT COST:	\$430.00	TOTAL COST:	\$430
UNIT PROFIT (SUBSIDY):	\$(430.00)	TOTAL PROFIT (SUBSIDY):	\$(430)
TOTAL UNITS:	1	PCT. COST RECOVERY:	0.00%
SUGGESTED FEE FOR COST RECOVERY OF: 100% \$430 per annual permit			

**CITY OF LONG BEACH
COST DETAIL WORKSHEET
FY 2021-2022**

SERVICE MOBILE FUELING OF HYDROGEN VEHICLES				REFERENCE NO. FD-130		
NOTE Unit Costs are an Average of Total Units				TOTAL UNITS 1		
<u>DEPARTMENT</u>	<u>POSITION</u>	<u>TYPE</u>	<u>UNIT TIME</u>	<u>UNIT COST</u>	<u>ANN. UNITS</u>	<u>TOTAL COST</u>
FD CODE ENF	FIREFIGHTER		2.00	\$429.66	1	\$430
		TYPE SUBTOTAL	2.00	\$429.66		\$430
TOTALS			2.00	\$430.00		\$430

**CITY OF LONG BEACH
REVENUE AND COST SUMMARY WORKSHEET
FY 2021-2022**

SERVICE MECHANICAL REFRIGERATION OPERATION		REFERENCE NO. FD-131	
PRIMARY DEPARTMENT FIRE PREVENTION	UNIT OF SERVICE ANNUAL PERMIT	SERVICE RECIPIENT 710	
DESCRIPTION OF SERVICE Business operators pay for the inspection of their operation.			
CURRENT FEE STRUCTURE \$410 per annual permit			
<u>REVENUE AND COST COMPARISON</u>			
UNIT REVENUE: \$410.00		TOTAL REVENUE: \$1,640	
UNIT COST: \$429.75		TOTAL COST: \$1,719	
UNIT PROFIT (SUBSIDY): \$(19.75)		TOTAL PROFIT (SUBSIDY): \$(79)	
TOTAL UNITS: 4		PCT. COST RECOVERY: 95.40%	
SUGGESTED FEE FOR COST RECOVERY OF: 100% \$430 per annual permit			

**CITY OF LONG BEACH
COST DETAIL WORKSHEET
FY 2021-2022**

SERVICE MECHANICAL REFRIGERATION OPERATION				REFERENCE NO. FD-131		
NOTE Unit Costs are an Average of Total Units				TOTAL UNITS 4		
<u>DEPARTMENT</u>	<u>POSITION</u>	<u>TYPE</u>	<u>UNIT TIME</u>	<u>UNIT COST</u>	<u>ANN. UNITS</u>	<u>TOTAL COST</u>
FD CODE ENF	FIREFIGHTER		2.00	\$429.66	4	\$1,719
		TYPE SUBTOTAL	2.00	\$429.66		\$1,719
TOTALS			2.00	\$429.75		\$1,719

**CITY OF LONG BEACH
REVENUE AND COST SUMMARY WORKSHEET
FY 2021-2022**

SERVICE AIRPORTS, HELIPORTS AND HELISTOPS		REFERENCE NO. FD-132	
PRIMARY DEPARTMENT FIRE PREVENTION	UNIT OF SERVICE ANNUAL PERMIT	SERVICE RECIPIENT 711	
DESCRIPTION OF SERVICE Business operators pay for the inspection of their operation.			
CURRENT FEE STRUCTURE \$625 per annual permit			
<u>REVENUE AND COST COMPARISON</u>			
UNIT REVENUE:	\$625.00	TOTAL REVENUE:	\$1,875
UNIT COST:	\$644.33	TOTAL COST:	\$1,933
UNIT PROFIT (SUBSIDY):	\$(19.33)	TOTAL PROFIT (SUBSIDY):	\$(58)
TOTAL UNITS:	3	PCT. COST RECOVERY:	97.00%
SUGGESTED FEE FOR COST RECOVERY OF: 100% \$645 per annual permit			

**CITY OF LONG BEACH
COST DETAIL WORKSHEET
FY 2021-2022**

SERVICE AIRPORTS, HELIPORTS AND HELISTOPS				REFERENCE NO. FD-132		
NOTE Unit Costs are an Average of Total Units				TOTAL UNITS 3		
<u>DEPARTMENT</u>	<u>POSITION</u>	<u>TYPE</u>	<u>UNIT TIME</u>	<u>UNIT COST</u>	<u>ANN. UNITS</u>	<u>TOTAL COST</u>
FD CODE ENF	FIREFIGHTER		3.00	\$644.49	3	\$1,933
		TYPE SUBTOTAL	3.00	\$644.49		\$1,933
TOTALS			3.00	\$644.33		\$1,933

**CITY OF LONG BEACH
REVENUE AND COST SUMMARY WORKSHEET
FY 2021-2022**

SERVICE RIFLE RANGES		REFERENCE NO. FD-133	
PRIMARY DEPARTMENT FIRE PREVENTION	UNIT OF SERVICE ANNUAL PERMIT	SERVICE RECIPIENT 712	
DESCRIPTION OF SERVICE Business operators pay for the inspection of their operation.			
CURRENT FEE STRUCTURE \$410 per annual permit			
<u>REVENUE AND COST COMPARISON</u>			
UNIT REVENUE:	\$410.00	TOTAL REVENUE:	\$410
UNIT COST:	\$430.00	TOTAL COST:	\$430
UNIT PROFIT (SUBSIDY):	\$(20.00)	TOTAL PROFIT (SUBSIDY):	\$(20)
TOTAL UNITS:	1	PCT. COST RECOVERY:	95.35%
SUGGESTED FEE FOR COST RECOVERY OF: 100% \$430 per annual permit			

**CITY OF LONG BEACH
COST DETAIL WORKSHEET
FY 2021-2022**

SERVICE RIFLE RANGES				REFERENCE NO. FD-133		
NOTE Unit Costs are an Average of Total Units				TOTAL UNITS 1		
<u>DEPARTMENT</u>	<u>POSITION</u>	<u>TYPE</u>	<u>UNIT TIME</u>	<u>UNIT COST</u>	<u>ANN. UNITS</u>	<u>TOTAL COST</u>
FD CODE ENF	FIREFIGHTER		2.00	\$429.66	1	\$430
		TYPE SUBTOTAL	2.00	\$429.66		\$430
		TOTALS	2.00	\$430.00		\$430

**CITY OF LONG BEACH
REVENUE AND COST SUMMARY WORKSHEET
FY 2021-2022**

SERVICE HIGH PILE COMBUSTIBLE STORAGE		REFERENCE NO. FD-134	
PRIMARY DEPARTMENT FIRE PREVENTION	UNIT OF SERVICE ANNUAL PERMIT	SERVICE RECIPIENT 713	
DESCRIPTION OF SERVICE Business operators pay for the inspection of their operation.			
CURRENT FEE STRUCTURE \$410 per annual permit			
<u>REVENUE AND COST COMPARISON</u>			
UNIT REVENUE:	\$410.00	TOTAL REVENUE:	\$11,890
UNIT COST:	\$926.00	TOTAL COST:	\$26,854
UNIT PROFIT (SUBSIDY):	\$(516.00)	TOTAL PROFIT (SUBSIDY):	\$(14,964)
TOTAL UNITS:	29	PCT. COST RECOVERY:	44.28%
SUGGESTED FEE FOR COST RECOVERY OF: 100% 500-2,500 square feet - \$645 2,501-12,000 square feet - \$1,075 12,001-500,000 square feet - \$1,505 500,001+ square feet - \$1,935			

**CITY OF LONG BEACH
COST DETAIL WORKSHEET
FY 2021-2022**

SERVICE HIGH PILE COMBUSTIBLE STORAGE				REFERENCE NO. FD-134		
NOTE Unit Costs are an Average of Total Units				TOTAL UNITS 29		
<u>DEPARTMENT</u>	<u>POSITION</u>	<u>TYPE</u>	<u>UNIT TIME</u>	<u>UNIT COST</u>	<u>ANN. UNITS</u>	<u>TOTAL COST</u>
FD CODE ENF	FIREFIGHTER	500-2,500sf	3.00	\$644.49	15	\$9,667
		TYPE SUBTOTAL	3.00	\$644.49		\$9,667
FD CODE ENF	FIREFIGHTER	2,501-12,000sf	5.00	\$1,074.15	10	\$10,742
		TYPE SUBTOTAL	5.00	\$1,074.15		\$10,742
FD CODE ENF	FIREFIGHTER	12,001-500,000sf	7.00	\$1,503.81	3	\$4,511
		TYPE SUBTOTAL	7.00	\$1,503.81		\$4,511
FD CODE ENF	FIREFIGHTER	>500,000sf	9.00	\$1,933.47	1	\$1,933
		TYPE SUBTOTAL	9.00	\$1,933.47		\$1,933
TOTALS			24.00	\$926.00		\$26,854

**CITY OF LONG BEACH
REVENUE AND COST SUMMARY WORKSHEET
FY 2021-2022**

SERVICE AVIATION FACILITIES		REFERENCE NO. FD-135	
PRIMARY DEPARTMENT FIRE PREVENTION	UNIT OF SERVICE ANNUAL PERMIT	SERVICE RECIPIENT 714	
DESCRIPTION OF SERVICE Aviation Facilities - servicing and repairing of aircraft, fueling stations and aircraft re-fuelers			
CURRENT FEE STRUCTURE \$745 per annual permit			
<u>REVENUE AND COST COMPARISON</u>			
UNIT REVENUE:	\$745.00	TOTAL REVENUE:	\$8,195
UNIT COST:	\$859.36	TOTAL COST:	\$9,453
UNIT PROFIT (SUBSIDY):	\$(114.36)	TOTAL PROFIT (SUBSIDY):	\$(1,258)
TOTAL UNITS:	11	PCT. COST RECOVERY:	86.69%
SUGGESTED FEE FOR COST RECOVERY OF: 100% \$860 per annual permit			

**CITY OF LONG BEACH
COST DETAIL WORKSHEET
FY 2021-2022**

SERVICE AVIATION FACILITIES				REFERENCE NO. FD-135		
NOTE Unit Costs are an Average of Total Units				TOTAL UNITS 11		
<u>DEPARTMENT</u>	<u>POSITION</u>	<u>TYPE</u>	<u>UNIT TIME</u>	<u>UNIT COST</u>	<u>ANN. UNITS</u>	<u>TOTAL COST</u>
FD CODE ENF	FIREFIGHTER		4.00	\$859.32	11	\$9,453
		TYPE SUBTOTAL	4.00	\$859.32		\$9,453
		TOTALS	4.00	\$859.36		\$9,453

**CITY OF LONG BEACH
REVENUE AND COST SUMMARY WORKSHEET
FY 2021-2022**

SERVICE HIGH RISE BUILDINGS		REFERENCE NO. FD-136	
PRIMARY DEPARTMENT FIRE PREVENTION	UNIT OF SERVICE ANNUAL PERMIT	SERVICE RECIPIENT 715	
DESCRIPTION OF SERVICE High-rise Buildings - buildings over 75 feet in height (fully fire sprinklered)			
CURRENT FEE STRUCTURE \$1,890 per annual permit			
<u>REVENUE AND COST COMPARISON</u>			
UNIT REVENUE:	\$1,890.00	TOTAL REVENUE:	\$156,870
UNIT COST:	\$2,148.30	TOTAL COST:	\$178,309
UNIT PROFIT (SUBSIDY):	\$(258.30)	TOTAL PROFIT (SUBSIDY):	\$(21,439)
TOTAL UNITS:	83	PCT. COST RECOVERY:	87.98%
SUGGESTED FEE FOR COST RECOVERY OF: 100% \$2,150 per annual permit			

**CITY OF LONG BEACH
COST DETAIL WORKSHEET
FY 2021-2022**

SERVICE HIGH RISE BUILDINGS				REFERENCE NO. FD-136		
NOTE Unit Costs are an Average of Total Units				TOTAL UNITS 83		
<u>DEPARTMENT</u>	<u>POSITION</u>	<u>TYPE</u>	<u>UNIT TIME</u>	<u>UNIT COST</u>	<u>ANN. UNITS</u>	<u>TOTAL COST</u>
FD CODE ENF	FIREFIGHTER		10.00	\$2,148.30	83	\$178,309
		TYPE SUBTOTAL	10.00	\$2,148.30		\$178,309
TOTALS			10.00	\$2,148.30		\$178,309

**CITY OF LONG BEACH
REVENUE AND COST SUMMARY WORKSHEET
FY 2021-2022**

SERVICE DRY CLEANING PLANTS		REFERENCE NO. FD-137	
PRIMARY DEPARTMENT FIRE PREVENTION	UNIT OF SERVICE ANNUAL PERMIT	SERVICE RECIPIENT 730	
DESCRIPTION OF SERVICE Dry Cleaning plants using hazardous, toxic and/or flammable liquids			
CURRENT FEE STRUCTURE \$410 per annual permit			
<u>REVENUE AND COST COMPARISON</u>			
UNIT REVENUE:	\$410.00	TOTAL REVENUE:	\$6,970
UNIT COST:	\$429.65	TOTAL COST:	\$7,304
UNIT PROFIT (SUBSIDY):	\$(19.65)	TOTAL PROFIT (SUBSIDY):	\$(334)
TOTAL UNITS:	17	PCT. COST RECOVERY:	95.43%
SUGGESTED FEE FOR COST RECOVERY OF: 100% \$430 per annual permit			

**CITY OF LONG BEACH
COST DETAIL WORKSHEET
FY 2021-2022**

SERVICE DRY CLEANING PLANTS				REFERENCE NO. FD-137		
NOTE Unit Costs are an Average of Total Units				TOTAL UNITS 17		
<u>DEPARTMENT</u>	<u>POSITION</u>	<u>TYPE</u>	<u>UNIT TIME</u>	<u>UNIT COST</u>	<u>ANN. UNITS</u>	<u>TOTAL COST</u>
FD CODE ENF	FIREFIGHTER		2.00	\$429.66	17	\$7,304
		TYPE SUBTOTAL	2.00	\$429.66		\$7,304
		TOTALS	2.00	\$429.65		\$7,304

**CITY OF LONG BEACH
REVENUE AND COST SUMMARY WORKSHEET
FY 2021-2022**

SERVICE LUMBER YARDS		REFERENCE NO. FD-138	
PRIMARY DEPARTMENT FIRE PREVENTION	UNIT OF SERVICE ANNUAL PERMIT	SERVICE RECIPIENT 731	
DESCRIPTION OF SERVICE Lumber yards - storage or processing of lumber over 100,000 board feet.			
CURRENT FEE STRUCTURE \$410 per annual permit			
<u>REVENUE AND COST COMPARISON</u>			
UNIT REVENUE:	\$410.00	TOTAL REVENUE:	\$820
UNIT COST:	\$429.50	TOTAL COST:	\$859
UNIT PROFIT (SUBSIDY):	\$(19.50)	TOTAL PROFIT (SUBSIDY):	\$(39)
TOTAL UNITS:	2	PCT. COST RECOVERY:	95.46%
SUGGESTED FEE FOR COST RECOVERY OF: 100% \$430 per annual permit			

**CITY OF LONG BEACH
COST DETAIL WORKSHEET
FY 2021-2022**

SERVICE LUMBER YARDS				REFERENCE NO. FD-138		
NOTE Unit Costs are an Average of Total Units				TOTAL UNITS 2		
<u>DEPARTMENT</u>	<u>POSITION</u>	<u>TYPE</u>	<u>UNIT TIME</u>	<u>UNIT COST</u>	<u>ANN. UNITS</u>	<u>TOTAL COST</u>
FD CODE ENF	FIREFIGHTER		2.00	\$429.66	2	\$859
		TYPE SUBTOTAL	2.00	\$429.66		\$859
		TOTALS	2.00	\$429.50		\$859

**CITY OF LONG BEACH
REVENUE AND COST SUMMARY WORKSHEET
FY 2021-2022**

SERVICE MALLS, COVERED		REFERENCE NO. FD-139	
PRIMARY DEPARTMENT FIRE PREVENTION	UNIT OF SERVICE ANNUAL PERMIT	SERVICE RECIPIENT 732	
DESCRIPTION OF SERVICE Business operators pay for the inspection of their operation.			
CURRENT FEE STRUCTURE \$410 per annual permit			
<u>REVENUE AND COST COMPARISON</u>			
UNIT REVENUE:	\$410.00	TOTAL REVENUE:	\$410
UNIT COST:	\$1,719.00	TOTAL COST:	\$1,719
UNIT PROFIT (SUBSIDY):	\$(1,309.00)	TOTAL PROFIT (SUBSIDY):	\$(1,309)
TOTAL UNITS:	1	PCT. COST RECOVERY:	23.85%
SUGGESTED FEE FOR COST RECOVERY OF: 100% \$1,720 per annual permit			

**CITY OF LONG BEACH
COST DETAIL WORKSHEET
FY 2021-2022**

SERVICE MALLS, COVERED				REFERENCE NO. FD-139		
NOTE Unit Costs are an Average of Total Units				TOTAL UNITS 1		
<u>DEPARTMENT</u>	<u>POSITION</u>	<u>TYPE</u>	<u>UNIT TIME</u>	<u>UNIT COST</u>	<u>ANN. UNITS</u>	<u>TOTAL COST</u>
FD CODE ENF	FIREFIGHTER		8.00	\$1,718.64	1	\$1,719
		TYPE SUBTOTAL	8.00	\$1,718.64		\$1,719
		TOTALS	8.00	\$1,719.00		\$1,719

**CITY OF LONG BEACH
REVENUE AND COST SUMMARY WORKSHEET
FY 2021-2022**

SERVICE AIRCRAFT FUELING/SERVICE STATION		REFERENCE NO. FD-140	
PRIMARY DEPARTMENT FIRE PREVENTION	UNIT OF SERVICE ANNUAL PERMIT	SERVICE RECIPIENT 734	
DESCRIPTION OF SERVICE (CUPA) Business operators pay for the inspection of their operation.			
CURRENT FEE STRUCTURE \$373 per annual permit			
<u>REVENUE AND COST COMPARISON</u>			
UNIT REVENUE:	\$373.00	TOTAL REVENUE:	\$746
UNIT COST:	\$859.50	TOTAL COST:	\$1,719
UNIT PROFIT (SUBSIDY):	\$(486.50)	TOTAL PROFIT (SUBSIDY):	\$(973)
TOTAL UNITS:	2	PCT. COST RECOVERY:	43.40%
SUGGESTED FEE FOR COST RECOVERY OF: 100% \$860 per annual permit			

**CITY OF LONG BEACH
COST DETAIL WORKSHEET
FY 2021-2022**

SERVICE AIRCRAFT FUELING/SERVICE STATION				REFERENCE NO. FD-140		
NOTE Unit Costs are an Average of Total Units				TOTAL UNITS 2		
<u>DEPARTMENT</u>	<u>POSITION</u>	<u>TYPE</u>	<u>UNIT TIME</u>	<u>UNIT COST</u>	<u>ANN. UNITS</u>	<u>TOTAL COST</u>
FD CODE ENF	FIREFIGHTER		4.00	\$859.32	2	\$1,719
		TYPE SUBTOTAL	4.00	\$859.32		\$1,719
		TOTALS	4.00	\$859.50		\$1,719

**CITY OF LONG BEACH
REVENUE AND COST SUMMARY WORKSHEET
FY 2021-2022**

SERVICE ASBESTOS REMOVAL		REFERENCE NO. FD-140A	
PRIMARY DEPARTMENT FIRE PREVENTION	UNIT OF SERVICE ANNUAL PERMIT	SERVICE RECIPIENT	
DESCRIPTION OF SERVICE (CUPA) Business operators pay for the inspection of their operation.			
CURRENT FEE STRUCTURE \$410 per annual permit			
<u>REVENUE AND COST COMPARISON</u>			
UNIT REVENUE:	\$0.00	TOTAL REVENUE:	\$0
UNIT COST:	\$0.00	TOTAL COST:	\$0
UNIT PROFIT (SUBSIDY):	\$0.00	TOTAL PROFIT (SUBSIDY):	\$0
TOTAL UNITS:	1	PCT. COST RECOVERY:	0.00%
SUGGESTED FEE FOR COST RECOVERY OF: 100% This service is no longer provided so the fee should be removed from the fee schedule.			

**CITY OF LONG BEACH
COST DETAIL WORKSHEET
FY 2021-2022**

SERVICE ASBESTOS REMOVAL				REFERENCE NO. FD-140A		
NOTE Unit Costs are an Average of Total Units				TOTAL UNITS 1		
<u>DEPARTMENT</u>	<u>POSITION</u>	<u>TYPE</u>	<u>UNIT TIME</u>	<u>UNIT COST</u>	<u>ANN. UNITS</u>	<u>TOTAL COST</u>
			0.00	\$0.00	0	\$0
		TYPE SUBTOTAL	0.00	\$0.00		\$0
		TOTALS	0.00	\$0.00		\$0

**CITY OF LONG BEACH
REVENUE AND COST SUMMARY WORKSHEET
FY 2021-2022**

SERVICE AUTO FUELING/SERVICE STATION		REFERENCE NO. FD-141	
PRIMARY DEPARTMENT FIRE CUPA	UNIT OF SERVICE ANNUAL PERMIT	SERVICE RECIPIENT 738	
DESCRIPTION OF SERVICE (CUPA) Business operators pay for the inspection of their operation.			
CURRENT FEE STRUCTURE \$639 per annual permit			
<u>REVENUE AND COST COMPARISON</u>			
UNIT REVENUE:	\$639.00	TOTAL REVENUE:	\$81,792
UNIT COST:	\$828.92	TOTAL COST:	\$106,102
UNIT PROFIT (SUBSIDY):	\$(189.92)	TOTAL PROFIT (SUBSIDY):	\$(24,310)
TOTAL UNITS:	128	PCT. COST RECOVERY:	77.09%
SUGGESTED FEE FOR COST RECOVERY OF: 100% \$830 per annual permit			

**CITY OF LONG BEACH
COST DETAIL WORKSHEET
FY 2021-2022**

SERVICE AUTO FUELING/SERVICE STATION				REFERENCE NO. FD-141		
NOTE Unit Costs are an Average of Total Units				TOTAL UNITS 128		
<u>DEPARTMENT</u>	<u>POSITION</u>	<u>TYPE</u>	<u>UNIT TIME</u>	<u>UNIT COST</u>	<u>ANN. UNITS</u>	<u>TOTAL COST</u>
CUPA - FIRE	PLAN CHECKER-FIRE PR II		4.00	\$828.92	128	\$106,102
		TYPE SUBTOTAL	4.00	\$828.92		\$106,102
		TOTALS	4.00	\$828.92		\$106,102

**CITY OF LONG BEACH
REVENUE AND COST SUMMARY WORKSHEET
FY 2021-2022**

SERVICE CANDLES & OPEN FLAMES		REFERENCE NO. FD-142	
PRIMARY DEPARTMENT FIRE PREVENTION	UNIT OF SERVICE ANNUAL PERMIT	SERVICE RECIPIENT 739	
DESCRIPTION OF SERVICE Business operators pay for the inspection of their operation.			
CURRENT FEE STRUCTURE \$410 per annual permit			
<u>REVENUE AND COST COMPARISON</u>			
UNIT REVENUE:	\$410.00	TOTAL REVENUE:	\$820
UNIT COST:	\$429.50	TOTAL COST:	\$859
UNIT PROFIT (SUBSIDY):	\$(19.50)	TOTAL PROFIT (SUBSIDY):	\$(39)
TOTAL UNITS:	2	PCT. COST RECOVERY:	95.46%
SUGGESTED FEE FOR COST RECOVERY OF: 100% \$430 per annual permit			

**CITY OF LONG BEACH
COST DETAIL WORKSHEET
FY 2021-2022**

SERVICE CANDLES & OPEN FLAMES				REFERENCE NO. FD-142		
NOTE Unit Costs are an Average of Total Units				TOTAL UNITS 2		
<u>DEPARTMENT</u>	<u>POSITION</u>	<u>TYPE</u>	<u>UNIT TIME</u>	<u>UNIT COST</u>	<u>ANN. UNITS</u>	<u>TOTAL COST</u>
FD CODE ENF	FIREFIGHTER		2.00	\$429.66	2	\$859
		TYPE SUBTOTAL	2.00	\$429.66		\$859
		TOTALS	2.00	\$429.50		\$859

**CITY OF LONG BEACH
REVENUE AND COST SUMMARY WORKSHEET
FY 2021-2022**

SERVICE COMMERCIAL RUBBISH HANDLING		REFERENCE NO. FD-143	
PRIMARY DEPARTMENT FIRE PREVENTION	UNIT OF SERVICE ANNUAL PERMIT	SERVICE RECIPIENT 741	
DESCRIPTION OF SERVICE Commercial Rubbish - Handling Operation			
CURRENT FEE STRUCTURE \$410 per annual permit			
<u>REVENUE AND COST COMPARISON</u>			
UNIT REVENUE:	\$410.00	TOTAL REVENUE:	\$410
UNIT COST:	\$430.00	TOTAL COST:	\$430
UNIT PROFIT (SUBSIDY):	\$(20.00)	TOTAL PROFIT (SUBSIDY):	\$(20)
TOTAL UNITS:	1	PCT. COST RECOVERY:	95.35%
SUGGESTED FEE FOR COST RECOVERY OF: 100% \$430 per annual permit			

**CITY OF LONG BEACH
COST DETAIL WORKSHEET
FY 2021-2022**

SERVICE COMMERCIAL RUBBISH HANDLING				REFERENCE NO. FD-143		
NOTE Unit Costs are an Average of Total Units				TOTAL UNITS 1		
<u>DEPARTMENT</u>	<u>POSITION</u>	<u>TYPE</u>	<u>UNIT TIME</u>	<u>UNIT COST</u>	<u>ANN. UNITS</u>	<u>TOTAL COST</u>
FD CODE ENF	FIREFIGHTER		2.00	\$429.66	1	\$430
		TYPE SUBTOTAL	2.00	\$429.66		\$430
		TOTALS	2.00	\$430.00		\$430

**CITY OF LONG BEACH
REVENUE AND COST SUMMARY WORKSHEET
FY 2021-2022**

SERVICE MARINE FUELING/SERVICE STATION		REFERENCE NO. FD-144	
PRIMARY DEPARTMENT FIRE CUPA	UNIT OF SERVICE ANNUAL PERMIT	SERVICE RECIPIENT 744	
DESCRIPTION OF SERVICE (CUPA) Business operators pay for the inspection of their operation.			
CURRENT FEE STRUCTURE \$373 per annual permit			
<u>REVENUE AND COST COMPARISON</u>			
UNIT REVENUE: \$373.00		TOTAL REVENUE: \$1,119	
UNIT COST: \$621.67		TOTAL COST: \$1,865	
UNIT PROFIT (SUBSIDY): <u>\$(248.67)</u>		TOTAL PROFIT (SUBSIDY): <u>\$(746)</u>	
TOTAL UNITS: 3		PCT. COST RECOVERY: 60.00%	
SUGGESTED FEE FOR COST RECOVERY OF: 100% \$620 per annual permit			

**CITY OF LONG BEACH
COST DETAIL WORKSHEET
FY 2021-2022**

SERVICE MARINE FUELING/SERVICE STATION				REFERENCE NO. FD-144		
NOTE Unit Costs are an Average of Total Units				TOTAL UNITS 3		
<u>DEPARTMENT</u>	<u>POSITION</u>	<u>TYPE</u>	<u>UNIT TIME</u>	<u>UNIT COST</u>	<u>ANN. UNITS</u>	<u>TOTAL COST</u>
CUPA - FIRE	PLAN CHECKER-FIRE PR II		3.00	\$621.69	3	\$1,865
		TYPE SUBTOTAL	3.00	\$621.69		\$1,865
		TOTALS	3.00	\$621.67		\$1,865

**CITY OF LONG BEACH
REVENUE AND COST SUMMARY WORKSHEET
FY 2021-2022**

SERVICE NATURAL GASOLINE PLANT		REFERENCE NO. FD-145	
PRIMARY DEPARTMENT FIRE PREVENTION	UNIT OF SERVICE ANNUAL PERMIT	SERVICE RECIPIENT 745	
DESCRIPTION OF SERVICE Business operators pay for the inspection of their operation.			
CURRENT FEE STRUCTURE \$2,485 per annual permit			
<u>REVENUE AND COST COMPARISON</u>			
UNIT REVENUE:	\$2,485.00	TOTAL REVENUE:	\$2,485
UNIT COST:	\$1,719.00	TOTAL COST:	\$1,719
UNIT PROFIT (SUBSIDY):	<hr style="width: 100%;"/> \$766.00	TOTAL PROFIT (SUBSIDY):	<hr style="width: 100%;"/> \$766
TOTAL UNITS:	1	PCT. COST RECOVERY:	144.56%
SUGGESTED FEE FOR COST RECOVERY OF: 100% \$1,720 per annual permit			

**CITY OF LONG BEACH
COST DETAIL WORKSHEET
FY 2021-2022**

SERVICE NATURAL GASOLINE PLANT				REFERENCE NO. FD-145		
NOTE Unit Costs are an Average of Total Units				TOTAL UNITS 1		
<u>DEPARTMENT</u>	<u>POSITION</u>	<u>TYPE</u>	<u>UNIT TIME</u>	<u>UNIT COST</u>	<u>ANN. UNITS</u>	<u>TOTAL COST</u>
FD CODE ENF	FIREFIGHTER		8.00	\$1,718.64	1	\$1,719
		TYPE SUBTOTAL	8.00	\$1,718.64		\$1,719
		TOTALS	8.00	\$1,719.00		\$1,719

**CITY OF LONG BEACH
REVENUE AND COST SUMMARY WORKSHEET
FY 2021-2022**

SERVICE ORGANIC COATING		REFERENCE NO. FD-146	
PRIMARY DEPARTMENT FIRE PREVENTION	UNIT OF SERVICE ANNUAL PERMIT	SERVICE RECIPIENT 752	
DESCRIPTION OF SERVICE Business operators pay for the inspection of their operation.			
CURRENT FEE STRUCTURE \$410 per annual permit			
<u>REVENUE AND COST COMPARISON</u>			
UNIT REVENUE: \$410.00		TOTAL REVENUE: \$410	
UNIT COST: \$430.00		TOTAL COST: \$430	
UNIT PROFIT (SUBSIDY): \$(20.00)		TOTAL PROFIT (SUBSIDY): \$(20)	
TOTAL UNITS: 1		PCT. COST RECOVERY: 95.35%	
SUGGESTED FEE FOR COST RECOVERY OF: 100% \$430 per annual permit			

**CITY OF LONG BEACH
COST DETAIL WORKSHEET
FY 2021-2022**

SERVICE ORGANIC COATING				REFERENCE NO. FD-146		
NOTE Unit Costs are an Average of Total Units				TOTAL UNITS 1		
<u>DEPARTMENT</u>	<u>POSITION</u>	<u>TYPE</u>	<u>UNIT TIME</u>	<u>UNIT COST</u>	<u>ANN. UNITS</u>	<u>TOTAL COST</u>
FD CODE ENF	FIREFIGHTER		2.00	\$429.66	1	\$430
		TYPE SUBTOTAL	2.00	\$429.66		\$430
		TOTALS	2.00	\$430.00		\$430

**CITY OF LONG BEACH
REVENUE AND COST SUMMARY WORKSHEET
FY 2021-2022**

SERVICE PAINT, COATING, OTHER SURFACE		REFERENCE NO. FD-147	
PRIMARY DEPARTMENT FIRE PREVENTION	UNIT OF SERVICE ANNUAL PERMIT	SERVICE RECIPIENT 753	
DESCRIPTION OF SERVICE Paint, Coating or other Surface Finish			
CURRENT FEE STRUCTURE \$410 per annual permit			
<u>REVENUE AND COST COMPARISON</u>			
UNIT REVENUE:	\$410.00	TOTAL REVENUE:	\$1,640
UNIT COST:	\$429.75	TOTAL COST:	\$1,719
UNIT PROFIT (SUBSIDY):	\$(19.75)	TOTAL PROFIT (SUBSIDY):	\$(79)
TOTAL UNITS:	4	PCT. COST RECOVERY:	95.40%
SUGGESTED FEE FOR COST RECOVERY OF: 100% \$430 per annual permit			

**CITY OF LONG BEACH
COST DETAIL WORKSHEET
FY 2021-2022**

SERVICE PAINT, COATING, OTHER SURFACE				REFERENCE NO. FD-147		
NOTE Unit Costs are an Average of Total Units				TOTAL UNITS 4		
<u>DEPARTMENT</u>	<u>POSITION</u>	<u>TYPE</u>	<u>UNIT TIME</u>	<u>UNIT COST</u>	<u>ANN. UNITS</u>	<u>TOTAL COST</u>
FD CODE ENF	FIREFIGHTER		2.00	\$429.66	4	\$1,719
		TYPE SUBTOTAL	2.00	\$429.66		\$1,719
		TOTALS	2.00	\$429.75		\$1,719

**CITY OF LONG BEACH
REVENUE AND COST SUMMARY WORKSHEET
FY 2021-2022**

SERVICE ROOFING KETTLE		REFERENCE NO. FD-148	
PRIMARY DEPARTMENT FIRE PREVENTION	UNIT OF SERVICE ANNUAL PERMIT	SERVICE RECIPIENT 755	
DESCRIPTION OF SERVICE Business operators pay for the inspection of their operation.			
CURRENT FEE STRUCTURE \$410 per annual permit			
<u>REVENUE AND COST COMPARISON</u>			
UNIT REVENUE:	\$410.00	TOTAL REVENUE:	\$410
UNIT COST:	\$430.00	TOTAL COST:	\$430
UNIT PROFIT (SUBSIDY):	\$(20.00)	TOTAL PROFIT (SUBSIDY):	\$(20)
TOTAL UNITS:	1	PCT. COST RECOVERY:	95.35%
SUGGESTED FEE FOR COST RECOVERY OF: 100% \$430 per annual permit			

**CITY OF LONG BEACH
COST DETAIL WORKSHEET
FY 2021-2022**

SERVICE ROOFING KETTLE				REFERENCE NO. FD-148		
NOTE Unit Costs are an Average of Total Units				TOTAL UNITS 1		
<u>DEPARTMENT</u>	<u>POSITION</u>	<u>TYPE</u>	<u>UNIT TIME</u>	<u>UNIT COST</u>	<u>ANN. UNITS</u>	<u>TOTAL COST</u>
FD CODE ENF	FIREFIGHTER		2.00	\$429.66	1	\$430
		TYPE SUBTOTAL	2.00	\$429.66		\$430
TOTALS			2.00	\$430.00		\$430

**CITY OF LONG BEACH
REVENUE AND COST SUMMARY WORKSHEET
FY 2021-2022**

SERVICE WELDING AND CUTTING OPERATIONS		REFERENCE NO. FD-149	
PRIMARY DEPARTMENT FIRE PREVENTION	UNIT OF SERVICE ANNUAL PERMIT	SERVICE RECIPIENT 756	
DESCRIPTION OF SERVICE Business operators pay for the inspection of their operation.			
CURRENT FEE STRUCTURE \$410 per annual permit			
<u>REVENUE AND COST COMPARISON</u>			
UNIT REVENUE:	\$410.00	TOTAL REVENUE:	\$29,930
UNIT COST:	\$429.66	TOTAL COST:	\$31,365
UNIT PROFIT (SUBSIDY):	\$(19.66)	TOTAL PROFIT (SUBSIDY):	\$(1,435)
TOTAL UNITS:	73	PCT. COST RECOVERY:	95.42%
SUGGESTED FEE FOR COST RECOVERY OF: 100% \$430 per annual permit			

**CITY OF LONG BEACH
COST DETAIL WORKSHEET
FY 2021-2022**

SERVICE WELDING AND CUTTING OPERATIONS				REFERENCE NO. FD-149		
NOTE Unit Costs are an Average of Total Units				TOTAL UNITS 73		
<u>DEPARTMENT</u>	<u>POSITION</u>	<u>TYPE</u>	<u>UNIT TIME</u>	<u>UNIT COST</u>	<u>ANN. UNITS</u>	<u>TOTAL COST</u>
FD CODE ENF	FIREFIGHTER		2.00	\$429.66	73	\$31,365
		TYPE SUBTOTAL	2.00	\$429.66		\$31,365
		TOTALS	2.00	\$429.66		\$31,365

**CITY OF LONG BEACH
REVENUE AND COST SUMMARY WORKSHEET
FY 2021-2022**

SERVICE LEVEL 2 OR 3 AEROSOL PRODUCTS		REFERENCE NO. FD-150	
PRIMARY DEPARTMENT FIRE PREVENTION	UNIT OF SERVICE ANNUAL PERMIT	SERVICE RECIPIENT 757	
DESCRIPTION OF SERVICE Level 2 or 3 aerosol products in excess of 500 pounds.			
CURRENT FEE STRUCTURE \$255 per annual permit			
<u>REVENUE AND COST COMPARISON</u>			
UNIT REVENUE:	\$255.00	TOTAL REVENUE:	\$255
UNIT COST:	\$430.00	TOTAL COST:	\$430
UNIT PROFIT (SUBSIDY):	\$(175.00)	TOTAL PROFIT (SUBSIDY):	\$(175)
TOTAL UNITS:	1	PCT. COST RECOVERY:	59.30%
SUGGESTED FEE FOR COST RECOVERY OF: 100% \$430 per annual permit			

**CITY OF LONG BEACH
COST DETAIL WORKSHEET
FY 2021-2022**

SERVICE LEVEL 2 OR 3 AEROSOL PRODUCTS				REFERENCE NO. FD-150		
NOTE Unit Costs are an Average of Total Units				TOTAL UNITS 1		
<u>DEPARTMENT</u>	<u>POSITION</u>	<u>TYPE</u>	<u>UNIT TIME</u>	<u>UNIT COST</u>	<u>ANN. UNITS</u>	<u>TOTAL COST</u>
FD CODE ENF	FIREFIGHTER		2.00	\$429.66	1	\$430
		TYPE SUBTOTAL	2.00	\$429.66		\$430
		TOTALS	2.00	\$430.00		\$430

**CITY OF LONG BEACH
REVENUE AND COST SUMMARY WORKSHEET
FY 2021-2022**

SERVICE AMUSEMENT BUILDINGS		REFERENCE NO. FD-151	
PRIMARY DEPARTMENT FIRE PREVENTION	UNIT OF SERVICE ANNUAL PERMIT	SERVICE RECIPIENT 758	
DESCRIPTION OF SERVICE Business operators pay for the inspection of their operation.			
CURRENT FEE STRUCTURE \$410 per annual permit			
<u>REVENUE AND COST COMPARISON</u>			
UNIT REVENUE:	\$410.00	TOTAL REVENUE:	\$410
UNIT COST:	\$430.00	TOTAL COST:	\$430
UNIT PROFIT (SUBSIDY):	\$(20.00)	TOTAL PROFIT (SUBSIDY):	\$(20)
TOTAL UNITS:	1	PCT. COST RECOVERY:	95.35%
SUGGESTED FEE FOR COST RECOVERY OF: 100% \$430 per annual permit			

**CITY OF LONG BEACH
COST DETAIL WORKSHEET
FY 2021-2022**

SERVICE AMUSEMENT BUILDINGS				REFERENCE NO. FD-151		
NOTE Unit Costs are an Average of Total Units				TOTAL UNITS 1		
<u>DEPARTMENT</u>	<u>POSITION</u>	<u>TYPE</u>	<u>UNIT TIME</u>	<u>UNIT COST</u>	<u>ANN. UNITS</u>	<u>TOTAL COST</u>
FD CODE ENF	FIREFIGHTER		2.00	\$429.66	1	\$430
		TYPE SUBTOTAL	2.00	\$429.66		\$430
		TOTALS	2.00	\$430.00		\$430

**CITY OF LONG BEACH
REVENUE AND COST SUMMARY WORKSHEET
FY 2021-2022**

SERVICE HAZARDOUS PRODUCTION MATERIALS		REFERENCE NO. FD-152	
PRIMARY DEPARTMENT FIRE PREVENTION	UNIT OF SERVICE ANNUAL PERMIT	SERVICE RECIPIENT 759	
DESCRIPTION OF SERVICE Hazardous production materials facilities			
CURRENT FEE STRUCTURE \$410 per annual permit			
<u>REVENUE AND COST COMPARISON</u>			
UNIT REVENUE: \$410.00		TOTAL REVENUE: \$410	
UNIT COST: \$644.00		TOTAL COST: \$644	
UNIT PROFIT (SUBSIDY): <u>\$(234.00)</u>		TOTAL PROFIT (SUBSIDY): <u>\$(234)</u>	
TOTAL UNITS: 1		PCT. COST RECOVERY: 63.66%	
SUGGESTED FEE FOR COST RECOVERY OF: 100% \$645 per annual permit			

**CITY OF LONG BEACH
COST DETAIL WORKSHEET
FY 2021-2022**

SERVICE HAZARDOUS PRODUCTION MATERIALS				REFERENCE NO. FD-152		
NOTE Unit Costs are an Average of Total Units				TOTAL UNITS 1		
<u>DEPARTMENT</u>	<u>POSITION</u>	<u>TYPE</u>	<u>UNIT TIME</u>	<u>UNIT COST</u>	<u>ANN. UNITS</u>	<u>TOTAL COST</u>
FD CODE ENF	FIREFIGHTER		3.00	\$644.49	1	\$644
		TYPE SUBTOTAL	3.00	\$644.49		\$644
TOTALS			3.00	\$644.00		\$644

**CITY OF LONG BEACH
REVENUE AND COST SUMMARY WORKSHEET
FY 2021-2022**

SERVICE HOT WORK OPERATIONS		REFERENCE NO. FD-153	
PRIMARY DEPARTMENT FIRE PREVENTION	UNIT OF SERVICE ANNUAL PERMIT	SERVICE RECIPIENT 760	
DESCRIPTION OF SERVICE Business operators pay for the inspection of their operation.			
CURRENT FEE STRUCTURE \$255 per annual permit			
<u>REVENUE AND COST COMPARISON</u>			
UNIT REVENUE:	\$255.00	TOTAL REVENUE:	\$15,045
UNIT COST:	\$429.66	TOTAL COST:	\$25,350
UNIT PROFIT (SUBSIDY):	\$(174.66)	TOTAL PROFIT (SUBSIDY):	\$(10,305)
TOTAL UNITS:	59	PCT. COST RECOVERY:	59.35%
SUGGESTED FEE FOR COST RECOVERY OF: 100% \$430 per annual permit			

**CITY OF LONG BEACH
COST DETAIL WORKSHEET
FY 2021-2022**

SERVICE HOT WORK OPERATIONS				REFERENCE NO. FD-153		
NOTE Unit Costs are an Average of Total Units				TOTAL UNITS 59		
<u>DEPARTMENT</u>	<u>POSITION</u>	<u>TYPE</u>	<u>UNIT TIME</u>	<u>UNIT COST</u>	<u>ANN. UNITS</u>	<u>TOTAL COST</u>
FD CODE ENF	FIREFIGHTER		2.00	\$429.66	59	\$25,350
		TYPE SUBTOTAL	2.00	\$429.66		\$25,350
TOTALS			2.00	\$429.66		\$25,350

**CITY OF LONG BEACH
REVENUE AND COST SUMMARY WORKSHEET
FY 2021-2022**

SERVICE WOODWORKING PLANTS		REFERENCE NO. FD-154	
PRIMARY DEPARTMENT FIRE PREVENTION	UNIT OF SERVICE ANNUAL PERMIT	SERVICE RECIPIENT 761	
DESCRIPTION OF SERVICE Woodworking plants - storage or processing of lumber over 100,000 board feet.			
CURRENT FEE STRUCTURE \$410 per annual permit			
<u>REVENUE AND COST COMPARISON</u>			
UNIT REVENUE: \$410.00		TOTAL REVENUE: \$410	
UNIT COST: \$430.00		TOTAL COST: \$430	
UNIT PROFIT (SUBSIDY): \$(20.00)		TOTAL PROFIT (SUBSIDY): \$(20)	
TOTAL UNITS: 1		PCT. COST RECOVERY: 95.35%	
SUGGESTED FEE FOR COST RECOVERY OF: 100% \$430 per annual permit			

**CITY OF LONG BEACH
COST DETAIL WORKSHEET
FY 2021-2022**

SERVICE WOODWORKING PLANTS				REFERENCE NO. FD-154		
NOTE Unit Costs are an Average of Total Units				TOTAL UNITS 1		
<u>DEPARTMENT</u>	<u>POSITION</u>	<u>TYPE</u>	<u>UNIT TIME</u>	<u>UNIT COST</u>	<u>ANN. UNITS</u>	<u>TOTAL COST</u>
FD CODE ENF	FIREFIGHTER		2.00	\$429.66	1	\$430
		TYPE SUBTOTAL	2.00	\$429.66		\$430
TOTALS			2.00	\$430.00		\$430

**CITY OF LONG BEACH
REVENUE AND COST SUMMARY WORKSHEET
FY 2021-2022**

SERVICE MAGNESIUM		REFERENCE NO. FD-155	
PRIMARY DEPARTMENT FIRE PREVENTION	UNIT OF SERVICE ANNUAL PERMIT	SERVICE RECIPIENT 762	
DESCRIPTION OF SERVICE Magnesium - to melt, cast, heat treat or grind more than 10 pounds			
CURRENT FEE STRUCTURE \$255 per annual permit			
<u>REVENUE AND COST COMPARISON</u>			
UNIT REVENUE:	\$255.00	TOTAL REVENUE:	\$255
UNIT COST:	\$430.00	TOTAL COST:	\$430
UNIT PROFIT (SUBSIDY):	\$(175.00)	TOTAL PROFIT (SUBSIDY):	\$(175)
TOTAL UNITS:	1	PCT. COST RECOVERY:	59.30%
SUGGESTED FEE FOR COST RECOVERY OF: 100% \$430 per annual permit			

**CITY OF LONG BEACH
COST DETAIL WORKSHEET
FY 2021-2022**

SERVICE MAGNESIUM				REFERENCE NO. FD-155		
NOTE Unit Costs are an Average of Total Units				TOTAL UNITS 1		
<u>DEPARTMENT</u>	<u>POSITION</u>	<u>TYPE</u>	<u>UNIT TIME</u>	<u>UNIT COST</u>	<u>ANN. UNITS</u>	<u>TOTAL COST</u>
FD CODE ENF	FIREFIGHTER		2.00	\$429.66	1	\$430
		TYPE SUBTOTAL	2.00	\$429.66		\$430
		TOTALS	2.00	\$430.00		\$430

**CITY OF LONG BEACH
REVENUE AND COST SUMMARY WORKSHEET
FY 2021-2022**

SERVICE MISC COMBUSTIBLE STORAGE		REFERENCE NO. FD-156	
PRIMARY DEPARTMENT FIRE PREVENTION	UNIT OF SERVICE ANNUAL PERMIT	SERVICE RECIPIENT 763	
DESCRIPTION OF SERVICE Miscellaneous combustible storage - store miscellaneous combustibles in a building or on a premise in excess of 2500 cubic feet.			
CURRENT FEE STRUCTURE \$255 per annual permit			
<u>REVENUE AND COST COMPARISON</u>			
UNIT REVENUE:	\$255.00	TOTAL REVENUE:	\$1,020
UNIT COST:	\$429.75	TOTAL COST:	\$1,719
UNIT PROFIT (SUBSIDY):	\$(174.75)	TOTAL PROFIT (SUBSIDY):	\$(699)
TOTAL UNITS:	4	PCT. COST RECOVERY:	59.34%
SUGGESTED FEE FOR COST RECOVERY OF: 100% \$430 per annual permit			

**CITY OF LONG BEACH
COST DETAIL WORKSHEET
FY 2021-2022**

SERVICE MISC COMBUSTIBLE STORAGE				REFERENCE NO. FD-156		
NOTE Unit Costs are an Average of Total Units				TOTAL UNITS 4		
<u>DEPARTMENT</u>	<u>POSITION</u>	<u>TYPE</u>	<u>UNIT TIME</u>	<u>UNIT COST</u>	<u>ANN. UNITS</u>	<u>TOTAL COST</u>
FD CODE ENF	FIREFIGHTER		2.00	\$429.66	4	\$1,719
		TYPE SUBTOTAL	2.00	\$429.66		\$1,719
TOTALS			2.00	\$429.75		\$1,719

**CITY OF LONG BEACH
REVENUE AND COST SUMMARY WORKSHEET
FY 2021-2022**

SERVICE TIRE STORAGE		REFERENCE NO. FD-157	
PRIMARY DEPARTMENT FIRE PREVENTION	UNIT OF SERVICE ANNUAL PERMIT	SERVICE RECIPIENT 765	
DESCRIPTION OF SERVICE Business operators pay for the inspection of their operation. Establish, conduct or maintain storage of scrap tires and tire byproducts 2500 cu. Ft and for storage of tires and tire byproducts inside.			
CURRENT FEE STRUCTURE \$255 per annual permit			
<u>REVENUE AND COST COMPARISON</u>			
UNIT REVENUE:	\$255.00	TOTAL REVENUE:	\$2,805
UNIT COST:	\$429.64	TOTAL COST:	\$4,726
UNIT PROFIT (SUBSIDY):	\$(174.64)	TOTAL PROFIT (SUBSIDY):	\$(1,921)
TOTAL UNITS:	11	PCT. COST RECOVERY:	59.35%
SUGGESTED FEE FOR COST RECOVERY OF: 100% \$430 per annual permit			

**CITY OF LONG BEACH
COST DETAIL WORKSHEET
FY 2021-2022**

SERVICE TIRE STORAGE				REFERENCE NO. FD-157		
NOTE Unit Costs are an Average of Total Units				TOTAL UNITS 11		
<u>DEPARTMENT</u>	<u>POSITION</u>	<u>TYPE</u>	<u>UNIT TIME</u>	<u>UNIT COST</u>	<u>ANN. UNITS</u>	<u>TOTAL COST</u>
FD CODE ENF	FIREFIGHTER		2.00	\$429.66	11	\$4,726
		TYPE SUBTOTAL	2.00	\$429.66		\$4,726
		TOTALS	2.00	\$429.64		\$4,726

**CITY OF LONG BEACH
REVENUE AND COST SUMMARY WORKSHEET
FY 2021-2022**

SERVICE WOOD PRODUCTS		REFERENCE NO. FD-158	
PRIMARY DEPARTMENT FIRE PREVENTION	UNIT OF SERVICE ANNUAL PERMIT	SERVICE RECIPIENT 766	
DESCRIPTION OF SERVICE Business operators pay for the inspection of their operation. Store chips, hogged material, lumber or plywood in excess of 200 cu. Ft.			
CURRENT FEE STRUCTURE \$255 per annual permit			
<u>REVENUE AND COST COMPARISON</u>			
UNIT REVENUE:	\$255.00	TOTAL REVENUE:	\$255
UNIT COST:	\$430.00	TOTAL COST:	\$430
UNIT PROFIT (SUBSIDY):	\$(175.00)	TOTAL PROFIT (SUBSIDY):	\$(175)
TOTAL UNITS:	1	PCT. COST RECOVERY:	59.30%
SUGGESTED FEE FOR COST RECOVERY OF: 100% \$430 per annual permit			

**CITY OF LONG BEACH
COST DETAIL WORKSHEET
FY 2021-2022**

SERVICE WOOD PRODUCTS				REFERENCE NO. FD-158		
NOTE Unit Costs are an Average of Total Units				TOTAL UNITS 1		
<u>DEPARTMENT</u>	<u>POSITION</u>	<u>TYPE</u>	<u>UNIT TIME</u>	<u>UNIT COST</u>	<u>ANN. UNITS</u>	<u>TOTAL COST</u>
FD CODE ENF	FIREFIGHTER		2.00	\$429.66	1	\$430
		TYPE SUBTOTAL	2.00	\$429.66		\$430
		TOTALS	2.00	\$430.00		\$430

**CITY OF LONG BEACH
REVENUE AND COST SUMMARY WORKSHEET
FY 2021-2022**

SERVICE BATTERY SYSTEM		REFERENCE NO. FD-159	
PRIMARY DEPARTMENT FIRE PREVENTION	UNIT OF SERVICE ANNUAL PERMIT	SERVICE RECIPIENT 767	
DESCRIPTION OF SERVICE Battery system - Lead acid battery systems having a liquid capacity greater than 50 gallons			
CURRENT FEE STRUCTURE \$255 per annual permit			
<u>REVENUE AND COST COMPARISON</u>			
UNIT REVENUE:	\$255.00	TOTAL REVENUE:	\$255
UNIT COST:	\$644.00	TOTAL COST:	\$644
UNIT PROFIT (SUBSIDY):	\$(389.00)	TOTAL PROFIT (SUBSIDY):	\$(389)
TOTAL UNITS:	1	PCT. COST RECOVERY:	39.60%
SUGGESTED FEE FOR COST RECOVERY OF: 100% \$645 per annual permit			

**CITY OF LONG BEACH
COST DETAIL WORKSHEET
FY 2021-2022**

SERVICE BATTERY SYSTEM				REFERENCE NO. FD-159		
NOTE Unit Costs are an Average of Total Units				TOTAL UNITS 1		
<u>DEPARTMENT</u>	<u>POSITION</u>	<u>TYPE</u>	<u>UNIT TIME</u>	<u>UNIT COST</u>	<u>ANN. UNITS</u>	<u>TOTAL COST</u>
FD CODE ENF	FIREFIGHTER		3.00	\$644.49	1	\$644
		TYPE SUBTOTAL	3.00	\$644.49		\$644
TOTALS			3.00	\$644.00		\$644

**CITY OF LONG BEACH
REVENUE AND COST SUMMARY WORKSHEET
FY 2021-2022**

SERVICE LIVE AUDIENCE		REFERENCE NO. FD-160	
PRIMARY DEPARTMENT FIRE PREVENTION	UNIT OF SERVICE ANNUAL PERMIT	SERVICE RECIPIENT 769	
DESCRIPTION OF SERVICE Business operators pay for the inspection of their operation. To install seating arrangements for live audiences in approved production facilities, production studios, and sound stages.			
CURRENT FEE STRUCTURE \$255 per annual permit			
<u>REVENUE AND COST COMPARISON</u>			
UNIT REVENUE: \$255.00		TOTAL REVENUE: \$255	
UNIT COST: \$430.00		TOTAL COST: \$430	
UNIT PROFIT (SUBSIDY): \$(175.00)		TOTAL PROFIT (SUBSIDY): \$(175)	
TOTAL UNITS: 1		PCT. COST RECOVERY: 59.30%	
SUGGESTED FEE FOR COST RECOVERY OF: 100% \$430 per annual permit			

**CITY OF LONG BEACH
COST DETAIL WORKSHEET
FY 2021-2022**

SERVICE LIVE AUDIENCE				REFERENCE NO. FD-160		
NOTE Unit Costs are an Average of Total Units				TOTAL UNITS 1		
<u>DEPARTMENT</u>	<u>POSITION</u>	<u>TYPE</u>	<u>UNIT TIME</u>	<u>UNIT COST</u>	<u>ANN. UNITS</u>	<u>TOTAL COST</u>
FD CODE ENF	FIREFIGHTER		2.00	\$429.66	1	\$430
		TYPE SUBTOTAL	2.00	\$429.66		\$430
		TOTALS	2.00	\$430.00		\$430

**CITY OF LONG BEACH
REVENUE AND COST SUMMARY WORKSHEET
FY 2021-2022**

SERVICE RADIOACTIVE MATERIAL		REFERENCE NO. FD-161	
PRIMARY DEPARTMENT FIRE PREVENTION	UNIT OF SERVICE ANNUAL PERMIT	SERVICE RECIPIENT 770	
DESCRIPTION OF SERVICE Radioactive material - Storage or handling of radioactive material			
CURRENT FEE STRUCTURE \$255 per annual permit			
<u>REVENUE AND COST COMPARISON</u>			
UNIT REVENUE:	\$255.00	TOTAL REVENUE:	\$255
UNIT COST:	\$430.00	TOTAL COST:	\$430
UNIT PROFIT (SUBSIDY):	\$(175.00)	TOTAL PROFIT (SUBSIDY):	\$(175)
TOTAL UNITS:	1	PCT. COST RECOVERY:	59.30%
SUGGESTED FEE FOR COST RECOVERY OF: 100% \$430 per annual permit			

August 11, 2022

**CITY OF LONG BEACH
REVENUE AND COST SUMMARY WORKSHEET
FY 2021-2022**

SERVICE A-1 OCCUPANCY		REFERENCE NO. FD-162	
PRIMARY DEPARTMENT FIRE PREVENTION	UNIT OF SERVICE ANNUAL PERMIT	SERVICE RECIPIENT 772,703,704	
DESCRIPTION OF SERVICE Property owners pay for the inspection of their building. Assembly use usually with fixed seating intended for the production and viewing of the performing arts or motion pictures.			
CURRENT FEE STRUCTURE \$1,260 per annual permit 1,000-1,999 occupancy - \$1,150 2,000+ occupancy - \$1,260			
<u>REVENUE AND COST COMPARISON</u>			
UNIT REVENUE: \$1,260.00		TOTAL REVENUE: \$7,560	
UNIT COST: \$1,718.67		TOTAL COST: \$10,312	
UNIT PROFIT (SUBSIDY): \$(458.67)		TOTAL PROFIT (SUBSIDY): \$(2,752)	
TOTAL UNITS: 6		PCT. COST RECOVERY: 73.31%	
SUGGESTED FEE FOR COST RECOVERY OF: 100% \$1,720 per annual permit			

August 11, 2022

**CITY OF LONG BEACH
COST DETAIL WORKSHEET
FY 2021-2022**

SERVICE A-1 OCCUPANCY				REFERENCE NO. FD-162		
NOTE Unit Costs are an Average of Total Units				TOTAL UNITS 6		
<u>DEPARTMENT</u>	<u>POSITION</u>	<u>TYPE</u>	<u>UNIT TIME</u>	<u>UNIT COST</u>	<u>ANN. UNITS</u>	<u>TOTAL COST</u>
FD CODE ENF	FIREFIGHTER		8.00	\$1,718.64	6	\$10,312
		TYPE SUBTOTAL	8.00	\$1,718.64		\$10,312
TOTALS			8.00	\$1,718.67		\$10,312

**CITY OF LONG BEACH
REVENUE AND COST SUMMARY WORKSHEET
FY 2021-2022**

SERVICE A-2 OCCUPANCY		REFERENCE NO. FD-163	
PRIMARY DEPARTMENT FIRE PREVENTION	UNIT OF SERVICE ANNUAL PERMIT	SERVICE RECIPIENT 773,774,705,706,707	
DESCRIPTION OF SERVICE A-2 Occupancy - 50+ occupants			
CURRENT FEE STRUCTURE 50-299 occupants - \$410 per annual permit 299+ occupants - \$745 per annual permit A-2 less than 1,000 occupancy - \$745 A-2.1 300-1,999 occupancy - \$615 A-2.1 2,000+ occupancy - \$745			
<u>REVENUE AND COST COMPARISON</u>			
UNIT REVENUE:	\$451.56	TOTAL REVENUE:	\$120,115
UNIT COST:	\$697.79	TOTAL COST:	\$185,613
UNIT PROFIT (SUBSIDY):	\$(246.23)	TOTAL PROFIT (SUBSIDY):	\$(65,498)
TOTAL UNITS:	266	PCT. COST RECOVERY:	64.71%
SUGGESTED FEE FOR COST RECOVERY OF: 100% 50-299 occupants - \$645 per annual permit 299+ occupants - \$1,075 per annual permit			

**CITY OF LONG BEACH
COST DETAIL WORKSHEET
FY 2021-2022**

SERVICE A-2 OCCUPANCY				REFERENCE NO. FD-163		
NOTE Unit Costs are an Average of Total Units				TOTAL UNITS 266		
<u>DEPARTMENT</u>	<u>POSITION</u>	<u>TYPE</u>	<u>UNIT TIME</u>	<u>UNIT COST</u>	<u>ANN. UNITS</u>	<u>TOTAL COST</u>
FD CODE ENF	FIREFIGHTER	50-299 Occupancies	3.00	\$644.49	233	\$150,166
		TYPE SUBTOTAL	3.00	\$644.49		\$150,166
FD CODE ENF	FIREFIGHTER	300+ Occupants	5.00	\$1,074.15	33	\$35,447
		TYPE SUBTOTAL	5.00	\$1,074.15		\$35,447
TOTALS			8.00	\$697.79		\$185,613

**CITY OF LONG BEACH
REVENUE AND COST SUMMARY WORKSHEET
FY 2021-2022**

SERVICE A-3 OCCUPANCY		REFERENCE NO. FD-164	
PRIMARY DEPARTMENT FIRE PREVENTION	UNIT OF SERVICE ANNUAL PERMIT	SERVICE RECIPIENT 775,708	
DESCRIPTION OF SERVICE Property owners pay for the inspection of their building. Assembly use intended for worship, recreation, amusement and other assembly uses not classified elsewhere in Group A Occupancy.			
CURRENT FEE STRUCTURE \$745 per annual permit 500-299 occupancy - \$395			
<u>REVENUE AND COST COMPARISON</u>			
UNIT REVENUE: \$745.00		TOTAL REVENUE: \$131,120	
UNIT COST: \$1,074.15		TOTAL COST: \$189,050	
UNIT PROFIT (SUBSIDY): \$(329.15)		TOTAL PROFIT (SUBSIDY): \$(57,930)	
TOTAL UNITS: 176		PCT. COST RECOVERY: 69.36%	
SUGGESTED FEE FOR COST RECOVERY OF: 100% \$1,075 per annual permit			

**CITY OF LONG BEACH
COST DETAIL WORKSHEET
FY 2021-2022**

SERVICE A-3 OCCUPANCY				REFERENCE NO. FD-164		
NOTE Unit Costs are an Average of Total Units				TOTAL UNITS 176		
<u>DEPARTMENT</u>	<u>POSITION</u>	<u>TYPE</u>	<u>UNIT TIME</u>	<u>UNIT COST</u>	<u>ANN. UNITS</u>	<u>TOTAL COST</u>
FD CODE ENF	FIREFIGHTER		5.00	\$1,074.15	176	\$189,050
		TYPE SUBTOTAL	5.00	\$1,074.15		\$189,050
		TOTALS	5.00	\$1,074.15		\$189,050

**CITY OF LONG BEACH
REVENUE AND COST SUMMARY WORKSHEET
FY 2021-2022**

SERVICE A-4 OCCUPANCY		REFERENCE NO. FD-165	
PRIMARY DEPARTMENT FIRE PREVENTION	UNIT OF SERVICE ANNUAL PERMIT	SERVICE RECIPIENT 776	
DESCRIPTION OF SERVICE Property owners pay for the inspection of their building. Assembly use intended for the viewing of indoor sporting events and activities.			
CURRENT FEE STRUCTURE \$1,260 per annual permit			
<u>REVENUE AND COST COMPARISON</u>			
UNIT REVENUE:	\$1,260.00	TOTAL REVENUE:	\$1,260
UNIT COST:	\$1,289.00	TOTAL COST:	\$1,289
UNIT PROFIT (SUBSIDY):	<div style="border-top: 1px solid black; border-bottom: 3px double black;"> \$(29.00) </div>	TOTAL PROFIT (SUBSIDY):	<div style="border-top: 1px solid black; border-bottom: 3px double black;"> \$(29) </div>
TOTAL UNITS:	1	PCT. COST RECOVERY:	97.75%
SUGGESTED FEE FOR COST RECOVERY OF: 100% \$1,290 per annual permit			

**CITY OF LONG BEACH
COST DETAIL WORKSHEET
FY 2021-2022**

SERVICE A-4 OCCUPANCY				REFERENCE NO. FD-165		
NOTE Unit Costs are an Average of Total Units				TOTAL UNITS 1		
<u>DEPARTMENT</u>	<u>POSITION</u>	<u>TYPE</u>	<u>UNIT TIME</u>	<u>UNIT COST</u>	<u>ANN. UNITS</u>	<u>TOTAL COST</u>
FD CODE ENF	FIREFIGHTER		6.00	\$1,288.98	1	\$1,289
		TYPE SUBTOTAL	6.00	\$1,288.98		\$1,289
		TOTALS	6.00	\$1,289.00		\$1,289

**CITY OF LONG BEACH
REVENUE AND COST SUMMARY WORKSHEET
FY 2021-2022**

SERVICE A-5 OCCUPANCY		REFERENCE NO. FD-166	
PRIMARY DEPARTMENT FIRE PREVENTION	UNIT OF SERVICE ANNUAL PERMIT	SERVICE RECIPIENT 777	
DESCRIPTION OF SERVICE Property owners pay for the inspection of their building. Assembly use intended for participation in or viewing of outdoor activities.			
CURRENT FEE STRUCTURE \$745 per annual permit			
<u>REVENUE AND COST COMPARISON</u>			
UNIT REVENUE:	\$745.00	TOTAL REVENUE:	\$745
UNIT COST:	\$859.00	TOTAL COST:	\$859
UNIT PROFIT (SUBSIDY):	\$(114.00)	TOTAL PROFIT (SUBSIDY):	\$(114)
TOTAL UNITS:	1	PCT. COST RECOVERY:	86.73%
SUGGESTED FEE FOR COST RECOVERY OF: 100% \$860 per annual permit			

**CITY OF LONG BEACH
COST DETAIL WORKSHEET
FY 2021-2022**

SERVICE A-5 OCCUPANCY				REFERENCE NO. FD-166		
NOTE Unit Costs are an Average of Total Units				TOTAL UNITS 1		
<u>DEPARTMENT</u>	<u>POSITION</u>	<u>TYPE</u>	<u>UNIT TIME</u>	<u>UNIT COST</u>	<u>ANN. UNITS</u>	<u>TOTAL COST</u>
FD CODE ENF	FIREFIGHTER		4.00	\$859.32	1	\$859
		TYPE SUBTOTAL	4.00	\$859.32		\$859
		TOTALS	4.00	\$859.00		\$859

**CITY OF LONG BEACH
REVENUE AND COST SUMMARY WORKSHEET
FY 2021-2022**

SERVICE E OCCUPANCY		REFERENCE NO. FD-167	
PRIMARY DEPARTMENT FIRE PREVENTION	UNIT OF SERVICE ANNUAL PERMIT	SERVICE RECIPIENT 779,780	
DESCRIPTION OF SERVICE Business operators pay for the inspection of their operation.			
CURRENT FEE STRUCTURE \$410 per annual permit			
<u>REVENUE AND COST COMPARISON</u>			
UNIT REVENUE:	\$410.00	TOTAL REVENUE:	\$44,280
UNIT COST:	\$521.16	TOTAL COST:	\$56,285
UNIT PROFIT (SUBSIDY):	\$(111.16)	TOTAL PROFIT (SUBSIDY):	\$(12,005)
TOTAL UNITS:	108	PCT. COST RECOVERY:	78.67%
SUGGESTED FEE FOR COST RECOVERY OF: 100% Daycare - \$430 per annual permit Other - \$645 per annual permit			

**CITY OF LONG BEACH
COST DETAIL WORKSHEET
FY 2021-2022**

SERVICE E OCCUPANCY				REFERENCE NO. FD-167		
NOTE Unit Costs are an Average of Total Units				TOTAL UNITS 108		
<u>DEPARTMENT</u>	<u>POSITION</u>	<u>TYPE</u>	<u>UNIT TIME</u>	<u>UNIT COST</u>	<u>ANN. UNITS</u>	<u>TOTAL COST</u>
FD CODE ENF	FIREFIGHTER		3.00	\$644.49	46	\$29,647
		TYPE SUBTOTAL	3.00	\$644.49		\$29,647
FD CODE ENF	FIREFIGHTER	Daycare	2.00	\$429.66	62	\$26,639
		TYPE SUBTOTAL	2.00	\$429.66		\$26,639
TOTALS			5.00	\$521.16		\$56,285

**CITY OF LONG BEACH
REVENUE AND COST SUMMARY WORKSHEET
FY 2021-2022**

SERVICE I-1 OCCUPANCY		REFERENCE NO. FD-168	
PRIMARY DEPARTMENT FIRE PREVENTION	UNIT OF SERVICE ANNUAL PERMIT	SERVICE RECIPIENT 788	
DESCRIPTION OF SERVICE Business operators pay for the inspection of their operation.			
CURRENT FEE STRUCTURE \$410 per annual permit			
<u>REVENUE AND COST COMPARISON</u>			
UNIT REVENUE:	\$410.00	TOTAL REVENUE:	\$2,050
UNIT COST:	\$429.60	TOTAL COST:	\$2,148
UNIT PROFIT (SUBSIDY):	\$(19.60)	TOTAL PROFIT (SUBSIDY):	\$(98)
TOTAL UNITS:	5	PCT. COST RECOVERY:	95.44%
SUGGESTED FEE FOR COST RECOVERY OF: 100% \$430 per annual permit			

**CITY OF LONG BEACH
COST DETAIL WORKSHEET
FY 2021-2022**

SERVICE I-1 OCCUPANCY				REFERENCE NO. FD-168		
NOTE Unit Costs are an Average of Total Units				TOTAL UNITS 5		
<u>DEPARTMENT</u>	<u>POSITION</u>	<u>TYPE</u>	<u>UNIT TIME</u>	<u>UNIT COST</u>	<u>ANN. UNITS</u>	<u>TOTAL COST</u>
FD CODE ENF	FIREFIGHTER		2.00	\$429.66	5	\$2,148
		TYPE SUBTOTAL	2.00	\$429.66		\$2,148
		TOTALS	2.00	\$429.60		\$2,148

**CITY OF LONG BEACH
REVENUE AND COST SUMMARY WORKSHEET
FY 2021-2022**

SERVICE I-2 OCCUPANCY		REFERENCE NO. FD-169	
PRIMARY DEPARTMENT FIRE PREVENTION	UNIT OF SERVICE ANNUAL PERMIT	SERVICE RECIPIENT 789	
DESCRIPTION OF SERVICE Business operators pay for the inspection of their operation.			
CURRENT FEE STRUCTURE \$410 per annual permit			
<u>REVENUE AND COST COMPARISON</u>			
UNIT REVENUE:	\$410.00	TOTAL REVENUE:	\$13,120
UNIT COST:	\$429.66	TOTAL COST:	\$13,749
UNIT PROFIT (SUBSIDY):	\$(19.66)	TOTAL PROFIT (SUBSIDY):	\$(629)
TOTAL UNITS:	32	PCT. COST RECOVERY:	95.43%
SUGGESTED FEE FOR COST RECOVERY OF: 100% \$430 per annual permit			

**CITY OF LONG BEACH
COST DETAIL WORKSHEET
FY 2021-2022**

SERVICE I-2 OCCUPANCY				REFERENCE NO. FD-169		
NOTE Unit Costs are an Average of Total Units				TOTAL UNITS 32		
<u>DEPARTMENT</u>	<u>POSITION</u>	<u>TYPE</u>	<u>UNIT TIME</u>	<u>UNIT COST</u>	<u>ANN. UNITS</u>	<u>TOTAL COST</u>
FD CODE ENF	FIREFIGHTER		2.00	\$429.66	32	\$13,749
		TYPE SUBTOTAL	2.00	\$429.66		\$13,749
		TOTALS	2.00	\$429.66		\$13,749

**CITY OF LONG BEACH
REVENUE AND COST SUMMARY WORKSHEET
FY 2021-2022**

SERVICE I-2.1 OCCUPANCY		REFERENCE NO. FD-170	
PRIMARY DEPARTMENT FIRE PREVENTION	UNIT OF SERVICE ANNUAL PERMIT	SERVICE RECIPIENT 790	
DESCRIPTION OF SERVICE Business operators pay for the inspection of their operation.			
CURRENT FEE STRUCTURE \$395 per annual permit			
<u>REVENUE AND COST COMPARISON</u>			
UNIT REVENUE: \$395.00		TOTAL REVENUE: \$1,185	
UNIT COST: \$429.67		TOTAL COST: \$1,289	
UNIT PROFIT (SUBSIDY): <u>\$(34.67)</u>		TOTAL PROFIT (SUBSIDY): <u>\$(104)</u>	
TOTAL UNITS: 3		PCT. COST RECOVERY: 91.93%	
SUGGESTED FEE FOR COST RECOVERY OF: 100% \$430 per annual permit			

**CITY OF LONG BEACH
COST DETAIL WORKSHEET
FY 2021-2022**

SERVICE I-2.1 OCCUPANCY				REFERENCE NO. FD-170		
NOTE Unit Costs are an Average of Total Units				TOTAL UNITS 3		
<u>DEPARTMENT</u>	<u>POSITION</u>	<u>TYPE</u>	<u>UNIT TIME</u>	<u>UNIT COST</u>	<u>ANN. UNITS</u>	<u>TOTAL COST</u>
FD CODE ENF	FIREFIGHTER		2.00	\$429.66	3	\$1,289
		TYPE SUBTOTAL	2.00	\$429.66		\$1,289
		TOTALS	2.00	\$429.67		\$1,289

**CITY OF LONG BEACH
REVENUE AND COST SUMMARY WORKSHEET
FY 2021-2022**

SERVICE I-3 OCCUPANCY		REFERENCE NO. FD-171	
PRIMARY DEPARTMENT FIRE PREVENTION	UNIT OF SERVICE ANNUAL PERMIT	SERVICE RECIPIENT 791	
DESCRIPTION OF SERVICE Business operators pay for the inspection of their operation.			
CURRENT FEE STRUCTURE \$410 per annual permit			
<u>REVENUE AND COST COMPARISON</u>			
UNIT REVENUE:	\$410.00	TOTAL REVENUE:	\$410
UNIT COST:	\$430.00	TOTAL COST:	\$430
UNIT PROFIT (SUBSIDY):	\$(20.00)	TOTAL PROFIT (SUBSIDY):	\$(20)
TOTAL UNITS:	1	PCT. COST RECOVERY:	95.35%
SUGGESTED FEE FOR COST RECOVERY OF: 100% \$430 per annual permit			

**CITY OF LONG BEACH
COST DETAIL WORKSHEET
FY 2021-2022**

SERVICE I-3 OCCUPANCY				REFERENCE NO. FD-171		
NOTE Unit Costs are an Average of Total Units				TOTAL UNITS 1		
<u>DEPARTMENT</u>	<u>POSITION</u>	<u>TYPE</u>	<u>UNIT TIME</u>	<u>UNIT COST</u>	<u>ANN. UNITS</u>	<u>TOTAL COST</u>
FD CODE ENF	FIREFIGHTER		2.00	\$429.66	1	\$430
		TYPE SUBTOTAL	2.00	\$429.66		\$430
TOTALS			2.00	\$430.00		\$430

**CITY OF LONG BEACH
REVENUE AND COST SUMMARY WORKSHEET
FY 2021-2022**

SERVICE I-4 OCCUPANCY		REFERENCE NO. FD-172	
PRIMARY DEPARTMENT FIRE PREVENTION	UNIT OF SERVICE ANNUAL PERMIT	SERVICE RECIPIENT 792	
DESCRIPTION OF SERVICE Business operators pay for the inspection of their operation.			
CURRENT FEE STRUCTURE \$410 per annual permit			
<u>REVENUE AND COST COMPARISON</u>			
UNIT REVENUE:	\$410.00	TOTAL REVENUE:	\$4,100
UNIT COST:	\$429.70	TOTAL COST:	\$4,297
UNIT PROFIT (SUBSIDY):	\$(19.70)	TOTAL PROFIT (SUBSIDY):	\$(197)
TOTAL UNITS:	10	PCT. COST RECOVERY:	95.42%
SUGGESTED FEE FOR COST RECOVERY OF: 100% \$430 per annual permit			

**CITY OF LONG BEACH
COST DETAIL WORKSHEET
FY 2021-2022**

SERVICE I-4 OCCUPANCY				REFERENCE NO. FD-172		
NOTE Unit Costs are an Average of Total Units				TOTAL UNITS 10		
<u>DEPARTMENT</u>	<u>POSITION</u>	<u>TYPE</u>	<u>UNIT TIME</u>	<u>UNIT COST</u>	<u>ANN. UNITS</u>	<u>TOTAL COST</u>
FD CODE ENF	FIREFIGHTER		2.00	\$429.66	10	\$4,297
		TYPE SUBTOTAL	2.00	\$429.66		\$4,297
		TOTALS	2.00	\$429.70		\$4,297

**CITY OF LONG BEACH
REVENUE AND COST SUMMARY WORKSHEET
FY 2021-2022**

SERVICE R-2.1 OCCUPANCY		REFERENCE NO. FD-173	
PRIMARY DEPARTMENT FIRE PREVENTION	UNIT OF SERVICE ANNUAL PERMIT	SERVICE RECIPIENT 3873	
DESCRIPTION OF SERVICE Business owners pay for the inspection of their operation			
CURRENT FEE STRUCTURE \$410 per annual permit			
<u>REVENUE AND COST COMPARISON</u>			
UNIT REVENUE:	\$410.00	TOTAL REVENUE:	\$9,430
UNIT COST:	\$429.65	TOTAL COST:	\$9,882
UNIT PROFIT (SUBSIDY):	<div style="border-top: 1px solid black; border-bottom: 3px double black;"> \$(19.65) </div>	TOTAL PROFIT (SUBSIDY):	<div style="border-top: 1px solid black; border-bottom: 3px double black;"> \$(452) </div>
TOTAL UNITS:	23	PCT. COST RECOVERY:	95.43%
SUGGESTED FEE FOR COST RECOVERY OF: 100% \$430 per annual permit			

**CITY OF LONG BEACH
COST DETAIL WORKSHEET
FY 2021-2022**

SERVICE R-2.1 OCCUPANCY				REFERENCE NO. FD-173		
NOTE Unit Costs are an Average of Total Units				TOTAL UNITS 23		
<u>DEPARTMENT</u>	<u>POSITION</u>	<u>TYPE</u>	<u>UNIT TIME</u>	<u>UNIT COST</u>	<u>ANN. UNITS</u>	<u>TOTAL COST</u>
FD CODE ENF	FIREFIGHTER		2.00	\$429.66	23	\$9,882
		TYPE SUBTOTAL	2.00	\$429.66		\$9,882
		TOTALS	2.00	\$429.65		\$9,882

**CITY OF LONG BEACH
REVENUE AND COST SUMMARY WORKSHEET
FY 2021-2022**

SERVICE R-4 OCCUPANCY		REFERENCE NO. FD-174	
PRIMARY DEPARTMENT FIRE PREVENTION	UNIT OF SERVICE ANNUAL PERMIT	SERVICE RECIPIENT 3874	
DESCRIPTION OF SERVICE Business operators pay for the inspection of their operations			
CURRENT FEE STRUCTURE \$410 per annual permit			
<u>REVENUE AND COST COMPARISON</u>			
UNIT REVENUE: \$410.00		TOTAL REVENUE: \$1,640	
UNIT COST: \$429.75		TOTAL COST: \$1,719	
UNIT PROFIT (SUBSIDY): \$(19.75)		TOTAL PROFIT (SUBSIDY): \$(79)	
TOTAL UNITS: 4		PCT. COST RECOVERY: 95.40%	
SUGGESTED FEE FOR COST RECOVERY OF: 100% \$430 per annual permit			

August 11, 2022

**CITY OF LONG BEACH
COST DETAIL WORKSHEET
FY 2021-2022**

SERVICE R-4 OCCUPANCY				REFERENCE NO. FD-174		
NOTE Unit Costs are an Average of Total Units				TOTAL UNITS 4		
<u>DEPARTMENT</u>	<u>POSITION</u>	<u>TYPE</u>	<u>UNIT TIME</u>	<u>UNIT COST</u>	<u>ANN. UNITS</u>	<u>TOTAL COST</u>
FD CODE ENF	FIREFIGHTER		2.00	\$429.66	4	\$1,719
		TYPE SUBTOTAL	2.00	\$429.66		\$1,719
TOTALS			2.00	\$429.75		\$1,719

**CITY OF LONG BEACH
REVENUE AND COST SUMMARY WORKSHEET
FY 2021-2022**

SERVICE OIL/GAS WELL INSPECTION		REFERENCE NO. FD-174A	
PRIMARY DEPARTMENT FIRE PREVENTION	UNIT OF SERVICE INSPECTION	SERVICE RECIPIENT	
DESCRIPTION OF SERVICE Business operators pay for the inspection of their operation.			
CURRENT FEE STRUCTURE Initial Inspection - \$319 Reinspection - \$180 Vent Inspection - \$625 Abandoned Oil Well Document Review - \$400 Abandoned Oil Well Inspection - \$410 Drill or Redrill Inspection - \$625			
<u>REVENUE AND COST COMPARISON</u>			
UNIT REVENUE:	\$0.00	TOTAL REVENUE:	\$0
UNIT COST:	\$0.00	TOTAL COST:	\$0
UNIT PROFIT (SUBSIDY):	\$0.00	TOTAL PROFIT (SUBSIDY):	\$0
TOTAL UNITS:	1	PCT. COST RECOVERY:	0.00%
SUGGESTED FEE FOR COST RECOVERY OF: 100% This service is no longer provided by the Fire Department so the fee should be removed from the fee schedule.			

August 11, 2022

**CITY OF LONG BEACH
COST DETAIL WORKSHEET
FY 2021-2022**

SERVICE OIL/GAS WELL INSPECTION				REFERENCE NO. FD-174A		
NOTE Unit Costs are an Average of Total Units				TOTAL UNITS 1		
<u>DEPARTMENT</u>	<u>POSITION</u>	<u>TYPE</u>	<u>UNIT TIME</u>	<u>UNIT COST</u>	<u>ANN. UNITS</u>	<u>TOTAL COST</u>
			0.00	\$0.00	0	\$0
		TYPE SUBTOTAL	0.00	\$0.00		\$0
		TOTALS	0.00	\$0.00		\$0

**CITY OF LONG BEACH
REVENUE AND COST SUMMARY WORKSHEET
FY 2021-2022**

SERVICE CANNABIS DISPENSARY FACILITY		REFERENCE NO. FD-175	
PRIMARY DEPARTMENT FIRE PREVENTION	UNIT OF SERVICE ANNUAL PERMIT	SERVICE RECIPIENT 3963	
DESCRIPTION OF SERVICE Property owners/operators pay for the inspection of their facility			
CURRENT FEE STRUCTURE \$273 per annual permit			
<u>REVENUE AND COST COMPARISON</u>			
UNIT REVENUE:	\$273.00	TOTAL REVENUE:	\$5,187
UNIT COST:	\$709.79	TOTAL COST:	\$13,486
UNIT PROFIT (SUBSIDY):	\$(436.79)	TOTAL PROFIT (SUBSIDY):	\$(8,299)
TOTAL UNITS:	19	PCT. COST RECOVERY:	38.46%
SUGGESTED FEE FOR COST RECOVERY OF: 100% \$710 per annual permit			

**CITY OF LONG BEACH
COST DETAIL WORKSHEET
FY 2021-2022**

SERVICE CANNABIS DISPENSARY FACILITY				REFERENCE NO. FD-175		
NOTE Unit Costs are an Average of Total Units				TOTAL UNITS 19		
<u>DEPARTMENT</u>	<u>POSITION</u>	<u>TYPE</u>	<u>UNIT TIME</u>	<u>UNIT COST</u>	<u>ANN. UNITS</u>	<u>TOTAL COST</u>
FD PC/INSP-MARIJUANA	FIREFIGHTER		4.00	\$709.80	19	\$13,486
		TYPE SUBTOTAL	4.00	\$709.80		\$13,486
TOTALS			4.00	\$709.79		\$13,486

**CITY OF LONG BEACH
REVENUE AND COST SUMMARY WORKSHEET
FY 2021-2022**

SERVICE CANNABIS CULTIVATION FACILITY		REFERENCE NO. FD-176	
PRIMARY DEPARTMENT FIRE PREVENTION	UNIT OF SERVICE ANNUAL PERMIT	SERVICE RECIPIENT 3964	
DESCRIPTION OF SERVICE Property owners/operators pay for the inspection of their facility			
CURRENT FEE STRUCTURE \$410 per annual permit			
<u>REVENUE AND COST COMPARISON</u>			
UNIT REVENUE:	\$410.00	TOTAL REVENUE:	\$3,690
UNIT COST:	\$1,419.56	TOTAL COST:	\$12,776
UNIT PROFIT (SUBSIDY):	\$(1,009.56)	TOTAL PROFIT (SUBSIDY):	\$(9,086)
TOTAL UNITS:	9	PCT. COST RECOVERY:	28.88%
SUGGESTED FEE FOR COST RECOVERY OF: 100% \$1,420 per annual permit			

**CITY OF LONG BEACH
COST DETAIL WORKSHEET
FY 2021-2022**

SERVICE CANNABIS CULTIVATION FACILITY				REFERENCE NO. FD-176		
NOTE Unit Costs are an Average of Total Units				TOTAL UNITS 9		
<u>DEPARTMENT</u>	<u>POSITION</u>	<u>TYPE</u>	<u>UNIT TIME</u>	<u>UNIT COST</u>	<u>ANN. UNITS</u>	<u>TOTAL COST</u>
FD PC/INSP-MARIJUANA	FIREFIGHTER		8.00	\$1,419.60	9	\$12,776
		TYPE SUBTOTAL	8.00	\$1,419.60		\$12,776
		TOTALS	8.00	\$1,419.56		\$12,776

**CITY OF LONG BEACH
REVENUE AND COST SUMMARY WORKSHEET
FY 2021-2022**

SERVICE CANNABIS MANUFACTURING FACILITY		REFERENCE NO. FD-177	
PRIMARY DEPARTMENT FIRE PREVENTION	UNIT OF SERVICE ANNUAL PERMIT	SERVICE RECIPIENT 3965	
DESCRIPTION OF SERVICE Property owners/operators pay for the inspection of their facility			
CURRENT FEE STRUCTURE \$684 per annual permit			
<u>REVENUE AND COST COMPARISON</u>			
UNIT REVENUE:	\$684.00	TOTAL REVENUE:	\$11,628
UNIT COST:	\$1,774.53	TOTAL COST:	\$30,167
UNIT PROFIT (SUBSIDY):	\$(1,090.53)	TOTAL PROFIT (SUBSIDY):	\$(18,539)
TOTAL UNITS:	17	PCT. COST RECOVERY:	38.55%
SUGGESTED FEE FOR COST RECOVERY OF: 100% \$1,775 per annual permit			

**CITY OF LONG BEACH
COST DETAIL WORKSHEET
FY 2021-2022**

SERVICE CANNABIS MANUFACTURING FACILITY				REFERENCE NO. FD-177		
NOTE Unit Costs are an Average of Total Units				TOTAL UNITS 17		
<u>DEPARTMENT</u>	<u>POSITION</u>	<u>TYPE</u>	<u>UNIT TIME</u>	<u>UNIT COST</u>	<u>ANN. UNITS</u>	<u>TOTAL COST</u>
FD PC/INSP-MARIJUANA	FIREFIGHTER		10.00	\$1,774.50	17	\$30,167
		TYPE SUBTOTAL	10.00	\$1,774.50		\$30,167
		TOTALS	10.00	\$1,774.53		\$30,167

**CITY OF LONG BEACH
REVENUE AND COST SUMMARY WORKSHEET
FY 2021-2022**

SERVICE CANNABIS TESTING FACILITY		REFERENCE NO. FD-178	
PRIMARY DEPARTMENT FIRE PREVENTION	UNIT OF SERVICE ANNUAL PERMIT	SERVICE RECIPIENT 3966	
DESCRIPTION OF SERVICE Property owners/operators pay for the inspection of their facility			
CURRENT FEE STRUCTURE \$410 per annual permit			
<u>REVENUE AND COST COMPARISON</u>			
UNIT REVENUE:	\$410.00	TOTAL REVENUE:	\$1,640
UNIT COST:	\$355.00	TOTAL COST:	\$1,420
UNIT PROFIT (SUBSIDY):	<hr style="width: 100%;"/> \$55.00	TOTAL PROFIT (SUBSIDY):	<hr style="width: 100%;"/> \$220
TOTAL UNITS:	4	PCT. COST RECOVERY:	115.49%
SUGGESTED FEE FOR COST RECOVERY OF: 100% \$355 per annual permit			

**CITY OF LONG BEACH
COST DETAIL WORKSHEET
FY 2021-2022**

SERVICE CANNABIS TESTING FACILITY				REFERENCE NO. FD-178		
NOTE Unit Costs are an Average of Total Units				TOTAL UNITS 4		
<u>DEPARTMENT</u>	<u>POSITION</u>	<u>TYPE</u>	<u>UNIT TIME</u>	<u>UNIT COST</u>	<u>ANN. UNITS</u>	<u>TOTAL COST</u>
FD PC/INSP-MARIJUANA	FIREFIGHTER		2.00	\$354.90	4	\$1,420
		TYPE SUBTOTAL	2.00	\$354.90		\$1,420
		TOTALS	2.00	\$355.00		\$1,420

**CITY OF LONG BEACH
REVENUE AND COST SUMMARY WORKSHEET
FY 2021-2022**

SERVICE CANNABIS DISTRIBUTION FACILITY		REFERENCE NO. FD-179	
PRIMARY DEPARTMENT FIRE PREVENTION	UNIT OF SERVICE ANNUAL PERMIT	SERVICE RECIPIENT 3967	
DESCRIPTION OF SERVICE Property owners/operators pay for the inspection of their facility			
CURRENT FEE STRUCTURE \$410 per annual permit			
<u>REVENUE AND COST COMPARISON</u>			
UNIT REVENUE:	\$410.00	TOTAL REVENUE:	\$8,200
UNIT COST:	\$532.35	TOTAL COST:	\$10,647
UNIT PROFIT (SUBSIDY):	\$(122.35)	TOTAL PROFIT (SUBSIDY):	\$(2,447)
TOTAL UNITS:	20	PCT. COST RECOVERY:	77.02%
SUGGESTED FEE FOR COST RECOVERY OF: 100% \$530 per annual permit			

**CITY OF LONG BEACH
COST DETAIL WORKSHEET
FY 2021-2022**

SERVICE CANNABIS DISTRIBUTION FACILITY				REFERENCE NO. FD-179		
NOTE Unit Costs are an Average of Total Units				TOTAL UNITS 20		
<u>DEPARTMENT</u>	<u>POSITION</u>	<u>TYPE</u>	<u>UNIT TIME</u>	<u>UNIT COST</u>	<u>ANN. UNITS</u>	<u>TOTAL COST</u>
FD PC/INSP-MARIJUANA	FIREFIGHTER		3.00	\$532.35	20	\$10,647
		TYPE SUBTOTAL	3.00	\$532.35		\$10,647
		TOTALS	3.00	\$532.35		\$10,647

**CITY OF LONG BEACH
REVENUE AND COST SUMMARY WORKSHEET
FY 2021-2022**

SERVICE CANNABIS CONSULTATION		REFERENCE NO. FD-179A	
PRIMARY DEPARTMENT FIRE PREVENTION	UNIT OF SERVICE REVIEW	SERVICE RECIPIENT	
DESCRIPTION OF SERVICE Providing consulting services to a prospective cannabis business on request.			
CURRENT FEE STRUCTURE None			
<u>REVENUE AND COST COMPARISON</u>			
UNIT REVENUE:	\$0.00	TOTAL REVENUE:	\$0
UNIT COST:	\$315.00	TOTAL COST:	\$315
UNIT PROFIT (SUBSIDY):	\$(315.00)	TOTAL PROFIT (SUBSIDY):	\$(315)
TOTAL UNITS:	1	PCT. COST RECOVERY:	0.00%
SUGGESTED FEE FOR COST RECOVERY OF: 100% \$315 per review			

**CITY OF LONG BEACH
COST DETAIL WORKSHEET
FY 2021-2022**

SERVICE CANNABIS CONSULTATION				REFERENCE NO. FD-179A		
NOTE Unit Costs are an Average of Total Units				TOTAL UNITS 1		
<u>DEPARTMENT</u>	<u>POSITION</u>	<u>TYPE</u>	<u>UNIT TIME</u>	<u>UNIT COST</u>	<u>ANN. UNITS</u>	<u>TOTAL COST</u>
FD PC/INSP-MARIJUANA PLAN CHECKER-FIRE PR II			2.00	\$315.36	1	\$315
		TYPE SUBTOTAL	2.00	\$315.36		\$315
		TOTALS	2.00	\$315.00		\$315

**CITY OF LONG BEACH
REVENUE AND COST SUMMARY WORKSHEET
FY 2021-2022**

SERVICE FIRE SPRINKLER RETROFIT		REFERENCE NO. FD-180	
PRIMARY DEPARTMENT FIRE PREVENTION	UNIT OF SERVICE BUILDING	SERVICE RECIPIENT 3104,3105,3106	
DESCRIPTION OF SERVICE Fire sprinkler retrofit alternative permtis for multi-family, hotels, motels, and condominiums			
CURRENT FEE STRUCTURE 51-100 units - \$200 per building 101-200 units - \$235 per building 201+ units - \$283 per building High-Rise - \$2,595 per building			
<u>REVENUE AND COST COMPARISON</u>			
UNIT REVENUE:	\$205.88	TOTAL REVENUE:	\$6,588
UNIT COST:	\$314.78	TOTAL COST:	\$10,073
UNIT PROFIT (SUBSIDY):	\$(108.90)	TOTAL PROFIT (SUBSIDY):	\$(3,485)
TOTAL UNITS:	32	PCT. COST RECOVERY:	65.40%
SUGGESTED FEE FOR COST RECOVERY OF: 100% 11-50 units - \$285 per building 51-100 units - \$380 per building 101-200 units - \$475 per building 201+ units - \$570 per building			

**CITY OF LONG BEACH
COST DETAIL WORKSHEET
FY 2021-2022**

SERVICE FIRE SPRINKLER RETROFIT				REFERENCE NO. FD-180		
NOTE Unit Costs are an Average of Total Units				TOTAL UNITS 32		
<u>DEPARTMENT</u>	<u>POSITION</u>	<u>TYPE</u>	<u>UNIT TIME</u>	<u>UNIT COST</u>	<u>ANN. UNITS</u>	<u>TOTAL COST</u>
FD CODE ENF	FIRE PREV SPECIALIST	11-50 Units	3.00	\$285.07	27	\$7,697
		TYPE SUBTOTAL	3.00	\$285.07		\$7,697
FD CODE ENF	FIRE PREV SPECIALIST	51-100 Units	4.00	\$380.04	1	\$380
		TYPE SUBTOTAL	4.00	\$380.04		\$380
FD CODE ENF	FIRE PREV SPECIALIST	101-200 Units	5.00	\$475.05	3	\$1,425
		TYPE SUBTOTAL	5.00	\$475.05		\$1,425
FD CODE ENF	FIRE PREV SPECIALIST	200+ Units	6.01	\$571.01	1	\$571
		TYPE SUBTOTAL	6.01	\$571.01		\$571
TOTALS			18.01	\$314.78		\$10,073

**CITY OF LONG BEACH
REVENUE AND COST SUMMARY WORKSHEET
FY 2021-2022**

SERVICE MULTI-FAMILY RES/CONDO INSPECTION		REFERENCE NO. FD-181	
PRIMARY DEPARTMENT FIRE PREVENTION	UNIT OF SERVICE BUILDING	SERVICE RECIPIENT 3273,3274,3275,3276,3277	
DESCRIPTION OF SERVICE Multi-family residential property and condominiums with 3+ units			
CURRENT FEE STRUCTURE 3-10 units - \$103 per building 11-50 units - \$144 per building 51-100 units - \$154 per building 101-200 units - \$175 per building 201+ units - \$235 per building			
<u>REVENUE AND COST COMPARISON</u>			
UNIT REVENUE:		TOTAL REVENUE:	
\$112.69		\$162,392	
UNIT COST:		TOTAL COST:	
\$120.26		\$173,297	
UNIT PROFIT (SUBSIDY):		TOTAL PROFIT (SUBSIDY):	
\$ (7.57)		\$ (10,905)	
TOTAL UNITS:		PCT. COST RECOVERY:	
1,441		93.71%	
SUGGESTED FEE FOR COST RECOVERY OF: 100% 3-10 units - \$95 per building 11-50 units - \$190 per building 51-100 units - \$285 per building 101-200 units - \$380 per building 201+ units - \$475 per building			

**CITY OF LONG BEACH
COST DETAIL WORKSHEET
FY 2021-2022**

SERVICE MULTI-FAMILY RES/CONDO INSPECTION				REFERENCE NO. FD-181		
NOTE Unit Costs are an Average of Total Units				TOTAL UNITS 1,441		
<u>DEPARTMENT</u>	<u>POSITION</u>	<u>TYPE</u>	<u>UNIT TIME</u>	<u>UNIT COST</u>	<u>ANN. UNITS</u>	<u>TOTAL COST</u>
FD CODE ENF	FIRE PREV SPECIALIST	3-10 Units	1.00	\$95.01	1,120	\$106,411
		TYPE SUBTOTAL	1.00	\$95.01		\$106,411
FD CODE ENF	FIRE PREV SPECIALIST	11-50 Units	2.00	\$190.02	269	\$51,115
		TYPE SUBTOTAL	2.00	\$190.02		\$51,115
FD CODE ENF	FIRE PREV SPECIALIST	51-100 Units	3.00	\$285.03	44	\$12,541
		TYPE SUBTOTAL	3.00	\$285.03		\$12,541
FD CODE ENF	FIRE PREV SPECIALIST	101-200 Units	4.00	\$379.88	6	\$2,279
		TYPE SUBTOTAL	4.00	\$379.88		\$2,279
FD CODE ENF	FIRE PREV SPECIALIST	201+ Units	5.00	\$475.05	2	\$950
		TYPE SUBTOTAL	5.00	\$475.05		\$950
TOTALS			15.00	\$120.26		\$173,297

**CITY OF LONG BEACH
REVENUE AND COST SUMMARY WORKSHEET
FY 2021-2022**

SERVICE HOTEL/MOTEL INSPECTION		REFERENCE NO. FD-182	
PRIMARY DEPARTMENT FIRE PREVENTION	UNIT OF SERVICE BUILDING	SERVICE RECIPIENT 3278,3279,3280,3281	
DESCRIPTION OF SERVICE Hotels/Motels with 3-200 units			
CURRENT FEE STRUCTURE 3-10 units - \$225 per building 11-50 units - \$303 per building 51-100 units - \$458 per building 101-200 units - \$615 per building			
<u>REVENUE AND COST COMPARISON</u>			
UNIT REVENUE:	\$308.55	TOTAL REVENUE:	\$12,959
UNIT COST:	\$276.00	TOTAL COST:	\$11,592
UNIT PROFIT (SUBSIDY):	\$32.55	TOTAL PROFIT (SUBSIDY):	\$1,367
TOTAL UNITS:	42	PCT. COST RECOVERY:	111.79%
SUGGESTED FEE FOR COST RECOVERY OF: 100% 3-10 units - \$190 per building 11-50 units - \$285 per building 51-100 units - \$380 per building 101-200 units - \$475 per building			

**CITY OF LONG BEACH
COST DETAIL WORKSHEET
FY 2021-2022**

SERVICE HOTEL/MOTEL INSPECTION				REFERENCE NO. FD-182		
NOTE Unit Costs are an Average of Total Units				TOTAL UNITS 42		
<u>DEPARTMENT</u>	<u>POSITION</u>	<u>TYPE</u>	<u>UNIT TIME</u>	<u>UNIT COST</u>	<u>ANN. UNITS</u>	<u>TOTAL COST</u>
FD CODE ENF	FIRE PREV SPECIALIST	3-10 Units	2.00	\$190.02	11	\$2,090
		TYPE SUBTOTAL	2.00	\$190.02		\$2,090
FD CODE ENF	FIRE PREV SPECIALIST	11-50 Units	3.00	\$285.07	27	\$7,697
		TYPE SUBTOTAL	3.00	\$285.07		\$7,697
FD CODE ENF	FIRE PREV SPECIALIST	51-100 Units	4.00	\$380.04	1	\$380
		TYPE SUBTOTAL	4.00	\$380.04		\$380
FD CODE ENF	FIRE PREV SPECIALIST	100-200 Units	5.00	\$475.05	3	\$1,425
		TYPE SUBTOTAL	5.00	\$475.05		\$1,425
TOTALS			14.00	\$276.00		\$11,592

**CITY OF LONG BEACH
REVENUE AND COST SUMMARY WORKSHEET
FY 2021-2022**

SERVICE FIRE PREVENTION/CUPA REINSPECTION		REFERENCE NO. FD-183	
PRIMARY DEPARTMENT FIRE PREVENTION	UNIT OF SERVICE REINSPECTION	SERVICE RECIPIENT 3282,3283,3284,3108,3109,3110,	
DESCRIPTION OF SERVICE 1st, 2nd, 3rd and each subsequent Reinspection 3282,3283,3284,3108,3109,3110,832,2921,2920,2593,2919,2922,806,2923,2924,3750,3751,3752			
CURRENT FEE STRUCTURE First Reinspection - No Charge Second Reinspection - 150% of permit fee Third and each subsequent reinspection - 200% of permit fee			
<u>REVENUE AND COST COMPARISON</u>			
UNIT REVENUE: \$0.00		TOTAL REVENUE: \$0	
UNIT COST: \$644.00		TOTAL COST: \$644	
UNIT PROFIT (SUBSIDY): \$(644.00)		TOTAL PROFIT (SUBSIDY): \$(644)	
TOTAL UNITS: 1		PCT. COST RECOVERY: 0.00%	
SUGGESTED FEE FOR COST RECOVERY OF: 100% First Reinspection - No Charge Second Reinspection - 150% of permit fee Third and each subsequent reinspection - 200% of permit fee			

**CITY OF LONG BEACH
COST DETAIL WORKSHEET
FY 2021-2022**

SERVICE FIRE PREVENTION/CUPA REINSPECTION				REFERENCE NO. FD-183		
NOTE Unit Costs are an Average of Total Units				TOTAL UNITS 1		
<u>DEPARTMENT</u>	<u>POSITION</u>	<u>TYPE</u>	<u>UNIT TIME</u>	<u>UNIT COST</u>	<u>ANN. UNITS</u>	<u>TOTAL COST</u>
FD CODE ENF	FIREFIGHTER	1st Reinspection	1.00	\$214.83	1	\$215
		TYPE SUBTOTAL	1.00	\$214.83		\$215
FD CODE ENF	FIREFIGHTER	2nd Reinspection	1.00	\$214.83	1	\$215
		TYPE SUBTOTAL	1.00	\$214.83		\$215
FD CODE ENF	FIREFIGHTER	3rd & Ea Subsequent	1.00	\$214.83	1	\$215
		TYPE SUBTOTAL	1.00	\$214.83		\$215
TOTALS			3.00	\$644.00		\$644

**CITY OF LONG BEACH
REVENUE AND COST SUMMARY WORKSHEET
FY 2021-2022**

SERVICE NON-COMPLIANCE REINSPECTION		REFERENCE NO. FD-183A	
PRIMARY DEPARTMENT FIRE PREVENTION	UNIT OF SERVICE REINSPECTION	SERVICE RECIPIENT	
DESCRIPTION OF SERVICE Resinspection as a result of requested inspection not cancelled in time, or not ready for inspection, or failure to comply with violation notice.			
CURRENT FEE STRUCTURE First Reinspection - No Charge Second Reinspection - \$262 Third and Subsequent Reinspections - \$519			
<u>REVENUE AND COST COMPARISON</u>			
UNIT REVENUE: \$0.00		TOTAL REVENUE: \$0	
UNIT COST: \$0.00		TOTAL COST: \$0	
UNIT PROFIT (SUBSIDY): \$0.00		TOTAL PROFIT (SUBSIDY): \$0	
TOTAL UNITS: 1		PCT. COST RECOVERY: 0.00%	
SUGGESTED FEE FOR COST RECOVERY OF: 100% First Reinspection - No Charge Second Reinspection - \$262 Third and Subsequent Reinspections - \$519			

**CITY OF LONG BEACH
COST DETAIL WORKSHEET
FY 2021-2022**

SERVICE NON-COMPLIANCE REINSPECTION				REFERENCE NO. FD-183A		
NOTE Unit Costs are an Average of Total Units				TOTAL UNITS 1		
<u>DEPARTMENT</u>	<u>POSITION</u>	<u>TYPE</u>	<u>UNIT TIME</u>	<u>UNIT COST</u>	<u>ANN. UNITS</u>	<u>TOTAL COST</u>
			0.00	\$0.00	0	\$0
		TYPE SUBTOTAL	0.00	\$0.00		\$0
		TOTALS	0.00	\$0.00		\$0

**CITY OF LONG BEACH
REVENUE AND COST SUMMARY WORKSHEET
FY 2021-2022**

SERVICE LATE PAYMENT PENALTY		REFERENCE NO. FD-184	
PRIMARY DEPARTMENT FIRE PREVENTION	UNIT OF SERVICE PERMIT	SERVICE RECIPIENT 802	
DESCRIPTION OF SERVICE Fee Charged by Fire Department for Late Payment on Fire Permit			
CURRENT FEE STRUCTURE 30% of original fee			
<u>REVENUE AND COST COMPARISON</u>			
UNIT REVENUE:	\$0.00	TOTAL REVENUE:	\$0
UNIT COST:	\$0.00	TOTAL COST:	\$0
UNIT PROFIT (SUBSIDY):	\$0.00	TOTAL PROFIT (SUBSIDY):	\$0
TOTAL UNITS:	1	PCT. COST RECOVERY:	0.00%
SUGGESTED FEE FOR COST RECOVERY OF: 100% 30% of original fee			

**CITY OF LONG BEACH
COST DETAIL WORKSHEET
FY 2021-2022**

SERVICE LATE PAYMENT PENALTY				REFERENCE NO. FD-184		
NOTE Unit Costs are an Average of Total Units				TOTAL UNITS 1		
<u>DEPARTMENT</u>	<u>POSITION</u>	<u>TYPE</u>	<u>UNIT TIME</u>	<u>UNIT COST</u>	<u>ANN. UNITS</u>	<u>TOTAL COST</u>
			0.00	\$0.00	0	\$0
		TYPE SUBTOTAL	0.00	\$0.00		\$0
		TOTALS	0.00	\$0.00		\$0

**CITY OF LONG BEACH
REVENUE AND COST SUMMARY WORKSHEET
FY 2021-2022**

SERVICE CUPA: LATE PAYMENT PENALTY		REFERENCE NO. FD-185	
PRIMARY DEPARTMENT FIRE CUPA	UNIT OF SERVICE PERMIT OR INSPECTION	SERVICE RECIPIENT 803	
DESCRIPTION OF SERVICE Fee Charged by Fire Department for Late Payment on Fire Permit or Hazardous Materials Disclosure Program Fee			
CURRENT FEE STRUCTURE 30% of original fee			
<u>REVENUE AND COST COMPARISON</u>			
UNIT REVENUE:	\$0.00	TOTAL REVENUE:	\$0
UNIT COST:	\$0.00	TOTAL COST:	\$0
UNIT PROFIT (SUBSIDY):	\$0.00	TOTAL PROFIT (SUBSIDY):	\$0
TOTAL UNITS:	1	PCT. COST RECOVERY:	0.00%
SUGGESTED FEE FOR COST RECOVERY OF: 100% 30% of original fee			

**CITY OF LONG BEACH
COST DETAIL WORKSHEET
FY 2021-2022**

SERVICE CUPA: LATE PAYMENT PENALTY				REFERENCE NO. FD-185		
NOTE Unit Costs are an Average of Total Units				TOTAL UNITS 1		
<u>DEPARTMENT</u>	<u>POSITION</u>	<u>TYPE</u>	<u>UNIT TIME</u>	<u>UNIT COST</u>	<u>ANN. UNITS</u>	<u>TOTAL COST</u>
			0.00	\$0.00	0	\$0
		TYPE SUBTOTAL	0.00	\$0.00		\$0
		TOTALS	0.00	\$0.00		\$0

**CITY OF LONG BEACH
REVENUE AND COST SUMMARY WORKSHEET
FY 2021-2022**

SERVICE RANGE 1 - MINOR (CUPA)		REFERENCE NO. FD-200	
PRIMARY DEPARTMENT FIRE CUPA	UNIT OF SERVICE ANNUAL PERMIT	SERVICE RECIPIENT 854	
DESCRIPTION OF SERVICE Business operators pay for the inspection of their operation. Quantities 500-5,000, basis of measures lbs./solids; 55-550, basis of measures Gal./Liquids; 200-2,000 basis of measures Cu.Ft./Gases.			
CURRENT FEE STRUCTURE \$243 per annual permit			
<u>REVENUE AND COST COMPARISON</u>			
UNIT REVENUE:	\$729.00	TOTAL REVENUE:	\$115,911
UNIT COST:	\$941.64	TOTAL COST:	\$149,721
UNIT PROFIT (SUBSIDY):	\$(212.64)	TOTAL PROFIT (SUBSIDY):	\$(33,810)
TOTAL UNITS:	159	PCT. COST RECOVERY:	77.42%
SUGGESTED FEE FOR COST RECOVERY OF: 100% \$315 per annual permit			

**CITY OF LONG BEACH
COST DETAIL WORKSHEET
FY 2021-2022**

SERVICE RANGE 1 - MINOR (CUPA)				REFERENCE NO. FD-200		
NOTE Unit Costs are an Average of Total Units				TOTAL UNITS 159		
<u>DEPARTMENT</u>	<u>POSITION</u>	<u>TYPE</u>	<u>UNIT TIME</u>	<u>UNIT COST</u>	<u>ANN. UNITS</u>	<u>TOTAL COST</u>
CUPA - FIRE	HAZ MAT SPEC II		6.00	\$941.64	159	\$149,721
		TYPE SUBTOTAL	6.00	\$941.64		\$149,721
TOTALS			6.00	\$941.64		\$149,721

**CITY OF LONG BEACH
REVENUE AND COST SUMMARY WORKSHEET
FY 2021-2022**

SERVICE RANGE 2 - MODERATE (CUPA)		REFERENCE NO. FD-201	
PRIMARY DEPARTMENT FIRE CUPA	UNIT OF SERVICE ANNUAL PERMIT	SERVICE RECIPIENT 855	
DESCRIPTION OF SERVICE Business operators pay for the inspection of their operation. Quantities 5,001-25,000, basis of measures lbs./solids; 551-2,750, basis of measures Gal./Liquids; 2,001-10,000, basis of measures Cu.Ft./Gases.			
CURRENT FEE STRUCTURE \$346 per annual permit			
<u>REVENUE AND COST COMPARISON</u>			
UNIT REVENUE:	\$1,038.00	TOTAL REVENUE:	\$74,736
UNIT COST:	\$1,177.06	TOTAL COST:	\$84,748
UNIT PROFIT (SUBSIDY):	\$(139.06)	TOTAL PROFIT (SUBSIDY):	\$(10,012)
TOTAL UNITS:	72	PCT. COST RECOVERY:	88.19%
SUGGESTED FEE FOR COST RECOVERY OF: 100% \$390 per annual permit			

**CITY OF LONG BEACH
COST DETAIL WORKSHEET
FY 2021-2022**

SERVICE RANGE 2 - MODERATE (CUPA)				REFERENCE NO. FD-201		
NOTE Unit Costs are an Average of Total Units				TOTAL UNITS 72		
<u>DEPARTMENT</u>	<u>POSITION</u>	<u>TYPE</u>	<u>UNIT TIME</u>	<u>UNIT COST</u>	<u>ANN. UNITS</u>	<u>TOTAL COST</u>
CUPA - FIRE	HAZ MAT SPEC II		7.50	\$1,177.05	72	\$84,748
		TYPE SUBTOTAL	7.50	\$1,177.05		\$84,748
TOTALS			7.50	\$1,177.06		\$84,748

**CITY OF LONG BEACH
REVENUE AND COST SUMMARY WORKSHEET
FY 2021-2022**

SERVICE RANGE 3 - MAJOR (CUPA)		REFERENCE NO. FD-202	
PRIMARY DEPARTMENT FIRE CUPA	UNIT OF SERVICE ANNUAL PERMIT	SERVICE RECIPIENT 856	
DESCRIPTION OF SERVICE Business operators pay for the inspection of their operation. Quantities 25,0001+, basis of measures lbs./solids; 2,751+, basis of measures Gal./Liquids; 10,001+ basis of measures Cu.Ft./Gases.			
CURRENT FEE STRUCTURE \$524 per annual permit			
<u>REVENUE AND COST COMPARISON</u>			
UNIT REVENUE: \$1,572.00		TOTAL REVENUE: \$69,168	
UNIT COST: \$1,490.93		TOTAL COST: \$65,601	
UNIT PROFIT (SUBSIDY): \$81.07		TOTAL PROFIT (SUBSIDY): \$3,567	
TOTAL UNITS: 44		PCT. COST RECOVERY: 105.44%	
SUGGESTED FEE FOR COST RECOVERY OF: 100% \$495 per annual permit			

**CITY OF LONG BEACH
COST DETAIL WORKSHEET
FY 2021-2022**

SERVICE RANGE 3 - MAJOR (CUPA)				REFERENCE NO. FD-202		
NOTE Unit Costs are an Average of Total Units				TOTAL UNITS 44		
<u>DEPARTMENT</u>	<u>POSITION</u>	<u>TYPE</u>	<u>UNIT TIME</u>	<u>UNIT COST</u>	<u>ANN. UNITS</u>	<u>TOTAL COST</u>
CUPA - FIRE	HAZ MAT SPEC II		9.50	\$1,490.93	44	\$65,601
		TYPE SUBTOTAL	9.50	\$1,490.93		\$65,601
TOTALS			9.50	\$1,490.93		\$65,601

**CITY OF LONG BEACH
REVENUE AND COST SUMMARY WORKSHEET
FY 2021-2022**

SERVICE EXTRAORDINARY SITES (CUPA)		REFERENCE NO. FD-203	
PRIMARY DEPARTMENT FIRE CUPA	UNIT OF SERVICE ANNUAL PERMIT	SERVICE RECIPIENT 857	
DESCRIPTION OF SERVICE Business operators pay for the inspection of their operation. *Subject to discretion of Fire Chief and/or requiring more than 8 hours of bureau work-hours per inspection cycle (See the Hazardous Materials Inspector for fees.)			
CURRENT FEE STRUCTURE \$909 per anual permit			
<u>REVENUE AND COST COMPARISON</u>			
UNIT REVENUE: \$2,727.00		TOTAL REVENUE: \$215,433	
UNIT COST: \$1,569.41		TOTAL COST: \$123,983	
UNIT PROFIT (SUBSIDY): <u>\$1,157.59</u>		TOTAL PROFIT (SUBSIDY): <u>\$91,450</u>	
TOTAL UNITS: 79		PCT. COST RECOVERY: 173.76%	
SUGGESTED FEE FOR COST RECOVERY OF: 100% \$525 per annual permit			

**CITY OF LONG BEACH
COST DETAIL WORKSHEET
FY 2021-2022**

SERVICE EXTRAORDINARY SITES (CUPA)				REFERENCE NO. FD-203		
NOTE Unit Costs are an Average of Total Units				TOTAL UNITS 79		
<u>DEPARTMENT</u>	<u>POSITION</u>	<u>TYPE</u>	<u>UNIT TIME</u>	<u>UNIT COST</u>	<u>ANN. UNITS</u>	<u>TOTAL COST</u>
CUPA - FIRE	HAZ MAT SPEC II		10.00	\$1,569.40	79	\$123,983
		TYPE SUBTOTAL	10.00	\$1,569.40		\$123,983
TOTALS			10.00	\$1,569.41		\$123,983

**CITY OF LONG BEACH
REVENUE AND COST SUMMARY WORKSHEET
FY 2021-2022**

SERVICE CARBON DIOXIDE (CUPA)		REFERENCE NO. FD-204	
PRIMARY DEPARTMENT FIRE CUPA	UNIT OF SERVICE INSPECTION	SERVICE RECIPIENT	
DESCRIPTION OF SERVICE Business operators pay for the inspection of the operations of 200-1,000 cubic feet of carbon dioxide gas.			
CURRENT FEE STRUCTURE \$32 per inspection			
<u>REVENUE AND COST COMPARISON</u>			
UNIT REVENUE:	\$0.00	TOTAL REVENUE:	\$0
UNIT COST:	\$0.00	TOTAL COST:	\$0
UNIT PROFIT (SUBSIDY):	\$0.00	TOTAL PROFIT (SUBSIDY):	\$0
TOTAL UNITS:	1	PCT. COST RECOVERY:	0.00%
SUGGESTED FEE FOR COST RECOVERY OF: 100% This service is no longer provided so the fee should be removed from the fee schedule.			

**CITY OF LONG BEACH
COST DETAIL WORKSHEET
FY 2021-2022**

SERVICE CARBON DIOXIDE (CUPA)				REFERENCE NO. FD-204		
NOTE Unit Costs are an Average of Total Units				TOTAL UNITS 1		
<u>DEPARTMENT</u>	<u>POSITION</u>	<u>TYPE</u>	<u>UNIT TIME</u>	<u>UNIT COST</u>	<u>ANN. UNITS</u>	<u>TOTAL COST</u>
			0.00	\$0.00	0	\$0
		TYPE SUBTOTAL	0.00	\$0.00		\$0
		TOTALS	0.00	\$0.00		\$0

**CITY OF LONG BEACH
REVENUE AND COST SUMMARY WORKSHEET
FY 2021-2022**

SERVICE ABOVE GROUND TANK ANNUAL PERMIT		REFERENCE NO. FD-210	
PRIMARY DEPARTMENT FIRE CUPA	UNIT OF SERVICE ANNUAL PERMIT	SERVICE RECIPIENT 2370,2731,2732,2733,2734,2735	
DESCRIPTION OF SERVICE Engineers/Contractors/Owners pay for the review of plans for fire and life safety compliance. Installation, removal or approved abandonment.			
CURRENT FEE STRUCTURE Annual Permits: 1.3K-10K aggregate gallons per site - \$140 10K-100K aggregate gallons per site - \$530 100K-1M aggregate gallons per site - \$979 1M-10M aggregate gallons per site - \$2,910 10M-100M aggregate gallons per site - \$9,427 100M+ aggregate gallons per site - \$13,483 These fees are on the Health Department fee schedule			
<u>REVENUE AND COST COMPARISON</u>			
UNIT REVENUE: \$2,480.13		TOTAL REVENUE: \$136,407	
UNIT COST: \$2,166.49		TOTAL COST: \$119,157	
UNIT PROFIT (SUBSIDY): \$313.64		TOTAL PROFIT (SUBSIDY): \$17,250	
TOTAL UNITS: 55		PCT. COST RECOVERY: 114.48%	
SUGGESTED FEE FOR COST RECOVERY OF: 100% Annual Permits: 1,320-9,999 aggregate gallons per site or TIUGA Area - \$205 10,000-100,000 aggregate gallons per site - \$1,035 100,001-1,000,000 aggregate gallons per site - \$1,725 1,000,001-10,000,000 aggregate gallons per site - \$3,110 10,000,001-100,000,000 aggregate gallons per site - \$3,800 100,000,001+ aggregate gallons per site - Charge fully allocated hourly rates for all staff involved plus any outside costs These new fees will now be part of the Fire Department Fee Schedule.			

**CITY OF LONG BEACH
COST DETAIL WORKSHEET
FY 2021-2022**

SERVICE ABOVE GROUND TANK ANNUAL PERMIT				REFERENCE NO. FD-210		
NOTE Unit Costs are an Average of Total Units				TOTAL UNITS 55		
<u>DEPARTMENT</u>	<u>POSITION</u>	<u>TYPE</u>	<u>UNIT TIME</u>	<u>UNIT COST</u>	<u>ANN. UNITS</u>	<u>TOTAL COST</u>
CUPA - FIRE	PLAN CHECKER-FIRE PR II	1.3K-10K Gal - 3 Yr	3.00	\$621.69	35	\$21,759
		TYPE SUBTOTAL	3.00	\$621.69		\$21,759
CUPA - FIRE	PLAN CHECKER-FIRE PR II	10K-100K Gal - 3 Yr	15.00	\$3,108.45	14	\$43,518
		TYPE SUBTOTAL	15.00	\$3,108.45		\$43,518
CUPA - FIRE	PLAN CHECKER-FIRE PR II	100K-1M Gal - 3 Yr	25.00	\$5,180.75	2	\$10,362
		TYPE SUBTOTAL	25.00	\$5,180.75		\$10,362
CUPA - FIRE	PLAN CHECKER-FIRE PR II	1M-10M Gal - 3 Yr	45.00	\$9,325.35	1	\$9,325
		TYPE SUBTOTAL	45.00	\$9,325.35		\$9,325
CUPA - FIRE	PLAN CHECKER-FIRE PR II	10M-100M Gal - 3 Yr	55.00	\$11,397.65	3	\$34,193
		TYPE SUBTOTAL	55.00	\$11,397.65		\$34,193
CUPA - FIRE	PLAN CHECKER-FIRE PR II	100M+ - Act Costs	0.00	\$0.00	1	\$0
		TYPE SUBTOTAL	0.00	\$0.00		\$0
TOTALS			143.00	\$2,166.49		\$119,157

**CITY OF LONG BEACH
REVENUE AND COST SUMMARY WORKSHEET
FY 2021-2022**

SERVICE SPECIAL EQUIPMENT PLAN CHECK		REFERENCE NO. FD-300	
PRIMARY DEPARTMENT FIRE CUPA	UNIT OF SERVICE APPLICATION	SERVICE RECIPIENT 630	
DESCRIPTION OF SERVICE Architects/Engineers/Contractors/Owners pay for the review of plans for fire and life safety compliance. Spray booths, fumigant chambers, pressure vessels and tanks, drying ovens, industrial baking ovens, industrial heating equipment, and other industrial			
CURRENT FEE STRUCTURE \$627 per application			
<u>REVENUE AND COST COMPARISON</u>			
UNIT REVENUE: \$627.00		TOTAL REVENUE: \$627	
UNIT COST: \$622.00		TOTAL COST: \$622	
UNIT PROFIT (SUBSIDY): \$5.00		TOTAL PROFIT (SUBSIDY): \$5	
TOTAL UNITS: 1		PCT. COST RECOVERY: 100.80%	
SUGGESTED FEE FOR COST RECOVERY OF: 100% \$630 per application			

**CITY OF LONG BEACH
COST DETAIL WORKSHEET
FY 2021-2022**

SERVICE SPECIAL EQUIPMENT PLAN CHECK				REFERENCE NO. FD-300		
NOTE Unit Costs are an Average of Total Units				TOTAL UNITS 1		
<u>DEPARTMENT</u>	<u>POSITION</u>	<u>TYPE</u>	<u>UNIT TIME</u>	<u>UNIT COST</u>	<u>ANN. UNITS</u>	<u>TOTAL COST</u>
CUPA - FIRE	PLAN CHECKER-FIRE PR II		3.00	\$621.69	1	\$622
		TYPE SUBTOTAL	3.00	\$621.69		\$622
		TOTALS	3.00	\$622.00		\$622

**CITY OF LONG BEACH
REVENUE AND COST SUMMARY WORKSHEET
FY 2021-2022**

SERVICE SPCL SYS PLAN CHECK - VAPOR RECOVER		REFERENCE NO. FD-301	
PRIMARY DEPARTMENT FIRE CUPA	UNIT OF SERVICE APPLICATION	SERVICE RECIPIENT 631	
DESCRIPTION OF SERVICE Architects/Engineers/Contractors/Owners pay for the review of plans for fire and life safety compliance. Vapor recovery systems requiring Fire Department approval.			
CURRENT FEE STRUCTURE \$833 per application			
<u>REVENUE AND COST COMPARISON</u>			
UNIT REVENUE:	\$833.00	TOTAL REVENUE:	\$833
UNIT COST:	\$622.00	TOTAL COST:	\$622
UNIT PROFIT (SUBSIDY):	<hr style="width: 100%;"/> \$211.00	TOTAL PROFIT (SUBSIDY):	<hr style="width: 100%;"/> \$211
TOTAL UNITS:	1	PCT. COST RECOVERY:	133.92%
SUGGESTED FEE FOR COST RECOVERY OF: 100% \$620 per application			

**CITY OF LONG BEACH
COST DETAIL WORKSHEET
FY 2021-2022**

SERVICE SPCL SYS PLAN CHECK - VAPOR RECOVER				REFERENCE NO. FD-301		
NOTE Unit Costs are an Average of Total Units				TOTAL UNITS 1		
<u>DEPARTMENT</u>	<u>POSITION</u>	<u>TYPE</u>	<u>UNIT TIME</u>	<u>UNIT COST</u>	<u>ANN. UNITS</u>	<u>TOTAL COST</u>
CUPA - FIRE	PLAN CHECKER-FIRE PR II		3.00	\$621.69	1	\$622
		TYPE SUBTOTAL	3.00	\$621.69		\$622
TOTALS			3.00	\$622.00		\$622

**CITY OF LONG BEACH
REVENUE AND COST SUMMARY WORKSHEET
FY 2021-2022**

SERVICE SPCL SYS PLAN CHECK - OTHER		REFERENCE NO. FD-302	
PRIMARY DEPARTMENT FIRE CUPA	UNIT OF SERVICE APPLICATION	SERVICE RECIPIENT 632	
DESCRIPTION OF SERVICE Architects/Engineers/Contractors/Owners pay for the review of plans for fire and life safety compliance. Dust collecting systems, commercial/industrial compressed or liquefied gas manifolds, and other special systems requiring Fire Department approval.			
CURRENT FEE STRUCTURE \$523 per application			
<u>REVENUE AND COST COMPARISON</u>			
UNIT REVENUE: \$523.00		TOTAL REVENUE: \$523	
UNIT COST: \$622.00		TOTAL COST: \$622	
UNIT PROFIT (SUBSIDY): \$(99.00)		TOTAL PROFIT (SUBSIDY): \$(99)	
TOTAL UNITS: 1		PCT. COST RECOVERY: 84.08%	
SUGGESTED FEE FOR COST RECOVERY OF: 100% \$620 per application			

**CITY OF LONG BEACH
COST DETAIL WORKSHEET
FY 2021-2022**

SERVICE SPCL SYS PLAN CHECK - OTHER				REFERENCE NO. FD-302		
NOTE Unit Costs are an Average of Total Units				TOTAL UNITS 1		
<u>DEPARTMENT</u>	<u>POSITION</u>	<u>TYPE</u>	<u>UNIT TIME</u>	<u>UNIT COST</u>	<u>ANN. UNITS</u>	<u>TOTAL COST</u>
CUPA - FIRE	PLAN CHECKER-FIRE PR II		3.00	\$621.69	1	\$622
		TYPE SUBTOTAL	3.00	\$621.69		\$622
TOTALS			3.00	\$622.00		\$622

**CITY OF LONG BEACH
REVENUE AND COST SUMMARY WORKSHEET
FY 2021-2022**

SERVICE SMOKE CONTROL SYS REVIEW/INSP		REFERENCE NO. FD-304	
PRIMARY DEPARTMENT FIRE PREVENTION	UNIT OF SERVICE APPLICATION	SERVICE RECIPIENT 3243	
DESCRIPTION OF SERVICE Smoke Control System Review and Inspection			
CURRENT FEE STRUCTURE \$2,772 per application			
<u>REVENUE AND COST COMPARISON</u>			
UNIT REVENUE: \$2,772.00		TOTAL REVENUE: \$2,772	
UNIT COST: \$4,936.00		TOTAL COST: \$4,936	
UNIT PROFIT (SUBSIDY): <u>\$(2,164.00)</u>		TOTAL PROFIT (SUBSIDY): <u>\$(2,164)</u>	
TOTAL UNITS: 1		PCT. COST RECOVERY: 56.16%	
SUGGESTED FEE FOR COST RECOVERY OF: 100% \$4,935 per application			

**CITY OF LONG BEACH
COST DETAIL WORKSHEET
FY 2021-2022**

SERVICE SMOKE CONTROL SYS REVIEW/INSP				REFERENCE NO. FD-304		
NOTE Unit Costs are an Average of Total Units				TOTAL UNITS 1		
<u>DEPARTMENT</u>	<u>POSITION</u>	<u>TYPE</u>	<u>UNIT TIME</u>	<u>UNIT COST</u>	<u>ANN. UNITS</u>	<u>TOTAL COST</u>
FD PC/INSP-NEW CONS'	FIREFIGHTER		16.00	\$2,965.60	1	\$2,966
FD CODE ENF	DEPUTY FIRE MARSHAL		8.00	\$1,970.08	1	\$1,970
TYPE SUBTOTAL			24.00	\$4,935.68		\$4,936
TOTALS			24.00	\$4,936.00		\$4,936

**CITY OF LONG BEACH
REVENUE AND COST SUMMARY WORKSHEET
FY 2021-2022**

SERVICE UNDERGROUND STORAGE PLAN CHECK		REFERENCE NO. FD-305	
PRIMARY DEPARTMENT FIRE CUPA	UNIT OF SERVICE APPLICATION	SERVICE RECIPIENT 635	
DESCRIPTION OF SERVICE Engineers/Contractors/Owners pay for the review of plans for fire and life safety compliance. Underground storage tanks - installation, repair, removal or approved abandonment, first tank.			
CURRENT FEE STRUCTURE \$1,233 per application plus \$617 per each additional tank This fee is also currently used for Underground Storage Inspection (FD-306). The revenues are allocated 50% to Plan Check and 50% to inspection.			
<u>REVENUE AND COST COMPARISON</u>			
UNIT REVENUE:	\$622.80	TOTAL REVENUE:	\$30,517
UNIT COST:	\$1,251.84	TOTAL COST:	\$61,340
UNIT PROFIT (SUBSIDY):	\$(629.04)	TOTAL PROFIT (SUBSIDY):	\$(30,823)
TOTAL UNITS:	49	PCT. COST RECOVERY:	49.75%
SUGGESTED FEE FOR COST RECOVERY OF: 100% \$1,245 per application plus \$415 per each additional tank			

**CITY OF LONG BEACH
COST DETAIL WORKSHEET
FY 2021-2022**

SERVICE UNDERGROUND STORAGE PLAN CHECK				REFERENCE NO. FD-305		
NOTE Unit Costs are an Average of Total Units				TOTAL UNITS 49		
<u>DEPARTMENT</u>	<u>POSITION</u>	<u>TYPE</u>	<u>UNIT TIME</u>	<u>UNIT COST</u>	<u>ANN. UNITS</u>	<u>TOTAL COST</u>
CUPA - FIRE	PLAN CHECKER-FIRE PR II	1st Tank	6.00	\$1,243.38	49	\$60,926
		TYPE SUBTOTAL	6.00	\$1,243.38		\$60,926
CUPA - FIRE	PLAN CHECKER-FIRE PR II	Ea Addl Tank	2.00	\$414.46	1	\$414
		TYPE SUBTOTAL	2.00	\$414.46		\$414
TOTALS			8.00	\$1,251.84		\$61,340

**CITY OF LONG BEACH
REVENUE AND COST SUMMARY WORKSHEET
FY 2021-2022**

SERVICE UNDERGROUND STORAGE INSPECTION		REFERENCE NO. FD-306	
PRIMARY DEPARTMENT FIRE CUPA	UNIT OF SERVICE TANK	SERVICE RECIPIENT 635	
DESCRIPTION OF SERVICE Engineers/Contractors/Owners pay for the review of plans for fire and life safety compliance. Underground storage tanks - installation, repair, removal or approved abandonment, first tank.			
CURRENT FEE STRUCTURE Current fees are included as part of Underground Storage Plan Check Fees			
<u>REVENUE AND COST COMPARISON</u>			
UNIT REVENUE:	\$622.80	TOTAL REVENUE:	\$30,517
UNIT COST:	\$630.14	TOTAL COST:	\$30,877
UNIT PROFIT (SUBSIDY):	\$(7.34)	TOTAL PROFIT (SUBSIDY):	\$(360)
TOTAL UNITS:	49	PCT. COST RECOVERY:	98.83%
SUGGESTED FEE FOR COST RECOVERY OF: 100% \$620 per first tank plus \$415 per each additional tank			

**CITY OF LONG BEACH
COST DETAIL WORKSHEET
FY 2021-2022**

SERVICE UNDERGROUND STORAGE INSPECTION				REFERENCE NO. FD-306		
NOTE Unit Costs are an Average of Total Units				TOTAL UNITS 49		
<u>DEPARTMENT</u>	<u>POSITION</u>	<u>TYPE</u>	<u>UNIT TIME</u>	<u>UNIT COST</u>	<u>ANN. UNITS</u>	<u>TOTAL COST</u>
CUPA - FIRE	PLAN CHECKER-FIRE PR II	1st Tanks	3.00	\$621.69	49	\$30,463
		TYPE SUBTOTAL	3.00	\$621.69		\$30,463
CUPA - FIRE	PLAN CHECKER-FIRE PR II	Ea Addl Tank	2.00	\$414.46	1	\$414
		TYPE SUBTOTAL	2.00	\$414.46		\$414
TOTALS			5.00	\$630.14		\$30,877

**CITY OF LONG BEACH
REVENUE AND COST SUMMARY WORKSHEET
FY 2021-2022**

SERVICE UNDERGROUND PIPING PLAN CHECK		REFERENCE NO. FD-307	
PRIMARY DEPARTMENT FIRE CUPA	UNIT OF SERVICE APPLICATION	SERVICE RECIPIENT 636	
DESCRIPTION OF SERVICE Engineers/Contractors/Owners pay for the review of plans for fire and life safety compliance. When not in conjunction with underground storage tank in PC-07 A referenced above; repair, replacement or removal at the same location by street address.			
CURRENT FEE STRUCTURE \$1,087 per application This fee is also currently used for Underground Piping Inspection (FD-308). The revenues are allocated 50% to Plan Check and 50% to inspection.			
<u>REVENUE AND COST COMPARISON</u>			
UNIT REVENUE:	\$543.50	TOTAL REVENUE:	\$16,305
UNIT COST:	\$828.93	TOTAL COST:	\$24,868
UNIT PROFIT (SUBSIDY):	\$(285.43)	TOTAL PROFIT (SUBSIDY):	\$(8,563)
TOTAL UNITS:	30	PCT. COST RECOVERY:	65.57%
SUGGESTED FEE FOR COST RECOVERY OF: 100% \$830 per application			

**CITY OF LONG BEACH
COST DETAIL WORKSHEET
FY 2021-2022**

SERVICE UNDERGROUND PIPING PLAN CHECK				REFERENCE NO. FD-307		
NOTE Unit Costs are an Average of Total Units				TOTAL UNITS 30		
<u>DEPARTMENT</u>	<u>POSITION</u>	<u>TYPE</u>	<u>UNIT TIME</u>	<u>UNIT COST</u>	<u>ANN. UNITS</u>	<u>TOTAL COST</u>
CUPA - FIRE	PLAN CHECKER-FIRE PR II		4.00	\$828.92	30	\$24,868
		TYPE SUBTOTAL	4.00	\$828.92		\$24,868
TOTALS			4.00	\$828.93		\$24,868

**CITY OF LONG BEACH
REVENUE AND COST SUMMARY WORKSHEET
FY 2021-2022**

SERVICE UNDERGROUND PIPING INSPECTION		REFERENCE NO. FD-308	
PRIMARY DEPARTMENT FIRE CUPA	UNIT OF SERVICE PERMIT	SERVICE RECIPIENT 636	
DESCRIPTION OF SERVICE Engineers/Contractors/Owners pay for the review of plans for fire and life safety compliance. When not in conjunction with underground storage tank in PC-07 A referenced above; repair, replacement or removal at the same location by street address.			
CURRENT FEE STRUCTURE Current fees are included as part of Underground Piping Plan Check Fees			
<u>REVENUE AND COST COMPARISON</u>			
UNIT REVENUE:	\$543.50	TOTAL REVENUE:	\$16,305
UNIT COST:	\$414.47	TOTAL COST:	\$12,434
UNIT PROFIT (SUBSIDY):	\$129.03	TOTAL PROFIT (SUBSIDY):	\$3,871
TOTAL UNITS:	30	PCT. COST RECOVERY:	131.13%
SUGGESTED FEE FOR COST RECOVERY OF: 100% \$415 per permit			

**CITY OF LONG BEACH
COST DETAIL WORKSHEET
FY 2021-2022**

SERVICE UNDERGROUND PIPING INSPECTION				REFERENCE NO. FD-308		
NOTE Unit Costs are an Average of Total Units				TOTAL UNITS 30		
<u>DEPARTMENT</u>	<u>POSITION</u>	<u>TYPE</u>	<u>UNIT TIME</u>	<u>UNIT COST</u>	<u>ANN. UNITS</u>	<u>TOTAL COST</u>
CUPA - FIRE	PLAN CHECKER-FIRE PR II		2.00	\$414.46	30	\$12,434
		TYPE SUBTOTAL	2.00	\$414.46		\$12,434
TOTALS			2.00	\$414.47		\$12,434

**CITY OF LONG BEACH
REVENUE AND COST SUMMARY WORKSHEET
FY 2021-2022**

SERVICE UNDERGROUND MONITORING WELL PC		REFERENCE NO. FD-309	
PRIMARY DEPARTMENT FIRE CUPA	UNIT OF SERVICE APPLICATION	SERVICE RECIPIENT 637	
DESCRIPTION OF SERVICE Engineers/Contractors/Owners pay for the review of plans for fire and life safety compliance. Installation or removal.			
CURRENT FEE STRUCTURE \$1,260 per application plus \$546 per each additional well This fee is also currently used for Underground Monitoring Well Inspection (FD-310). The revenues are allocated 50% to Plan Check and 50% to inspection.			
<u>REVENUE AND COST COMPARISON</u>			
UNIT REVENUE:	\$903.00	TOTAL REVENUE:	\$903
UNIT COST:	\$622.00	TOTAL COST:	\$622
UNIT PROFIT (SUBSIDY):	\$281.00	TOTAL PROFIT (SUBSIDY):	\$281
TOTAL UNITS:	1	PCT. COST RECOVERY:	145.18%
SUGGESTED FEE FOR COST RECOVERY OF: 100% \$415 per application plus \$205 per each additional well			

**CITY OF LONG BEACH
COST DETAIL WORKSHEET
FY 2021-2022**

SERVICE UNDERGROUND MONITORING WELL PC				REFERENCE NO. FD-309		
NOTE Unit Costs are an Average of Total Units				TOTAL UNITS 1		
<u>DEPARTMENT</u>	<u>POSITION</u>	<u>TYPE</u>	<u>UNIT TIME</u>	<u>UNIT COST</u>	<u>ANN. UNITS</u>	<u>TOTAL COST</u>
CUPA - FIRE	PLAN CHECKER-FIRE PR II	1st Well	2.00	\$414.46	1	\$414
		TYPE SUBTOTAL	2.00	\$414.46		\$414
CUPA - FIRE	PLAN CHECKER-FIRE PR II	Ea Addl Well	1.00	\$207.23	1	\$207
		TYPE SUBTOTAL	1.00	\$207.23		\$207
TOTALS			3.00	\$622.00		\$622

**CITY OF LONG BEACH
REVENUE AND COST SUMMARY WORKSHEET
FY 2021-2022**

SERVICE UNDERGROUND MONITORING WELL INSPECT		REFERENCE NO. FD-310	
PRIMARY DEPARTMENT FIRE CUPA	UNIT OF SERVICE WELL	SERVICE RECIPIENT 637	
DESCRIPTION OF SERVICE Engineers/Contractors/Owners pay for the review of plans for fire and life safety compliance. Installation or removal.			
CURRENT FEE STRUCTURE Current fees are included as part of Underground Monitoring Well Plan Check Fees			
<u>REVENUE AND COST COMPARISON</u>			
UNIT REVENUE:	\$903.00	TOTAL REVENUE:	\$903
UNIT COST:	\$622.00	TOTAL COST:	\$622
UNIT PROFIT (SUBSIDY):	\$281.00	TOTAL PROFIT (SUBSIDY):	\$281
TOTAL UNITS:	1	PCT. COST RECOVERY:	145.18%
SUGGESTED FEE FOR COST RECOVERY OF: 100% \$415 per well plus \$205 per each additional well			

**CITY OF LONG BEACH
COST DETAIL WORKSHEET
FY 2021-2022**

SERVICE UNDERGROUND MONITORING WELL INSPECT				REFERENCE NO. FD-310		
NOTE Unit Costs are an Average of Total Units				TOTAL UNITS 1		
<u>DEPARTMENT</u>	<u>POSITION</u>	<u>TYPE</u>	<u>UNIT TIME</u>	<u>UNIT COST</u>	<u>ANN. UNITS</u>	<u>TOTAL COST</u>
CUPA - FIRE	PLAN CHECKER-FIRE PR II	1st Well	2.00	\$414.46	1	\$414
		TYPE SUBTOTAL	2.00	\$414.46		\$414
CUPA - FIRE	PLAN CHECKER-FIRE PR II	Ea Addl Well	1.00	\$207.23	1	\$207
		TYPE SUBTOTAL	1.00	\$207.23		\$207
TOTALS			3.00	\$622.00		\$622

**CITY OF LONG BEACH
REVENUE AND COST SUMMARY WORKSHEET
FY 2021-2022**

SERVICE ABOVEGROUND STORAGE PLAN CHECK		REFERENCE NO. FD-311	
PRIMARY DEPARTMENT FIRE CUPA	UNIT OF SERVICE APPLICATION	SERVICE RECIPIENT 638	
DESCRIPTION OF SERVICE Engineers/Contractors/Owners pay for the review of plans for fire and life safety compliance. Installation, removal or approved abandonment.			
CURRENT FEE STRUCTURE \$550 per application plus \$309 per each additional tank This fee is also currently used for Aboveground Storage Inspection (FD-312). The revenues are allocated 50% to Plan Check and 50% to inspection.			
<u>REVENUE AND COST COMPARISON</u>			
UNIT REVENUE:	\$276.08	TOTAL REVENUE:	\$39,480
UNIT COST:	\$624.59	TOTAL COST:	\$89,316
UNIT PROFIT (SUBSIDY):	\$(348.51)	TOTAL PROFIT (SUBSIDY):	\$(49,836)
TOTAL UNITS:	143	PCT. COST RECOVERY:	44.20%
SUGGESTED FEE FOR COST RECOVERY OF: 100% \$620 per application plus \$415 per each additional tank			

August 11, 2022

**CITY OF LONG BEACH
COST DETAIL WORKSHEET
FY 2021-2022**

SERVICE ABOVEGROUND STORAGE PLAN CHECK				REFERENCE NO. FD-311		
NOTE Unit Costs are an Average of Total Units				TOTAL UNITS 143		
<u>DEPARTMENT</u>	<u>POSITION</u>	<u>TYPE</u>	<u>UNIT TIME</u>	<u>UNIT COST</u>	<u>ANN. UNITS</u>	<u>TOTAL COST</u>
CUPA - FIRE	PLAN CHECKER-FIRE PR II	1st Tank	3.00	\$621.69	143	\$88,902
		TYPE SUBTOTAL	3.00	\$621.69		\$88,902
CUPA - FIRE	PLAN CHECKER-FIRE PR II	Ea Addl Tank	2.00	\$414.46	1	\$414
		TYPE SUBTOTAL	2.00	\$414.46		\$414
TOTALS			5.00	\$624.59		\$89,316

**CITY OF LONG BEACH
REVENUE AND COST SUMMARY WORKSHEET
FY 2021-2022**

SERVICE ABOVEGROUND STORAGE INSPECTION		REFERENCE NO. FD-312	
PRIMARY DEPARTMENT FIRE CUPA	UNIT OF SERVICE TANK	SERVICE RECIPIENT 638	
DESCRIPTION OF SERVICE Engineers/Contractors/Owners pay for the review of plans for fire and life safety compliance. Installation, removal or approved abandonment.			
CURRENT FEE STRUCTURE Current fees are included as part of Aboveground Storage Plan Check Fees			
<u>REVENUE AND COST COMPARISON</u>			
UNIT REVENUE:	\$276.08	TOTAL REVENUE:	\$39,480
UNIT COST:	\$415.91	TOTAL COST:	\$59,475
UNIT PROFIT (SUBSIDY):	<div style="border-top: 1px solid black; border-bottom: 3px double black;">\$(139.83)</div>	TOTAL PROFIT (SUBSIDY):	<div style="border-top: 1px solid black; border-bottom: 3px double black;">\$(19,995)</div>
TOTAL UNITS:	143	PCT. COST RECOVERY:	66.38%
SUGGESTED FEE FOR COST RECOVERY OF: 100% \$415 per tank plus \$205 per each additional tank			

**CITY OF LONG BEACH
COST DETAIL WORKSHEET
FY 2021-2022**

SERVICE ABOVEGROUND STORAGE INSPECTION				REFERENCE NO. FD-312		
NOTE Unit Costs are an Average of Total Units				TOTAL UNITS 143		
<u>DEPARTMENT</u>	<u>POSITION</u>	<u>TYPE</u>	<u>UNIT TIME</u>	<u>UNIT COST</u>	<u>ANN. UNITS</u>	<u>TOTAL COST</u>
CUPA - FIRE	PLAN CHECKER-FIRE PR II	1st Tank	2.00	\$414.46	143	\$59,268
		TYPE SUBTOTAL	2.00	\$414.46		\$59,268
CUPA - FIRE	PLAN CHECKER-FIRE PR II	Ea Addl Tank	1.00	\$207.23	1	\$207
		TYPE SUBTOTAL	1.00	\$207.23		\$207
TOTALS			3.00	\$415.91		\$59,475

**CITY OF LONG BEACH
REVENUE AND COST SUMMARY WORKSHEET
FY 2021-2022**

SERVICE ABOVEGROUND PIPING PLAN CHECK		REFERENCE NO. FD-313	
PRIMARY DEPARTMENT FIRE CUPA	UNIT OF SERVICE APPLICATION	SERVICE RECIPIENT 639	
DESCRIPTION OF SERVICE Engineers/Contractors/Owners pay for the review of plans for fire and life safety compliance. When not in conjunction with above ground storage tank PC-07D above; repair, replacement or removal at same location by street address.			
CURRENT FEE STRUCTURE \$494 per application plus \$265 per 100 feet of piping This fee is also currently used for Aboveground Piping Inspection (FD-314). The revenues are allocated 50% to Plan Check and 50% to inspection.			
<u>REVENUE AND COST COMPARISON</u>			
UNIT REVENUE:	\$380.00	TOTAL REVENUE:	\$380
UNIT COST:	\$518.00	TOTAL COST:	\$518
UNIT PROFIT (SUBSIDY):	\$(138.00)	TOTAL PROFIT (SUBSIDY):	\$(138)
TOTAL UNITS:	1	PCT. COST RECOVERY:	73.36%
SUGGESTED FEE FOR COST RECOVERY OF: 100% \$415 per application plus \$105 per 100 feet of piping over 100 feet			

**CITY OF LONG BEACH
COST DETAIL WORKSHEET
FY 2021-2022**

SERVICE ABOVEGROUND PIPING PLAN CHECK				REFERENCE NO. FD-313		
NOTE Unit Costs are an Average of Total Units				TOTAL UNITS 1		
<u>DEPARTMENT</u>	<u>POSITION</u>	<u>TYPE</u>	<u>UNIT TIME</u>	<u>UNIT COST</u>	<u>ANN. UNITS</u>	<u>TOTAL COST</u>
CUPA - FIRE	PLAN CHECKER-FIRE PR II	Base (1st 100ft)	2.00	\$414.46	1	\$414
		TYPE SUBTOTAL	2.00	\$414.46		\$414
CUPA - FIRE	PLAN CHECKER-FIRE PR II	Ea Addl 100ft	0.50	\$103.62	1	\$104
		TYPE SUBTOTAL	0.50	\$103.62		\$104
TOTALS			2.50	\$518.00		\$518

**CITY OF LONG BEACH
REVENUE AND COST SUMMARY WORKSHEET
FY 2021-2022**

SERVICE ABOVEGROUND PIPING INSPECTION		REFERENCE NO. FD-314	
PRIMARY DEPARTMENT FIRE CUPA	UNIT OF SERVICE APPLICATION	SERVICE RECIPIENT 639	
DESCRIPTION OF SERVICE Engineers/Contractors/Owners pay for the review of plans for fire and life safety compliance. When not in conjunction with above ground storage tank PC-07D above; repair, replacement or removal at same location by street address.			
CURRENT FEE STRUCTURE Current fees are included as part of Aboveground Piping Plan Check Fees			
<u>REVENUE AND COST COMPARISON</u>			
UNIT REVENUE:	\$380.00	TOTAL REVENUE:	\$380
UNIT COST:	\$518.00	TOTAL COST:	\$518
UNIT PROFIT (SUBSIDY):	\$(138.00)	TOTAL PROFIT (SUBSIDY):	\$(138)
TOTAL UNITS:	1	PCT. COST RECOVERY:	73.36%
SUGGESTED FEE FOR COST RECOVERY OF: 100% \$415 per first 100 feet of piping plus \$105 per 100 feet of piping over 100 feet			

**CITY OF LONG BEACH
COST DETAIL WORKSHEET
FY 2021-2022**

SERVICE ABOVEGROUND PIPING INSPECTION				REFERENCE NO. FD-314		
NOTE Unit Costs are an Average of Total Units				TOTAL UNITS 1		
<u>DEPARTMENT</u>	<u>POSITION</u>	<u>TYPE</u>	<u>UNIT TIME</u>	<u>UNIT COST</u>	<u>ANN. UNITS</u>	<u>TOTAL COST</u>
CUPA - FIRE	PLAN CHECKER-FIRE PR II	Base (1st 100ft)	2.00	\$414.46	1	\$414
		TYPE SUBTOTAL	2.00	\$414.46		\$414
CUPA - FIRE	PLAN CHECKER-FIRE PR II	Ea Addl 100ft	0.50	\$103.62	1	\$104
		TYPE SUBTOTAL	0.50	\$103.62		\$104
TOTALS			2.50	\$518.00		\$518

**CITY OF LONG BEACH
REVENUE AND COST SUMMARY WORKSHEET
FY 2021-2022**

SERVICE PROCESSING/REFINING PLAN CHECK		REFERENCE NO. FD-315	
PRIMARY DEPARTMENT FIRE CUPA	UNIT OF SERVICE APPLICATION	SERVICE RECIPIENT 641	
DESCRIPTION OF SERVICE Processing/Refining To Each Cracking Tower Plan Check			
CURRENT FEE STRUCTURE \$1,034 per application This fee is also currently used for Processing/Refining Inspection (FD-316). The revenues are allocated 50% to Plan Check and 50% to inspection.			
<u>REVENUE AND COST COMPARISON</u>			
UNIT REVENUE:	\$517.00	TOTAL REVENUE:	\$517
UNIT COST:	\$1,036.00	TOTAL COST:	\$1,036
UNIT PROFIT (SUBSIDY):	\$(519.00)	TOTAL PROFIT (SUBSIDY):	\$(519)
TOTAL UNITS:	1	PCT. COST RECOVERY:	49.90%
SUGGESTED FEE FOR COST RECOVERY OF: 100% \$1,035 per application			

**CITY OF LONG BEACH
COST DETAIL WORKSHEET
FY 2021-2022**

SERVICE PROCESSING/REFINING PLAN CHECK				REFERENCE NO. FD-315		
NOTE Unit Costs are an Average of Total Units				TOTAL UNITS 1		
<u>DEPARTMENT</u>	<u>POSITION</u>	<u>TYPE</u>	<u>UNIT TIME</u>	<u>UNIT COST</u>	<u>ANN. UNITS</u>	<u>TOTAL COST</u>
CUPA - FIRE	PLAN CHECKER-FIRE PR II		5.00	\$1,036.15	1	\$1,036
		TYPE SUBTOTAL	5.00	\$1,036.15		\$1,036
		TOTALS	5.00	\$1,036.00		\$1,036

**CITY OF LONG BEACH
REVENUE AND COST SUMMARY WORKSHEET
FY 2021-2022**

SERVICE PROCESSING/REFINING INSPECTION		REFERENCE NO. FD-316	
PRIMARY DEPARTMENT FIRE CUPA	UNIT OF SERVICE PERMIT	SERVICE RECIPIENT 641	
DESCRIPTION OF SERVICE Processing/Refining To Each Cracking Tower Plan Check			
CURRENT FEE STRUCTURE Current fees are included as part of Processing/Refining Plan Check Fees			
<u>REVENUE AND COST COMPARISON</u>			
UNIT REVENUE:	\$517.00	TOTAL REVENUE:	\$517
UNIT COST:	\$622.00	TOTAL COST:	\$622
UNIT PROFIT (SUBSIDY):	\$(105.00)	TOTAL PROFIT (SUBSIDY):	\$(105)
TOTAL UNITS:	1	PCT. COST RECOVERY:	83.12%
SUGGESTED FEE FOR COST RECOVERY OF: 100% \$620 per permit			

**CITY OF LONG BEACH
COST DETAIL WORKSHEET
FY 2021-2022**

SERVICE PROCESSING/REFINING INSPECTION				REFERENCE NO. FD-316		
NOTE Unit Costs are an Average of Total Units				TOTAL UNITS 1		
<u>DEPARTMENT</u>	<u>POSITION</u>	<u>TYPE</u>	<u>UNIT TIME</u>	<u>UNIT COST</u>	<u>ANN. UNITS</u>	<u>TOTAL COST</u>
CUPA - FIRE	PLAN CHECKER-FIRE PR II		3.00	\$621.69	1	\$622
		TYPE SUBTOTAL	3.00	\$621.69		\$622
TOTALS			3.00	\$622.00		\$622

**CITY OF LONG BEACH
REVENUE AND COST SUMMARY WORKSHEET
FY 2021-2022**

SERVICE CODE ALTERNATE REVIEW AND COMMENT		REFERENCE NO. FD-317	
PRIMARY DEPARTMENT FIRE PREVENTION	UNIT OF SERVICE APPLICATION	SERVICE RECIPIENT 3244	
DESCRIPTION OF SERVICE Code Alternate Review & Comment			
CURRENT FEE STRUCTURE \$751 per application			
<u>REVENUE AND COST COMPARISON</u>			
UNIT REVENUE:	\$751.00	TOTAL REVENUE:	\$751
UNIT COST:	\$1,403.00	TOTAL COST:	\$1,403
UNIT PROFIT (SUBSIDY):	\$(652.00)	TOTAL PROFIT (SUBSIDY):	\$(652)
TOTAL UNITS:	1	PCT. COST RECOVERY:	53.53%
SUGGESTED FEE FOR COST RECOVERY OF: 100% \$1,405 per application			

**CITY OF LONG BEACH
COST DETAIL WORKSHEET
FY 2021-2022**

SERVICE CODE ALTERNATE REVIEW AND COMMENT				REFERENCE NO. FD-317		
NOTE Unit Costs are an Average of Total Units				TOTAL UNITS 1		
<u>DEPARTMENT</u>	<u>POSITION</u>	<u>TYPE</u>	<u>UNIT TIME</u>	<u>UNIT COST</u>	<u>ANN. UNITS</u>	<u>TOTAL COST</u>
FD PREVENTION-ADMIN	DEP FIRE CHIEF		0.50	\$171.78	1	\$172
FD CODE ENF	DEPUTY FIRE MARSHAL		5.00	\$1,231.30	1	\$1,231
TYPE SUBTOTAL			5.50	\$1,403.08		\$1,403
TOTALS			5.50	\$1,403.00		\$1,403

**CITY OF LONG BEACH
REVENUE AND COST SUMMARY WORKSHEET
FY 2021-2022**

SERVICE FIRE CODE ENF OFF-HOUR INSPECTIONS		REFERENCE NO. FD-318	
PRIMARY DEPARTMENT FIRE PREVENTION	UNIT OF SERVICE HOUR	SERVICE RECIPIENT 3245	
DESCRIPTION OF SERVICE Inspections performed off normal hours - 2 hour minimum			
CURRENT FEE STRUCTURE \$130 per hour, minimum 2 hours			
<u>REVENUE AND COST COMPARISON</u>			
UNIT REVENUE:	\$130.00	TOTAL REVENUE:	\$130
UNIT COST:	\$222.00	TOTAL COST:	\$222
UNIT PROFIT (SUBSIDY):	\$(92.00)	TOTAL PROFIT (SUBSIDY):	\$(92)
TOTAL UNITS:	1	PCT. COST RECOVERY:	58.56%
SUGGESTED FEE FOR COST RECOVERY OF: 100% \$225 per hour, minimum 2 hours			

**CITY OF LONG BEACH
COST DETAIL WORKSHEET
FY 2021-2022**

SERVICE FIRE CODE ENF OFF-HOUR INSPECTIONS				REFERENCE NO. FD-318		
NOTE Unit Costs are an Average of Total Units				TOTAL UNITS 1		
<u>DEPARTMENT</u>	<u>POSITION</u>	<u>TYPE</u>	<u>UNIT TIME</u>	<u>UNIT COST</u>	<u>ANN. UNITS</u>	<u>TOTAL COST</u>
FD PC/INSP-NEW CONS'	FIREFIGHTER	1hr @ OT	1.20	\$222.42	1	\$222
		TYPE SUBTOTAL	1.20	\$222.42		\$222
TOTALS			1.20	\$222.00		\$222

**CITY OF LONG BEACH
REVENUE AND COST SUMMARY WORKSHEET
FY 2021-2022**

SERVICE PLAN REVIEW RESUBMITTAL		REFERENCE NO. FD-319	
PRIMARY DEPARTMENT FIRE PREVENTION	UNIT OF SERVICE HOUR	SERVICE RECIPIENT 2560,2561	
DESCRIPTION OF SERVICE Plan review resubmittal on the 2nd and each subsequent inspection (1 hr min) with supervisor approval. (CUPA)			
CURRENT FEE STRUCTURE \$120 per hour, minimum billing 1 hour			
<u>REVENUE AND COST COMPARISON</u>			
UNIT REVENUE:	\$120.00	TOTAL REVENUE:	\$120
UNIT COST:	\$207.00	TOTAL COST:	\$207
UNIT PROFIT (SUBSIDY):	<div style="border-top: 1px solid black; border-bottom: 3px double black;"> \$(87.00) </div>	TOTAL PROFIT (SUBSIDY):	<div style="border-top: 1px solid black; border-bottom: 3px double black;"> \$(87) </div>
TOTAL UNITS:	1	PCT. COST RECOVERY:	57.97%
SUGGESTED FEE FOR COST RECOVERY OF: 100% Charge the fully allocated hourly rates for all personnel involved plus any outside costs			

**CITY OF LONG BEACH
COST DETAIL WORKSHEET
FY 2021-2022**

SERVICE PLAN REVIEW RESUBMITTAL				REFERENCE NO. FD-319		
NOTE Unit Costs are an Average of Total Units				TOTAL UNITS 1		
<u>DEPARTMENT</u>	<u>POSITION</u>	<u>TYPE</u>	<u>UNIT TIME</u>	<u>UNIT COST</u>	<u>ANN. UNITS</u>	<u>TOTAL COST</u>
CUPA - FIRE	PLAN CHECKER-FIRE PR II	Actual	1.00	\$207.23	1	\$207
		TYPE SUBTOTAL	1.00	\$207.23		\$207
		TOTALS	1.00	\$207.00		\$207

**CITY OF LONG BEACH
REVENUE AND COST SUMMARY WORKSHEET
FY 2021-2022**

SERVICE PLAN REVISION		REFERENCE NO. FD-319A	
PRIMARY DEPARTMENT FIRE PREVENTION	UNIT OF SERVICE REVIEW	SERVICE RECIPIENT	
DESCRIPTION OF SERVICE Plan review of revisions to oroginally approved plans with supervisor approval.			
CURRENT FEE STRUCTURE \$120 per hour, 1 hour minimum			
<u>REVENUE AND COST COMPARISON</u>			
UNIT REVENUE:	\$0.00	TOTAL REVENUE:	\$0
UNIT COST:	\$0.00	TOTAL COST:	\$0
UNIT PROFIT (SUBSIDY):	\$0.00	TOTAL PROFIT (SUBSIDY):	\$0
TOTAL UNITS:	1	PCT. COST RECOVERY:	0.00%
SUGGESTED FEE FOR COST RECOVERY OF: 100% Charge the fully allocated hourly rates for all personnel involved plus any outside costs.			

August 11, 2022

August 11, 2022

**CITY OF LONG BEACH
REVENUE AND COST SUMMARY WORKSHEET
FY 2021-2022**

SERVICE ACCELERATED PLAN REVIEW		REFERENCE NO. FD-320	
PRIMARY DEPARTMENT FIRE PREVENTION	UNIT OF SERVICE HOUR	SERVICE RECIPIENT 2565	
DESCRIPTION OF SERVICE Accelerate plan review (work performed after hours - 2 hr min) with supervisor approval. (CUPA)			
CURRENT FEE STRUCTURE \$120 per hour, minimum billing 2 hours			
<u>REVENUE AND COST COMPARISON</u>			
UNIT REVENUE: \$240.00		TOTAL REVENUE: \$240	
UNIT COST: \$497.00		TOTAL COST: \$497	
UNIT PROFIT (SUBSIDY): \$(257.00)		TOTAL PROFIT (SUBSIDY): \$(257)	
TOTAL UNITS: 1		PCT. COST RECOVERY: 48.29%	
SUGGESTED FEE FOR COST RECOVERY OF: 100% 150% of the plan check fee			

**CITY OF LONG BEACH
COST DETAIL WORKSHEET
FY 2021-2022**

SERVICE ACCELERATED PLAN REVIEW				REFERENCE NO. FD-320		
NOTE Unit Costs are an Average of Total Units				TOTAL UNITS 1		
<u>DEPARTMENT</u>	<u>POSITION</u>	<u>TYPE</u>	<u>UNIT TIME</u>	<u>UNIT COST</u>	<u>ANN. UNITS</u>	<u>TOTAL COST</u>
CUPA - FIRE	PLAN CHECKER-FIRE PR II	2hrs @ OT	2.40	\$497.35	1	\$497
		TYPE SUBTOTAL	2.40	\$497.35		\$497
TOTALS			2.40	\$497.00		\$497

**CITY OF LONG BEACH
REVENUE AND COST SUMMARY WORKSHEET
FY 2021-2022**

SERVICE FIRE CUPA OFF-HOUR INSPECTIONS		REFERENCE NO. FD-321	
PRIMARY DEPARTMENT FIRE CUPA	UNIT OF SERVICE HOUR	SERVICE RECIPIENT 2617	
DESCRIPTION OF SERVICE Inspections performed off normal work hours - 2 hr minimum			
CURRENT FEE STRUCTURE \$120 per hour, minimum 2 hours			
<u>REVENUE AND COST COMPARISON</u>			
UNIT REVENUE:	\$120.00	TOTAL REVENUE:	\$120
UNIT COST:	\$249.00	TOTAL COST:	\$249
UNIT PROFIT (SUBSIDY):	\$(129.00)	TOTAL PROFIT (SUBSIDY):	\$(129)
TOTAL UNITS:	1	PCT. COST RECOVERY:	48.19%
SUGGESTED FEE FOR COST RECOVERY OF: 100% Charge the fully allocated hourly overtime rates for all personnel involved plus any outside costs with a 2 hour minimum.			

**CITY OF LONG BEACH
COST DETAIL WORKSHEET
FY 2021-2022**

SERVICE FIRE CUPA OFF-HOUR INSPECTIONS				REFERENCE NO. FD-321		
NOTE Unit Costs are an Average of Total Units				TOTAL UNITS 1		
<u>DEPARTMENT</u>	<u>POSITION</u>	<u>TYPE</u>	<u>UNIT TIME</u>	<u>UNIT COST</u>	<u>ANN. UNITS</u>	<u>TOTAL COST</u>
CUPA - FIRE	PLAN CHECKER-FIRE PR II	1 Hr @ OT	1.20	\$248.68	1	\$249
		TYPE SUBTOTAL	1.20	\$248.68		\$249
TOTALS			1.20	\$249.00		\$249

**CITY OF LONG BEACH
REVENUE AND COST SUMMARY WORKSHEET
FY 2021-2022**

SERVICE TECHNOLOGY SURCHARGE		REFERENCE NO. FD-322	
PRIMARY DEPARTMENT FIRE PREVENTION	UNIT OF SERVICE PERMIT	SERVICE RECIPIENT 660	
DESCRIPTION OF SERVICE Surcharge to fund the continued upgrade and maintenance of technology			
CURRENT FEE STRUCTURE 6.2% of each fee charged			
<u>REVENUE AND COST COMPARISON</u>			
UNIT REVENUE:	\$0.00	TOTAL REVENUE:	\$0
UNIT COST:	\$0.00	TOTAL COST:	\$0
UNIT PROFIT (SUBSIDY):	\$0.00	TOTAL PROFIT (SUBSIDY):	\$0
TOTAL UNITS:	1	PCT. COST RECOVERY:	0.00%
SUGGESTED FEE FOR COST RECOVERY OF: 100% 6.2% of each fee charged			

**CITY OF LONG BEACH
COST DETAIL WORKSHEET
FY 2021-2022**

SERVICE TECHNOLOGY SURCHARGE				REFERENCE NO. FD-322		
NOTE Unit Costs are an Average of Total Units				TOTAL UNITS 1		
<u>DEPARTMENT</u>	<u>POSITION</u>	<u>TYPE</u>	<u>UNIT TIME</u>	<u>UNIT COST</u>	<u>ANN. UNITS</u>	<u>TOTAL COST</u>
			0.00	\$0.00	0	\$0
		TYPE SUBTOTAL	0.00	\$0.00		\$0
		TOTALS	0.00	\$0.00		\$0

**CITY OF LONG BEACH
REVENUE AND COST SUMMARY WORKSHEET
FY 2021-2022**

SERVICE RESIDENTIAL CARE PREINSPECTION		REFERENCE NO. FD-325	
PRIMARY DEPARTMENT FIRE PREVENTION	UNIT OF SERVICE INSPECTION	SERVICE RECIPIENT 848,849	
DESCRIPTION OF SERVICE Preinspection of a residential care facility			
CURRENT FEE STRUCTURE 25 or fewer persons - \$250 per inspection 26 or more persons - \$375 per inspection			
<u>REVENUE AND COST COMPARISON</u>			
UNIT REVENUE: \$312.50		TOTAL REVENUE: \$625	
UNIT COST: \$537.00		TOTAL COST: \$1,074	
UNIT PROFIT (SUBSIDY): \$(224.50)		TOTAL PROFIT (SUBSIDY): \$(449)	
TOTAL UNITS: 2		PCT. COST RECOVERY: 58.19%	
SUGGESTED FEE FOR COST RECOVERY OF: 100% 25 or fewer persons - \$430 per inspection 26 or more persons - \$645 per inspection			

August 11, 2022

**CITY OF LONG BEACH
COST DETAIL WORKSHEET
FY 2021-2022**

SERVICE RESIDENTIAL CARE PREINSPECTION				REFERENCE NO. FD-325		
NOTE Unit Costs are an Average of Total Units				TOTAL UNITS 2		
<u>DEPARTMENT</u>	<u>POSITION</u>	<u>TYPE</u>	<u>UNIT TIME</u>	<u>UNIT COST</u>	<u>ANN. UNITS</u>	<u>TOTAL COST</u>
FD CODE ENF	FIREFIGHTER	25 Or Fewer	2.00	\$429.66	1	\$430
		TYPE SUBTOTAL	2.00	\$429.66		\$430
FD CODE ENF	FIREFIGHTER	26 Or More	3.00	\$644.49	1	\$644
		TYPE SUBTOTAL	3.00	\$644.49		\$644
TOTALS			5.00	\$537.00		\$1,074

**CITY OF LONG BEACH
REVENUE AND COST SUMMARY WORKSHEET
FY 2021-2022**

SERVICE FIRE CLEARANCE B OCCUPANCY		REFERENCE NO. FD-326	
PRIMARY DEPARTMENT FIRE PREVENTION	UNIT OF SERVICE INSPECTION	SERVICE RECIPIENT 717	
DESCRIPTION OF SERVICE Fire clearance required by Federal, State or any other govt. agency - B Occupancy			
CURRENT FEE STRUCTURE \$410 per inspection			
<u>REVENUE AND COST COMPARISON</u>			
UNIT REVENUE: \$410.00		TOTAL REVENUE: \$3,690	
UNIT COST: \$429.67		TOTAL COST: \$3,867	
UNIT PROFIT (SUBSIDY): \$(19.67)		TOTAL PROFIT (SUBSIDY): \$(177)	
TOTAL UNITS: 9		PCT. COST RECOVERY: 95.42%	
SUGGESTED FEE FOR COST RECOVERY OF: 100% \$430 per inspection			

August 11, 2022

**CITY OF LONG BEACH
COST DETAIL WORKSHEET
FY 2021-2022**

SERVICE FIRE CLEARANCE B OCCUPANCY				REFERENCE NO. FD-326		
NOTE Unit Costs are an Average of Total Units				TOTAL UNITS 9		
<u>DEPARTMENT</u>	<u>POSITION</u>	<u>TYPE</u>	<u>UNIT TIME</u>	<u>UNIT COST</u>	<u>ANN. UNITS</u>	<u>TOTAL COST</u>
FD CODE ENF	FIREFIGHTER		2.00	\$429.66	9	\$3,867
		TYPE SUBTOTAL	2.00	\$429.66		\$3,867
		TOTALS	2.00	\$429.67		\$3,867

**CITY OF LONG BEACH
REVENUE AND COST SUMMARY WORKSHEET
FY 2021-2022**

SERVICE FIRE CLEARANCE R-3 OCCUPANCY		REFERENCE NO. FD-327	
PRIMARY DEPARTMENT FIRE PREVENTION	UNIT OF SERVICE INSPECTION	SERVICE RECIPIENT 720,721	
DESCRIPTION OF SERVICE Fire clearance required by Federal , State or any other govt. agency - R-3 Occupancy - 8 children or less			
CURRENT FEE STRUCTURE 8 children or less - No Charge allowed by State Law 9-14 children - \$410 per inspection			
<u>REVENUE AND COST COMPARISON</u>			
UNIT REVENUE: \$364.44		TOTAL REVENUE: \$3,280	
UNIT COST: \$429.67		TOTAL COST: \$3,867	
UNIT PROFIT (SUBSIDY): <u>\$(65.23)</u>		TOTAL PROFIT (SUBSIDY): <u>\$(587)</u>	
TOTAL UNITS: 9		PCT. COST RECOVERY: 84.82%	
SUGGESTED FEE FOR COST RECOVERY OF: 100% 8 children or less - No Charge allowed by State Law 9-14 children - \$430 per inspection			

**CITY OF LONG BEACH
COST DETAIL WORKSHEET
FY 2021-2022**

SERVICE FIRE CLEARANCE R-3 OCCUPANCY				REFERENCE NO. FD-327		
NOTE Unit Costs are an Average of Total Units				TOTAL UNITS 9		
<u>DEPARTMENT</u>	<u>POSITION</u>	<u>TYPE</u>	<u>UNIT TIME</u>	<u>UNIT COST</u>	<u>ANN. UNITS</u>	<u>TOTAL COST</u>
FD CODE ENF	FIREFIGHTER	8 Children	2.00	\$429.66	1	\$430
		TYPE SUBTOTAL	2.00	\$429.66		\$430
FD CODE ENF	FIREFIGHTER	9-14 Children	2.00	\$429.66	8	\$3,437
		TYPE SUBTOTAL	2.00	\$429.66		\$3,437
TOTALS			4.00	\$429.67		\$3,867

**CITY OF LONG BEACH
REVENUE AND COST SUMMARY WORKSHEET
FY 2021-2022**

SERVICE FIRE CLEARANCE E OCCUPANCY		REFERENCE NO. FD-328	
PRIMARY DEPARTMENT FIRE PREVENTION	UNIT OF SERVICE INSPECTION	SERVICE RECIPIENT 722	
DESCRIPTION OF SERVICE Fire clearance required by Federal, State or any other govt. agency - E Occupancy - More than 6 children older than 2 1/2 years of age			
CURRENT FEE STRUCTURE \$410 per inspection			
<u>REVENUE AND COST COMPARISON</u>			
UNIT REVENUE: \$410.00		TOTAL REVENUE: \$410	
UNIT COST: \$430.00		TOTAL COST: \$430	
UNIT PROFIT (SUBSIDY): \$(20.00)		TOTAL PROFIT (SUBSIDY): \$(20)	
TOTAL UNITS: 1		PCT. COST RECOVERY: 95.35%	
SUGGESTED FEE FOR COST RECOVERY OF: 100% \$430 per inspection			

**CITY OF LONG BEACH
COST DETAIL WORKSHEET
FY 2021-2022**

SERVICE FIRE CLEARANCE E OCCUPANCY				REFERENCE NO. FD-328		
NOTE Unit Costs are an Average of Total Units				TOTAL UNITS 1		
<u>DEPARTMENT</u>	<u>POSITION</u>	<u>TYPE</u>	<u>UNIT TIME</u>	<u>UNIT COST</u>	<u>ANN. UNITS</u>	<u>TOTAL COST</u>
FD CODE ENF	FIREFIGHTER		2.00	\$429.66	1	\$430
		TYPE SUBTOTAL	2.00	\$429.66		\$430
		TOTALS	2.00	\$430.00		\$430

**CITY OF LONG BEACH
REVENUE AND COST SUMMARY WORKSHEET
FY 2021-2022**

SERVICE FIRE CLEARANCE I-1 & I-2 OCCUPANCY		REFERENCE NO. FD-329	
PRIMARY DEPARTMENT FIRE PREVENTION	UNIT OF SERVICE INSPECTION	SERVICE RECIPIENT 723,724	
DESCRIPTION OF SERVICE Fire clearance required by Federal , State or any other govt. agency - I-1 & 2 Occupancies - convalescent hospitals, nursing homes, homes for the aged, sanitariums, boarding homes, children's homes, - 100 and more persons Buildings used by more than 6 ppl			
CURRENT FEE STRUCTURE \$410 per inspection			
<u>REVENUE AND COST COMPARISON</u>			
UNIT REVENUE: \$410.00		TOTAL REVENUE: \$820	
UNIT COST: \$1,504.00		TOTAL COST: \$3,008	
UNIT PROFIT (SUBSIDY): \$(1,094.00)		TOTAL PROFIT (SUBSIDY): \$(2,188)	
TOTAL UNITS: 2		PCT. COST RECOVERY: 27.26%	
SUGGESTED FEE FOR COST RECOVERY OF: 100% 6-99 persons - \$1,290 per inspection 100+ persons - \$1,720 per inspection			

**CITY OF LONG BEACH
COST DETAIL WORKSHEET
FY 2021-2022**

SERVICE FIRE CLEARANCE I-1 & I-2 OCCUPANCY				REFERENCE NO. FD-329		
NOTE Unit Costs are an Average of Total Units				TOTAL UNITS 2		
<u>DEPARTMENT</u>	<u>POSITION</u>	<u>TYPE</u>	<u>UNIT TIME</u>	<u>UNIT COST</u>	<u>ANN. UNITS</u>	<u>TOTAL COST</u>
FD CODE ENF	FIREFIGHTER	6-99 Persons	6.00	\$1,288.98	1	\$1,289
		TYPE SUBTOTAL	6.00	\$1,288.98		\$1,289
FD CODE ENF	FIREFIGHTER	100+ Persons	8.00	\$1,718.64	1	\$1,719
		TYPE SUBTOTAL	8.00	\$1,718.64		\$1,719
TOTALS			14.00	\$1,504.00		\$3,008

**CITY OF LONG BEACH
REVENUE AND COST SUMMARY WORKSHEET
FY 2021-2022**

SERVICE FIRE CLEARANCE I-1 & I-2.1 OCCUPANCY		REFERENCE NO. FD-330	
PRIMARY DEPARTMENT FIRE PREVENTION	UNIT OF SERVICE INSPECTION	SERVICE RECIPIENT 725	
DESCRIPTION OF SERVICE Fire clearance required by Federal , State or any other govt agency - I-1 & I-2.1 Occupancy - Hospitals, Healthcare facility for outpatient medical care that render the person incapable of unassisted self preservation of more than 5 such patients.			
CURRENT FEE STRUCTURE \$625 per inspection			
<u>REVENUE AND COST COMPARISON</u>			
UNIT REVENUE: \$625.00		TOTAL REVENUE: \$625	
UNIT COST: \$1,289.00		TOTAL COST: \$1,289	
UNIT PROFIT (SUBSIDY): \$(664.00)		TOTAL PROFIT (SUBSIDY): \$(664)	
TOTAL UNITS: 1		PCT. COST RECOVERY: 48.49%	
SUGGESTED FEE FOR COST RECOVERY OF: 100% \$1,290 per inspection			

**CITY OF LONG BEACH
COST DETAIL WORKSHEET
FY 2021-2022**

SERVICE FIRE CLEARANCE I-1 & I-2.1 OCCUPANC				REFERENCE NO. FD-330		
NOTE Unit Costs are an Average of Total Units				TOTAL UNITS 1		
<u>DEPARTMENT</u>	<u>POSITION</u>	<u>TYPE</u>	<u>UNIT TIME</u>	<u>UNIT COST</u>	<u>ANN. UNITS</u>	<u>TOTAL COST</u>
FD CODE ENF	FIREFIGHTER		6.00	\$1,288.98	1	\$1,289
		TYPE SUBTOTAL	6.00	\$1,288.98		\$1,289
		TOTALS	6.00	\$1,289.00		\$1,289

**CITY OF LONG BEACH
REVENUE AND COST SUMMARY WORKSHEET
FY 2021-2022**

SERVICE FIRE CLEARANCE I-3 OCCUPANCY		REFERENCE NO. FD-331	
PRIMARY DEPARTMENT FIRE PREVENTION	UNIT OF SERVICE INSPECTION	SERVICE RECIPIENT 726	
DESCRIPTION OF SERVICE Fire clearance required by Federal, State or any other govt agency - I-3 Occupancy - Buildings that are inhabited by one or more persons who are under restraint.			
CURRENT FEE STRUCTURE \$410 per inspection			
<u>REVENUE AND COST COMPARISON</u>			
UNIT REVENUE: \$410.00		TOTAL REVENUE: \$410	
UNIT COST: \$430.00		TOTAL COST: \$430	
UNIT PROFIT (SUBSIDY): \$(20.00)		TOTAL PROFIT (SUBSIDY): \$(20)	
TOTAL UNITS: 1		PCT. COST RECOVERY: 95.35%	
SUGGESTED FEE FOR COST RECOVERY OF: 100% \$430 per inspection			

**CITY OF LONG BEACH
COST DETAIL WORKSHEET
FY 2021-2022**

SERVICE FIRE CLEARANCE I-3 OCCUPANCY				REFERENCE NO. FD-331		
NOTE Unit Costs are an Average of Total Units				TOTAL UNITS 1		
<u>DEPARTMENT</u>	<u>POSITION</u>	<u>TYPE</u>	<u>UNIT TIME</u>	<u>UNIT COST</u>	<u>ANN. UNITS</u>	<u>TOTAL COST</u>
FD CODE ENF	FIREFIGHTER		2.00	\$429.66	1	\$430
		TYPE SUBTOTAL	2.00	\$429.66		\$430
		TOTALS	2.00	\$430.00		\$430

**CITY OF LONG BEACH
REVENUE AND COST SUMMARY WORKSHEET
FY 2021-2022**

SERVICE FIRE CLEARANCE I-4 OCCUPANCY		REFERENCE NO. FD-332	
PRIMARY DEPARTMENT FIRE PREVENTION	UNIT OF SERVICE INSPECTION	SERVICE RECIPIENT 727	
DESCRIPTION OF SERVICE Fire clearance required by Federal, State or any other govt agency - I-4 Occupancy - Adult Daycare more than 6 persons and childcare facility more than 6 children 2 1/2 years of age or less providing custodial care less than 24 hours.			
CURRENT FEE STRUCTURE \$410 per inspection			
<u>REVENUE AND COST COMPARISON</u>			
UNIT REVENUE: \$410.00		TOTAL REVENUE: \$410	
UNIT COST: \$430.00		TOTAL COST: \$430	
UNIT PROFIT (SUBSIDY): <u>\$(20.00)</u>		TOTAL PROFIT (SUBSIDY): <u>\$(20)</u>	
TOTAL UNITS: 1		PCT. COST RECOVERY: 95.35%	
SUGGESTED FEE FOR COST RECOVERY OF: 100% \$430 per inspection			

**CITY OF LONG BEACH
COST DETAIL WORKSHEET
FY 2021-2022**

SERVICE FIRE CLEARANCE I-4 OCCUPANCY				REFERENCE NO. FD-332		
NOTE Unit Costs are an Average of Total Units				TOTAL UNITS 1		
<u>DEPARTMENT</u>	<u>POSITION</u>	<u>TYPE</u>	<u>UNIT TIME</u>	<u>UNIT COST</u>	<u>ANN. UNITS</u>	<u>TOTAL COST</u>
FD CODE ENF	FIREFIGHTER		2.00	\$429.66	1	\$430
		TYPE SUBTOTAL	2.00	\$429.66		\$430
		TOTALS	2.00	\$430.00		\$430

**CITY OF LONG BEACH
REVENUE AND COST SUMMARY WORKSHEET
FY 2021-2022**

SERVICE FIRE CLEARANCE R-2.1 OCCUPANCY		REFERENCE NO. FD-333	
PRIMARY DEPARTMENT FIRE PREVENTION	UNIT OF SERVICE INSPECTION	SERVICE RECIPIENT 3754	
DESCRIPTION OF SERVICE Fire clearance required by Federal, State or any other govt agency - R-2.1 Occupancy - Residentially based 24 hour care facility where because of age, mental disability, or other reasons live in a supervised environment			
CURRENT FEE STRUCTURE \$395 per inspection			
<u>REVENUE AND COST COMPARISON</u>			
UNIT REVENUE: \$395.00		TOTAL REVENUE: \$395	
UNIT COST: \$430.00		TOTAL COST: \$430	
UNIT PROFIT (SUBSIDY): \$(35.00)		TOTAL PROFIT (SUBSIDY): \$(35)	
TOTAL UNITS: 1		PCT. COST RECOVERY: 91.86%	
SUGGESTED FEE FOR COST RECOVERY OF: 100% \$430 per inspection			

**CITY OF LONG BEACH
COST DETAIL WORKSHEET
FY 2021-2022**

SERVICE FIRE CLEARANCE R-2.1 OCCUPANCY				REFERENCE NO. FD-333		
NOTE Unit Costs are an Average of Total Units				TOTAL UNITS 1		
<u>DEPARTMENT</u>	<u>POSITION</u>	<u>TYPE</u>	<u>UNIT TIME</u>	<u>UNIT COST</u>	<u>ANN. UNITS</u>	<u>TOTAL COST</u>
FD CODE ENF	FIREFIGHTER		2.00	\$429.66	1	\$430
		TYPE SUBTOTAL	2.00	\$429.66		\$430
		TOTALS	2.00	\$430.00		\$430

**CITY OF LONG BEACH
REVENUE AND COST SUMMARY WORKSHEET
FY 2021-2022**

SERVICE FIRE CLEARANCE R-3.1 OCCUPANCY		REFERENCE NO. FD-336	
PRIMARY DEPARTMENT FIRE PREVENTION	UNIT OF SERVICE INSPECTION	SERVICE RECIPIENT 728	
DESCRIPTION OF SERVICE Fire clearance required by Federal, State or any other govt agency - R-3.1 Occupancy - Residentially based 24 care facility for 6 or fewer clients of any age.			
CURRENT FEE STRUCTURE \$410 per inspection			
<u>REVENUE AND COST COMPARISON</u>			
UNIT REVENUE: \$410.00		TOTAL REVENUE: \$1,640	
UNIT COST: \$429.75		TOTAL COST: \$1,719	
UNIT PROFIT (SUBSIDY): \$(19.75)		TOTAL PROFIT (SUBSIDY): \$(79)	
TOTAL UNITS: 4		PCT. COST RECOVERY: 95.40%	
SUGGESTED FEE FOR COST RECOVERY OF: 100% \$430 per inspection			

**CITY OF LONG BEACH
COST DETAIL WORKSHEET
FY 2021-2022**

SERVICE FIRE CLEARANCE R-3.1 OCCUPANCY				REFERENCE NO. FD-336		
NOTE Unit Costs are an Average of Total Units				TOTAL UNITS 4		
<u>DEPARTMENT</u>	<u>POSITION</u>	<u>TYPE</u>	<u>UNIT TIME</u>	<u>UNIT COST</u>	<u>ANN. UNITS</u>	<u>TOTAL COST</u>
FD CODE ENF	FIREFIGHTER		2.00	\$429.66	4	\$1,719
		TYPE SUBTOTAL	2.00	\$429.66		\$1,719
		TOTALS	2.00	\$429.75		\$1,719

**CITY OF LONG BEACH
REVENUE AND COST SUMMARY WORKSHEET
FY 2021-2022**

SERVICE FIRE CLEARANCE R-4 OCCUPANCY		REFERENCE NO. FD-337	
PRIMARY DEPARTMENT FIRE PREVENTION	UNIT OF SERVICE INSPECTION	SERVICE RECIPIENT 729	
DESCRIPTION OF SERVICE Fire clearance required by Federal, State or any other govt agency - R-4 Occupancy - Buildings arranged for occupancy as residential care/assisted living of more than 6 ambulatory clients.			
CURRENT FEE STRUCTURE \$410 per inspection			
<u>REVENUE AND COST COMPARISON</u>			
UNIT REVENUE: \$410.00		TOTAL REVENUE: \$410	
UNIT COST: \$430.00		TOTAL COST: \$430	
UNIT PROFIT (SUBSIDY): <u>\$(20.00)</u>		TOTAL PROFIT (SUBSIDY): <u>\$(20)</u>	
TOTAL UNITS: 1		PCT. COST RECOVERY: 95.35%	
SUGGESTED FEE FOR COST RECOVERY OF: 100% \$430 per inspection			

**CITY OF LONG BEACH
COST DETAIL WORKSHEET
FY 2021-2022**

SERVICE FIRE CLEARANCE R-4 OCCUPANCY				REFERENCE NO. FD-337		
NOTE Unit Costs are an Average of Total Units				TOTAL UNITS 1		
<u>DEPARTMENT</u>	<u>POSITION</u>	<u>TYPE</u>	<u>UNIT TIME</u>	<u>UNIT COST</u>	<u>ANN. UNITS</u>	<u>TOTAL COST</u>
FD CODE ENF	FIREFIGHTER		2.00	\$429.66	1	\$430
		TYPE SUBTOTAL	2.00	\$429.66		\$430
		TOTALS	2.00	\$430.00		\$430

**CITY OF LONG BEACH
REVENUE AND COST SUMMARY WORKSHEET
FY 2021-2022**

SERVICE FIRE HYDRANTS		REFERENCE NO. FD-338	
PRIMARY DEPARTMENT FIRE PREVENTION	UNIT OF SERVICE EVENT	SERVICE RECIPIENT 826	
DESCRIPTION OF SERVICE Fire hydrants - to use or operate fire hydrants or valves intended for fire suppression purposes on fire access roads.			
CURRENT FEE STRUCTURE \$255 per event			
<u>REVENUE AND COST COMPARISON</u>			
UNIT REVENUE:	\$255.00	TOTAL REVENUE:	\$255
UNIT COST:	\$430.00	TOTAL COST:	\$430
UNIT PROFIT (SUBSIDY):	\$(175.00)	TOTAL PROFIT (SUBSIDY):	\$(175)
TOTAL UNITS:	1	PCT. COST RECOVERY:	59.30%
SUGGESTED FEE FOR COST RECOVERY OF: 100% \$430 per inspection			

**CITY OF LONG BEACH
COST DETAIL WORKSHEET
FY 2021-2022**

August 11, 2022

**CITY OF LONG BEACH
REVENUE AND COST SUMMARY WORKSHEET
FY 2021-2022**

SERVICE FIRE BUSINESS LICENSE INSPECTION		REFERENCE NO. FD-339	
PRIMARY DEPARTMENT FIRE PREVENTION	UNIT OF SERVICE INSPECTION	SERVICE RECIPIENT	
DESCRIPTION OF SERVICE Fire Life Safety inspection of a new business in the City.			
CURRENT FEE STRUCTURE \$195 per inspection			
<u>REVENUE AND COST COMPARISON</u>			
UNIT REVENUE: \$195.00		TOTAL REVENUE: \$58,500	
UNIT COST: \$322.25		TOTAL COST: \$96,675	
UNIT PROFIT (SUBSIDY): \$(127.25)		TOTAL PROFIT (SUBSIDY): \$(38,175)	
TOTAL UNITS: 300		PCT. COST RECOVERY: 60.51%	
SUGGESTED FEE FOR COST RECOVERY OF: 100% \$320 per inspection			

August 11, 2022

**CITY OF LONG BEACH
COST DETAIL WORKSHEET
FY 2021-2022**

SERVICE FIRE BUSINESS LICENSE INSPECTION				REFERENCE NO. FD-339		
NOTE Unit Costs are an Average of Total Units				TOTAL UNITS 300		
<u>DEPARTMENT</u>	<u>POSITION</u>	<u>TYPE</u>	<u>UNIT TIME</u>	<u>UNIT COST</u>	<u>ANN. UNITS</u>	<u>TOTAL COST</u>
FD CODE ENF	FIREFIGHTER		1.50	\$322.25	300	\$96,675
		TYPE SUBTOTAL	1.50	\$322.25		\$96,675
		TOTALS	1.50	\$322.25		\$96,675

**CITY OF LONG BEACH
REVENUE AND COST SUMMARY WORKSHEET
FY 2021-2022**

SERVICE PLAN & PERMIT PROCESSING		REFERENCE NO. FD-340	
PRIMARY DEPARTMENT FIRE PREVENTION	UNIT OF SERVICE PLAN/PERMIT	SERVICE RECIPIENT 846	
DESCRIPTION OF SERVICE Processing of plans, permits, applications, etc			
CURRENT FEE STRUCTURE \$50 per plan/permit			
<u>REVENUE AND COST COMPARISON</u>			
UNIT REVENUE: \$50.00		TOTAL REVENUE: \$35,000	
UNIT COST: \$18.67		TOTAL COST: \$13,069	
UNIT PROFIT (SUBSIDY): \$31.33		TOTAL PROFIT (SUBSIDY): \$21,931	
TOTAL UNITS: 700		PCT. COST RECOVERY: 267.81%	
SUGGESTED FEE FOR COST RECOVERY OF: 100% \$20 per plan/permit			

**CITY OF LONG BEACH
COST DETAIL WORKSHEET
FY 2021-2022**

August 11, 2022

**CITY OF LONG BEACH
REVENUE AND COST SUMMARY WORKSHEET
FY 2021-2022**

SERVICE COPIES OF MEDICAL DOCUMENTS		REFERENCE NO. FD-350	
PRIMARY DEPARTMENT FIRE ADMINISTRATION	UNIT OF SERVICE PAGE	SERVICE RECIPIENT 3888	
DESCRIPTION OF SERVICE Individuals or companies pay for hard copies of reports or documents. This fee applies specifically to medical reports or documents requested via subpoena. Conforms to California State Evidence Code.			
CURRENT FEE STRUCTURE \$0.10 per page			
<u>REVENUE AND COST COMPARISON</u>			
UNIT REVENUE:	\$0.10	TOTAL REVENUE:	\$10,000
UNIT COST:	\$0.53	TOTAL COST:	\$53,000
UNIT PROFIT (SUBSIDY):	\$(0.43)	TOTAL PROFIT (SUBSIDY):	\$(43,000)
TOTAL UNITS:	100,000	PCT. COST RECOVERY:	18.87%
SUGGESTED FEE FOR COST RECOVERY OF: 100% \$0.10 per page			

**CITY OF LONG BEACH
COST DETAIL WORKSHEET
FY 2021-2022**

SERVICE COPIES OF MEDICAL DOCUMENTS				REFERENCE NO. FD-350		
NOTE Unit Costs are an Average of Total Units				TOTAL UNITS 100,000		
<u>DEPARTMENT</u>	<u>POSITION</u>	<u>TYPE</u>	<u>UNIT TIME</u>	<u>UNIT COST</u>	<u>ANN. UNITS</u>	<u>TOTAL COST</u>
FD ADMIN	CLERK TYPIST III		0.01	\$0.53	100,000	\$53,000
		TYPE SUBTOTAL	0.01	\$0.53		\$53,000
		TOTALS	0.01	\$0.53		\$53,000

**CITY OF LONG BEACH
REVENUE AND COST SUMMARY WORKSHEET
FY 2021-2022**

SERVICE FIRE STAND-BY		REFERENCE NO. FD-351	
PRIMARY DEPARTMENT FIRE OPERATIONS	UNIT OF SERVICE HOUR	SERVICE RECIPIENT 833,834,835,2945	
DESCRIPTION OF SERVICE Event organizers/promoters and film production companies pay for water safety, water traffic control and basic life support (emergency medical technicians) during events or filming.			
CURRENT FEE STRUCTURE Standby - \$41-\$489 per hour, minimum billing of 4 hours Event Overnight Stay (0-299 persons) - \$293 per event Apparatus/Vehicle Usage - \$\$52-\$293 per day			
<u>REVENUE AND COST COMPARISON</u>			
UNIT REVENUE: \$95.24		TOTAL REVENUE: \$200,000	
UNIT COST: \$97.76		TOTAL COST: \$205,296	
UNIT PROFIT (SUBSIDY): \$(2.52)		TOTAL PROFIT (SUBSIDY): \$(5,296)	
TOTAL UNITS: 2,100		PCT. COST RECOVERY: 97.42%	
SUGGESTED FEE FOR COST RECOVERY OF: 100% Charge the fully allocated hourly rates for all personnel involved.			

**CITY OF LONG BEACH
COST DETAIL WORKSHEET
FY 2021-2022**

SERVICE FIRE STAND-BY				REFERENCE NO. FD-351		
NOTE Unit Costs are an Average of Total Units				TOTAL UNITS 2,100		
<u>DEPARTMENT</u>	<u>POSITION</u>	<u>TYPE</u>	<u>UNIT TIME</u>	<u>UNIT COST</u>	<u>ANN. UNITS</u>	<u>TOTAL COST</u>
FD SUPPRESSION	FIREFIGHTER		1.00	\$97.76	2,100	\$205,296
		TYPE SUBTOTAL	1.00	\$97.76		\$205,296
TOTALS			1.00	\$97.76		\$205,296

**CITY OF LONG BEACH
REVENUE AND COST SUMMARY WORKSHEET
FY 2021-2022**

SERVICE COPIES OF REPORTS AND DOCUMENTS		REFERENCE NO. FD-360	
PRIMARY DEPARTMENT FIRE ADMINISTRATION	UNIT OF SERVICE PAGE	SERVICE RECIPIENT 840	
DESCRIPTION OF SERVICE Individuals or companies pay for hard copies of reports or documents. Fees will be charged and collected for duplication of any record, paper, or instrument in an amount consistent with applicable state law.			
CURRENT FEE STRUCTURE \$0.20 per page			
<u>REVENUE AND COST COMPARISON</u>			
UNIT REVENUE:	\$0.20	TOTAL REVENUE:	\$3,000
UNIT COST:	\$0.53	TOTAL COST:	\$7,950
UNIT PROFIT (SUBSIDY):	\$(0.33)	TOTAL PROFIT (SUBSIDY):	\$(4,950)
TOTAL UNITS:	15,000	PCT. COST RECOVERY:	37.74%
SUGGESTED FEE FOR COST RECOVERY OF: 100% \$0.20 per page			

**CITY OF LONG BEACH
COST DETAIL WORKSHEET
FY 2021-2022**

SERVICE COPIES OF REPORTS AND DOCUMENTS				REFERENCE NO. FD-360		
NOTE Unit Costs are an Average of Total Units				TOTAL UNITS 15,000		
<u>DEPARTMENT</u>	<u>POSITION</u>	<u>TYPE</u>	<u>UNIT TIME</u>	<u>UNIT COST</u>	<u>ANN. UNITS</u>	<u>TOTAL COST</u>
FD ADMIN	CLERK TYPIST III		0.01	\$0.53	15,000	\$7,950
		TYPE SUBTOTAL	0.01	\$0.53		\$7,950
		TOTALS	0.01	\$0.53		\$7,950

**CITY OF LONG BEACH
REVENUE AND COST SUMMARY WORKSHEET
FY 2021-2022**

SERVICE JUNIOR LIFEGUARD PROGRAM FEE		REFERENCE NO. FD-363	
PRIMARY DEPARTMENT FIRE OPERATIONS	UNIT OF SERVICE PARTICIPANT	SERVICE RECIPIENT 850	
DESCRIPTION OF SERVICE Parents or guardians of youth pay for them to attend the summer program.			
CURRENT FEE STRUCTURE \$535 per participant			
<u>REVENUE AND COST COMPARISON</u>			
UNIT REVENUE:	\$535.17	TOTAL REVENUE:	\$252,600
UNIT COST:	\$554.10	TOTAL COST:	\$261,535
UNIT PROFIT (SUBSIDY):	<div style="border-top: 1px solid black; border-bottom: 3px double black;"> \$(18.93) </div>	TOTAL PROFIT (SUBSIDY):	<div style="border-top: 1px solid black; border-bottom: 3px double black;"> \$(8,935) </div>
TOTAL UNITS:	472	PCT. COST RECOVERY:	96.58%
SUGGESTED FEE FOR COST RECOVERY OF: 100% \$555 per participant			

**CITY OF LONG BEACH
COST DETAIL WORKSHEET
FY 2021-2022**

SERVICE JUNIOR LIFEGUARD PROGRAM FEE				REFERENCE NO. FD-363		
NOTE Unit Costs are an Average of Total Units				TOTAL UNITS 472		
<u>DEPARTMENT</u>	<u>POSITION</u>	<u>TYPE</u>	<u>UNIT TIME</u>	<u>UNIT COST</u>	<u>ANN. UNITS</u>	<u>TOTAL COST</u>
MARINE SAFETY-JUNIOI	ASST ADMIN ANALYST I	25%	0.87	\$78.46	472	\$37,033
MARINE SAFETY-JUNIOI	MARINE SFTY OFCR	25%	0.87	\$144.34	472	\$68,128
MARINE SAFETY-JUNIOI	LIFEGUARD-HOURLY-NC-PT	100% Of 1.2	4.63	\$331.30	472	\$156,374
		TYPE SUBTOTAL	6.36	\$554.10		\$261,535
TOTALS			6.36	\$554.10		\$261,535

**CITY OF LONG BEACH
REVENUE AND COST SUMMARY WORKSHEET
FY 2021-2022**

SERVICE SUBPOENA FEE		REFERENCE NO. FD-364	
PRIMARY DEPARTMENT FIRE ADMINISTRATION	UNIT OF SERVICE REPORT	SERVICE RECIPIENT 853	
DESCRIPTION OF SERVICE Copy of report for a subpoena or record request from a law office with signed client (patient) authorization. As established by State law.			
CURRENT FEE STRUCTURE \$15 per report			
<u>REVENUE AND COST COMPARISON</u>			
UNIT REVENUE: \$15.00		TOTAL REVENUE: \$15	
UNIT COST: \$27.00		TOTAL COST: \$27	
UNIT PROFIT (SUBSIDY): \$(12.00)		TOTAL PROFIT (SUBSIDY): \$(12)	
TOTAL UNITS: 1		PCT. COST RECOVERY: 55.56%	
SUGGESTED FEE FOR COST RECOVERY OF: 100% \$15 per report Fee is set by the Courts			

**CITY OF LONG BEACH
COST DETAIL WORKSHEET
FY 2021-2022**

SERVICE SUBPOENA FEE				REFERENCE NO. FD-364		
NOTE Unit Costs are an Average of Total Units				TOTAL UNITS 1		
<u>DEPARTMENT</u>	<u>POSITION</u>	<u>TYPE</u>	<u>UNIT TIME</u>	<u>UNIT COST</u>	<u>ANN. UNITS</u>	<u>TOTAL COST</u>
FD ADMIN	CLERK TYPIST III		0.50	\$26.58	1	\$27
		TYPE SUBTOTAL	0.50	\$26.58		\$27
		TOTALS	0.50	\$27.00		\$27

**CITY OF LONG BEACH
REVENUE AND COST SUMMARY WORKSHEET
FY 2021-2022**

SERVICE EMS NON-TRANSPORT RESPONSE		REFERENCE NO. FD-500	
PRIMARY DEPARTMENT FIRE OPERATIONS	UNIT OF SERVICE RESPONSE	SERVICE RECIPIENT	
DESCRIPTION OF SERVICE Charged whenever a person is medically evaluated and/or treated by Fire Department first responders. The fee is separate from existing ambulance transport fees.			
CURRENT FEE STRUCTURE \$250 per response			
<u>REVENUE AND COST COMPARISON</u>			
UNIT REVENUE:	\$52.34	TOTAL REVENUE:	\$1,477,867
UNIT COST:	\$1,069.29	TOTAL COST:	\$30,194,611
UNIT PROFIT (SUBSIDY):	\$(1,016.95)	TOTAL PROFIT (SUBSIDY):	\$(28,716,744)
TOTAL UNITS:	28,238	PCT. COST RECOVERY:	4.89%
SUGGESTED FEE FOR COST RECOVERY OF: 25% \$250 per response			

**CITY OF LONG BEACH
COST DETAIL WORKSHEET
FY 2021-2022**

SERVICE				REFERENCE NO.		
EMS NON-TRANSPORT RESPONSE				FD-500		
NOTE				TOTAL UNITS		
Unit Costs are an Average of Total Units				28,238		
<u>DEPARTMENT</u>	<u>POSITION</u>	<u>TYPE</u>	<u>UNIT TIME</u>	<u>UNIT COST</u>	<u>ANN. UNITS</u>	<u>TOTAL COST</u>
FD EMS RESP-PARAMEI	FIREFIGHTER	20.65% Of 84	1.49	\$175.55	28,238	\$4,957,181
FD EMS RESP-PARAMEI	FIREFIGHTER	11.64% Of 6 Boat	0.06	\$7.11	28,238	\$200,772
FD EMS RESP-PARAMEI	AMBULANCE OPERATOR	11.30% Of 26	0.17	\$8.16	28,238	\$230,422
FD SUPPRESSION	BATTALION CHIEF	11.66% Of 9	0.09	\$15.99	28,238	\$451,526
FD SUPPRESSION	FIRE BOAT PILOT	14.28% Of 6	0.07	\$10.11	28,238	\$285,486
FD SUPPRESSION	FIRE CAPTAIN	32.51% Of 66	1.84	\$268.83	28,238	\$7,591,222
FD SUPPRESSION	FIRE CAPTAIN	14.28% Of 6 Boat	0.07	\$10.74	28,238	\$303,276
FD SUPPRESSION	FIRE ENGINEER	32.51% Of 72	2.01	\$251.87	28,238	\$7,112,305
FD SUPPRESSION	FIRE ENGINEER	14.28% Of 12 Boat	0.15	\$18.44	28,238	\$520,709
FD SUPPRESSION	FIREFIGHTER	32.51% Of 102	2.85	\$278.36	28,238	\$7,860,330
FD SUPPRESSION	FIREFIGHTER	14.28% Of 6	0.07	\$7.16	28,238	\$202,184
MARINE SAFETY-BEACH	FIRE CAPTAIN	4.31% Of 1.5	0.01	\$0.98	28,238	\$27,673
MARINE SAFETY-BEACH	MARINE SFTY SGT-BTOP	4.31% Of 6	0.02	\$2.88	28,238	\$81,325
MARINE SAFETY-BEACH	MARINE SFTY CAPTAIN	4.31% Of 3	0.01	\$1.77	28,238	\$49,981
MARINE SAFETY-BEACH	MARINE SFTY OFCR	4.31% Of 7.75	0.02	\$3.07	28,238	\$86,691
MARINE SAFETY-BEACH	LIFEGUARD-HOURLY-NC-PT	4.31%	0.05	\$3.91	28,238	\$110,411
MARINE SAFETY-RESCL	FIRE CAPTAIN	4.31% Of 1.5	0.01	\$1.01	28,238	\$28,520
MARINE SAFETY-RESCL	MARINE SFTY SGT-BTOP	4.31% Of 3	0.01	\$1.52	28,238	\$42,922
MARINE SAFETY-RESCL	MARINE SFTY CAPTAIN	4.31% Of 1	0.00	\$0.62	28,238	\$17,508
MARINE SAFETY-RESCL	MARINE SFTY OFCR	4.31% Of 3	0.01	\$1.21	28,238	\$34,168
TYPE SUBTOTAL			9.00	\$1,069.29		\$30,194,611
TOTALS			9.00	\$1,069.29		\$30,194,611

**CITY OF LONG BEACH
REVENUE AND COST SUMMARY WORKSHEET
FY 2021-2022**

SERVICE BASIC LIFE SUPPORT TRANSPORT RESP.		REFERENCE NO. FD-501	
PRIMARY DEPARTMENT FIRE OPERATIONS	UNIT OF SERVICE RESPONSE	SERVICE RECIPIENT 603,605,607	
DESCRIPTION OF SERVICE Transport patient with equipment and personnel at a basic life support (BLS) level.			
CURRENT FEE STRUCTURE \$1,702 per patient transport plus \$18.50 per mile plus 1.75x cost of medical supplies plus various costs for various medical services			
<u>REVENUE AND COST COMPARISON</u>			
UNIT REVENUE:	\$957.28	TOTAL REVENUE:	\$4,893,632
UNIT COST:	\$1,863.10	TOTAL COST:	\$9,524,167
UNIT PROFIT (SUBSIDY):	\$(905.82)	TOTAL PROFIT (SUBSIDY):	\$(4,630,535)
TOTAL UNITS:	5,112	PCT. COST RECOVERY:	51.38%
SUGGESTED FEE FOR COST RECOVERY OF: 100% Charge the current Los Angeles County Ambulance Rates, which for Fiscal Year 2022-2023 will be \$1,809 plus associated Mileage Rates and Special Charges			

August 11, 2022

**CITY OF LONG BEACH
COST DETAIL WORKSHEET
FY 2021-2022**

SERVICE				REFERENCE NO.		
BASIC LIFE SUPPORT TRANSPORT RESP.				FD-501		
NOTE				TOTAL UNITS		
Unit Costs are an Average of Total Units				5,112		
<u>DEPARTMENT</u>	<u>POSITION</u>	<u>TYPE</u>	<u>UNIT TIME</u>	<u>UNIT COST</u>	<u>ANN. UNITS</u>	<u>TOTAL COST</u>
FD EMS RESP-PARAMEI	FIREFIGHTER	6.68% Of 84	2.66	\$313.51	5,112	\$1,602,663
FD EMS RESP-PARAMEI	FIREFIGHTER	1.93% Of 6 Boat	0.06	\$6.54	5,112	\$33,432
FD EMS RESP-PARAMEI	AMBULANCE OPERATOR	39.32% Of 26	3.28	\$156.94	5,112	\$802,277
FD SUPPRESSION	BATTALION CHIEF	2.61% Of 9	0.11	\$19.77	5,112	\$101,064
FD SUPPRESSION	FIRE BOAT PILOT	1.92% Of 6	0.05	\$7.51	5,112	\$38,391
FD SUPPRESSION	FIRE CAPTAIN	1.92% Of 6 Boat	0.05	\$7.97	5,112	\$40,743
FD SUPPRESSION	FIRE CAPTAIN	9.25% Of 66	2.90	\$422.58	5,112	\$2,160,229
FD SUPPRESSION	FIRE ENGINEER	1.92% Of 12 Boat	0.11	\$13.48	5,112	\$68,910
FD SUPPRESSION	FIRE ENGINEER	9.25% Of 72	3.16	\$395.87	5,112	\$2,023,687
FD SUPPRESSION	FIREFIGHTER	1.92% Of 6 Boat	0.06	\$5.51	5,112	\$28,167
FD SUPPRESSION	FIREFIGHTER	9.25% Of 102	4.48	\$437.74	5,112	\$2,237,727
MARINE SAFETY-BEACH	FIRE CAPTAIN	3.48% Of 1.5	0.02	\$4.38	5,112	\$22,391
MARINE SAFETY-BEACH	MARINE SFTY SGT-BTOP	3.48% Of 6	0.07	\$12.86	5,112	\$65,740
MARINE SAFETY-BEACH	MARINE SFTY CAPTAIN	3.48% Of 3	0.03	\$7.89	5,112	\$40,334
MARINE SAFETY-BEACH	MARINE SFTY OFCR	3.48% Of 7.75	0.09	\$13.71	5,112	\$70,086
MARINE SAFETY-BEACH	LIFEGUARD-HOURLY-NC-PT	3.48%	0.24	\$17.42	5,112	\$89,051
MARINE SAFETY-RESCL	FIRE CAPTAIN	3.48% Of 1.5	0.02	\$4.51	5,112	\$23,055
MARINE SAFETY-RESCL	MARINE SFTY SGT-BTOP	3.48% Of 3	0.03	\$6.77	5,112	\$34,608
MARINE SAFETY-RESCL	MARINE SFTY CAPTAIN	3.48% Of 1	0.01	\$2.75	5,112	\$14,058
MARINE SAFETY-RESCL	MARINE SFTY OFCR	3.48% Of 3	0.03	\$5.39	5,112	\$27,554
TYPE SUBTOTAL			17.47	\$1,863.10		\$9,524,167
TOTALS			17.47	\$1,863.10		\$9,524,167

**CITY OF LONG BEACH
REVENUE AND COST SUMMARY WORKSHEET
FY 2021-2022**

SERVICE ADVANCED LIFE SUPP. TRANSPORT RESP.		REFERENCE NO. FD-502	
PRIMARY DEPARTMENT FIRE OPERATIONS	UNIT OF SERVICE RESPONSE	SERVICE RECIPIENT 602,604,606	
DESCRIPTION OF SERVICE Transport patient with equipment and personnel at an advanced life support (ALS) level.			
CURRENT FEE STRUCTURE \$2,550 per patient transport plus \$18.50 per mile plus 1.75x cost of medical supplies plus various costs for various medical services			
<u>REVENUE AND COST COMPARISON</u>			
UNIT REVENUE:	\$479.63	TOTAL REVENUE:	\$8,944,707
UNIT COST:	\$2,658.59	TOTAL COST:	\$49,580,045
UNIT PROFIT (SUBSIDY):	\$(2,178.96)	TOTAL PROFIT (SUBSIDY):	\$(40,635,338)
TOTAL UNITS:	18,649	PCT. COST RECOVERY:	18.04%
SUGGESTED FEE FOR COST RECOVERY OF: 100% Charge the current Los Angeles County Ambulance Rates, which for Fiscal Year 2022-2023 will be \$2,710 plus associated Mileage Rates and Special Charges			

**CITY OF LONG BEACH
COST DETAIL WORKSHEET
FY 2021-2022**

SERVICE				REFERENCE NO.		
ADVANCED LIFE SUPP. TRANSPORT RESP.				FD-502		
NOTE				TOTAL UNITS		
Unit Costs are an Average of Total Units				18,649		
<u>DEPARTMENT</u>	<u>POSITION</u>	<u>TYPE</u>	<u>UNIT TIME</u>	<u>UNIT COST</u>	<u>ANN. UNITS</u>	<u>TOTAL COST</u>
FD EMS RESP-PARAMEI	FIREFIGHTER	70.60% Of 84	7.71	\$909.33	18,649	\$16,958,095
FD EMS RESP-PARAMEI	FIREFIGHTER	10.05% Of 6 Boat	0.08	\$9.24	18,649	\$172,317
FD EMS RESP-PARAMEI	AMBULANCE OPERATOR	49.00% Of 26	1.12	\$53.61	18,649	\$999,773
FD EMS RESP-PARAMEI		State Admin Expense	0.00	\$42.90	18,649	\$800,042
FD EMS RESP-PARAMEI		Medical Supplies	0.00	\$32.07	18,649	\$598,073
FD SUPPRESSION	BATTALION CHIEF	11.97% Of 9	0.14	\$24.85	18,649	\$463,428
FD SUPPRESSION	FIRE BOAT PILOT	10.00% Of 6	0.08	\$10.72	18,649	\$199,917
FD SUPPRESSION	FIRE CAPTAIN	10% Of 6 Boat	0.08	\$11.34	18,649	\$211,480
FD SUPPRESSION	FIRE CAPTAIN	38.72% Of 66	3.32	\$484.79	18,649	\$9,040,849
FD SUPPRESSION	FIRE ENGINEER	38.72% Of 72	3.63	\$454.18	18,649	\$8,470,003
FD SUPPRESSION	FIRE ENGINEER	10% Of 12 Boat	0.16	\$19.57	18,649	\$364,961
FD SUPPRESSION	FIREFIGHTER	38.72% Of 102	5.14	\$502.07	18,649	\$9,363,103
FD SUPPRESSION	FIREFIGHTER	10% Of 6 Boat	0.08	\$7.69	18,649	\$143,411
MARINE SAFETY-BEACH	FIRE CAPTAIN	16.14% Of 1.5	0.03	\$5.57	18,649	\$103,875
MARINE SAFETY-BEACH	MARINE SFTY SGT-BTOP	16.14% Of 6	0.09	\$16.35	18,649	\$304,911
MARINE SAFETY-BEACH	MARINE SFTY CAPTAIN	16.14% Of 3	0.04	\$10.04	18,649	\$187,236
MARINE SAFETY-BEACH	MARINE SFTY OFCR	16.14% Of 7.75	0.11	\$17.43	18,649	\$325,052
MARINE SAFETY-BEACH	LIFEGUARD-HOURLY-NC-PT	16.14%	0.31	\$22.14	18,649	\$412,889
MARINE SAFETY-RESCL	FIRE CAPTAIN	16.14% Of 1.5	0.03	\$5.73	18,649	\$106,859
MARINE SAFETY-RESCL	MARINE SFTY SGT-BTOP	16.14% Of 3	0.04	\$8.61	18,649	\$160,568
MARINE SAFETY-RESCL	MARINE SFTY CAPTAIN	16.14% Of 1	0.01	\$3.50	18,649	\$65,272
MARINE SAFETY-RESCL	MARINE SFTY OFCR	16.14% Of 3	0.04	\$6.86	18,649	\$127,932
TYPE SUBTOTAL			22.24	\$2,658.59		\$49,580,045
TOTALS			22.24	\$2,658.59		\$49,580,045

**CITY OF LONG BEACH
REVENUE AND COST SUMMARY WORKSHEET
FY 2021-2022**

SERVICE VEH ACCIDENT/HAZ MAT RELEASE RESP.		REFERENCE NO. FD-511	
PRIMARY DEPARTMENT FIRE OPERATIONS	UNIT OF SERVICE INCIDENT	SERVICE RECIPIENT	
DESCRIPTION OF SERVICE Responding to a vehicle collision and any hazardous materials clean-up.			
CURRENT FEE STRUCTURE \$319 - \$1,923 per incident			
<u>REVENUE AND COST COMPARISON</u>			
UNIT REVENUE:	\$0.00	TOTAL REVENUE:	\$0
UNIT COST:	\$97.75	TOTAL COST:	\$131,572
UNIT PROFIT (SUBSIDY):	\$(97.75)	TOTAL PROFIT (SUBSIDY):	\$(131,572)
TOTAL UNITS:	1,346	PCT. COST RECOVERY:	0.00%
SUGGESTED FEE FOR COST RECOVERY OF: 100% Charge the fully allocated hourly rate for all responding personnel plus any outside costs.			

**CITY OF LONG BEACH
COST DETAIL WORKSHEET
FY 2021-2022**

SERVICE VEH ACCIDENT/HAZ MAT RELEASE RESP.				REFERENCE NO. FD-511		
NOTE Unit Costs are an Average of Total Units				TOTAL UNITS 1,346		
<u>DEPARTMENT</u>	<u>POSITION</u>	<u>TYPE</u>	<u>UNIT TIME</u>	<u>UNIT COST</u>	<u>ANN. UNITS</u>	<u>TOTAL COST</u>
FD SUPPRESSION	FIREFIGHTER		1.00	\$97.75	1,346	\$131,572
		TYPE SUBTOTAL	1.00	\$97.75		\$131,572
		TOTALS	1.00	\$97.75		\$131,572

**CITY OF LONG BEACH
REVENUE AND COST SUMMARY WORKSHEET
FY 2021-2022**

SERVICE FIRE FALSE ALARM RESPONSE		REFERENCE NO. FD-520	
PRIMARY DEPARTMENT FIRE OPERATIONS	UNIT OF SERVICE RESPONSE	SERVICE RECIPIENT	
DESCRIPTION OF SERVICE Responding to a false fire alarm.			
CURRENT FEE STRUCTURE None			
<u>REVENUE AND COST COMPARISON</u>			
UNIT REVENUE:	\$0.00	TOTAL REVENUE:	\$0
UNIT COST:	\$233.20	TOTAL COST:	\$23,320
UNIT PROFIT (SUBSIDY):	\$(233.20)	TOTAL PROFIT (SUBSIDY):	\$(23,320)
TOTAL UNITS:	100	PCT. COST RECOVERY:	0.00%
SUGGESTED FEE FOR COST RECOVERY OF: 100% First three responses in a calendar year - No Charge 4th response - \$235 5th response - \$470 6th and subsequent responses - \$705			

**CITY OF LONG BEACH
COST DETAIL WORKSHEET
FY 2021-2022**

SERVICE FIRE FALSE ALARM RESPONSE				REFERENCE NO. FD-520		
NOTE Unit Costs are an Average of Total Units				TOTAL UNITS 100		
<u>DEPARTMENT</u>	<u>POSITION</u>	<u>TYPE</u>	<u>UNIT TIME</u>	<u>UNIT COST</u>	<u>ANN. UNITS</u>	<u>TOTAL COST</u>
FD SUPPRESSION	FIRE CAPTAIN		0.50	\$72.86	100	\$7,286
FD SUPPRESSION	FIRE ENGINEER		0.50	\$62.53	100	\$6,253
FD SUPPRESSION	FIREFIGHTER		1.00	\$97.81	100	\$9,781
TYPE SUBTOTAL			2.00	\$233.20		\$23,320
TOTALS			2.00	\$233.20		\$23,320

**CITY OF LONG BEACH
REVENUE AND COST SUMMARY WORKSHEET
FY 2021-2022**

SERVICE VESSEL TOWING & HAULING		REFERENCE NO. FD-550	
PRIMARY DEPARTMENT FIRE OPERATIONS	UNIT OF SERVICE VESSEL	SERVICE RECIPIENT	
DESCRIPTION OF SERVICE Requested or required towing service for a boat.			
CURRENT FEE STRUCTURE \$185 per hour, minimum of 1 hour			
<u>REVENUE AND COST COMPARISON</u>			
UNIT REVENUE:	\$185.00	TOTAL REVENUE:	\$18,500
UNIT COST:	\$363.50	TOTAL COST:	\$36,350
UNIT PROFIT (SUBSIDY):	<div style="border-top: 1px solid black; border-bottom: 3px double black;"> \$(178.50) </div>	TOTAL PROFIT (SUBSIDY):	<div style="border-top: 1px solid black; border-bottom: 3px double black;"> \$(17,850) </div>
TOTAL UNITS:	100	PCT. COST RECOVERY:	50.89%
SUGGESTED FEE FOR COST RECOVERY OF: 100% Charge the fully allocated hourly rates for all personnel involved plus any outside costs.			

**CITY OF LONG BEACH
COST DETAIL WORKSHEET
FY 2021-2022**

SERVICE VESSEL TOWING & HAULING				REFERENCE NO. FD-550		
NOTE Unit Costs are an Average of Total Units				TOTAL UNITS 100		
<u>DEPARTMENT</u>	<u>POSITION</u>	<u>TYPE</u>	<u>UNIT TIME</u>	<u>UNIT COST</u>	<u>ANN. UNITS</u>	<u>TOTAL COST</u>
MARINE SAFETY-RESCL	MARINE SFTY SGT-BTOP	Hourly	1.00	\$202.39	100	\$20,239
MARINE SAFETY-RESCL	MARINE SFTY OFCR	Hourly	1.00	\$161.11	100	\$16,111
TYPE SUBTOTAL			2.00	\$363.50		\$36,350
TOTALS			2.00	\$363.50		\$36,350

**CITY OF LONG BEACH
REVENUE AND COST SUMMARY WORKSHEET
FY 2021-2022**

SERVICE VESSEL IMPOUND TOWING		REFERENCE NO. FD-551	
PRIMARY DEPARTMENT FIRE OPERATIONS	UNIT OF SERVICE VESSEL	SERVICE RECIPIENT	
DESCRIPTION OF SERVICE Towing an impounded boat.			
CURRENT FEE STRUCTURE \$5.95 per foot of overall vessel length			
<u>REVENUE AND COST COMPARISON</u>			
UNIT REVENUE:	\$238.00	TOTAL REVENUE:	\$35,700
UNIT COST:	\$363.50	TOTAL COST:	\$54,525
UNIT PROFIT (SUBSIDY):	\$(125.50)	TOTAL PROFIT (SUBSIDY):	\$(18,825)
TOTAL UNITS:	150	PCT. COST RECOVERY:	65.47%
SUGGESTED FEE FOR COST RECOVERY OF: 100% Charge the fully allocated hourly rates for all personnel involved plus any outside costs.			

**CITY OF LONG BEACH
COST DETAIL WORKSHEET
FY 2021-2022**

SERVICE VESSEL IMPOUND TOWING				REFERENCE NO. FD-551		
NOTE Unit Costs are an Average of Total Units				TOTAL UNITS 150		
<u>DEPARTMENT</u>	<u>POSITION</u>	<u>TYPE</u>	<u>UNIT TIME</u>	<u>UNIT COST</u>	<u>ANN. UNITS</u>	<u>TOTAL COST</u>
MARINE SAFETY-RESCL	MARINE SFTY SGT-BTOP	Hourly	1.00	\$202.39	150	\$30,359
MARINE SAFETY-RESCL	MARINE SFTY OFCR	Hourly	1.00	\$161.11	150	\$24,167
TYPE SUBTOTAL			2.00	\$363.50		\$54,525
TOTALS			2.00	\$363.50		\$54,525

**CITY OF LONG BEACH
REVENUE AND COST SUMMARY WORKSHEET
FY 2021-2022**

SERVICE VESSEL IMPOUND		REFERENCE NO. FD-552	
PRIMARY DEPARTMENT FIRE OPERATIONS	UNIT OF SERVICE VESSEL	SERVICE RECIPIENT	
DESCRIPTION OF SERVICE Impounding of a boat.			
CURRENT FEE STRUCTURE \$144 per impound			
<u>REVENUE AND COST COMPARISON</u>			
UNIT REVENUE:	\$144.00	TOTAL REVENUE:	\$21,600
UNIT COST:	\$363.50	TOTAL COST:	\$54,525
UNIT PROFIT (SUBSIDY):	\$(219.50)	TOTAL PROFIT (SUBSIDY):	\$(32,925)
TOTAL UNITS:	150	PCT. COST RECOVERY:	39.61%
SUGGESTED FEE FOR COST RECOVERY OF: 100% Charge the fully allocated hourly rates for all personnel involved plus any outside costs.			

**CITY OF LONG BEACH
COST DETAIL WORKSHEET
FY 2021-2022**

SERVICE VESSEL IMPOUND				REFERENCE NO. FD-552		
NOTE Unit Costs are an Average of Total Units				TOTAL UNITS 150		
<u>DEPARTMENT</u>	<u>POSITION</u>	<u>TYPE</u>	<u>UNIT TIME</u>	<u>UNIT COST</u>	<u>ANN. UNITS</u>	<u>TOTAL COST</u>
MARINE SAFETY-RESCL	MARINE SFTY SGT-BTOP		1.00	\$202.39	150	\$30,359
MARINE SAFETY-RESCL	MARINE SFTY OFCR		1.00	\$161.11	150	\$24,167
		TYPE SUBTOTAL	2.00	\$363.50		\$54,525
		TOTALS	2.00	\$363.50		\$54,525

**CITY OF LONG BEACH
REVENUE AND COST SUMMARY WORKSHEET
FY 2021-2022**

SERVICE NON-EMERG DEWATERING PUMP-OUT		REFERENCE NO. FD-553	
PRIMARY DEPARTMENT FIRE OPERATIONS	UNIT OF SERVICE RESPONSE	SERVICE RECIPIENT	
DESCRIPTION OF SERVICE Providing a non-emergency dewatering pump-out to a boat owner.			
CURRENT FEE STRUCTURE \$175 per hour, minimum of one hour			
<u>REVENUE AND COST COMPARISON</u>			
UNIT REVENUE:	\$175.00	TOTAL REVENUE:	\$2,100
UNIT COST:	\$363.50	TOTAL COST:	\$4,362
UNIT PROFIT (SUBSIDY):	\$(188.50)	TOTAL PROFIT (SUBSIDY):	\$(2,262)
TOTAL UNITS:	12	PCT. COST RECOVERY:	48.14%
SUGGESTED FEE FOR COST RECOVERY OF: 100% Charge the fully allocated hourly rates for all personnel involved plus any outside costs.			

**CITY OF LONG BEACH
COST DETAIL WORKSHEET
FY 2021-2022**

SERVICE NON-EMERG DEWATERING PUMP-OUT				REFERENCE NO. FD-553		
NOTE Unit Costs are an Average of Total Units				TOTAL UNITS 12		
<u>DEPARTMENT</u>	<u>POSITION</u>	<u>TYPE</u>	<u>UNIT TIME</u>	<u>UNIT COST</u>	<u>ANN. UNITS</u>	<u>TOTAL COST</u>
MARINE SAFETY-RESCL	MARINE SFTY SGT-BTOP	Hourly	1.00	\$202.39	12	\$2,429
MARINE SAFETY-RESCL	MARINE SFTY OFCR	Hourly	1.00	\$161.11	12	\$1,933
TYPE SUBTOTAL			2.00	\$363.50		\$4,362
TOTALS			2.00	\$363.50		\$4,362

**CITY OF LONG BEACH
REVENUE AND COST SUMMARY WORKSHEET
FY 2021-2022**

SERVICE DOCK TELEPHONE LINE INSTALLATION		REFERENCE NO. FD-554	
PRIMARY DEPARTMENT FIRE OPERATIONS	UNIT OF SERVICE REQUEST	SERVICE RECIPIENT	
DESCRIPTION OF SERVICE Installation of a telephone line to a dock box at a boat slip on request.			
CURRENT FEE STRUCTURE \$175 per hour, minimum of one hour			
<u>REVENUE AND COST COMPARISON</u>			
UNIT REVENUE:	\$0.00	TOTAL REVENUE:	\$0
UNIT COST:	\$0.00	TOTAL COST:	\$0
UNIT PROFIT (SUBSIDY):	\$0.00	TOTAL PROFIT (SUBSIDY):	\$0
TOTAL UNITS:	0	PCT. COST RECOVERY:	0.00%
SUGGESTED FEE FOR COST RECOVERY OF: 100% This service is no longer provided so it should be removed from the fee schedule			

August 11, 2022

**CITY OF LONG BEACH
COST DETAIL WORKSHEET
FY 2021-2022**

SERVICE DOCK TELEPHONE LINE INSTALLATION				REFERENCE NO. FD-554		
NOTE Unit Costs are an Average of Total Units				TOTAL UNITS 0		
<u>DEPARTMENT</u>	<u>POSITION</u>	<u>TYPE</u>	<u>UNIT TIME</u>	<u>UNIT COST</u>	<u>ANN. UNITS</u>	<u>TOTAL COST</u>
			0.00	\$0.00	0	\$0
		TYPE SUBTOTAL	0.00	\$0.00		\$0
		TOTALS	0.00	\$0.00		\$0

**CITY OF LONG BEACH
REVENUE AND COST SUMMARY WORKSHEET
FY 2021-2022**

SERVICE NON-EMERGENCY DIVE OPERATION		REFERENCE NO. FD-555	
PRIMARY DEPARTMENT FIRE OPERATIONS	UNIT OF SERVICE REQUEST	SERVICE RECIPIENT	
DESCRIPTION OF SERVICE Providing non-emergency dive services on request.			
CURRENT FEE STRUCTURE \$314 per hour, 1 hour minimum			
<u>REVENUE AND COST COMPARISON</u>			
UNIT REVENUE:	\$314.00	TOTAL REVENUE:	\$3,768
UNIT COST:	\$609.92	TOTAL COST:	\$7,319
UNIT PROFIT (SUBSIDY):	\$(295.92)	TOTAL PROFIT (SUBSIDY):	\$(3,551)
TOTAL UNITS:	12	PCT. COST RECOVERY:	51.48%
SUGGESTED FEE FOR COST RECOVERY OF: 100% Charge the fully allocated hourly rates for all personnel involved plus any outside costs.			

**CITY OF LONG BEACH
COST DETAIL WORKSHEET
FY 2021-2022**

SERVICE NON-EMERGENCY DIVE OPERATION				REFERENCE NO. FD-555		
NOTE Unit Costs are an Average of Total Units				TOTAL UNITS 12		
<u>DEPARTMENT</u>	<u>POSITION</u>	<u>TYPE</u>	<u>UNIT TIME</u>	<u>UNIT COST</u>	<u>ANN. UNITS</u>	<u>TOTAL COST</u>
MARINE SAFETY-RESCL	MARINE SFTY SGT-BTOP	Hourly	1.00	\$202.39	12	\$2,429
MARINE SAFETY-RESCL	MARINE SFTY CAPTAIN	Hourly	1.00	\$246.45	12	\$2,957
MARINE SAFETY-RESCL	MARINE SFTY OFCR	Hourly	1.00	\$161.11	12	\$1,933
TYPE SUBTOTAL			3.00	\$609.95		\$7,319
TOTALS			3.00	\$609.92		\$7,319

**CITY OF LONG BEACH
REVENUE AND COST SUMMARY WORKSHEET
FY 2021-2022**

SERVICE CONTAINMENT BOOM DEPLOYMENT		REFERENCE NO. FD-556	
PRIMARY DEPARTMENT FIRE OPERATIONS	UNIT OF SERVICE INCIDENT	SERVICE RECIPIENT	
DESCRIPTION OF SERVICE If a hazardous substance is released into the water, marine safety members will contain the substance with disposable boom material deployed on the water.			
CURRENT FEE STRUCTURE \$180 per hour, minimum of one hour			
<u>REVENUE AND COST COMPARISON</u>			
UNIT REVENUE:	\$180.00	TOTAL REVENUE:	\$2,160
UNIT COST:	\$363.50	TOTAL COST:	\$4,362
UNIT PROFIT (SUBSIDY):	\$(183.50)	TOTAL PROFIT (SUBSIDY):	\$(2,202)
TOTAL UNITS:	12	PCT. COST RECOVERY:	49.52%
SUGGESTED FEE FOR COST RECOVERY OF: 100% Charge the fully allocated hourly rates for all personnel involved plus any outside costs.			

**CITY OF LONG BEACH
COST DETAIL WORKSHEET
FY 2021-2022**

SERVICE CONTAINMENT BOOM DEPLOYMENT				REFERENCE NO. FD-556		
NOTE Unit Costs are an Average of Total Units				TOTAL UNITS 12		
<u>DEPARTMENT</u>	<u>POSITION</u>	<u>TYPE</u>	<u>UNIT TIME</u>	<u>UNIT COST</u>	<u>ANN. UNITS</u>	<u>TOTAL COST</u>
MARINE SAFETY-RESCL	MARINE SFTY SGT-BTOP	Hourly	1.00	\$202.39	12	\$2,429
MARINE SAFETY-RESCL	MARINE SFTY OFCR	Hourly	1.00	\$161.11	12	\$1,933
TYPE SUBTOTAL			2.00	\$363.50		\$4,362
TOTALS			2.00	\$363.50		\$4,362

**CITY OF LONG BEACH
REVENUE AND COST SUMMARY WORKSHEET
FY 2021-2022**

SERVICE FIRE DEPARTMENT TRAINING CENTER		REFERENCE NO. FD-580	
PRIMARY DEPARTMENT FIRE SUPPORT	UNIT OF SERVICE N/A	SERVICE RECIPIENT	
DESCRIPTION OF SERVICE Providing props and facilities for training use by other fire agencies.			
CURRENT FEE STRUCTURE Various fees			
<u>REVENUE AND COST COMPARISON</u>			
UNIT REVENUE:	\$762,914.00	TOTAL REVENUE:	\$762,914
UNIT COST:	\$2,585,409.00	TOTAL COST:	\$2,585,409
UNIT PROFIT (SUBSIDY):	<u>\$(1,822,495.00)</u>	TOTAL PROFIT (SUBSIDY):	<u>\$(1,822,495)</u>
TOTAL UNITS:	1	PCT. COST RECOVERY:	29.51%
SUGGESTED FEE FOR COST RECOVERY OF: 100% The Department should charge market rates for these services.			

**CITY OF LONG BEACH
COST DETAIL WORKSHEET
FY 2021-2022**

SERVICE FIRE DEPARTMENT TRAINING CENTER				REFERENCE NO. FD-580		
NOTE Unit Costs are an Average of Total Units				TOTAL UNITS 1		
<u>DEPARTMENT</u>	<u>POSITION</u>	<u>TYPE</u>	<u>UNIT TIME</u>	<u>UNIT COST</u>	<u>ANN. UNITS</u>	<u>TOTAL COST</u>
FD TRAINING-IN-SERVIC	ASST FIRE CHIEF	100%	1,639.00	\$464,689.28	1	\$464,689
FD TRAINING-IN-SERVIC	ADMIN AIDE II	100%	1,639.00	\$133,873.52	1	\$133,874
FD TRAINING-IN-SERVIC	BATTALION CHIEF	100%	2,425.00	\$427,091.00	1	\$427,091
FD TRAINING-IN-SERVIC	FIRE CAPTAIN	100% Of 4	9,700.00	\$1,403,784.00	1	\$1,403,784
FD TRAINING-IN-SERVIC		Contract Services	0.00	\$71,805.00	1	\$71,805
FD TRAINING-IN-SERVIC		Building Expenses	0.00	\$69,166.00	1	\$69,166
FD TRAINING-REGION T		Training/Seminars	0.00	\$15,000.00	1	\$15,000
		TYPE SUBTOTAL	15,403.00	\$2,585,408.80		\$2,585,409
TOTALS			15,403.00	\$2,585,409.00		\$2,585,409

**Cost of Services Study
for the
City of Long Beach
Environmental Health
FEBRUARY 2023**



Prepared by:
Revenue & Cost Specialists, LLC

1519 E Chapman Ave, Ste C

Fullerton, CA 92831

www.revenuecost.com

(714) 992-9020

THIS PAGE INTENTIONALLY BLANK

TABLE OF CONTENTS

TABLE OF CONTENTS.....	3
EXECUTIVE SUMMARY	5
CHAPTER I BACKGROUND OF STUDY	9
Financing Adjustments Pursuant to Proposition 4	10
Desirability of Direct Relationship between Payment and Service	10
Impact of Propositions 4, 13, 26, and 218	11
Text Topics.....	12
CHAPTER II IDENTIFYING AND COSTING SERVICE CENTERS	13
Identifying Service Centers	13
Resultant Service Centers	14
Types of Costs.....	14
Fully Allocated Hourly Rates.....	17
CHAPTER III OVERVIEW OF SERVICE REVENUES MATCHED AGAINST COSTS	19
Accounting for All Revenues – Fees and Taxes/Grants.....	19
Personal Choice versus Community Supported Services	26
Policy Review Information.....	26
Result of Acceptance of Fee Suggestions.....	26
CHAPTER IV SERVICE REVENUE RECOMMENDATIONS	29
Service Groups	29
General Commentary on Chapter Tables	30
Water Program Services.....	31
Food Program Services	32
Hazardous Materials/CUPA Services	35
Vector Control Program Services.....	37
Commercial Cannabis Program Services.....	39
Tobacco Retail Enforcement Program Services.....	40
Summary of Personal Choice Services.....	42
CHAPTER V CONCLUSION	43
Elimination of Subsidies.....	43
Issues Involved.....	43
Addressing of Issues by City Council.....	43
Conclusion.....	44

APPENDIX A - SUMMARY OF CURRENT FEES AND PROPOSED FEES

APPENDIX B - REVENUE AND COST SUMMARY WORKSHEETS MATCHED WITH COST DETAIL WORKSHEETS

THIS PAGE INTENTIONALLY BLANK

EXECUTIVE SUMMARY

The City of Long Beach selected Revenue and Cost Specialists (RCS) to perform a comprehensive and detailed analysis of the Environmental Health Bureau's fee-based services. Due to the various demands made of the City, it is essential that the City Council and management have complete information upon which to assess fees charged to the public for services provided as well as alternate, and more equitable, ways to finance City services provided to the community.

Based on data presented in this report, the City Council can better respond to the limits on tax and grant revenues available to the City as well as the constant demand for higher and more operational services and capital improvements. Due to demands made of the City, it is essential that the Council and City management have additional information upon which to assist in charting a future financial course that will preserve the quality of life which its citizens have come to expect.

Systematic and Documented Approach. This analysis was designed to provide the City with a systematic and documented approach to understand, control, and recapture the costs which are forced on it by normal service demands, growth and general economic inflation.

Constitutional Methodology. The methodology used for this analysis is the "costs reasonably borne" test established by Section 8(c) of Proposition 4, now Article XIII B of the California Constitution and Proposition 26. In following that process, RCS has analyzed the ways in which City services can be financed more equitably to assure the City's future financial viability.

Full Business Costs Determined. The methodology followed by both the Authors of Proposition 4, and consequently by RCS, determines the full business cost of providing the reported City services. It also identifies the beneficiaries of those services and determines if they are paying in relationship to benefits derived or if they are deserving of a subsidy paid from the taxes paid by all local citizens and businesses. Thus, the City Council will have full knowledge of costs which are actually occurring.

Financial Integrity Established. This report summarizes the work accomplished and presents recommendations. These recommendations, if implemented, would establish the financial integrity of the analyzed City services and would establish a continuing cost control system following the business principles which are generally espoused for government, but often are ignored in application.

Identifying Service Centers

There are three basic steps in the process used by RCS. The first step is to identify the services offered by the City. Next, the service costs are calculated. Finally, the revenue currently received is matched to the cost of providing the service to determine if there is a subsidy from taxes and grants.

Refinement Process. In a series of meetings held with City staff, department by department, we developed a list of services, and then allocated staff time to the appropriate services. This service time was refined over the course of these meetings until all available staff time was allocated and represented an accurate allocation.

Personal Choice versus Community Supported Services

Personal Choice Services are those offered to identifiable customers at a measured level. They are also services that can be withheld for non-payment. These services are not precisely likened to fee-based services to the extent that policy makers may have decided to subsidize them in full or part. These services are distinguished from Community Supported Services that carry an implicit requirement and rationale for setting a level of subsidization typically based on social, safety or general community welfare.

Summary of Results

If all the recommendations and suggestions made in this Report are adopted, the City would increase cost recovery by **\$1,813,700** on an annual basis. By taking such actions, far more equity between taxpayers and fee-payers would be gained, and the City's financial picture would be improved.

Policy Review Information

As the Council conducts its policy review of each of the revenue-cost match-ups, it should refer to Appendix A and also to the text in Chapter IV to assist in that review.

The policy review should assess the tax revenues used to subsidize each service and address the following options available to the City for each service center:

1. Reduce costs and thereby the tax subsidy by reducing the level of service or restructuring the service to provide it differently.
2. Adjust or institute a fee or charge to recover all of the "costs reasonably borne".
3. Eliminate a tax subsidy to another "less deserving" service to utilize the taxes in order to provide this service.

Result of Acceptance of Fee Suggestions

If the suggestions in Chapter IV and in the fee recommendations in Appendix A are adopted in full then a significant amount of added revenues will be available to the City, which would provide better equity. Most of these new revenues will be from fee increases to replace grant monies used to make up the difference between fees collected and costs incurred in providing the services, which will then be available for those services which can only be funded from taxes or grants.

These grant "diversions" are the now-documented grant subsidies to potentially self-supporting City services. Thus, additional monies could be made available for other Department services which are not generally conducive to service charges, thereby achieving much closer equity between benefits and associated payments.

Policy Guidance. More importantly, the Council would be able to make its decisions based on business principles as much as is possible.

Understanding of Equitable Charging for Government. The City Council now has to assist its constituents to understand that under the California Constitution the intent is that:

- Taxes and grants finance services for which there is no alternative way to finance them.
 - Service charges should be utilized to finance those things for which benefits can be determined.
 - Beneficiaries of such services be charged in direct relationship to the benefits derived.
-

THIS PAGE INTENTIONALLY BLANK

CHAPTER I

BACKGROUND OF STUDY

The City of Long Beach selected Revenue and Cost Specialists (RCS) to perform a comprehensive and detailed analysis of the Environmental Health Bureau's fee-based services. Due to the various demands made of the City, it is essential that the City Council and management have complete information upon which to assess fees charged to the public for services provided as well as alternate, and more equitable, ways to finance City services provided to the community.

Based on data presented in this report, the City Council can better respond to the limits on tax and grant revenues available to the City as well as the constant demand for higher and more operational services and capital improvements. Due to demands made of the City, it is essential that the Council and City management have additional information upon which to assist in charting future financial course that will preserve the quality of life which its citizens have come to expect.

Systematic and Documented Approach. This analysis was designed to provide the City with a systematic and documented approach to understand, control, and recapture the costs which are forced on it by normal service demands, growth and general economic inflation.

Constitutional Methodology. The methodology used for this analysis is the "costs reasonably borne" test established by Section 8(c) of Proposition 4, now Article XIII B of the California Constitution and Proposition 26. In following that process, RCS has analyzed the ways in which City services can be financed more equitably to assure the City's future financial viability.

Full Business Costs Determined. The methodology followed by both the Authors of Proposition 4, and consequently by RCS, determines the full business cost of providing the reported City services. It also identifies the beneficiaries of those services and determines if they are paying in relationship to benefits derived or if they are deserving of a subsidy paid from the taxes paid by all local citizens and businesses. Thus, the City Council will have full knowledge and cannot ignore costs which are actually occurring.

Financial Integrity Established. This text summarizes the work accomplished and presents recommendations. These recommendations, if implemented, would firmly establish the financial integrity of the analyzed City services and would establish a continuing cost control system following the business principles which are generally espoused for government, but often are ignored in application.

Financing Adjustments Pursuant to Proposition 4

Proposition 4, which is more commonly referred to as the "Gann Spirit of 13 'Let's Finish the Job' Initiative", was adopted by 74.3% of the voters of California on November 6, 1979. It became effective on July 1, 1980, retroactive to Fiscal Year 1978-1979. Statutes clarifying certain provisions of the Proposition, which is now Article XIII B of the California Constitution, became effective January 1, 1981.

This report provides data to the City for reviewing the reported fee-financed services based on full-costing information and for implementing the "costs reasonably borne" provision of this Constitutional Article, within presently known legal parameters and the authors' pronounced and published intent.

Adjustments to Financing. As a result of this analysis, the City now possesses the basis for making necessary adjustments to its methods of financing services for those services reported on herein. It can achieve a more equitable and fair mix for financing those services and capital needs, using taxes and service charges, in the direction pointed by passage of Article XIII B, and the business methodologies inherent in that Article.

It should be remembered from the start that taxes are now limited and controlled, and therefore the capability of using these taxes to subsidize "special" services which are wholly or partially fee-financed is also limited.

The "Costs Reasonably Borne" Test. The "costs reasonably borne" process as envisioned by the Authors of Proposition 4 implies a direct relationship between payment of fees and charges and receipt of services. It also implies the use of taxes for financing those governmental activities which humanely and properly cannot be financed other than by taxes.

Desirability of Direct Relationship between Payment and Service

This direct fee-for-service and tax equity relationship does not exist when tax monies are used to subsidize services which are received by only a small portion of the taxpaying public or by non-residents. A major underlying goal of this project is to provide information and guidance to the Council on how the City can continue as a viable financial entity, finance the services and facilities that its citizens and business enterprises have come to expect, and yet in the long run be able to live within the limits imposed by Article XIII B and Propositions 13, 218, and 26.

At the same time, the City can in great part re-establish basic fairness and equity between users of City services and those who pay for them and control those costs on a continuing basis.

Impact of Propositions 4, 13, 26, and 218

Initiative 4 of November 1979, coupled with its immediate predecessor -- Proposition 13 of a year earlier -- wrought the greatest changes in California governmental financing in a century. Proposition 218, passed in 1996 and becoming Articles XIII C & D, further limited local governments' revenue source options. Those propositions have had, and will continue to have, a profound effect on California governments.

Effects on the City. One effect of these propositions has been a constant search for new revenue sources to finance services required by the City. However, at the same time, State and Federal program revenues continue to decrease. Consequently, the City faces the prospect of declining revenue with which to fund City services.

Costs Exceeding Revenues. The full costs of delivering the City's defined fee-financed services -- as defined in business terms by the authors of Article XIII B, and as applied by the business methods of this analysis as based on that Constitutional Article -- are running at an annual rate beyond current or expected fee revenues. The result is the diversion of tax monies or revenues from other service areas within an enterprise fund to make up the difference between fee revenues collected and full business costs incurred.

Variety of Equitable Revenue Sources. This analysis presents a wide variety of ways in which revenue can surely and legally be raised and as important, more equitably raised than at present. The amount of new revenues to be raised is dependent upon the Council's determination of the level of support for essential services.

Proposition 26. With the passage of Proposition 26 in 2010, these principles were codified with some changes. Article XIII C of the State Constitution was amended to formally declare that fees are not considered taxes if they do not exceed the reasonable costs of the service. Some of the types of services for which reasonable fees are allowable are:

- (1) A charge imposed for a specific benefit conferred or privilege granted directly to the payor that is not provided to those not charged, and which does not exceed the reasonable costs to the local government of conferring the benefit or granting the privilege.
 - (2) A charge imposed for a specific government service or product provided directly to the payor that is not provided to those not charged, and which does not
-

exceed the reasonable costs to the local government of providing the service or product.

(3) A charge imposed for the reasonable regulatory costs to a local government for issuing licenses and permits, performing investigations, inspections, and audits, enforcing agricultural marketing orders, and the administrative enforcement and adjudication thereof.

Article XIII C also provides that a local government agency must demonstrate that the amount of revenue to be generated by a fee is no more than necessary to cover the reasonable costs of the governmental activity supported by the fee, and that the manner in which those costs are allocated to a payor bear a fair or reasonable relationship to the payor's burdens on, or benefits received from, the governmental activity. This Report was prepared in accordance with these principles.

Text Topics

The remaining Chapters of this text address the following topics:

- II. Identifying and Costing Service Centers
- III. Overview of Service Revenues Matched Against Costs
- IV. Service Revenue Recommendations
- V. Conclusion

CHAPTER II

IDENTIFYING AND COSTING SERVICE CENTERS

There are three basic steps in the process used by RCS. The first step is to identify the services offered by the City. Next, the service costs are calculated. Finally, the revenue currently received is matched to the cost of providing the service to determine if there is a subsidy from taxes. This chapter covers the first two steps and Chapter III shows the match-up of revenues and costs.

Identifying Service Centers

Two techniques were utilized to identify the service centers for which revenue and cost data were gathered and around which the service cost analysis of this Report is built.

Revenue Analysis

The first technique involved gathering revenue information for the 2022 Fiscal Year, and then updating and revising the budget estimates for the same revenue sources for this fiscal year.

Budgets and Financial Reports Used. The Budget for the 2022 Fiscal Year was secured and analyzed. Budgeted and received revenues for all fee-supported services were extracted from those reports, where such information was available.

Division of Revenue Sources. RCS has divided services into far smaller "service centers" than the City has traditionally designated.

Service Center Identification

The second technique involved several scheduled meetings with City staff to identify each type of service being provided with or without charge.

Refinement Process. In a series of meetings held with City staff, department by department, we developed a list of services, and then allocated staff time to the appropriate services. This service time was refined over the course of these meetings until all available staff time was allocated and represented an accurate allocation.

Resultant Service Centers

"Service Center" Defined. The "service revenue" -- fee or charge for a service -- and the related "service cost" comprise a "service center". Each service center has a unique "Revenue and Cost Summary Worksheet" and a matching "Cost Detail Worksheet", which are found in Appendix B of this Report. These "Service Center Worksheets" are matched to one another on facing pages.

Types of Costs

The following costs make up the cost detail found on the right-hand page in Appendix B for each service center.

Salaries and Wages

City government is in fact a service industry, and therefore, it is natural that salaries make up the largest single element of cost for most services.

Interview Process. In order to allocate the salaries, lengthy interviews were held, documents sought and researched, and reports and accounting records examined by RCS. The result was a percentage or hours distribution of individual employee personal services costs.

One hundred percent of the time of all City employees was distributed across the applicable service centers. This study did not provide operational assessments or recommendations for improvements to services.

Employee Fringe Benefits

Since fractional time -- to as low as three minutes per unit of service or one-twentieth of a percent of the annual time of an employee has been allocated to service centers, fringe benefit costs also must be fractionalized to carefully and accurately distribute those ancillary personnel costs.

The City finances numerous benefits for its employees, thereby incurring measurable costs for these items, including:

- PERS/PARS Retirement
 - Health Benefits
 - Social Security/Medicare Insurance
 - Payroll/Post-Employment Benefits
-

- Workers Compensation Insurance

All of these costs are current operating expenses, and the amounts were isolated. Actual costs were determined and reduced to a percentage of salary for each of the positions.

Available Work-Hours. After the individual elements of cost for positions was compiled, the total cost for each position was divided by the number of available work-hours. Available work hours were calculated as the total possible work-hours in a year, 2,080, less the following away-from-work benefit hours:

- Holidays
- Vacations
- Personal Leave
- Sick Leave
- Morning/Afternoon Breaks
- Start Up/Down Time

Maintenance and Operation Costs

All maintenance and operation costs, including non-personnel expenses such as professional services, insurance, operating supplies etc., were derived from the current year Council-approved budget and allocated via percentages or through actual allocation to each of the service centers identified in a department or division.

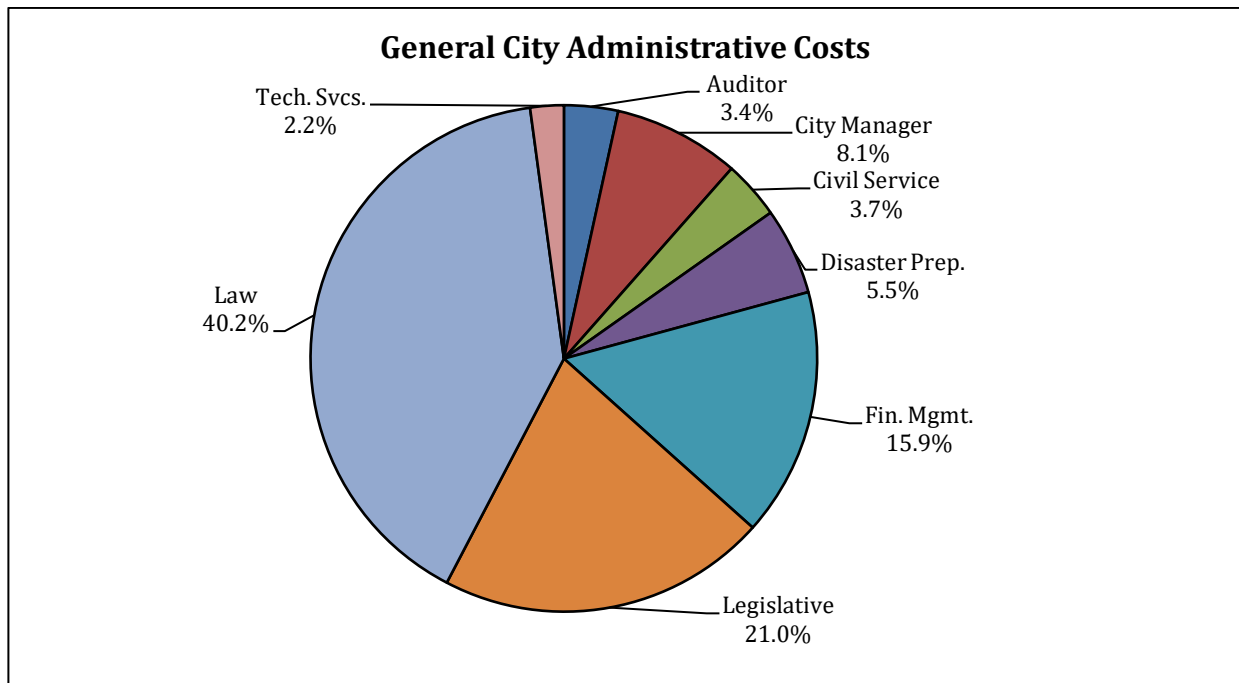
General and Departmental Overhead Costs

Overhead costs provide the vital glue that holds an organization together operationally and provide important coordinating capabilities. They also provide the day-to-day support services and facilities required for the organization to function effectively. RCS has used a detailed Cost Allocation Plan (CAP) provided by the City to identify and allocate these costs to the remainder of the City organization. In the CAP, costs were allocated to end-user departments and divisions by applying an agreed-upon overhead allocation factor. Each factor was related to the work effort of its particular overhead element and was assessed for relevance and reasonableness.

Full Cost Distribution. The purpose of deriving overhead costs to apportion these amounts to direct service program costs. By adopting this method, the City will be aware of its true costs and be able to emulate business methods. Article XIII B's (Proposition 4 of 1979) authors intended this, defining as part of "costs reasonably borne" a calculated "reasonable allocation for overhead and administration."

General City Overhead. These services primarily set policy and support other departments without providing a deliverable service to the public. Where they do perform an end-user service, such costs have not been allocated to other departments. The Citywide Indirect Cost Plan was used to determine these allocations.

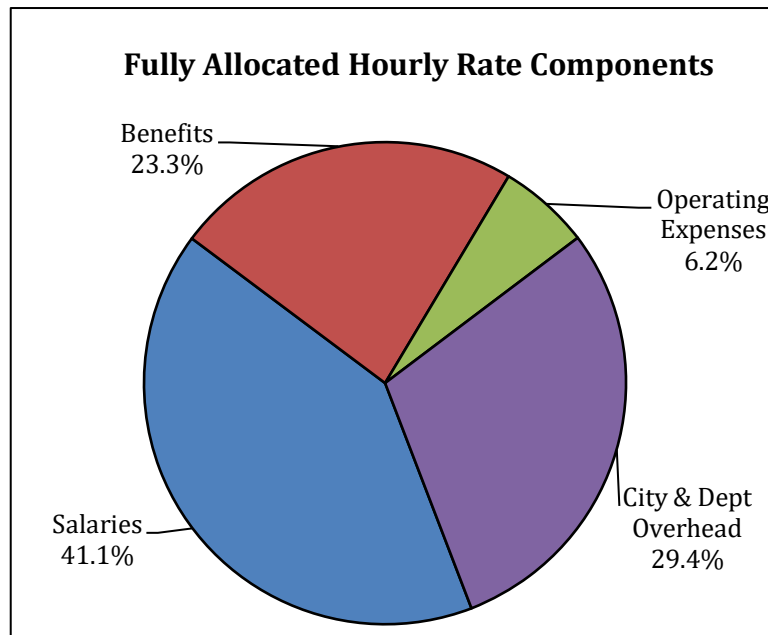
Costs in this general administration category for Environmental Health include the following functions:



Departmental Administration. Costs in this category involve intra-departmental support functions, outside the above listed general City overhead functions, and involve the allocation of staff time within and among departmental functions. These services also do not provide end-user deliverables to the public, but instead provide vital administrative support within specific departments.

Fully Allocated Hourly Rates

All of the above items make up the fully allocated hourly rate which is calculated for each position in the Environmental Health Bureau. The makeup of each component of the Bureau-wide average fully allocated hourly rate is detailed in the chart below.



THIS PAGE INTENTIONALLY BLANK

CHAPTER III

OVERVIEW OF SERVICE REVENUES MATCHED AGAINST COSTS

In the last chapter the method of calculating the costs for all City services was identified. This chapter begins with a Summary that itemizes the revenues and costs by service center. Then, an overview is presented of what will be presented in the following chapter, which shows that there is no one solution to the City's financial challenge.

Accounting for All Revenues – Fees and Taxes/Grants

Local government funding comes from a multitude of revenue sources such as taxes, fines, grants, use of property, user fees, utility rates, etc. Our Study focuses on the relationship between fees and taxes/grants. As an example, Swim Pool/Spa Annual Review (EH-001) in the following schedule estimates the full costs at \$250,945. These expenses are offset by current fee revenues of \$199,389, and grant revenues of \$51,556 must pay for the remaining costs. This subsidy can be eliminated by raising the relevant fees. To the extent that the fees are NOT increased, general taxes and health grant revenues are the only alternative revenue source.

**CITY OF LONG BEACH – ENVIRONMENTAL HEALTH
SUMMARY OF FEE SERVICES AND CURRENT FINANCING
FISCAL YEAR 2021-22**

SCHEDULE 1

REF# (1)	SERVICE (2)	TOTAL SERVICE COST (3)	RESOURCES USED TO FINANCE SERVICE	
			FEES (4)	GRANTS (5)
WATER PROGRAM				
EH-001	SWIM POOL/SPA ANNUAL REVIEW	\$250,945	\$199,389	\$51,556
EH-002A	PUBLIC POOL & SAFETY SURCHARGE	N/A	N/A	N/A
EH-003	BACKFLOW PREV DEVICE ANNUAL INSPECT	\$264,539	\$156,865	\$107,674
EH-004	WATER DIST LINE CLEARANCE INSPECT	\$610	\$303	\$307
EH-005	SEWAGE CLEANING VEHICLE INSPECTION	\$357	\$245	\$112
EH-006	TOILET RENTAL AGENCY INSPECTION	\$357	\$494	(\$137)
EH-007	PRIVATE WASTE COLLECTOR INSPECTION	\$357	\$415	(\$58)
EH-008	ANNUAL RECYCLED WATER INSPECTION	\$577	\$600	(\$23)
EH-009	FOUR YEAR RECYCLED WATER SHUTDOWN	\$577	\$600	(\$23)
EH-015	WATER PC - MINOR REMODEL/EQ CHANGE	\$658	\$0	\$658
EH-016	WATER PC - EXPEDITED	N/A	N/A	N/A
EH-017	WATER PC/IN - SWIM POOL/SPA (PUB)	\$32,673	\$15,500	\$17,173
EH-018	WATER PC/IN - SWIM POOL/SPA (COMBO)	N/A	N/A	N/A
EH-019	WATER PC/IN - POOL REMODEL	\$946	\$540	\$406
EH-020	WATER PC/IN - SEWAGE DISPOSAL SYST	\$802	\$679	\$123
EH-021	WATER PC/IN - DRINK WATER WELL CONS	\$802	\$494	\$308

City of Long Beach Cost of Services Study

REF# (1)	SERVICE (2)	TOTAL SERVICE COST (3)	RESOURCES USED TO FINANCE SERVICE	
			FEES (4)	GRANTS (5)
EH-022	WATER PC/IN - MONITOR WELL CONSTR	\$412	\$345	\$67
EH-023	WATER PC/IN - WATER WELL ABANDON	\$412	\$458	(\$46)
EH-024	WATER PC/IN - SOIL BORING/PROBE	\$412	\$458	(\$46)
EH-025	WATER PC/IN - CATHODIC WELL	\$556	\$565	(\$9)
EH-026	WATER PC/IN - BACKFLOW PREV. DEVICE	\$112,124	\$29,200	\$82,924
EH-027	PC/IN - RECYCLED WATER/CROSS CONN.	\$6,456	\$6,450	\$6
EH-028	PC/IN - LOW IMPACT DEVEL (LID) SYST	\$11,182	\$9,660	\$1,522
EH-030	WATER REINSPECTION	\$343	\$240	\$103

SUBTOTAL - WATER PROGRAM

\$686,097	\$423,500	\$262,597
------------------	------------------	------------------

FOOD PROGRAM

EH-050	CHARITABLE NON-PROFIT FOOD FACILITY	\$6,837	\$6,765	\$72
EH-051	NON-PROFIT TEMP FOOD STAND-PREPACK	\$206	\$58	\$148
EH-052	NON-PROFIT TEMP FOOD STAND-UNPACK	\$533	\$75	\$458
EH-053	NON-PROFIT TEMP FOOD STAND-FLD LIC	\$154	\$0	\$154
EH-054	NON-PROFIT TEMP FOOD STAND-LATE SUB	\$1,625	\$0	\$1,625
EH-055	NON-PROF/CHARITY/COMM EVENT ORGANIZ	\$580	\$103	\$477
EH-056	LIM SVC CHARITABL FEED OPER REGIS	\$171	\$84	\$87
EH-057	PRHIP BED & BREAKFAST INSPECTION	\$652	\$620	\$32
EH-058	AFTER-SCHOOL NUTRITION PROGRAM SITE	\$214	\$83	\$131
EH-059	RESTAURANT INSPECTION - 0-10 SEATS	\$264,495	\$197,225	\$67,270
EH-060	RESTAURANT INSPECTION - 11-30 SEATS	\$536,480	\$386,880	\$149,600
EH-061	RESTAURANT INSPECTION - 31-60 SEATS	\$455,191	\$337,560	\$117,631
EH-062	RESTAURANT INSPECT - 61-100 SEATS	\$254,631	\$195,640	\$58,991
EH-063	RESTAURANT INSPECT - 101-150 SEATS	\$143,504	\$113,490	\$30,014
EH-064	RESTAURANT INSPECT - 151-200 SEATS	\$46,745	\$36,625	\$10,120
EH-065	RESTAURANT INSPECT - 201-400 SEATS	\$75,523	\$58,500	\$17,023
EH-066	RESTAURANT INSPECT - 401+ SEATS	\$44,852	\$35,970	\$8,882
EH-067	BAR/TAVERN	\$92,720	\$60,638	\$32,082
EH-068	PUBLIC SCHOOL CAFETERIA KITCHEN	\$42,216	\$6,612	\$35,604
EH-069	PUB SCHOOL SATELLITE FOOD FACILITY	\$5,065	\$684	\$4,381
EH-070	SATELLITE/KIOSK FOOD FAC - PREPACK	\$2,508	\$1,275	\$1,233
EH-071	SATELLITE/KIOSK FOOD FAC - UNPACK	\$5,155	\$5,025	\$130
EH-072	CATERER	\$16,715	\$15,210	\$1,505
EH-073	HOST FACILITY	\$1,613	\$1,180	\$433
EH-074	LICENSED HEALTH CARE FACIL KITCHEN	\$41,595	\$22,374	\$19,221
EH-075	PRIVATE SCHOOL KITCHEN	\$1,217	\$1,493	(\$276)
EH-076	MICROMARKET	\$498	\$250	\$248
EH-077	FOOD MARKET RETAIL - PREPACKAGED	\$248,814	\$246,635	\$2,179
EH-078	FOOD MARKET RETAIL - FOOD PREP	\$372,234	\$253,574	\$118,660
EH-079	FOOD MARKET WHOLESALE	\$4,603	\$2,548	\$2,055
EH-080	PRODUCE MARKET WHOLESALE	N/A	N/A	N/A
EH-081	FOOD SERVICE CART	\$6,050	\$5,320	\$730
EH-082	FOOD SERVICE CART WATER RESAMPLE	\$220	\$59	\$161
EH-083	FOOD SERVICE CART PERMIT REINSTATE	\$183	\$180	\$3

Chapter III – Services Matched Against Revenues

REF# (1)	SERVICE (2)	TOTAL SERVICE COST (3)	RESOURCES USED TO FINANCE SERVICE	
			FEES (4)	GRANTS (5)
EH-084	FOOD SERVICE CART CHANGE OF LICENSE	\$183	\$42	\$141
EH-085	MOBILE SUPPORT UNIT	\$299	\$415	(\$116)
EH-086	MISSED ROUTINE INSPECTION PENALTY	\$183	\$42	\$141
EH-088	VEHICLE: FOOD RETAIL - NO PREP	\$5,940	\$6,357	(\$417)
EH-089	VEHICLE: MOBILE FOOD PREPARATION	\$37,403	\$32,292	\$5,111
EH-090	FOOD VEHICLE PERMIT TRANSFER	N/A	N/A	N/A
EH-091	MOBILE FOOD PREP - WATER RESAMPLE	\$220	\$59	\$161
EH-092	MOBILE FOOD PREP - PERMIT REINSTATE	\$183	\$180	\$3
EH-093	MOBILE FOOD PREP - CHANGE OF LICEN.	\$183	\$42	\$141
EH-094	GROCERY VEHICLE WITH REFRIGERATION	\$494	\$489	\$5
EH-095	TRICYCLE MOBILE FOOD	\$7,776	\$5,330	\$2,446
EH-096	FOOD WAREHOUSE	\$14,726	\$10,903	\$3,823
EH-097	COMMISSARY MOBILE FOOD FACILITY	\$5,985	\$6,230	(\$245)
EH-098	RETAIL FOOD PROCESSOR	\$34,597	\$21,785	\$12,812
EH-099	WHOLESALE FOOD PROCESSOR	\$15,848	\$15,740	\$108
EH-100	TEMP FOOD FACIL - CERT. FARMERS MKT	\$792	\$595	\$197
EH-100A	TEMP FOOD FACIL-PREPACK W/UNPCK SMP	\$254	\$113	\$141
EH-100B	TEMP FOOD FACILITY - UNPACKAGED	\$435	\$159	\$276
EH-100C	TEMP FOOD FACILITY - PREPACKAGED	\$194	\$84	\$110
EH-100D	TEMP FOOD FACILITY - SEASONAL	\$627	\$0	\$627
EH-100E	TEMP FOOD FACIL - FIELD LIC CHARGE	\$237	\$34	\$203
EH-100F	TEMP FOOD FACILITY - LATE SUBMITTAL	\$232	\$53	\$179
EH-101	COMMUNITY EVENT ORGANIZER	\$9,027	\$4,377	\$4,650
EH-102	CERTIFIED FARMERS MARKET ORGANIZER	\$895	\$920	(\$25)
EH-103	COTTAGE FOOD APPLICATION	\$171	\$62	\$109
EH-104	COTTAGE FOOD COMPLAINT INVESTIG.	\$318	\$131	\$187
EH-105	CONSULTATION	\$416	\$139	\$277
EH-106	FOOD HAWKER - ANNUAL PERMIT	\$285	\$235	\$50
EH-107	FOOD HAWKER - TEMPORARY PERMIT	\$84	\$30	\$54
EH-108	SENIOR FEEDING SITE	\$883	\$298	\$585
EH-109	COTTAGE FOOD OPERATION - CLASS A	\$9,871	\$3,100	\$6,771
EH-110	COTTAGE FOOD OPERATION - CLASS B	\$9,529	\$5,125	\$4,404
EH-111	REPEAT VIOLATION	\$170	\$240	(\$70)
EH-112	PLAN REVISION	\$416	\$190	\$226
EH-113	MOBILE FOOD/FOOD CART IMPOUND	\$4,551	\$973	\$3,578
EH-114	VENDING MACHINE - OPEN BEVERAGE	\$2,945	\$1,152	\$1,793
EH-115	VENDING MACHINE-POTENTIAL HAZ FOOD	\$5,890	\$2,502	\$3,388
EH-116	CALIFORNIA RETAIL FOOD CODE BOOKLET	N/A	N/A	N/A
EH-117	SEASONAL FOOD VENDOR	\$330	\$300	\$30
EH-118	PERSONAL FOOD VENDOR	N/A	N/A	N/A
EH-119	FOOD DEMONSTRATOR	\$227	\$303	(\$76)
EH-120	OPEN AIR BARBEQUE	\$6,700	\$3,024	\$3,676
EH-121	LITTLE LEAGUE SNACK SHACK	\$3,683	\$1,845	\$1,838
EH-122	COMMUNITY FOOD PRODUCER/GLEANER	\$220	\$91	\$129
EH-123	SOFT SERVE ICE CREAM/FROZEN YOGURT	\$58,170	\$35,516	\$22,654
EH-123A	SOFT SERVE STATE LICENSE SURCHARGE	N/A	N/A	N/A

City of Long Beach Cost of Services Study

REF# (1)	SERVICE (2)	TOTAL SERVICE COST (3)	RESOURCES USED TO FINANCE SERVICE	
			FEES (4)	GRANTS (5)
EH-124	SHARED FOOD FACILITY OWNER/OPERATOR	\$5,723	\$5,127	\$596
EH-125	SHARED FOOD FACILITY TENANT	\$10,172	\$3,975	\$6,197
EH-127	CERTIFIED FARMER'S MARKET STAND	\$7,277	\$7,058	\$219
EH-128	FOOD PC - RESTAURANT	\$7,982	\$6,084	\$1,898
EH-129	FOOD PC - RESTAURANT MINOR REMODEL	\$158	\$0	\$158
EH-130	FOOD PC - REST VERY LIMITED REMODEL	\$127	\$0	\$127
EH-131	FOOD PC - FOOD MARKET RETAIL	\$5,683	\$4,920	\$763
EH-132	FOOD PC - FOOD MKT RETAIL MIN REMOD	N/A	N/A	N/A
EH-133	FOOD PC - FOOD PROCESS/SHARED FAC	\$6,618	\$4,715	\$1,903
EH-134	FOOD PC - FOOD PROC/SFF MINOR REMOD	N/A	N/A	N/A
EH-135	FOOD PC - MISCELLANEOUS	\$368	\$72	\$296
EH-136	MOBILE FOOD FACILITY PC - RC1	\$1,076	\$250	\$826
EH-137	MOBILE FOOD FACILITY PC - RC4	\$2,416	\$1,165	\$1,251
EH-138	FOOD PC - FOOD WAREHOUSE	\$1,076	\$970	\$106
EH-138A	FOOD PC - COMMISSARY	\$3,623	\$970	\$2,653
EH-139	FOOD PC - FOOD SALVAGER	\$1,076	\$965	\$111
EH-140	MOBILE FOOD FACILITY PC - RC2-3	\$1,076	\$445	\$631
EH-141	FOOD PC - MENU CHANGE/EQUIP REVIEW	\$464	\$69	\$395
EH-142	FOOD PC - CHANGE IN FACIL RISK CAT.	N/A	N/A	N/A
EH-143	FOOD PC - HACCP	\$380	\$638	(\$258)
EH-144	FOOD PC - BED & BREAKFAST	\$841	\$720	\$121
EH-145	FOOD PC - SHARED KITCHEN	\$1,803	\$0	\$1,803
EH-146	FOOD PC - AFTER HOURS INSPECTION	\$575	\$190	\$385
EH-147	FOOD PC - EXPEDITED	N/A	N/A	N/A
EH-148	NO SHOW OFFICE HEARING PENAL.	N/A	N/A	N/A
EH-148A	MISSED ROUTINE INSPECTION	\$183	\$42	\$141
EH-149	FOOD - REINSPECTION	\$407	\$240	\$167
EH-150	FOOD - LATE PAYMENT PENALTY	\$318	\$0	\$318
EH-151	FOOD - ADD A PARTNER	\$130	\$65	\$65
EH-152	FOOD - COPY OF OFFICIAL RECORDS	\$47	\$1	\$46
EH-160	MASSAGE FACILITY	\$33,217	\$15,840	\$17,377
EH-161	HEALTH/FITNESS CENTER	\$11,324	\$6,150	\$5,174
EH-162	TANNING SALON	\$3,020	\$1,272	\$1,748
EH-163	LAUNDRY FACILITY	\$28,749	\$15,355	\$13,394

SUBTOTAL - FOOD PROGRAM

\$3,051,280	\$2,231,530	\$819,750
--------------------	--------------------	------------------

HAZARDOUS MATERIALS/CUPA PROGRAM

EH-164	GARMENT MANUFACTURING	\$2,072	\$1,938	\$134
EH-200	BODY ART FACILITY	\$11,407	\$7,200	\$4,207
EH-200A	BODY ART FACILITY PLAN CHECK	\$15,099	\$12,150	\$2,949
EH-201	BODY ART PRACTITIONER	\$16,898	\$10,080	\$6,818
EH-201A	BODY ART PIERCING ONLY/REGISTRATION	\$736	\$477	\$259
EH-201B	BODY ART PRACT REGISTRATION REPLACE	N/A	N/A	N/A
EH-202	MED WASTE: SM QUANTITY ONSITE TREAT	\$670	\$555	\$115

Chapter III – Services Matched Against Revenues

REF# (1)	SERVICE (2)	TOTAL SERVICE COST (3)	RESOURCES USED TO FINANCE SERVICE	
			FEES (4)	GRANTS (5)
EH-203	MED WASTE: SMALL QUANTITY	\$78,813	\$42,336	\$36,477
EH-204	MED WASTE: LIMITED QUANTITY HAULING	N/A	N/A	N/A
EH-205	MED WASTE: COMM. STOR. FACIL. 2-10	\$507	\$514	(\$7)
EH-206	MED WASTE: COMM. STOR. FACIL. 11-49	\$2,419	\$2,964	(\$545)
EH-207	MED WASTE: COMM. STOR. FACIL. 50+	\$847	\$1,008	(\$161)
EH-208	MED WASTE: TRANSFER STATION-LGE QTY	\$622	\$1,008	(\$386)
EH-209	MED WASTE: ACUTE CARE HOSP. 1-99	\$921	\$1,363	(\$442)
EH-210	MED WASTE: ACUTE CARE HOSP. 100-199	\$1,693	\$1,851	(\$158)
EH-211	MED WASTE: ACUTE CARE HOSP. 200-250	\$2,391	\$2,340	\$51
EH-212	MED WASTE: ACUTE CARE HOSP. 251+	\$5,679	\$6,100	(\$421)
EH-213	MED WASTE: SPECIALTY CLINIC	\$19,096	\$19,760	(\$664)
EH-214	MED WASTE: SKILL NURSING FAC, 1-99	\$12,689	\$10,931	\$1,758
EH-215	MED WASTE: SKILL NURS. FAC. 100-199	\$896	\$750	\$146
EH-216	MED WASTE: SKILL NURS. FAC. 200+	\$1,120	\$910	\$210
EH-217	MED WASTE: ACUTE PSYCH. HOSPITAL	\$410	\$504	(\$94)
EH-218	MED WASTE: INTERMEDIATE CARE	\$473	\$750	(\$277)
EH-219	MED WASTE: PRIMARY CARE	\$3,386	\$3,640	(\$254)
EH-220	MED WASTE: CLINICAL LABORATORY	\$548	\$525	\$23
EH-221	MED WASTE: HEALTH CARE SVC PLAN FAC	\$2,316	\$2,730	(\$414)
EH-222	MED WASTE: VETERINARY CLINIC/HOSP.	\$6,123	\$4,920	\$1,203
EH-223	MED WASTE: MED/DENTAL/VET OFFICE	\$4,027	\$3,780	\$247
EH-224	MED WASTE: NURSE-OCCUP CARE	\$2,313	\$1,830	\$483
EH-225	MED WASTE: AUTOCLAVE	\$1,270	\$2,175	(\$905)
EH-226	TEMPORARY BODY ART PERMIT	\$2,083	\$296	\$1,787
EH-227	TEMP BODY ARTIST IN-FIELD LICENSING	\$148	\$32	\$116
EH-228	TEMPORARY BODY ART ORGANIZER	\$1,245	\$615	\$630
EH-229	TEMPORARY MOBILE HEALTH CLINIC	\$7,459	\$3,390	\$4,069
EH-230	TEMP MOBILE HEALTH CLINIC IN-FIELD	\$148	\$32	\$116
EH-231	HAZ MAT EMERGENCY RESPONSE	N/A	N/A	N/A
EH-232	EMERG RESP: HAZ MAT EDUCATION	N/A	N/A	N/A
EH-250	CUPA: CONDITIONAL AUTHORIZATION	\$7,406	\$5,550	\$1,856
EH-251	CUPA: CONDITIONAL EXEMPTION	\$1,365	\$487	\$878
EH-252	CUPA: EACH ADD'L REGULATED MATERIAL	\$2,755	\$1,595	\$1,160
EH-253	CUPA: HAZ WASTE PRODUCER 0-4	\$531,697	\$300,295	\$231,402
EH-254	CUPA: HAZ WASTE PRODUCER 5-19	\$251,993	\$146,168	\$105,825
EH-255	CUPA: HAZ WASTE PRODUCER 20-100	\$143,988	\$83,272	\$60,716
EH-255A	CUPA: HAZ WASTE PRODUCER 101-500	\$32,590	\$18,431	\$14,159
EH-256	CUPA: HAZ WASTE PRODUCER 501+	\$11,732	\$6,662	\$5,070
EH-257	CUPA: PERMIT BY RULE	\$11,211	\$8,325	\$2,886
EH-258	CUPA: RMP REVIEW - PGM 1	\$18,820	\$7,641	\$11,179
EH-259	CUPA: RMP REVIEW - PGM 2/3	\$69,328	\$29,646	\$39,682
EH-260	CUPA: SMALL QAUNT. SPECIFIED WASTE	\$6,461	\$3,048	\$3,413
EH-261	CUPA: X-RAY SILVER HALIDE GENERATOR	\$15,030	\$4,982	\$10,048
EH-262	CUPA: REINSPECTION	\$49,467	\$20,500	\$28,967
EH-263	CUPA: LATE PAYMENT PENALTY	N/A	N/A	N/A
EH-264	CUPA: REPORT REVIEW/HRLY SUPPL. REV	\$541	\$0	\$541

City of Long Beach Cost of Services Study

REF# (1)	SERVICE (2)	TOTAL SERVICE COST (3)	RESOURCES USED TO FINANCE SERVICE	
			FEES (4)	GRANTS (5)
EH-265	CUPA: REFINERY SAFETY SURCHARGE	N/A	N/A	N/A
EH-266	CALARP STATE SERVICE CHARGE	N/A	N/A	N/A
EH-267	U/G STORAGE TANK STATE SERVICE CHG	N/A	N/A	N/A
EH-268	GEN PROG OVERSIGHT STATE SVC CHARGE	N/A	N/A	N/A
EH-269	A/G PETROLEUM STORAGE ACT SURCHARGE	N/A	N/A	N/A
EH-280	CUPA: SITE MITIGATION EXPEDITE	N/A	N/A	N/A
EH-281	CUPA: UST REMEDIAL OVERSITE PERMIT	N/A	N/A	N/A
EH-282	CUPA: UST SITE CHARACTERIZATION	N/A	N/A	N/A
EH-283	CUPA: UST REMEDIAL OVERSITE	\$472	\$379	\$93
EH-284	CUPA: UST REMOVAL REPORT REVIEW	N/A	N/A	N/A
EH-285	HAZARDOUS WASTE SITE MITIGATION	N/A	N/A	N/A

SUBTOTAL - HAZ MAT/CUPA PROGRAM

\$1,361,380	\$786,435	\$574,945
--------------------	------------------	------------------

VECTOR CONTROL PROGRAM

EH-300	PIGEON KEEPER PERMIT	\$784	\$228	\$556
EH-301	PRIVATE STABLE PERMIT	\$3,657	\$2,086	\$1,571
EH-302	MOSQUITO/AFRICANIZED BEE ABATEMENT	\$107,019	\$92,252	\$14,767
EH-303	VECTOR CONTROL DEMOLITION PERMIT	\$8,030	\$3,700	\$4,330
EH-304	VECTOR CONTROL REINSPECTION	\$261	\$235	\$26

SUBTOTAL - VECTOR CONTROL PROGRAM

\$119,751	\$98,501	\$21,250
------------------	-----------------	-----------------

NOISE CONTROL PROGRAM

EH-350	NOISE VARIANCE	\$6,864	\$2,830	\$4,034
EH-351	NOISE CONTROL BUS. LIC. INSPECTION	\$373	\$245	\$128
EH-352	NOISE COMPLAINT INVEST. & RESPONSE	\$91,727	\$0	\$91,727

SUBTOTAL - NOISE CONTROL PROGRAM

\$98,964	\$3,075	\$95,889
-----------------	----------------	-----------------

COMMERCIAL CANNABIS PROGRAM

EH-400	ADULT USE CANNABIS DISPENSARY	\$61,262	\$40,560	\$20,702
EH-401	ADULT USE CANNABIS CULTIVATOR	\$28,897	\$22,210	\$6,687
EH-402	ADULT USE CANNABIS MANUFACTURER	\$97,652	\$74,005	\$23,647
EH-403	ADULT USE CANNABIS DISTRIBUTOR	\$78,737	\$47,480	\$31,257
EH-405	SHARED USE CANNABIS MANUF FACILITY	\$5,312	\$6,420	(\$1,108)
EH-406	SHARED USE CANNABIS MANUF. TENANT	\$564	\$159	\$405
EH-408	PC: CANNABIS DISPENSARY	\$3,811	\$0	\$3,811
EH-409	PC: CANNABIS MANUFACTURER	\$4,699	\$0	\$4,699
EH-410	PC: CANNABIS DISTRIBUTOR	\$1,076	\$0	\$1,076
EH-411	PC: CANNABIS CULTIVATION	\$7,368	\$0	\$7,368
EH-412	PC: SHARED USE CANNABIS MANUF. FAC.	\$4,699	\$4,715	(\$16)
EH-413	PC: SHARED USE CANNABIS MANUF. TEN.	\$2,352	\$2,358	(\$6)
EH-414	PC: CANNABIS MINOR REMODEL	N/A	N/A	N/A
EH-415	CANNABIS PLAN CONSULTATION	\$184	\$139	\$45

Chapter III – Services Matched Against Revenues

REF# (1)	SERVICE (2)	TOTAL SERVICE COST (3)	RESOURCES USED TO FINANCE SERVICE	
			FEES (4)	GRANTS (5)
EH-416	CANNABIS - REINSPECTION	\$318	\$240	\$78

SUBTOTAL - COMMERCIAL CANNABIS PROGRAM

\$296,931	\$198,286	\$98,645
------------------	------------------	-----------------

TOBACCO RETAIL ENFORCEMENT PROGRAM

EH-500	TOBACCO RETAIL PERMIT	\$329,594	\$301,350	\$28,244
EH-501	TOBACCO RETAIL REINSPECTION	\$1,933	\$2,160	(\$227)
EH-502	TOBACCO RETAIL SPECIAL EVENT PERMIT	\$2,080	\$1,130	\$950

SUBTOTAL - TOBACCO RETAIL ENFORCE. PROGR.

\$333,607	\$304,640	\$28,967
------------------	------------------	-----------------

MISCELLANEOUS SERVICES

EH-550	OFFICE HEARING	\$441	\$139	\$302
EH-551	LICENSE/PERMIT INSPECTION	\$268	\$165	\$103
EH-552	ENVIRON HEALTH REINSPECTION (GEN)	\$330	\$240	\$90
EH-553	ENVIRONMENTAL HEALTH MATERIALS	N/A	N/A	N/A
EH-554	ENVIRON HEALTH TECHNOLOGY SURCHARGE	\$131,806	\$0	\$131,806

SUBTOTAL - MISCELLANEOUS SERVICES

\$132,845	\$544	\$132,301
------------------	--------------	------------------

GRAND TOTAL

\$6,080,855	\$4,046,511	\$2,034,344
--------------------	--------------------	--------------------

Personal Choice versus Community Supported Services

Personal Choice Services are those offered to identifiable customers at a measured level. They are also services that can be withheld for non-payment. These services are not precisely likened to fee-based services to the extent that policy makers may have decided to subsidize them in full or part. These services are distinguished from Community Supported Services that carry an implicit requirement and rationale for setting a level of subsidization typically based on social, safety or general community welfare.

As the voter initiative most concerned with fee services, the initiative authors of Proposition 4 were not concerned with what categories of services were being subsidized as long as subsidy levels set by policy were explicit decisions made by the authorizing body with knowledge of full cost information.

Policy Review Information

As the Council conducts its policy review of each of the revenue-cost match-ups in the next chapter, it should refer to comments on the bottom of the service center worksheets in Appendix B and also in the text in the next chapter to assist in that review.

The policy review should assess the tax and grant revenues used to subsidize each service and address the following options available to the City for each service center:

1. Reduce costs and thereby the tax and grant subsidy by reducing the level of service or restructuring the service to provide it differently.
2. Adjust or institute a fee or charge to recover all of the "costs reasonably borne".
3. Eliminate a tax and grant subsidy to another "less deserving" service to utilize the taxes and grants in order to provide this service.

Effects of Budget Reductions. Across-the-board budget reductions during recessionary times affect fee-supported services as well as tax-supported services. But, if staffing reductions cause the service to be provided at a level that is lower than previously, then the costs have also decreased from that previous level. This must result in a lower fee so as not to be charging more than the costs reasonably borne. Therefore, the City should be aware of this result when reviewing possible budget reductions.

Result of Acceptance of Fee Suggestions

If the suggestions in the following Chapter and on the Service Center Worksheets are adopted in full then a significant amount of added revenues will be available to the City, which would provide better equity. Most of these new revenues will be from fee increases

to replace grant monies used to make up the difference between fees collected and costs incurred in providing the services, which will then be available for those services which can only be funded from grants.

These tax and grant "diversions" are the now-documented subsidies to potentially self-supporting City services. Thus, additional monies could be made available for other City services which are not generally conducive to service charges, thereby achieving much closer equity between benefits and associated payments.

Policy Guidance. More importantly, the Council would be able to make its decisions based on business principles as much as is possible.

Understanding of Equitable Charging for Government. The City Council now has to assist its constituents to understand that under the California Constitution the intent is:

- That taxes and grants finance those services for which there is no other alternative way to finance them.
- That service charges and special assessments should be utilized to finance those things for which benefits can be determined.
- That the beneficiaries of such services be charged in direct relationship to the benefits derived.

THIS PAGE INTENTIONALLY BLANK

CHAPTER IV

SERVICE REVENUE RECOMMENDATIONS

The purpose of this Chapter is to present the services which RCS has initially labeled as Personal Choice and to suggest the magnitude of grant revenues that could be diverted from these services to Community Supported Services.

City Council has Final Judgment. It must be understood that considerable judgment--albeit experienced--was exercised by RCS in suggesting what services were Personal Choice as opposed to Community Supported Services and in suggesting that most Personal Choice Services should be paid for by the service requestor rather than subsidized by the entire community. However, the final decision on the nature of the service and whether it deserves to be subsidized will have to be made by the City Council.

Service Groups

RCS has organized Environmental Health Bureau Personal Choice Services into the following eight service groups for purposes of discussion:

- Water Program
- Food Program
- Hazardous Materials/CUPA Program
- Vector Control Program
- Noise Control Program
- Commercial Cannabis Program
- Retail Tobacco Enforcement Program
- Miscellaneous Services

These groups, explained in turn, are program oriented. Each group includes a table summarizing the revenues and costs of each service. The table summarizing the group tables (Table 9) is found at the end of this Chapter.

Appendix A, following the text, summarizes the current fees and the proposed fees for each of the Personal Choice service centers

Service Center details found in **Appendix B**, are in sequence by the Reference Number (Column 1 on each of the following Tables), include detail information for each service on two facing pages. The left page has textual and summary information including RCS's suggested

service fee. The right page has the service cost detail.

General Commentary on Chapter Tables

Each table has eight columns, explained here:

Column 1 is the Report Reference Number.

Column 2 is the title of the service.

Columns 3, 4 & 5 are the same amounts for revenue, cost and profit (subsidy) found on the left page of the detail service sheets in Appendix B.

Column 6 is the current percentage of costs recovered from the user fees and charges with the difference being subsidized by taxes.

Column 7 is the percentage of user fee cost recovery which might be obtainable without tax subsidy. Of course, decisions regarding tax subsidies to a service are a City Council policy decision on how to allocate its tax and general revenues. Certain services have recommendations for less than 100% cost recovery due to market considerations.

Column 8 contains the estimated amount of revenues which RCS suggests could be raised or reduced.

Water Program Services

These service centers are identified for the Water Program.

Table 1
Water Program

REF # (1)	SERVICE (2)	TOTAL FEE REVENUE (3)	TOTAL SERVICE COST (4)	TOTAL PROFIT/ (SUBSIDY) (5)	PCT. RECOVERY FROM FEES		POSSIBLE NEW REVENUE (8)
					ACTUAL (6)	SUGGEST (7)	
EH-001	SWIM POOL/SPA ANNUAL REVIEW	\$199,389	\$250,945	(\$51,556)	79.5%	100%	\$51,600
EH-002A	PUBLIC POOL & SAFETY SURCHARGE	N/A	N/A	N/A	N/A	100%	\$0
EH-003	BACKFLOW PREV DEVICE ANNUAL INSPECT	\$156,865	\$264,539	(\$107,674)	59.3%	100%	\$107,700
EH-004	WATER DIST LINE CLEARANCE INSPECT	\$303	\$610	(\$307)	49.7%	100%	\$0
EH-005	SEWAGE CLEANING VEHICLE INSPECTION	\$245	\$357	(\$112)	68.6%	100%	\$0
EH-006	TOILET RENTAL AGENCY INSPECTION	\$494	\$357	\$137	138.4%	100%	\$0
EH-007	PRIVATE WASTE COLLECTOR INSPECTION	\$415	\$357	\$58	116.2%	100%	\$0
EH-008	ANNUAL RECYCLED WATER INSPECTION	\$600	\$577	\$23	104.0%	100%	\$0
EH-009	FOUR YEAR RECYCLED WATER SHUTDOWN	\$600	\$577	\$23	104.0%	100%	\$0
EH-015	WATER PC - MINOR REMODEL/EQ CHANGE	\$0	\$658	(\$658)	0.0%	100%	\$0
EH-016	WATER PC - EXPEDITED	N/A	N/A	N/A	N/A	100%	\$0
EH-017	WATER PC/IN - SWIM POOL/SPA (PUB)	\$15,500	\$32,673	(\$17,173)	47.4%	100%	\$17,200
EH-018	WATER PC/IN - SWIM POOL/SPA (COMBO)	N/A	N/A	N/A	N/A	100%	\$0
EH-019	WATER PC/IN - POOL REMODEL	\$540	\$946	(\$406)	57.1%	100%	\$0
EH-020	WATER PC/IN - SEWAGE DISPOSAL SYST	\$679	\$802	(\$123)	84.7%	100%	\$0
EH-021	WATER PC/IN - DRINK WATER WELL CONS	\$494	\$802	(\$308)	61.6%	100%	\$0
EH-022	WATER PC/IN - MONITOR WELL CONSTR	\$345	\$412	(\$67)	83.7%	100%	\$0
EH-023	WATER PC/IN - WATER WELL ABANDON	\$458	\$412	\$46	111.2%	100%	\$0
EH-024	WATER PC/IN - SOIL BORING/PROBE	\$458	\$412	\$46	111.2%	100%	\$0
EH-025	WATER PC/IN - CATHODIC WELL	\$565	\$556	\$9	101.6%	100%	\$0
EH-026	WATER PC/IN - BACKFLOW PREV. DEVICE	\$29,200	\$112,124	(\$82,924)	26.0%	100%	\$82,900
EH-027	PC/IN - RECYCLED WATER/CROSS CONN.	\$6,450	\$6,456	(\$6)	99.9%	100%	\$0
EH-028	PC/IN - LOW IMPACT DEVEL (LID) SYST	\$9,660	\$11,182	(\$1,522)	86.4%	100%	\$1,500
EH-030	WATER REINSPECTION	\$240	\$343	(\$103)	70.0%	100%	\$0
SUBTOTAL - WATER PROGRAM		\$423,500	\$686,097	(\$262,597)	61.7%		\$260,900

NOTES:

- (a) Insufficient data to determine financial impact
- (b) Fee determined by actual time and costs
- (c) Revenues from Inter-Departmental MOU or General Fund
- (d) Fees are set by the State
- (e) Recommend removing fee as service is no longer provided.

Conclusion of Water Program Services

If the suggestions made in Appendix A are approved, approximately \$260,900 in new revenue could be realized annually.

Food Program Services

These service centers are identified for Food Program Services.

Table 2
Food Program

REF # (1)	SERVICE (2)	TOTAL FEE REVENUE (3)	TOTAL SERVICE COST (4)	TOTAL PROFIT/ (SUBSIDY) (5)	PCT. RECOVERY FROM FEES		POSSIBLE NEW REVENUE (8)
					ACTUAL (6)	SUGGEST (7)	
EH-050	CHARITABLE NON-PROFIT FOOD FACILITY	\$6,765	\$6,837	(\$72)	98.9%	100%	\$100
EH-051	NON-PROFIT TEMP FOOD STAND-PREPACK	\$58	\$206	(\$148)	28.2%	70%	\$0
EH-052	NON-PROFIT TEMP FOOD STAND-UNPACK	\$75	\$533	(\$458)	14.1%	60%	\$0
EH-053	NON-PROFIT TEMP FOOD STAND-FLD LIC	\$0	\$154	(\$154)	0.0%	100%	\$0
EH-054	NON-PROFIT TEMP FOOD STAND-LATE SUB	\$0	\$1,625	(\$1,625)	0.0%	100%	\$1,600
EH-055	NON-PROF/CHARITY/COMM EVENT ORGANIZ	\$103	\$580	(\$477)	17.8%	53%	\$0
EH-056	LIM SVC CHARITABL FEED OPER REGIS	\$84	\$171	(\$87)	49.1%	100%	\$0
EH-057	PRHIP BED & BREAKFAST INSPECTION	\$620	\$652	(\$32)	95.1%	100%	\$0
EH-058	AFTER-SCHOOL NUTRITION PROGRAM SITE	\$83	\$214	(\$131)	38.8%	100%	\$0
EH-059	RESTAURANT INSPECTION - 0-10 SEATS	\$197,225	\$264,495	(\$67,270)	74.6%	100%	\$24,200
EH-060	RESTAURANT INSPECTION - 11-30 SEATS	\$386,880	\$536,480	(\$149,600)	72.1%	100%	\$87,900
EH-061	RESTAURANT INSPECTION - 31-60 SEATS	\$337,560	\$455,191	(\$117,631)	74.2%	100%	\$86,700
EH-062	RESTAURANT INSPECT - 61-100 SEATS	\$195,640	\$254,631	(\$58,991)	76.8%	100%	\$49,400
EH-063	RESTAURANT INSPECT - 101-150 SEATS	\$113,490	\$143,504	(\$30,014)	79.1%	100%	\$25,800
EH-064	RESTAURANT INSPECT - 151-200 SEATS	\$36,625	\$46,745	(\$10,120)	78.4%	100%	\$9,700
EH-065	RESTAURANT INSPECT - 201-400 SEATS	\$58,500	\$75,523	(\$17,023)	77.5%	100%	\$16,300
EH-066	RESTAURANT INSPECT - 401+ SEATS	\$35,970	\$44,852	(\$8,882)	80.2%	100%	\$8,900
EH-067	BAR/TAVERN	\$60,638	\$92,720	(\$32,082)	65.4%	100%	\$1,300
EH-068	PUBLIC SCHOOL CAFETERIA KITCHEN	\$6,612	\$42,216	(\$35,604)	15.7%	100%	\$35,600
EH-069	PUB SCHOOL SATELLITE FOOD FACILITY	\$684	\$5,065	(\$4,381)	13.5%	100%	\$4,400
EH-070	SATELLITE/KIOSK FOOD FAC - PREPACK	\$1,275	\$2,508	(\$1,233)	50.8%	100%	\$1,200
EH-071	SATELLITE/KIOSK FOOD FAC - UNPACK	\$5,025	\$5,155	(\$130)	97.5%	100%	\$100
EH-072	CATERER	\$15,210	\$16,715	(\$1,505)	91.0%	100%	\$1,500
EH-073	HOST FACILITY	\$1,180	\$1,613	(\$433)	73.2%	100%	\$400
EH-074	LICENSED HEALTH CARE FACIL KITCHEN	\$22,374	\$41,595	(\$19,221)	53.8%	100%	\$19,200
EH-075	PRIVATE SCHOOL KITCHEN	\$1,493	\$1,217	\$276	122.7%	100%	(\$300)
EH-076	MICROMARKET	\$250	\$498	(\$248)	50.2%	100%	\$0
EH-077	FOOD MARKET RETAIL - PREPACKAGED	\$246,635	\$248,814	(\$2,179)	99.1%	100%	\$2,200
EH-078	FOOD MARKET RETAIL - FOOD PREP	\$253,574	\$372,234	(\$118,660)	68.1%	100%	\$118,700
EH-079	FOOD MARKET WHOLESALE	\$2,548	\$4,603	(\$2,055)	55.4%	100%	\$2,100
EH-080	PRODUCE MARKET WHOLESALE	N/A	N/A	N/A	N/A	100%	\$0
EH-081	FOOD SERVICE CART	\$5,320	\$6,050	(\$730)	87.9%	100%	\$700
EH-082	FOOD SERVICE CART WATER RESAMPLE	\$59	\$220	(\$161)	26.8%	82%	\$0
EH-083	FOOD SERVICE CART PERMIT REINSTATE	\$180	\$183	(\$3)	98.4%	100%	\$0
EH-084	FOOD SERVICE CART CHANGE OF LICENSE	\$42	\$183	(\$141)	23.0%	100%	\$0
EH-085	MOBILE SUPPORT UNIT	\$415	\$299	\$116	138.8%	100%	\$0
EH-086	MISSED ROUTINE INSPECTION PENALTY	\$42	\$183	(\$141)	23.0%	100%	\$0
EH-088	VEHICLE: FOOD RETAIL - NO PREP	\$6,357	\$5,940	\$417	107.0%	100%	(\$400)
EH-089	VEHICLE: MOBILE FOOD PREPARATION	\$32,292	\$37,403	(\$5,111)	86.3%	100%	\$5,100
EH-090	FOOD VEHICLE PERMIT TRANSFER	N/A	N/A	N/A	N/A	100%	\$0
EH-091	MOBILE FOOD PREP - WATER RESAMPLE	\$59	\$220	(\$161)	26.8%	82%	\$0
EH-092	MOBILE FOOD PREP - PERMIT REINSTATE	\$180	\$183	(\$3)	98.4%	100%	\$0
EH-093	MOBILE FOOD PREP - CHANGE OF LICEN.	\$42	\$183	(\$141)	23.0%	100%	\$0
EH-094	GROCERY VEHICLE WITH REFRIGERATION	\$489	\$494	(\$5)	99.0%	100%	\$0
EH-095	TRICYCLE MOBILE FOOD	\$5,330	\$7,776	(\$2,446)	68.5%	100%	\$2,400
EH-096	FOOD WAREHOUSE	\$10,903	\$14,726	(\$3,823)	74.0%	100%	\$3,800
EH-097	COMMISSARY MOBILE FOOD FACILITY	\$6,230	\$5,985	\$245	104.1%	100%	(\$200)
EH-098	RETAIL FOOD PROCESSOR	\$21,785	\$34,597	(\$12,812)	63.0%	100%	\$12,800
EH-099	WHOLESALE FOOD PROCESSOR	\$15,740	\$15,848	(\$108)	99.3%	100%	\$100
EH-100	TEMP FOOD FACIL - CERT. FARMERS MKT	\$595	\$792	(\$197)	75.1%	100%	\$0
EH-100A	TEMP FOOD FACIL-PREPACK W/UNPCK SMP	\$113	\$254	(\$141)	44.5%	100%	\$0
EH-100B	TEMP FOOD FACILITY - UNPACKAGED	\$159	\$435	(\$276)	36.6%	100%	\$0
EH-100C	TEMP FOOD FACILITY - PREPACKAGED	\$84	\$194	(\$110)	43.3%	100%	\$0
EH-100D	TEMP FOOD FACILITY - SEASONAL	\$0	\$627	(\$627)	0.0%	100%	\$0
EH-100E	TEMP FOOD FACIL - FIELD LIC CHARGE	\$34	\$237	(\$203)	14.3%	100%	\$0

Chapter IV – Service Revenue Recommendations

REF # (1)	SERVICE (2)	TOTAL FEE REVENUE (3)	TOTAL SERVICE COST (4)	TOTAL PROFIT/ (SUBSIDY) (5)	PCT. RECOVERY FROM FEES		POSSIBLE NEW REVENUE (8)	
					ACTUAL (6)	SUGGEST (7)		
EH-100F	TEMP FOOD FACILITY - LATE SUBMITTAL	\$53	\$232	(\$179)	22.8%	100%	\$0	a
EH-101	COMMUNITY EVENT ORGANIZER	\$4,377	\$9,027	(\$4,650)	48.5%	100%	\$4,700	
EH-102	CERTIFIED FARMERS MARKET ORGANIZER	\$920	\$895	\$25	102.8%	100%	\$0	a
EH-103	COTTAGE FOOD APPLICATION	\$62	\$171	(\$109)	36.3%	100%	\$0	a
EH-104	COTTAGE FOOD COMPLAINT INVESTIG.	\$131	\$318	(\$187)	41.2%	100%	\$0	a
EH-105	CONSULTATION	\$139	\$416	(\$277)	33.4%	100%	\$0	a
EH-106	FOOD HAWKER - ANNUAL PERMIT	\$235	\$285	(\$50)	82.5%	100%	\$0	a
EH-107	FOOD HAWKER - TEMPORARY PERMIT	\$30	\$84	(\$54)	35.7%	100%	\$0	a
EH-108	SENIOR FEEDING SITE	\$298	\$883	(\$585)	33.7%	34%	\$0	a
EH-109	COTTAGE FOOD OPERATION - CLASS A	\$3,100	\$9,871	(\$6,771)	31.4%	100%	\$6,800	
EH-110	COTTAGE FOOD OPERATION - CLASS B	\$5,125	\$9,529	(\$4,404)	53.8%	100%	\$4,400	
EH-111	REPEAT VIOLATION	\$240	\$170	\$70	141.2%	100%	\$0	a
EH-112	PLAN REVISION	\$190	\$416	(\$226)	45.7%	100%	\$0	a
EH-113	MOBILE FOOD/FOOD CART IMPOUND	\$973	\$4,551	(\$3,578)	21.4%	44%	\$0	a
EH-114	VENDING MACHINE - OPEN BEVERAGE	\$1,152	\$2,945	(\$1,793)	39.1%	40%	\$0	
EH-115	VENDING MACHINE-POTENTIAL HAZ FOOD	\$2,502	\$5,890	(\$3,388)	42.5%	43%	\$0	
EH-116	CALIFORNIA RETAIL FOOD CODE BOOKLET	N/A	N/A	N/A	N/A	100%	\$0	a
EH-117	SEASONAL FOOD VENDOR	\$300	\$330	(\$30)	90.9%	100%	\$0	a
EH-118	PERSONAL FOOD VENDOR	N/A	N/A	N/A	N/A	100%	\$0	e
EH-119	FOOD DEMONSTRATOR	\$303	\$227	\$76	133.5%	100%	\$0	a
EH-120	OPEN AIR BARBEQUE	\$3,024	\$6,700	(\$3,676)	45.1%	100%	\$3,700	
EH-121	LITTLE LEAGUE SNACK SHACK	\$1,845	\$3,683	(\$1,838)	50.1%	100%	\$1,800	
EH-122	COMMUNITY FOOD PRODUCER/GLEANER	\$91	\$220	(\$129)	41.4%	100%	\$0	a
EH-123	SOFT SERVE ICE CREAM/FROZEN YOGURT	\$35,516	\$58,170	(\$22,654)	61.1%	100%	\$22,700	
EH-123A	SOFT SERVE STATE LICENSE SURCHARGE	N/A	N/A	N/A	N/A	100%	\$0	d
EH-124	SHARED FOOD FACILITY OWNER/OPERATOR	\$5,127	\$5,723	(\$596)	89.6%	100%	\$600	
EH-125	SHARED FOOD FACILITY TENANT	\$3,975	\$10,172	(\$6,197)	39.1%	100%	\$6,200	
EH-127	CERTIFIED FARMER'S MARKET STAND	\$7,058	\$7,277	(\$219)	97.0%	100%	\$200	
EH-128	FOOD PC - RESTAURANT	\$6,084	\$7,982	(\$1,898)	76.2%	100%	\$1,200	
EH-129	FOOD PC - RESTAURANT MINOR REMODEL	\$0	\$158	(\$158)	0.0%	100%	\$0	
EH-130	FOOD PC - REST VERY LIMITED REMODEL	\$0	\$127	(\$127)	0.0%	100%	\$0	
EH-131	FOOD PC - FOOD MARKET RETAIL	\$4,920	\$5,683	(\$763)	86.6%	100%	\$800	
EH-132	FOOD PC - FOOD MKT RETAIL MIN REMOD	N/A	N/A	N/A	N/A	100%	\$0	
EH-133	FOOD PC - FOOD PROCESS/SHARED FAC	\$4,715	\$6,618	(\$1,903)	71.2%	100%	\$1,900	
EH-134	FOOD PC - FOOD PROC/SFF MINOR REMOD	N/A	N/A	N/A	N/A	100%	\$0	a
EH-135	FOOD PC - MISCELLANEOUS	\$72	\$368	(\$296)	19.6%	100%	\$0	b
EH-136	MOBILE FOOD FACILITY PC - RC1	\$250	\$1,076	(\$826)	23.2%	23%	\$0	a
EH-137	MOBILE FOOD FACILITY PC - RC4	\$1,165	\$2,416	(\$1,251)	48.2%	50%	\$0	a
EH-138	FOOD PC - FOOD WAREHOUSE	\$970	\$1,076	(\$106)	90.1%	100%	\$0	a
EH-138A	FOOD PC - COMMISSARY	\$970	\$3,623	(\$2,653)	26.8%	69%	\$0	a
EH-139	FOOD PC - FOOD SALVAGER	\$965	\$1,076	(\$111)	89.7%	100%	\$0	a
EH-140	MOBILE FOOD FACILITY PC - RC2-3	\$445	\$1,076	(\$631)	41.4%	41%	\$0	a
EH-141	FOOD PC - MENU CHANGE/EQUIP REVIEW	\$69	\$464	(\$395)	14.9%	100%	\$0	a
EH-142	FOOD PC - CHANGE IN FACIL RISK CAT.	N/A	N/A	N/A	N/A	100%	\$0	a
EH-143	FOOD PC - HACCP	\$638	\$380	\$258	167.9%	100%	\$0	a
EH-144	FOOD PC - BED & BREAKFAST	\$720	\$841	(\$121)	85.6%	100%	\$0	a
EH-145	FOOD PC - SHARED KITCHEN	\$0	\$1,803	(\$1,803)	0.0%	100%	\$0	a
EH-146	FOOD PC - AFTER HOURS INSPECTION	\$190	\$575	(\$385)	33.0%	100%	\$0	a
EH-147	FOOD PC - EXPEDITED	N/A	N/A	N/A	N/A	100%	\$0	
EH-148	NO SHOW OFFICE HEARING PENAL.	N/A	N/A	N/A	N/A	100%	\$0	
EH-148A	MISSED ROUTINE INSPECTION	\$42	\$183	(\$141)	23.0%	100%	\$100	
EH-149	FOOD - REINSPECTION	\$240	\$407	(\$167)	59.0%	100%	\$200	
EH-150	FOOD - LATE PAYMENT PENALTY	\$0	\$318	(\$318)	0.0%	100%	\$0	
EH-151	FOOD - ADD A PARTNER	\$65	\$130	(\$65)	50.0%	100%	\$100	
EH-152	FOOD - COPY OF OFFICIAL RECORDS	\$1	\$47	(\$46)	2.1%	100%	\$0	
EH-160	MASSAGE FACILITY	\$15,840	\$33,217	(\$17,377)	47.7%	100%	\$17,400	
EH-161	HEALTH/FITNESS CENTER	\$6,150	\$11,324	(\$5,174)	54.3%	100%	\$5,200	
EH-162	TANNING SALON	\$1,272	\$3,020	(\$1,748)	42.1%	100%	\$1,700	
EH-163	LAUNDRY FACILITY	\$15,355	\$28,749	(\$13,394)	53.4%	100%	\$13,400	

SUBTOTAL - FOOD PROGRAM

\$2,231,530

\$3,051,280

(\$819,750)

73.1%

\$614,400

NOTES:

- (a) Insufficient data to determine financial impact
- (b) Fee determined by actual time and costs
- (c) Revenues from Inter-Departmental MOU or General Fund
- (d) Fees are set by the State
- (e) Recommend removing fee as service is no longer provided.

Conclusion of Food Program Services

If the suggestions made in Appendix A are approved, approximately \$614,400 in new revenue could be realized annually.

Hazardous Materials/CUPA Services

These service centers are identified for Hazardous Materials/CUPA Services.

Table 3
Hazardous Materials/CUPA Program

REF # (1)	SERVICE (2)	TOTAL FEE REVENUE (3)	TOTAL SERVICE COST (4)	TOTAL PROFIT/ (SUBSIDY) (5)	PCT. RECOVERY FROM FEES		POSSIBLE NEW REVENUE (8)
					ACTUAL (6)	SUGGEST (7)	
EH-164	GARMENT MANUFACTURING	\$1,938	\$2,072	(\$134)	93.5%	100%	\$100
EH-200	BODY ART FACILITY	\$7,200	\$11,407	(\$4,207)	63.1%	100%	\$4,200
EH-200A	BODY ART FACILITY PLAN CHECK	\$12,150	\$15,099	(\$2,949)	80.5%	100%	\$2,900
EH-201	BODY ART PRACTITIONER	\$10,080	\$16,898	(\$6,818)	59.7%	100%	\$6,800
EH-201A	BODY ART PIERCING ONLY/REGISTRATION	\$477	\$736	(\$259)	64.8%	100%	\$300
EH-201B	BODY ART PRACT REGISTRATION REPLACE	N/A	N/A	N/A	N/A	100%	\$0
EH-202	MED WASTE: SM QUANTITY ONSITE TREAT	\$555	\$670	(\$115)	82.8%	100%	\$100
EH-203	MED WASTE: SMALL QUANTITY	\$42,336	\$78,813	(\$36,477)	53.7%	100%	\$36,500
EH-204	MED WASTE: LIMITED QUANTITY HAULING	N/A	N/A	N/A	N/A	100%	\$0
EH-205	MED WASTE: COMM. STOR. FACIL. 2-10	\$514	\$507	\$7	101.4%	100%	\$0
EH-206	MED WASTE: COMM. STOR. FACIL. 11-49	\$2,964	\$2,419	\$545	122.5%	100%	(\$500)
EH-207	MED WASTE: COMM. STOR. FACIL. 50+	\$1,008	\$847	\$161	119.0%	100%	\$0
EH-208	MED WASTE: TRANSFER STATION-LGE QTY	\$1,008	\$622	\$386	162.1%	100%	\$0
EH-209	MED WASTE: ACUTE CARE HOSP. 1-99	\$1,363	\$921	\$442	148.0%	100%	(\$400)
EH-210	MED WASTE: ACUTE CARE HOSP. 100-199	\$1,851	\$1,693	\$158	109.3%	100%	(\$200)
EH-211	MED WASTE: ACUTE CARE HOSP. 200-250	\$2,340	\$2,391	(\$51)	97.9%	100%	\$100
EH-212	MED WASTE: ACUTE CARE HOSP. 251+	\$6,100	\$5,679	\$421	107.4%	100%	(\$400)
EH-213	MED WASTE: SPECIALTY CLINIC	\$19,760	\$19,096	\$664	103.5%	100%	\$0
EH-214	MED WASTE: SKILL NURSING FAC, 1-99	\$10,931	\$12,689	(\$1,758)	86.1%	100%	\$1,800
EH-215	MED WASTE: SKILL NURS. FAC. 100-199	\$750	\$896	(\$146)	83.7%	100%	\$100
EH-216	MED WASTE: SKILL NURS. FAC. 200+	\$910	\$1,120	(\$210)	81.3%	100%	\$200
EH-217	MED WASTE: ACUTE PSYCH. HOSPITAL	\$504	\$410	\$94	122.9%	100%	\$0
EH-218	MED WASTE: INTERMEDIATE CARE	\$750	\$473	\$277	158.6%	100%	(\$300)
EH-219	MED WASTE: PRIMARY CARE	\$3,640	\$3,386	\$254	107.5%	100%	(\$300)
EH-220	MED WASTE: CLINICAL LABORATORY	\$525	\$548	(\$23)	95.8%	100%	\$0
EH-221	MED WASTE: HEALTH CARE SVC PLAN FAC	\$2,730	\$2,316	\$414	117.9%	100%	(\$400)
EH-222	MED WASTE: VETERINARY CLINIC/HOSP.	\$4,920	\$6,123	(\$1,203)	80.4%	100%	\$1,200
EH-223	MED WASTE: MED/DENTAL/VET OFFICE	\$3,780	\$4,027	(\$247)	93.9%	100%	\$200
EH-224	MED WASTE: NURSE-OCCUP CARE	\$1,830	\$2,313	(\$483)	79.1%	100%	\$500
EH-225	MED WASTE: AUTOCLAVE	\$2,175	\$1,270	\$905	171.3%	100%	\$0
EH-226	TEMPORARY BODY ART PERMIT	\$296	\$2,083	(\$1,787)	14.2%	100%	\$1,800
EH-227	TEMP BODY ARTIST IN-FIELD LICENSING	\$32	\$148	(\$116)	21.6%	100%	\$100
EH-228	TEMPORARY BODY ART ORGANIZER	\$615	\$1,245	(\$630)	49.4%	100%	\$600
EH-229	TEMPORARY MOBILE HEALTH CLINIC	\$3,390	\$7,459	(\$4,069)	45.4%	100%	\$4,100
EH-230	TEMP MOBILE HEALTH CLINIC IN-FIELD	\$32	\$148	(\$116)	21.6%	100%	\$100
EH-231	HAZ MAT EMERGENCY RESPONSE	N/A	N/A	N/A	N/A	100%	\$0
EH-232	EMERG RESP: HAZ MAT EDUCATION	N/A	N/A	N/A	N/A	100%	\$0
EH-250	CUPA: CONDITIONAL AUTHORIZATION	\$5,550	\$7,406	(\$1,856)	74.9%	100%	\$1,900
EH-251	CUPA: CONDITIONAL EXEMPTION	\$487	\$1,365	(\$878)	35.7%	100%	\$900
EH-252	CUPA: EACH ADD'L REGULATED MATERIAL	\$1,595	\$2,755	(\$1,160)	57.9%	100%	\$1,200
EH-253	CUPA: HAZ WASTE PRODUCER 0-4	\$300,295	\$531,697	(\$231,402)	56.5%	100%	\$231,400
EH-254	CUPA: HAZ WASTE PRODUCER 5-19	\$146,168	\$251,993	(\$105,825)	58.0%	100%	\$105,800
EH-255	CUPA: HAZ WASTE PRODUCER 20-100	\$83,272	\$143,988	(\$60,716)	57.8%	100%	\$60,700
EH-255A	CUPA: HAZ WASTE PRODUCER 101-500	\$18,431	\$32,590	(\$14,159)	56.6%	100%	\$14,200
EH-256	CUPA: HAZ WASTE PRODUCER 501+	\$6,662	\$11,732	(\$5,070)	56.8%	100%	\$5,100
EH-257	CUPA: PERMIT BY RULE	\$8,325	\$11,211	(\$2,886)	74.3%	100%	\$2,900
EH-258	CUPA: RMP REVIEW - PGM 1	\$7,641	\$18,820	(\$11,179)	40.6%	100%	\$11,200
EH-259	CUPA: RMP REVIEW - PGM 2/3	\$29,646	\$69,328	(\$39,682)	42.8%	100%	\$39,700
EH-260	CUPA: SMALL QTY. SPECIFIED WASTE	\$3,048	\$6,461	(\$3,413)	47.2%	100%	\$3,400
EH-261	CUPA: X-RAY SILVER HALIDE GENERATOR	\$4,982	\$15,030	(\$10,048)	33.1%	100%	\$10,000
EH-262	CUPA: REINSPECTION	\$20,500	\$49,467	(\$28,967)	41.4%	100%	\$29,000
EH-263	CUPA: LATE PAYMENT PENALTY	N/A	N/A	N/A	N/A	100%	\$0
EH-264	CUPA: REPORT REVIEW/HRLY SUPPL. REV	\$0	\$541	(\$541)	0.0%	100%	\$0

City of Long Beach Cost of Services Study

REF # (1)	SERVICE (2)	TOTAL FEE REVENUE (3)	TOTAL SERVICE COST (4)	TOTAL PROFIT/ (SUBSIDY) (5)	PCT. RECOVERY FROM FEES		POSSIBLE NEW REVENUE (8)	
					ACTUAL (6)	SUGGEST (7)		
EH-265	CUPA: REFINERY SAFETY SURCHARGE	N/A	N/A	N/A	N/A	100%	\$0	d
EH-266	CALARP STATE SERVICE CHARGE	N/A	N/A	N/A	N/A	100%	\$0	d
EH-267	U/G STORAGE TANK STATE SERVICE CHG	N/A	N/A	N/A	N/A	100%	\$0	d
EH-268	GEN PROG OVERSIGHT STATE SVC CHARGE	N/A	N/A	N/A	N/A	100%	\$0	d
EH-269	A/G PETROLEUM STORAGE ACT SURCHARGE	N/A	N/A	N/A	N/A	100%	\$0	d
EH-280	CUPA: SITE MITIGATION EXPEDITE	N/A	N/A	N/A	N/A	100%	\$0	b
EH-281	CUPA: UST REMEDIAL OVERSITE PERMIT	N/A	N/A	N/A	N/A	100%	\$0	b
EH-282	CUPA: UST SITE CHARACTERIZATION	N/A	N/A	N/A	N/A	100%	\$0	b
EH-283	CUPA: UST REMEDIAL OVERSITE	\$379	\$472	(\$93)	80.3%	100%	\$0	a
EH-284	CUPA: UST REMOVAL REPORT REVIEW	N/A	N/A	N/A	N/A	100%	\$0	b
EH-285	HAZARDOUS WASTE SITE MITIGATION	N/A	N/A	N/A	N/A	100%	\$0	b

SUBTOTAL - HAZ MAT/CUPA PROGRAM

\$786,435	\$1,361,380	(\$574,945)	57.8%
-----------	-------------	-------------	-------

\$576,600

NOTES:

- (a) Insufficient data to determine financial impact
- (b) Fee determined by actual time and costs
- (c) Revenues from Inter-Departmental MOU or General Fund
- (d) Fees are set by the State
- (e) Recommend removing fee as service is no longer provided.

Conclusion of Hazardous Materials/CUPA Services

If the suggestions made in Appendix A are approved, approximately \$576,600 in new revenue could be realized annually.

Vector Control Program Services

These service centers are identified for Vector Control Program Services.

Table 4
Vector Control Program

REF # (1)	SERVICE (2)	TOTAL FEE REVENUE (3)	TOTAL SERVICE COST (4)	TOTAL PROFIT/ (SUBSIDY) (5)	PCT. RECOVERY FROM FEES		POSSIBLE NEW REVENUE (8)
					ACTUAL (6)	SUGGEST (7)	
EH-300	PIGEON KEEPER PERMIT	\$228	\$784	(\$556)	29.1%	100%	\$600
EH-301	PRIVATE STABLE PERMIT	\$2,086	\$3,657	(\$1,571)	57.0%	100%	\$1,600
EH-302	MOSQUITO/AFRICANIZED BEE ABATEMENT	\$92,252	\$107,019	(\$14,767)	86.2%	100%	\$0
EH-303	VECTOR CONTROL DEMOLITION PERMIT	\$3,700	\$8,030	(\$4,330)	46.1%	100%	\$4,300
EH-304	VECTOR CONTROL REINSPECTION	\$235	\$261	(\$26)	90.0%	100%	\$0
SUBTOTAL - VECTOR CONTROL PROGRAM		\$98,501	\$119,751	(\$21,250)	82.3%		\$6,500

NOTES:

- (a) Insufficient data to determine financial impact
- (b) Fee determined by actual time and costs
- (c) Revenues from Inter-Departmental MOU or General Fund
- (d) Fees are set by the State
- (e) Recommend removing fee as service is no longer provided.

Conclusion of Vector Control Program Services

If the suggestions made in Appendix A are approved, approximately \$6,500 in new revenue could be realized annually.

Noise Control Program Services

These service centers are identified for Noise Control Program Services.

Table 5
Noise Control Program

REF # (1)	SERVICE (2)	TOTAL FEE REVENUE (3)	TOTAL SERVICE COST (4)	TOTAL PROFIT/ (SUBSIDY) (5)	PCT. RECOVERY FROM FEES		POSSIBLE NEW REVENUE (8)
					ACTUAL (6)	SUGGEST (7)	
EH-350	NOISE VARIANCE	\$2,830	\$6,864	(\$4,034)	41.2%	100%	\$4,000
EH-351	NOISE CONTROL BUS. LIC. INSPECTION	\$245	\$373	(\$128)	65.7%	100%	\$100
EH-352	NOISE COMPLAINT INVEST. & RESPONSE	\$0	\$91,727	(\$91,727)	0.0%	100%	\$91,700
SUBTOTAL - NOISE CONTROL PROGRAM		\$3,075	\$98,964	(\$95,889)	3.1%		\$95,800

NOTES:

- (a) Insufficient data to determine financial impact
- (b) Fee determined by actual time and costs
- (c) Revenues from Inter-Departmental MOU or General Fund
- (d) Fees are set by the State
- (e) Recommend removing fee as service is no longer provided.

Conclusion of Noise Control Program Services

If the suggestions made in Appendix A are approved, approximately \$95,800 in new revenue could be realized annually. This includes \$91,700 in additional support from the General Fund for the Noise Complaint Investigations & Response service (EH-352).

Commercial Cannabis Program Services

These service centers are identified for Commercial Cannabis Program Services.

Table 6
Commercial Cannabis Program

REF # (1)	SERVICE (2)	TOTAL FEE REVENUE (3)	TOTAL SERVICE COST (4)	TOTAL PROFIT/ (SUBSIDY) (5)	PCT. RECOVERY FROM FEES		POSSIBLE NEW REVENUE (8)
					ACTUAL (6)	SUGGEST (7)	
EH-400	ADULT USE CANNABIS DISPENSARY	\$40,560	\$61,262	(\$20,702)	66.2%	100%	\$20,700
EH-401	ADULT USE CANNABIS CULTIVATOR	\$22,210	\$28,897	(\$6,687)	76.9%	100%	\$6,700
EH-402	ADULT USE CANNABIS MANUFACTURER	\$74,005	\$97,652	(\$23,647)	75.8%	100%	\$23,600
EH-403	ADULT USE CANNABIS DISTRIBUTOR	\$47,480	\$78,737	(\$31,257)	60.3%	100%	\$31,300
EH-405	SHARED USE CANNABIS MANUF FACILITY	\$6,420	\$5,312	\$1,108	120.9%	100%	(\$1,100)
EH-406	SHARED USE CANNABIS MANUF. TENANT	\$159	\$564	(\$405)	28.2%	100%	\$400
EH-408	PC: CANNABIS DISPENSARY	\$0	\$3,811	(\$3,811)	0.0%	100%	\$3,800
EH-409	PC: CANNABIS MANUFACTURER	\$0	\$4,699	(\$4,699)	0.0%	100%	\$4,700
EH-410	PC: CANNABIS DISTRIBUTOR	\$0	\$1,076	(\$1,076)	0.0%	100%	\$1,100
EH-411	PC: CANNABIS CULTIVATION	\$0	\$7,368	(\$7,368)	0.0%	100%	\$7,400
EH-412	PC: SHARED USE CANNABIS MANUF. FAC.	\$4,715	\$4,699	\$16	100.3%	100%	\$0
EH-413	PC: SHARED USE CANNABIS MANUF. TEN.	\$2,358	\$2,352	\$6	100.3%	100%	\$0
EH-414	PC: CANNABIS MINOR REMODEL	N/A	N/A	N/A	N/A	100%	\$0
EH-415	CANNABIS PLAN CONSULTATION	\$139	\$184	(\$45)	75.5%	100%	\$0
EH-416	CANNABIS - REINSPECTION	\$240	\$318	(\$78)	75.5%	100%	\$0
SUBTOTAL - COMMERCIAL CANNABIS PROGRAM		\$198,286	\$296,931	(\$98,645)	66.8%		\$98,600

NOTES:

- (a) Insufficient data to determine financial impact
- (b) Fee determined by actual time and costs
- (c) Revenues from Inter-Departmental MOU or General Fund
- (d) Fees are set by the State
- (e) Recommend removing fee as service is no longer provided.

Conclusion of Commercial Cannabis Program Services

If the suggestions made in Appendix A are approved, approximately \$98,600 in new revenue could be realized annually.

Tobacco Retail Enforcement Program Services

These service centers are identified for Tobacco Retail Enforcement Program Services.

Table 7
Tobacco Retail Enforcement Program

REF # (1)	SERVICE (2)	TOTAL FEE REVENUE (3)	TOTAL SERVICE COST (4)	TOTAL PROFIT/ (SUBSIDY) (5)	PCT. RECOVERY FROM FEES		POSSIBLE NEW REVENUE (8)
					ACTUAL (6)	SUGGEST (7)	
EH-500	TOBACCO RETAIL PERMIT	\$301,350	\$329,594	(\$28,244)	91.4%	100%	\$28,200
EH-501	TOBACCO RETAIL REINSPECTION	\$2,160	\$1,933	\$227	111.7%	100%	(\$200)
EH-502	TOBACCO RETAIL SPECIAL EVENT PERMIT	\$1,130	\$2,080	(\$950)	54.3%	100%	\$1,000

SUBTOTAL - TOBACCO RETAIL ENFORCE. PROGRAM

\$304,640

\$333,607

(\$28,967)

91.3%

\$29,000

NOTES:

(a) Insufficient data to determine financial impact

(b) Fee determined by actual time and costs

(c) Revenues from Inter-Departmental MOU or General Fund

(d) Fees are set by the State

(e) Recommend removing fee as service is no longer provided.

Conclusion of Tobacco Retail Enforcement Program Services

If the suggestions made in Appendix A are approved, approximately \$29,000 in new revenue could be realized annually.

Miscellaneous Services

These service centers are identified for Miscellaneous Services.

Table 8
Miscellaneous

REF # (1)	SERVICE (2)	TOTAL FEE REVENUE (3)	TOTAL SERVICE COST (4)	TOTAL PROFIT / (SUBSIDY) (5)	PCT. RECOVERY FROM FEES		POSSIBLE NEW REVENUE (8)
					ACTUAL (6)	SUGGEST (7)	
EH-550	OFFICE HEARING	\$139	\$441	(\$302)	31.5%	100%	\$0
EH-551	LICENSE/PERMIT INSPECTION	\$165	\$268	(\$103)	61.6%	100%	\$100
EH-552	ENVIRON HEALTH REINSPECTION (GEN)	\$240	\$330	(\$90)	72.7%	100%	\$0
EH-553	ENVIRONMENTAL HEALTH MATERIALS	\$0	\$0	N/A	N/A	100%	\$0
EH-554	ENVIRON HEALTH TECHNOLOGY SURCHARGE	\$0	\$131,806	(\$131,806)	0.0%	100%	\$131,800
SUBTOTAL - MISCELLANEOUS SERVICES		\$544	\$132,845	(\$132,301)	0.4%		\$131,900

NOTES:

- (a) Insufficient data to determine financial impact
- (b) Fee determined by actual time and costs
- (c) Revenues from Inter-Departmental MOU or General Fund
- (d) Fees are set by the State
- (e) Recommend removing fee as service is no longer provided.

Conclusion of Services

If the suggestions made in Appendix A are approved, approximately \$131,900 in new revenue could be realized annually. This includes revenue of \$131,800 for a new Technology Surcharge fee (EH-554) to support the technology needs of the Bureau.

Summary of Personal Choice Services

The following Table 9 summarizes the recommendations and suggestions made in this Chapter.

Table 9
Summary

SERVICE (2)	TOTAL FEE REVENUE (3)	TOTAL SERVICE COST (4)	TOTAL PROFIT/ (SUBSIDY) (5)	PCT. RECOVERY FROM FEES		POSSIBLE NEW REVENUE (8)
				ACTUAL (6)	SUGGEST (7)	
WATER PROGRAM	\$423,500	\$686,097	(\$262,597)	61.7%	100%	\$260,900
FOOD PROGRAM	\$2,231,530	\$3,051,280	(\$819,750)	73.1%	100%	\$614,400
HAZARDOUS MATERIALS/CUPA PROGRAM	\$786,435	\$1,361,380	(\$574,945)	57.8%	100%	\$576,600
VECTOR CONTROL PROGRAM	\$98,501	\$119,751	(\$21,250)	82.3%	100%	\$6,500
NOISE CONTROL PROGRAM	\$3,075	\$98,964	(\$95,889)	3.1%	100%	\$95,800
COMMERCIAL CANNABIS PROGRAM	\$198,286	\$296,931	(\$98,645)	66.8%	100%	\$98,600
TOBACCO RETAIL ENFORCEMENT PROGRAM	\$304,640	\$333,607	(\$28,967)	91.3%	100%	\$29,000
MISCELLANEOUS SERVICES	\$544	\$132,845	(\$132,301)	0.4%	100%	\$131,900
	<u>\$4,046,511</u>	<u>\$6,080,855</u>	<u>(\$2,034,344)</u>	<u>66.5%</u>		<u>\$1,813,700</u>

If all the recommendations and suggestions made in this Chapter and in Appendix A are adopted, the City would raise \$1,813,700 on an annual basis. This includes \$91,700 in additional revenues from other City funds and departments.

Taxpayer Equity Achieved. By taking such positive actions, the City's financial picture would be improved, far more equity between taxpayers and fee-payers could be gained.

Department Fees not included in this Study. The Animal Keeper fee was not studied at this point and will be revisited along with additional assessments of the service.

CHAPTER V

CONCLUSION

Elimination of Subsidies

This Report highlights and recommends that the identified subsidies be eliminated as being unintentional. Service users thus can vote with their dollars and not use a service for which they are unwilling or unable to pay. Hidden subsidies, which have existed for many of the City's supposedly self-financed and self-supporting services, can now be re-evaluated.

Issues Involved

The basic issue involved in viewing the results of the analysis presented by this text is to what degree fees should be expected to support the costs of the services.

Or viewed another way, to what extent should taxes and grants be utilized to subsidize the difference between the costs of each service center and the revenue produced from fees paid by the user of that service'?

Addressing of Issues by City Council

The City Council should address the principles and issues enumerated herein to determine where, and to what extent, grants will be utilized to cover costs incurred in the provision of special services.

Specific Policy Alternatives to Be Answered. Once the above cost issues are determined then the City Council has four clear policy alternatives available as to the revenue/cost mix of each service center:

- Continue any tax and grant subsidy which might be found.
 - Eliminate the tax and grant subsidy by increasing fees to cover all "costs reasonably borne".
 - Reduce costs by reducing the level of service.
 - Decide on an appropriate level of subsidy.
-

Cost Model

As part of this process the City will be receiving the Costing Model developed and used by RCS. This will give the City the ability to update the model itself on an as-needed basis and as appropriate.

Conclusion

The City has appropriately responded to the mandate and spirit of Proposition 4. It is utilizing the passage of Propositions 4, 13, 26, and 218 and the attention given to them as an opportunity to review its financial structure and philosophy, and to institute a businesslike cost control system, tailored to the City's needs, to supplement its governmental accounting and budgeting systems.

The cooperation, excellent support and data provided in accomplishment of the work reported herein speaks well of the way in which a City organization can adapt to the so-called "new realities" of California governmental finance.

~ END ~

APPENDIX A - SUMMARY OF CURRENT FEES AND PROPOSED FEES

**CITY OF LONG BEACH
FEE COMPARISON REPORT
FY 2021-2022**

REF #: EH-001

TITLE: SWIM POOL/SPA ANNUAL REVIEW

CURRENT FEE

Public Pool - \$375 per spa or pool
Combo Pool/Spa - \$324 per spa or pool

RECOMMENDED FEE

\$450 per spa or pool

REF #: EH-002A

TITLE: PUBLIC POOL & SAFETY SURCHARGE

CURRENT FEE

\$6.35 per permit

RECOMMENDED FEE

Remove this fee from the fee schedule as this service is no longer provided.

REF #: EH-003

TITLE: BACKFLOW PREV DEVICE ANNUAL INSPECT

CURRENT FEE

1 device - \$200
2-9 devices - \$215
10-19 devices - \$745
20+ devices - \$2,105

RECOMMENDED FEE

1-9 devices - \$270 per permit plus \$58 per device
10+ devices - \$792 per permit plus \$39 per device over 9 devices

REF #: EH-004

TITLE: WATER DIST LINE CLEARANCE INSPECT

CURRENT FEE

\$303 each

RECOMMENDED FEE

\$610 each

REF #: EH-005

TITLE: SEWAGE CLEANING VEHICLE INSPECTION

CURRENT FEE

\$245 per annual permit

RECOMMENDED FEE

\$355 per annual permit

REF #: EH-006

TITLE: TOILET RENTAL AGENCY INSPECTION

CURRENT FEE

\$494 per inspection

RECOMMENDED FEE

\$355 per inspection

**CITY OF LONG BEACH
FEE COMPARISON REPORT
FY 2021-2022**

REF #: EH-007

TITLE: PRIVATE WASTE COLLECTOR INSPECTION

CURRENT FEE

\$415 per inspection

RECOMMENDED FEE

\$355 per inspection

REF #: EH-008

TITLE: ANNUAL RECYCLED WATER INSPECTION

CURRENT FEE

At cost for time/materials

RECOMMENDED FEE

At cost for time/materials with a 4 hour minimum

REF #: EH-009

TITLE: FOUR YEAR RECYCLED WATER SHUTDOWN

CURRENT FEE

At cost for time/materials

RECOMMENDED FEE

At cost for time/materials with a 4 hour minimum

REF #: EH-015

TITLE: WATER PC - MINOR REMODEL/EQ CHANGE

CURRENT FEE

50% of standard plan check fee

RECOMMENDED FEE

50% of standard plan check fee

REF #: EH-016

TITLE: WATER PC - EXPEDITED

CURRENT FEE

Double the standard plan check fee

RECOMMENDED FEE

Double the standard plan check fee

REF #: EH-017

TITLE: WATER PC/IN - SWIM POOL/SPA (PUB)

CURRENT FEE

\$620 per plan/permit (per body of water)

RECOMMENDED FEE

\$1,305 per plan/permit (per body of water)

**CITY OF LONG BEACH
FEE COMPARISON REPORT
FY 2021-2022**

<hr/>	
REF #: EH-018	TITLE: WATER PC/IN - SWIM POOL/SPA (COMBO)
<u>CURRENT FEE</u>	<u>RECOMMENDED FEE</u>
\$620 per plan	Remove this fee from the fee schedule as the service is no longer provided.
<hr/>	
REF #: EH-019	TITLE: WATER PC/IN - POOL REMODEL
<u>CURRENT FEE</u>	<u>RECOMMENDED FEE</u>
\$540 per plan/permit (per body of water)	\$945 per plan/permit (per body of water)
<hr/>	
REF #: EH-020	TITLE: WATER PC/IN - SEWAGE DISPOSAL SYST
<u>CURRENT FEE</u>	<u>RECOMMENDED FEE</u>
\$679 per plan/permit	\$800 per plan/permit
<hr/>	
REF #: EH-021	TITLE: WATER PC/IN - DRINK WATER WELL CONS
<u>CURRENT FEE</u>	<u>RECOMMENDED FEE</u>
\$494 per well	\$800 per well
<hr/>	
REF #: EH-022	TITLE: WATER PC/IN - MONITOR WELL CONSTR
<u>CURRENT FEE</u>	<u>RECOMMENDED FEE</u>
\$345 per well	\$410 per well
<hr/>	
REF #: EH-023	TITLE: WATER PC/IN - WATER WELL ABANDON
<u>CURRENT FEE</u>	<u>RECOMMENDED FEE</u>
\$458 per well	\$410 per well

**CITY OF LONG BEACH
FEE COMPARISON REPORT
FY 2021-2022**

<hr/>	
REF #: EH-024	TITLE: WATER PC/IN - SOIL BORING/PROBE
<u>CURRENT FEE</u>	<u>RECOMMENDED FEE</u>
\$458 per plan/permit	\$410 per plan/permit
<hr/>	
REF #: EH-025	TITLE: WATER PC/IN - CATHODIC WELL
<u>CURRENT FEE</u>	<u>RECOMMENDED FEE</u>
\$565 per plan/permit	\$565 per well/permit
<hr/>	
REF #: EH-026	TITLE: WATER PC/IN - BACKFLOW PREV. DEVICE
<u>CURRENT FEE</u>	<u>RECOMMENDED FEE</u>
\$200 per plan/permit	\$770 per plan/permit
<hr/>	
REF #: EH-027	TITLE: PC/IN - RECYCLED WATER/CROSS CONN.
<u>CURRENT FEE</u>	<u>RECOMMENDED FEE</u>
\$1,075 per plan/permit	\$1,075 per plan/permit
<hr/>	
REF #: EH-028	TITLE: PC/IN - LOW IMPACT DEVEL (LID) SYST
<u>CURRENT FEE</u>	<u>RECOMMENDED FEE</u>
Without Onsite Water Reuse - \$535 per plan/permit With Onsite Water Reuse - \$1,075 per plan/permit	Without Onsite Water Reuse - \$645 per plan/permit With Onsite Water Reuse - \$1,220 per plan/permit
<hr/>	
REF #: EH-030	TITLE: WATER REINSPECTION
<u>CURRENT FEE</u>	<u>RECOMMENDED FEE</u>
\$240 per reinspection	\$345 per reinspection

**CITY OF LONG BEACH
FEE COMPARISON REPORT
FY 2021-2022**

<hr/>	
REF #: EH-050	TITLE: CHARITABLE NON-PROFIT FOOD FACILITY
<u>CURRENT FEE</u>	<u>RECOMMENDED FEE</u>
\$615 per annual permit	\$620 per annual permit
<hr/>	
REF #: EH-051	TITLE: NON-PROFIT TEMP FOOD STAND-PREPACK
<u>CURRENT FEE</u>	<u>RECOMMENDED FEE</u>
\$58 per stand	\$145 per stand
<hr/>	
REF #: EH-052	TITLE: NON-PROFIT TEMP FOOD STAND-UNPACK
<u>CURRENT FEE</u>	<u>RECOMMENDED FEE</u>
\$75 per stand	\$325 per stand
<hr/>	
REF #: EH-053	TITLE: NON-PROFIT TEMP FOOD STAND-FLD LIC
<u>CURRENT FEE</u>	<u>RECOMMENDED FEE</u>
\$0 per stand	Double the standard application fee
<hr/>	
REF #: EH-054	TITLE: NON-PROFIT TEMP FOOD STAND-LATE SUB
<u>CURRENT FEE</u>	<u>RECOMMENDED FEE</u>
\$0 per stand	150% of standard application fee
<hr/>	
REF #: EH-055	TITLE: NON-PROF/CHARITY/COMM EVENT ORGANIZ
<u>CURRENT FEE</u>	<u>RECOMMENDED FEE</u>
\$103 per event Late Submittal Penalty - \$0	\$305 per event Late Submittal Penalty - 150% of standard application fee

**CITY OF LONG BEACH
FEE COMPARISON REPORT
FY 2021-2022**

REF #: EH-056

TITLE: LIM SVC CHARITABL FEED OPER REGIS

CURRENT FEE

\$84 per annual registration

RECOMMENDED FEE

\$170 per annual registration

REF #: EH-057

TITLE: PRHIP BED & BREAKFAST INSPECTION

CURRENT FEE

1-5 rooms - \$200 per annual permit
6-20 Rooms -\$420 per annual permit

RECOMMENDED FEE

\$325 per annual permit

REF #: EH-058

TITLE: AFTER-SCHOOL NUTRITION PROGRAM SITE

CURRENT FEE

\$83 per permit

RECOMMENDED FEE

\$215 per permit

REF #: EH-059

TITLE: RESTAURANT INSPECTION - 0-10 SEATS

CURRENT FEE

\$805 per annual permit

RECOMMENDED FEE

RC1 - \$805 per annual permit
RC2 - \$1,080 per annual permit

REF #: EH-060

TITLE: RESTAURANT INSPECTION - 11-30 SEATS

CURRENT FEE

\$1,040 per annual permit

RECOMMENDED FEE

RC1 - \$1,040 per annual permit
RC2 - \$1,445 per annual permit

REF #: EH-061

TITLE: RESTAURANT INSPECTION - 31-60 SEATS

CURRENT FEE

\$1,160 per annual permit

RECOMMENDED FEE

RC1 - \$1,160 per annual permit
RC2 - \$1,565 per annual permit

**CITY OF LONG BEACH
FEE COMPARISON REPORT
FY 2021-2022**

REF #: EH-062

TITLE: RESTAURANT INSPECT - 61-100 SEATS

CURRENT FEE

\$1,340 per annual permit

RECOMMENDED FEE

RC1 - \$1,340 per annual permit
RC2 - \$1,745 per annual permit

REF #: EH-063

TITLE: RESTAURANT INSPECT - 101-150 SEATS

CURRENT FEE

\$1,455 per annual permit

RECOMMENDED FEE

RC1 - \$1,455 per annual permit
RC2 - \$1,840 per annual permit

REF #: EH-064

TITLE: RESTAURANT INSPECT - 151-200 SEATS

CURRENT FEE

\$1,465 per annual permit

RECOMMENDED FEE

RC1 - \$1,465 per annual permit
RC2 - \$1,870 per annual permit

REF #: EH-065

TITLE: RESTAURANT INSPECT - 201-400 SEATS

CURRENT FEE

\$1,500 per annual permit

RECOMMENDED FEE

RC1 - \$1,500 per annual permit
RC2 - \$1,935 per annual permit

REF #: EH-066

TITLE: RESTAURANT INSPECT - 401+ SEATS

CURRENT FEE

\$1,635 per annual permit

RECOMMENDED FEE

RC1 - \$1,635 per annual permit
RC2 - \$2,040 per annual permit

REF #: EH-067

TITLE: BAR/TAVERN

CURRENT FEE

0-30 Seats - \$765 per annual permit
31-60 Seats - \$1,003 per annual permit
61+ Seats - \$1,120 per annual permit

RECOMMENDED FEE

RC1:
0-30 Seats - \$765 per annual permit
31-60 Seats - \$1,003 per annual permit
61+ Seats - \$1,120 per annual permit

RC2:
0-30 Seats - \$1,285 per annual permit
31-60 Seats - \$1,440 per annual permit
61+ Seats - \$1,565 per annual permit

**CITY OF LONG BEACH
FEE COMPARISON REPORT
FY 2021-2022**

REF #: EH-068

TITLE: PUBLIC SCHOOL CAFETERIA KITCHEN

CURRENT FEE

\$76 per annual permit

RECOMMENDED FEE

\$485 per annual permit

REF #: EH-069

TITLE: PUB SCHOOL SATELLITE FOOD FACILITY

CURRENT FEE

\$76 per annual permit

RECOMMENDED FEE

\$560 per annual permit

REF #: EH-070

TITLE: SATELLITE/KIOSK FOOD FAC - PREPACK

CURRENT FEE

\$255 per annual permit

RECOMMENDED FEE

\$500 per annual permit

REF #: EH-071

TITLE: SATELLITE/KIOSK FOOD FAC - UNPACK

CURRENT FEE

0-100 Square Feet - \$535 per annual permit
101+ Square Feet - \$745 per annual permit

RECOMMENDED FEE

0-100 Square Feet - \$565 per annual permit
101+ Square Feet - \$655 per annual permit

REF #: EH-072

TITLE: CATERER

CURRENT FEE

\$1,170 per annual permit

RECOMMENDED FEE

\$1,285 per annual permit

REF #: EH-073

TITLE: HOST FACILITY

CURRENT FEE

\$590 per annual permit

RECOMMENDED FEE

\$805 per annual permit

**CITY OF LONG BEACH
FEE COMPARISON REPORT
FY 2021-2022**

REF #: EH-074

TITLE: LICENSED HEALTH CARE FACIL KITCHEN

CURRENT FEE

0-59 Beds - \$595 per annual permit
60-100 Beds - \$849 per annual permit
101-150 Beds - \$955 per annual permit
151-200 Beds - \$1,135 per annual permit
201+ Beds - \$1,230 per annual permit

RECOMMENDED FEE

0-59 Beds - \$1,285 per annual permit
60-100 Beds - \$1,565 per annual permit
101-150 Beds - \$1,745 per annual permit
151-200 Beds - \$1,840 per annual permit
201+ Beds - \$1,970 per annual permit

REF #: EH-075

TITLE: PRIVATE SCHOOL KITCHEN

CURRENT FEE

Prepackaged - \$165 per annual permit
Unpackaged - \$664 per annual permit

RECOMMENDED FEE

Prepackaged - \$245 per annual permit
Unpackaged - \$485 per annual permit

REF #: EH-076

TITLE: MICROMARKET

CURRENT FEE

\$250 per annual permit

RECOMMENDED FEE

\$500 per annual permit

REF #: EH-077

TITLE: FOOD MARKET RETAIL - PREPACKAGED

CURRENT FEE

25-50 Square Feet - \$375 per annual permit
51-1,999 Square Feet - \$745 per annual permit
2,000-5,999 Square Feet - \$960 per annual permit
6,000+ Square Feet - \$1,245 per annual permit

RECOMMENDED FEE

25-50 Square Feet - \$525 per annual permit
51-1,999 Square Feet - \$765 per annual permit
2,000-5,999 Square Feet - \$915 per annual permit
6,000+ Square Feet - \$1,055 per annual permit

REF #: EH-078

TITLE: FOOD MARKET RETAIL - FOOD PREP

CURRENT FEE

51-1,999 Square Feet - \$780 per annual permit
2,000-5,999 Square Feet - \$1,008 per annual permit
6,000+ Square Feet - \$1,373 per annual permit

RECOMMENDED FEE

51-1,999 Square Feet - \$1,285 per annual permit
2,000-5,999 Square Feet - \$1,445 per annual permit
6,000+ Square Feet - \$1,565 per annual permit

REF #: EH-079

TITLE: FOOD MARKET WHOLESALE

CURRENT FEE

1-1,999 Square Feet - \$745 per annual permit
2,000-5,999 Square Feet - \$828 per annual permit
6,000+ Square Feet - \$975 per annual permit

RECOMMENDED FEE

1-1,999 Square Feet - \$1,320 per annual permit
2,000-5,999 Square Feet - \$1,580 per annual permit
6,000+ Square Feet - \$1,705 per annual permit

**CITY OF LONG BEACH
FEE COMPARISON REPORT
FY 2021-2022**

REF #: EH-080

TITLE: PRODUCE MARKET WHOLESALE

CURRENT FEE

1-999 Square Feet - \$745 per annual permit
1,000-1,999 Square Feet - \$828 per annual permit
2,000+ Square Feet - \$975 per annual permit

RECOMMENDED FEE

Remove this fee from the fee schedule as it is now handled by CDPH

REF #: EH-081

TITLE: FOOD SERVICE CART

CURRENT FEE

Without Plumbing - \$250 per annual permit
With Plumbing - \$664 per annual permit

RECOMMENDED FEE

Without Plumbing - \$300 per annual permit
With Plumbing - \$730 per annual permit

REF #: EH-082

TITLE: FOOD SERVICE CART WATER RESAMPLE

CURRENT FEE

\$59 per resample

RECOMMENDED FEE

\$180 per resample

REF #: EH-083

TITLE: FOOD SERVICE CART PERMIT REINSTATE

CURRENT FEE

\$180 each

RECOMMENDED FEE

\$185 each

REF #: EH-084

TITLE: FOOD SERVICE CART CHANGE OF LICENSE

CURRENT FEE

\$41.65 each

RECOMMENDED FEE

\$185 each

REF #: EH-085

TITLE: MOBILE SUPPORT UNIT

CURRENT FEE

\$415 per annual permit

RECOMMENDED FEE

\$300 per annual permit

**CITY OF LONG BEACH
FEE COMPARISON REPORT
FY 2021-2022**

<hr/>	
REF #: EH-086	TITLE: MISSED ROUTINE INSPECTION PENALTY
<u>CURRENT FEE</u>	<u>RECOMMENDED FEE</u>
\$41.65 each	\$185 each
<hr/>	
REF #: EH-088	TITLE: VEHICLE: FOOD RETAIL - NO PREP
<u>CURRENT FEE</u>	<u>RECOMMENDED FEE</u>
\$489 per annual permit	\$455 per annual permit
<hr/>	
REF #: EH-089	TITLE: VEHICLE: MOBILE FOOD PREPARATION
<u>CURRENT FEE</u>	<u>RECOMMENDED FEE</u>
\$828 per annual permit	\$960 per annual permit
<hr/>	
REF #: EH-090	TITLE: FOOD VEHICLE PERMIT TRANSFER
<u>CURRENT FEE</u>	<u>RECOMMENDED FEE</u>
\$113 per vehicle	This fee should be removed from the fee schedule as the service is no longer provided.
<hr/>	
REF #: EH-091	TITLE: MOBILE FOOD PREP - WATER RESAMPLE
<u>CURRENT FEE</u>	<u>RECOMMENDED FEE</u>
\$59 per resample	\$180 per resample
<hr/>	
REF #: EH-092	TITLE: MOBILE FOOD PREP - PERMIT REINSTATE
<u>CURRENT FEE</u>	<u>RECOMMENDED FEE</u>
\$180 each	\$185 each

**CITY OF LONG BEACH
FEE COMPARISON REPORT
FY 2021-2022**

REF #: EH-093

TITLE: MOBILE FOOD PREP - CHANGE OF LICEN.

CURRENT FEE

\$41.65 each

RECOMMENDED FEE

\$185 each

REF #: EH-094

TITLE: GROCERY VEHICLE WITH REFRIGERATION

CURRENT FEE

\$489 per annual permit

RECOMMENDED FEE

\$495 per annual permit

REF #: EH-095

TITLE: TRICYCLE MOBILE FOOD

CURRENT FEE

\$205 per annual permit

RECOMMENDED FEE

\$300 per annual permit

REF #: EH-096

TITLE: FOOD WAREHOUSE

CURRENT FEE

0-2,000 sq. ft. - \$473 per annual permit
2,001+ sq. ft. - \$745 per annual permit

RECOMMENDED FEE

0-2,000 sq. ft. - \$925 per annual permit
2,001+ sq. ft. - \$985 per annual permit

REF #: EH-097

TITLE: COMMISSARY MOBILE FOOD FACILITY

CURRENT FEE

0-10 Mobile Food Facilities - \$940 per annual permit
11-20 Mobile Food Facilities - \$1,170 per annual permit
20+ Mobile Food Facilities - \$1,300 per annual permit

RECOMMENDED FEE

0-10 Mobile Food Facilities - \$910 per annual permit
11-20 Mobile Food Facilities - \$1,130 per annual permit
20+ Mobile Food Facilities - \$1,210 per annual permit

REF #: EH-098

TITLE: RETAIL FOOD PROCESSER

CURRENT FEE

1-1,999 sq. ft. - \$780 per annual permit
2,000-5,999 sq. ft. - \$1,008 per annual permit
6,000+ sq. ft. - \$1,373 per annual permit

RECOMMENDED FEE

1-1,999 sq. ft. - \$1,285 per annual permit
2,000-5,999 sq. ft. - \$1,485 per annual permit
6,000+ sq. ft. - \$1,655 per annual permit

**CITY OF LONG BEACH
FEE COMPARISON REPORT
FY 2021-2022**

REF #: EH-099

TITLE: WHOLESALE FOOD PROCESSOR

CURRENT FEE

1-1,999 sq. ft. - \$1,500 per annual permit
2,000-5,999 sq. ft. - \$2,390 per annual permit
6,000+ sq. ft. - \$3,535 per annual permit

RECOMMENDED FEE

1-1,999 sq. ft. - \$2,075 per annual permit
2,000-5,999 sq. ft. - \$2,385 per annual permit
6,000+ sq. ft. - \$3,305 per annual permit

REF #: EH-100

TITLE: TEMP FOOD FACIL - CERT. FARMERS MKT

CURRENT FEE

Prepackaged food - \$205 per facility
Unpackaged food - \$390 per facility

RECOMMENDED FEE

Prepackaged food - \$320 per facility
Unpackaged food - \$470 per facility

REF #: EH-100A

TITLE: TEMP FOOD FACIL-PREPACK W/UNPCK SMP

CURRENT FEE

\$113 per facility

RECOMMENDED FEE

\$255 per facility

REF #: EH-100B

TITLE: TEMP FOOD FACILITY - UNPACKAGED

CURRENT FEE

\$159 per facility

RECOMMENDED FEE

\$435 per facility

REF #: EH-100C

TITLE: TEMP FOOD FACILITY - PREPACKAGED

CURRENT FEE

\$84 per facility

RECOMMENDED FEE

\$195 per facility

REF #: EH-100D

TITLE: TEMP FOOD FACILITY - SEASONAL

CURRENT FEE

Permit Fee + 50% fee each additional permit

RECOMMENDED FEE

Prepackaged Food - \$255 per facility
Unpackaged Food - \$375 per facility

**CITY OF LONG BEACH
FEE COMPARISON REPORT
FY 2021-2022**

<hr/>	
REF #: EH-100E	TITLE: TEMP FOOD FACIL - FIELD LIC CHARGE
<u>CURRENT FEE</u>	<u>RECOMMENDED FEE</u>
\$34.70 + Application Fee	Charge double the standard application fee.
<hr/>	
REF #: EH-100F	TITLE: TEMP FOOD FACILITY - LATE SUBMITTAL
<u>CURRENT FEE</u>	<u>RECOMMENDED FEE</u>
\$53 per stand in addition to standard application fees	Charge 150% of the standard application fee
<hr/>	
REF #: EH-101	TITLE: COMMUNITY EVENT ORGANIZER
<u>CURRENT FEE</u>	<u>RECOMMENDED FEE</u>
\$205 per event Late Submittal - \$72	\$410 per event Late Submittal - 150% of the standard application fee
<hr/>	
REF #: EH-102	TITLE: CERTIFIED FARMERS MARKET ORGANIZER
<u>CURRENT FEE</u>	<u>RECOMMENDED FEE</u>
\$710 per annual permit \$210 per quarterly permit	\$690 per annual permit \$210 per quarterly permit
<hr/>	
REF #: EH-103	TITLE: COTTAGE FOOD APPLICATION
<u>CURRENT FEE</u>	<u>RECOMMENDED FEE</u>
\$62 per application	\$170 per application plus the fully allocated hourly rates for all personnel involved for any time over 2 hours
<hr/>	
REF #: EH-104	TITLE: COTTAGE FOOD COMPLAINT INVESTIG.
<u>CURRENT FEE</u>	<u>RECOMMENDED FEE</u>
\$139 per hour (for minimum 1.5 hours) Additional hours - \$76 per hour	\$320 per investigation plus the fully allocated hourly rates for all personnel involved for any time over 1.5 hours

**CITY OF LONG BEACH
FEE COMPARISON REPORT
FY 2021-2022**

REF #: EH-105

TITLE: CONSULTATION

CURRENT FEE

\$139 per hour (minimum of 1.5 hours)
Additional hours - \$76 per hour

RECOMMENDED FEE

\$415 per review
plus the fully allocated hourly rates for all personnel involved for any
time over 3 hours

REF #: EH-106

TITLE: FOOD HAWKER - ANNUAL PERMIT

CURRENT FEE

\$235 per hawker annually

RECOMMENDED FEE

\$285 per hawker annually

REF #: EH-107

TITLE: FOOD HAWKER - TEMPORARY PERMIT

CURRENT FEE

\$30.15 per hawker per event

RECOMMENDED FEE

\$85 per hawker per event

REF #: EH-108

TITLE: SENIOR FEEDING SITE

CURRENT FEE

\$298 per site

RECOMMENDED FEE

\$300 per site

REF #: EH-109

TITLE: COTTAGE FOOD OPERATION - CLASS A

CURRENT FEE

\$62 per annual registration

RECOMMENDED FEE

\$200 per annual registration

REF #: EH-110

TITLE: COTTAGE FOOD OPERATION - CLASS B

CURRENT FEE

\$205 per annual permit

RECOMMENDED FEE

\$380 per annual permit

**CITY OF LONG BEACH
FEE COMPARISON REPORT
FY 2021-2022**

REF #: EH-111

TITLE: REPEAT VIOLATION

CURRENT FEE

\$240 per documented repeated violation

RECOMMENDED FEE

\$170 per documented repeated violation

REF #: EH-112

TITLE: PLAN REVISION

CURRENT FEE

\$190 paid by business owner for plan review due to changes after initial approval

RECOMMENDED FEE

\$415 paid by business owner for plan review due to changes after initial approval

REF #: EH-113

TITLE: MOBILE FOOD/FOOD CART IMPOUND

CURRENT FEE

\$245 per impound
\$483 per repeat impound (repeat occurrence/single client)

RECOMMENDED FEE

\$500 per impound
\$1,000 per repeat impound (repeat occurrence/single client)

REF #: EH-114

TITLE: VENDING MACHINE - OPEN BEVERAGE

CURRENT FEE

\$128 per annual permit per machine

RECOMMENDED FEE

\$130 per annual permit per machine

REF #: EH-115

TITLE: VENDING MACHINE-POTENTIAL HAZ FOOD

CURRENT FEE

\$139 per annual permit per machine

RECOMMENDED FEE

\$140 per annual permit per machine

REF #: EH-116

TITLE: CALIFORNIA RETAIL FOOD CODE BOOKLET

CURRENT FEE

\$5.85 each

RECOMMENDED FEE

\$6 each

**CITY OF LONG BEACH
FEE COMPARISON REPORT
FY 2021-2022**

REF #: EH-117

TITLE: SEASONAL FOOD VENDOR

CURRENT FEE

Time & Material

RECOMMENDED FEE

\$330 per annual permit

REF #: EH-118

TITLE: PERSONAL FOOD VENDOR

CURRENT FEE

Time & Material

RECOMMENDED FEE

This fee should be removed from the fee schedule as the service is no longer provided.

REF #: EH-119

TITLE: FOOD DEMONSTRATOR

CURRENT FEE

\$303 per annual permit

RECOMMENDED FEE

\$225 per annual permit

REF #: EH-120

TITLE: OPEN AIR BARBEQUE

CURRENT FEE

\$144 per annual permit

RECOMMENDED FEE

\$320 per annual permit

REF #: EH-121

TITLE: LITTLE LEAGUE SNACK SHACK

CURRENT FEE

\$205 per annual permit

RECOMMENDED FEE

\$410 per annual permit

REF #: EH-122

TITLE: COMMUNITY FOOD PRODUCER/GLEANER

CURRENT FEE

\$91 per application review

RECOMMENDED FEE

\$220 per application review

**CITY OF LONG BEACH
FEE COMPARISON REPORT
FY 2021-2022**

REF #: EH-123

TITLE: SOFT SERVE ICE CREAM/FROZEN YOGURT

CURRENT FEE

Dairy Ice Cream - \$333 per annual permit (incl. 1 unit)
Dairy Add'l Unit - \$59 each
Non-Dairy Ice Cream - \$333 per annual permit (incl. 1 unit)
Non Dairy Add'l Unit - \$59 each
Frozen Yogurt - \$333 per annual permit (incl. 1 unit)
Frozen Yogurt Add'l Unit - \$100 each

RECOMMENDED FEE

Dairy Ice Cream - \$530 per annual permit (incl. 1 unit)
Dairy Add'l Unit - \$150 each
Non-Dairy Ice Cream - \$530 per annual permit (incl. 1 unit)
Non Dairy Add'l Unit - \$150 each
Frozen Yogurt - \$725 per annual permit (incl. 1 unit)
Frozen Yogurt Add'l Unit - \$210 each

REF #: EH-123A

TITLE: SOFT SERVE STATE LICENSE SURCHARGE

CURRENT FEE

\$51.30 per permit

RECOMMENDED FEE

\$51.30 per permit

REF #: EH-124

TITLE: SHARED FOOD FACILITY OWNER/OPERATOR

CURRENT FEE

1-9,999 sq. ft - \$2,304 per annual permit
10,000+ sq. ft. - \$2,823 per annual permit

RECOMMENDED FEE

1-9,999 sq. ft - \$2,530 per annual permit
10,000+ sq. ft. - \$3,195 per annual permit

REF #: EH-125

TITLE: SHARED FOOD FACILITY TENANT

CURRENT FEE

\$159 per annual permit

RECOMMENDED FEE

\$405 per annual permit

REF #: EH-127

TITLE: CERTIFIED FARMER'S MARKET STAND

CURRENT FEE

1-20 certified producers - \$483 per annual permit
21-35 certified producers - \$843 per annual permit
36+ certified producers - \$1,385 per annual permit

RECOMMENDED FEE

1-20 certified producers - \$575 per annual permit
21-35 certified producers - \$725 per annual permit
36+ certified producers - \$815 per annual permit

**CITY OF LONG BEACH
FEE COMPARISON REPORT
FY 2021-2022**

REF #: EH-128

TITLE: FOOD PC - RESTAURANT

CURRENT FEE

0-60 seats - \$1,414 per plan
61-200 seats - \$2,160 per plan
201+ seats - \$2,510 per plan

RECOMMENDED FEE

RC1:
0-60 seats - \$1,414 per plan
61-200 seats - \$2,160 per plan
201+ seats - \$2,510 per plan

RC2:
0-60 seats - \$2,415 per plan
61-200 seats - \$2,660 per plan
201+ seats - \$2,905 per plan

REF #: EH-129

TITLE: FOOD PC - RESTAURANT MINOR REMODEL

CURRENT FEE

50% of appropriate fee per plan

RECOMMENDED FEE

50% of appropriate fee per plan

REF #: EH-130

TITLE: FOOD PC - REST VERY LIMITED REMODEL

CURRENT FEE

25% of appropriate fee per plan

RECOMMENDED FEE

25% of appropriate fee per plan

REF #: EH-131

TITLE: FOOD PC - FOOD MARKET RETAIL

CURRENT FEE

10-50 sq. ft. - \$550 per plan
51-1,999 sq. ft. - \$1,125 per plan
2,000-5,999 sq. ft. - \$1,525 per plan
6,000+ sq. ft. - \$1,720 per plan

RECOMMENDED FEE

10-50 sq. ft. - \$750 per plan
51-1,999 sq. ft. - \$1,240 per plan
2,000-5,999 sq. ft. - \$1,605 per plan
6,000+ sq. ft. - \$2,095 per plan

REF #: EH-132

TITLE: FOOD PC - FOOD MKT RETAIL MIN REMOD

CURRENT FEE

50% of appropriate fee per plan

RECOMMENDED FEE

50% of appropriate fee per plan

**CITY OF LONG BEACH
FEE COMPARISON REPORT
FY 2021-2022**

REF #: EH-133

TITLE: FOOD PC - FOOD PROCESS/SHARED FAC

CURRENT FEE

1-1,999 sq. ft. - \$1,075 per plan
2,000-5,999 sq. ft. - \$1,670 per plan
6,000+ sq. ft. - \$1,970 per plan

RECOMMENDED FEE

1-1,999 sq. ft. - \$1,805 per plan
2,000-5,999 sq. ft. - \$2,250 per plan
6,000+ sq. ft. - \$2,570 per plan

REF #: EH-134

TITLE: FOOD PC - FOOD PROC/SFF MINOR REMOD

CURRENT FEE

50% of appropriate fee per plan

RECOMMENDED FEE

50% of appropriate fee per plan

REF #: EH-135

TITLE: FOOD PC - MISCELLANEOUS

CURRENT FEE

\$72 per hour

RECOMMENDED FEE

Charge the fully allocated hourly rates for all personnel involved plus any outside costs

REF #: EH-136

TITLE: MOBILE FOOD FACILITY PC - RC1

CURRENT FEE

\$250 per plan

RECOMMENDED FEE

\$250 per plan

REF #: EH-137

TITLE: MOBILE FOOD FACILITY PC - RC4

CURRENT FEE

\$1,165 per plan

RECOMMENDED FEE

\$1,165 per plan

REF #: EH-138

TITLE: FOOD PC - FOOD WAREHOUSE

CURRENT FEE

\$970 per plan

RECOMMENDED FEE

\$1,075 per plan

**CITY OF LONG BEACH
FEE COMPARISON REPORT
FY 2021-2022**

REF #: EH-138A		TITLE: FOOD PC - COMMISSARY	
<u>CURRENT FEE</u>		<u>RECOMMENDED FEE</u>	
\$970 per plan		Prepackaged - \$970 per plan Unpackaged - \$1,555 per plan	
REF #: EH-139		TITLE: FOOD PC - FOOD SALVAGER	
<u>CURRENT FEE</u>		<u>RECOMMENDED FEE</u>	
\$965 per plan		\$1,075 per plan	
REF #: EH-140		TITLE: MOBILE FOOD FACILITY PC - RC2-3	
<u>CURRENT FEE</u>		<u>RECOMMENDED FEE</u>	
\$445 per plan		\$445 per plan	
REF #: EH-141		TITLE: FOOD PC - MENU CHANGE/EQUIP REVIEW	
<u>CURRENT FEE</u>		<u>RECOMMENDED FEE</u>	
\$69 per plan		Charge 50% of appropriate fee per plan	
REF #: EH-142		TITLE: FOOD PC - CHANGE IN FACIL RISK CAT.	
<u>CURRENT FEE</u>		<u>RECOMMENDED FEE</u>	
\$98 per plan		This fee should be removed from the fee schedule as the service is no longer provided.	
REF #: EH-143		TITLE: FOOD PC - HACCP	
<u>CURRENT FEE</u>		<u>RECOMMENDED FEE</u>	
\$144 per hour for 1.5 hours, then \$76 per hour		\$380 per review plus the fully allocated hourly rates for all personnel involved for any time over 2 hours	

**CITY OF LONG BEACH
FEE COMPARISON REPORT
FY 2021-2022**

<hr/>	
REF #: EH-144	TITLE: FOOD PC - BED & BREAKFAST
<u>CURRENT FEE</u>	<u>RECOMMENDED FEE</u>
\$720 per plan	\$840 per plan
<hr/>	
REF #: EH-145	TITLE: FOOD PC - SHARED KITCHEN
<u>CURRENT FEE</u>	<u>RECOMMENDED FEE</u>
None	\$1,805 per plan (per kitchen)
<hr/>	
REF #: EH-146	TITLE: FOOD PC - AFTER HOURS INSPECTION
<u>CURRENT FEE</u>	<u>RECOMMENDED FEE</u>
\$190 per inspection	\$575 per inspection
<hr/>	
REF #: EH-147	TITLE: FOOD PC - EXPEDITED
<u>CURRENT FEE</u>	<u>RECOMMENDED FEE</u>
Double the standard fee	Double the standard fee
<hr/>	
REF #: EH-148	TITLE: NO SHOW OFFICE HEARING PENAL.
<u>CURRENT FEE</u>	<u>RECOMMENDED FEE</u>
\$144 per hearing	50% of office hearing fee
<hr/>	
REF #: EH-148A	TITLE: MISSED ROUTINE INSPECTION
<u>CURRENT FEE</u>	<u>RECOMMENDED FEE</u>
\$41.65 per inspection	\$185 per inspection

**CITY OF LONG BEACH
FEE COMPARISON REPORT
FY 2021-2022**

<hr/>	
REF #: EH-149	TITLE: FOOD - REINSPECTION
<u>CURRENT FEE</u>	<u>RECOMMENDED FEE</u>
\$240 per inspection	\$410 per inspection
<hr/>	
REF #: EH-150	TITLE: FOOD - LATE PAYMENT PENALTY
<u>CURRENT FEE</u>	<u>RECOMMENDED FEE</u>
25% of original fee	25% of original fee
<hr/>	
REF #: EH-151	TITLE: FOOD - ADD A PARTNER
<u>CURRENT FEE</u>	<u>RECOMMENDED FEE</u>
\$65 per partner	\$130 per partner
<hr/>	
REF #: EH-152	TITLE: FOOD - COPY OF OFFICIAL RECORDS
<u>CURRENT FEE</u>	<u>RECOMMENDED FEE</u>
\$0.20 per page	\$0.20 per page
<hr/>	
REF #: EH-160	TITLE: MASSAGE FACILITY
<u>CURRENT FEE</u>	<u>RECOMMENDED FEE</u>
\$180 per annual permit	\$380 per annual permit
<hr/>	
REF #: EH-161	TITLE: HEALTH/FITNESS CENTER
<u>CURRENT FEE</u>	<u>RECOMMENDED FEE</u>
\$205 per annual permit	\$380 per annual permit

**CITY OF LONG BEACH
FEE COMPARISON REPORT
FY 2021-2022**

REF #: EH-162

TITLE: TANNING SALON

CURRENT FEE

\$159 per annual permit

RECOMMENDED FEE

\$380 per annual permit

REF #: EH-163

TITLE: LAUNDRY FACILITY

CURRENT FEE

1-4,000 sq. ft. - \$200 per annual permit
4,001+ sq. ft. - \$355 per annual permit

RECOMMENDED FEE

1-4,000 sq. ft. - \$380 per annual permit
4,001+ sq. ft. - \$440 per annual permit

REF #: EH-164

TITLE: GARMENT MANUFACTURING

CURRENT FEE

\$323 per annual permit

RECOMMENDED FEE

\$345 per annual permit

REF #: EH-200

TITLE: BODY ART FACILITY

CURRENT FEE

\$240 per annual permit

RECOMMENDED FEE

\$380 per annual permit

REF #: EH-200A

TITLE: BODY ART FACILITY PLAN CHECK

CURRENT FEE

\$405 per annual permit

RECOMMENDED FEE

\$505 per annual permit

REF #: EH-201

TITLE: BODY ART PRACTITIONER

CURRENT FEE

\$72 per annual permit

RECOMMENDED FEE

\$120 per annual permit

**CITY OF LONG BEACH
FEE COMPARISON REPORT
FY 2021-2022**

<hr/>	
REF #: EH-201A	TITLE: BODY ART PIERCING ONLY/REGISTRATION
<u>CURRENT FEE</u>	<u>RECOMMENDED FEE</u>
\$53 per annual permit	\$80 per annual permit
<hr/>	
REF #: EH-201B	TITLE: BODY ART PRACT REGISTRATION REPLACE
<u>CURRENT FEE</u>	<u>RECOMMENDED FEE</u>
\$61 per replacement	Charge the actual material replacement costs
<hr/>	
REF #: EH-202	TITLE: MED WASTE: SM QUANTITY ONSITE TREAT
<u>CURRENT FEE</u>	<u>RECOMMENDED FEE</u>
\$185 per annual permit	\$225 per annual permit
<hr/>	
REF #: EH-203	TITLE: MED WASTE: SMALL QUANTITY
<u>CURRENT FEE</u>	<u>RECOMMENDED FEE</u>
\$56 per annual permit	\$105 per annual permit
<hr/>	
REF #: EH-204	TITLE: MED WASTE: LIMITED QUANTITY HAULING
<u>CURRENT FEE</u>	<u>RECOMMENDED FEE</u>
\$56 per annual permit (incl. 4 names) Additional Name - \$8.05 each	This service no longer exists so the fee should be removed from the fee schedule.
<hr/>	
REF #: EH-205	TITLE: MED WASTE: COMM. STOR. FACIL. 2-10
<u>CURRENT FEE</u>	<u>RECOMMENDED FEE</u>
\$257 per annual permit	\$255 per annual permit

**CITY OF LONG BEACH
FEE COMPARISON REPORT
FY 2021-2022**

<hr/>	
REF #: EH-206	TITLE: MED WASTE: COMM. STOR. FACIL. 11-49
<u>CURRENT FEE</u>	<u>RECOMMENDED FEE</u>
\$494 per annual permit	\$405 per annual permit
<hr/>	
REF #: EH-207	TITLE: MED WASTE: COMM. STOR. FACIL. 50+
<u>CURRENT FEE</u>	<u>RECOMMENDED FEE</u>
\$1,008 per annual permit	\$845 per annual permit
<hr/>	
REF #: EH-208	TITLE: MED WASTE: TRANSFER STATION-LGE QTY
<u>CURRENT FEE</u>	<u>RECOMMENDED FEE</u>
\$1,008 per annual permit	\$620 per annual permit
<hr/>	
REF #: EH-209	TITLE: MED WASTE: ACUTE CARE HOSP. 1-99
<u>CURRENT FEE</u>	<u>RECOMMENDED FEE</u>
\$1,363 per annual permit	\$920 per annual permit
<hr/>	
REF #: EH-210	TITLE: MED WASTE: ACUTE CARE HOSP. 100-199
<u>CURRENT FEE</u>	<u>RECOMMENDED FEE</u>
\$1,851 per annual permit	\$1,695 per annual permit
<hr/>	
REF #: EH-211	TITLE: MED WASTE: ACUTE CARE HOSP. 200-250
<u>CURRENT FEE</u>	<u>RECOMMENDED FEE</u>
\$2,340 per annual permit	\$2,390 per annual permit

**CITY OF LONG BEACH
FEE COMPARISON REPORT
FY 2021-2022**

<hr/>	
REF #: EH-212	TITLE: MED WASTE: ACUTE CARE HOSP. 251+
<u>CURRENT FEE</u>	<u>RECOMMENDED FEE</u>
\$3,050 per annual permit	\$2,840 per annual permit
<hr/>	
REF #: EH-213	TITLE: MED WASTE: SPECIALTY CLINIC
<u>CURRENT FEE</u>	<u>RECOMMENDED FEE</u>
\$760 per annual permit	\$735 per annual permit
<hr/>	
REF #: EH-214	TITLE: MED WASTE: SKILL NURSING FAC, 1-99
<u>CURRENT FEE</u>	<u>RECOMMENDED FEE</u>
\$643 per annual permit	\$745 per annual permit
<hr/>	
REF #: EH-215	TITLE: MED WASTE: SKILL NURS. FAC. 100-199
<u>CURRENT FEE</u>	<u>RECOMMENDED FEE</u>
\$750 per annual permit	\$895 per annual permit
<hr/>	
REF #: EH-216	TITLE: MED WASTE: SKILL NURS. FAC. 200+
<u>CURRENT FEE</u>	<u>RECOMMENDED FEE</u>
\$910 per annual permit	\$1,120 per annual permit
<hr/>	
REF #: EH-217	TITLE: MED WASTE: ACUTE PSYCH. HOSPITAL
<u>CURRENT FEE</u>	<u>RECOMMENDED FEE</u>
\$504 per annual permit	\$410 per annual permit

**CITY OF LONG BEACH
FEE COMPARISON REPORT
FY 2021-2022**

<hr/>	
REF #: EH-218	TITLE: MED WASTE: INTERMEDIATE CARE
<u>CURRENT FEE</u>	<u>RECOMMENDED FEE</u>
\$750 per annual permit	\$475 per annual permit
<hr/>	
REF #: EH-219	TITLE: MED WASTE: PRIMARY CARE
<u>CURRENT FEE</u>	<u>RECOMMENDED FEE</u>
\$910 per annual permit	\$845 per annual permit
<hr/>	
REF #: EH-220	TITLE: MED WASTE: CLINICAL LABORATORY
<u>CURRENT FEE</u>	<u>RECOMMENDED FEE</u>
\$525 per annual permit	\$550 per annual permit
<hr/>	
REF #: EH-221	TITLE: MED WASTE: HEALTH CARE SVC PLAN FAC
<u>CURRENT FEE</u>	<u>RECOMMENDED FEE</u>
\$910 per annual permit	\$770 per annual permit
<hr/>	
REF #: EH-222	TITLE: MED WASTE: VETERINARY CLINIC/HOSP.
<u>CURRENT FEE</u>	<u>RECOMMENDED FEE</u>
\$410 per annual permit	\$510 per annual permit
<hr/>	
REF #: EH-223	TITLE: MED WASTE: MED/DENTAL/VET OFFICE
<u>CURRENT FEE</u>	<u>RECOMMENDED FEE</u>
\$420 per annual permit	\$450 per annual permit

**CITY OF LONG BEACH
FEE COMPARISON REPORT
FY 2021-2022**

REF #: EH-224

TITLE: MED WASTE: NURSE-OCCUP CARE

CURRENT FEE

0-199 lbs. per month - \$200 per annual permit
200+ lbs. per month - \$715 per annual permit

RECOMMENDED FEE

0-199 lbs. per month - \$520 per annual permit
200+ lbs. per month - \$635 per annual permit

REF #: EH-225

TITLE: MED WASTE: AUTOCLAVE

CURRENT FEE

\$2,175 per quinquennial permit

RECOMMENDED FEE

\$1,270 per quinquennial permit

REF #: EH-226

TITLE: TEMPORARY BODY ART PERMIT

CURRENT FEE

1-10 artists - \$53 per artist
11+ artists - \$31.20 per artist

RECOMMENDED FEE

1-10 artists - \$95 per artist
11+ artists - \$950 per permit plus \$50 per artist over 10 artists

REF #: EH-227

TITLE: TEMP BODY ARTIST IN-FIELD LICENSING

CURRENT FEE

\$32.35 + application fee

RECOMMENDED FEE

150% of permit fee

REF #: EH-228

TITLE: TEMPORARY BODY ART ORGANIZER

CURRENT FEE

\$205 per event

RECOMMENDED FEE

\$415 per permit

REF #: EH-229

TITLE: TEMPORARY MOBILE HEALTH CLINIC

CURRENT FEE

\$113 per permit

RECOMMENDED FEE

\$250 per permit

**CITY OF LONG BEACH
FEE COMPARISON REPORT
FY 2021-2022**

<hr/>	
REF #: EH-230	TITLE: TEMP MOBILE HEALTH CLINIC IN-FIELD
<u>CURRENT FEE</u>	<u>RECOMMENDED FEE</u>
\$31.70 + application fee per unit	\$150 + application fee per unit
<hr/>	
REF #: EH-231	TITLE: HAZ MAT EMERGENCY RESPONSE
<u>CURRENT FEE</u>	<u>RECOMMENDED FEE</u>
\$180 per hour	Charge the fully allocated hourly rate for all personnel involved plus any outside costs
<hr/>	
REF #: EH-232	TITLE: EMERG RESP: HAZ MAT EDUCATION
<u>CURRENT FEE</u>	<u>RECOMMENDED FEE</u>
\$10.40 per permit	\$10.40 per permit
<hr/>	
REF #: EH-250	TITLE: CUPA: CONDITIONAL AUTHORIZATION
<u>CURRENT FEE</u>	<u>RECOMMENDED FEE</u>
\$2,775 per annual permit	\$3,705 per annual permit
<hr/>	
REF #: EH-251	TITLE: CUPA: CONDITIONAL EXEMPTION
<u>CURRENT FEE</u>	<u>RECOMMENDED FEE</u>
First Time - \$341 per annual permit Renewal - \$146 per annual permit	First Time - \$810 per annual permit Renewal - \$555 per annual permit
<hr/>	
REF #: EH-252	TITLE: CUPA: EACH ADD'L REGULATED MATERIAL
<u>CURRENT FEE</u>	<u>RECOMMENDED FEE</u>
\$1,595 per permit	\$2,755 per permit

**CITY OF LONG BEACH
FEE COMPARISON REPORT
FY 2021-2022**

<hr/>	
REF #: EH-253	TITLE: CUPA: HAZ WASTE PRODUCER 0-4
<u>CURRENT FEE</u>	<u>RECOMMENDED FEE</u>
\$551 per annual permit	\$975 per annual permit
<hr/>	
REF #: EH-254	TITLE: CUPA: HAZ WASTE PRODUCER 5-19
<u>CURRENT FEE</u>	<u>RECOMMENDED FEE</u>
\$968 per annual permit	\$1,670 per annual permit
<hr/>	
REF #: EH-255	TITLE: CUPA: HAZ WASTE PRODUCER 20-100
<u>CURRENT FEE</u>	<u>RECOMMENDED FEE</u>
\$1,487 per annual permit	\$2,570 per annual permit
<hr/>	
REF #: EH-255A	TITLE: CUPA: HAZ WASTE PRODUCER 101-500
<u>CURRENT FEE</u>	<u>RECOMMENDED FEE</u>
\$2,633 per annual permit	\$4,655 per annual permit
<hr/>	
REF #: EH-256	TITLE: CUPA: HAZ WASTE PRODUCER 501+
<u>CURRENT FEE</u>	<u>RECOMMENDED FEE</u>
\$3,331 per annual permit	\$5,865 per annual permit
<hr/>	
REF #: EH-257	TITLE: CUPA: PERMIT BY RULE
<u>CURRENT FEE</u>	<u>RECOMMENDED FEE</u>
\$2,775 per annual permit	\$3,735 per annual permit

**CITY OF LONG BEACH
FEE COMPARISON REPORT
FY 2021-2022**

REF #: EH-258

TITLE: CUPA: RMP REVIEW - PGM 1

CURRENT FEE

\$2,547 per annual permit

RECOMMENDED FEE

\$6,275 per annual permit

REF #: EH-259

TITLE: CUPA: RMP REVIEW - PGM 2/3

CURRENT FEE

\$3,294 per annual permit

RECOMMENDED FEE

\$7,705 per annual permit

REF #: EH-260

TITLE: CUPA: SMALL QAUNT. SPECIFIED WASTE

CURRENT FEE

\$254 per annual permit

RECOMMENDED FEE

\$540 per annual permit

REF #: EH-261

TITLE: CUPA: X-RAY SILVER HALIDE GENERATOR

CURRENT FEE

\$106 per annual permit

RECOMMENDED FEE

\$320 per annual permit

REF #: EH-262

TITLE: CUPA: REINSPECTION

CURRENT FEE

\$205 per reinspection

RECOMMENDED FEE

50% of annual permit fee

REF #: EH-263

TITLE: CUPA: LATE PAYMENT PENALTY

CURRENT FEE

25% of original fee

RECOMMENDED FEE

25% of original fee

**CITY OF LONG BEACH
FEE COMPARISON REPORT
FY 2021-2022**

REF #: EH-264

TITLE: CUPA: REPORT REVIEW/HRLY SUPPL. REV

CURRENT FEE

\$67 per hour

RECOMMENDED FEE

\$500 minimum charge plus \$50 for every 15 minutes over 2 hours

REF #: EH-265

TITLE: CUPA: REFINERY SAFETY SURCHARGE

CURRENT FEE

Tier 4 (<50K BPD) - \$3,500 per annual surcharge
Tier 3 (50K-<100K BPD) - \$13,750 per annual surcharge
Tier 2 (100K-<200K BPD) - \$27,500 per annual surcharge
Tier 1 (200K+ BPD) - \$45,000 per annual surcharge

RECOMMENDED FEE

Tier 4 (<50K BPD) - \$3,500 per annual surcharge
Tier 3 (50K-<100K BPD) - \$13,750 per annual surcharge
Tier 2 (100K-<200K BPD) - \$27,500 per annual surcharge
Tier 1 (200K+ BPD) - \$45,000 per annual surcharge

REF #: EH-266

TITLE: CALARP STATE SERVICE CHARGE

CURRENT FEE

\$270 per annual surcharge

RECOMMENDED FEE

\$270 per annual surcharge

REF #: EH-267

TITLE: U/G STORAGE TANK STATE SERVICE CHG

CURRENT FEE

\$20 per occurrence

RECOMMENDED FEE

\$20 per occurrence

REF #: EH-268

TITLE: GEN PROG OVERSIGHT STATE SVC CHARGE

CURRENT FEE

\$84 per annual surcharge

RECOMMENDED FEE

\$84 per annual surcharge

REF #: EH-269

TITLE: A/G PETROLEUM STORAGE ACT SURCHARGE

CURRENT FEE

\$26 each

RECOMMENDED FEE

\$26 each

**CITY OF LONG BEACH
FEE COMPARISON REPORT
FY 2021-2022**

REF #: EH-280

TITLE: CUPA: SITE MITIGATION EXPEDITE

CURRENT FEE

\$265 per hour

RECOMMENDED FEE

Charge the fully allocated overtime rate for all personnel involved plus any outside costs

REF #: EH-281

TITLE: CUPA: UST REMEDIAL OVERSITE PERMIT

CURRENT FEE

\$352 for 2 hours, then hourly rate

RECOMMENDED FEE

Charge the fully allocated hourly rate for all personnel involved plus any outside costs

REF #: EH-282

TITLE: CUPA: UST SITE CHARACTERIZATION

CURRENT FEE

\$546 for first review, then hourly rate

RECOMMENDED FEE

Charge the fully allocated hourly rate for all personnel involved plus any outside costs

REF #: EH-283

TITLE: CUPA: UST REMEDIAL OVERSITE

CURRENT FEE

\$379 annually per project

RECOMMENDED FEE

\$470 annually per project

REF #: EH-284

TITLE: CUPA: UST REMOVAL REPORT REVIEW

CURRENT FEE

\$292 for first review, then hourly rate

RECOMMENDED FEE

Charge the fully allocated hourly rate for all personnel involved plus any outside costs

REF #: EH-285

TITLE: HAZARDOUS WASTE SITE MITIGATION

CURRENT FEE

\$180 per hour

RECOMMENDED FEE

Charge the fully allocated hourly rate for all personnel involved plus any outside costs

**CITY OF LONG BEACH
FEE COMPARISON REPORT
FY 2021-2022**

<hr/>	
REF #: EH-300	TITLE: PIGEON KEEPER PERMIT
<u>CURRENT FEE</u>	<u>RECOMMENDED FEE</u>
\$76 per annual permit	\$260 per annual permit
<hr/>	
REF #: EH-301	TITLE: PRIVATE STABLE PERMIT
<u>CURRENT FEE</u>	<u>RECOMMENDED FEE</u>
\$149 per annual permit	\$260 per annual permit
<hr/>	
REF #: EH-302	TITLE: MOSQUITO/AFRICANIZED BEE ABATEMENT
<u>CURRENT FEE</u>	<u>RECOMMENDED FEE</u>
Mosquito Abatement - \$81 per hour Africanized Honey Bees - \$81 per hour	This fee should be removed from the fee schedule.
<hr/>	
REF #: EH-303	TITLE: VECTOR CONTROL DEMOLITION PERMIT
<u>CURRENT FEE</u>	<u>RECOMMENDED FEE</u>
\$185 per permit	\$395 per permit plus \$130 per additional 1,500 square feet over 1,500 square feet
<hr/>	
REF #: EH-304	TITLE: VECTOR CONTROL REINSPECTION
<u>CURRENT FEE</u>	<u>RECOMMENDED FEE</u>
\$235 per reinspection	\$260 per reinspection
<hr/>	
REF #: EH-350	TITLE: NOISE VARIANCE
<u>CURRENT FEE</u>	<u>RECOMMENDED FEE</u>
\$283 per application	\$685 per application

**CITY OF LONG BEACH
FEE COMPARISON REPORT
FY 2021-2022**

REF #: EH-351

TITLE: NOISE CONTROL BUS. LIC. INSPECTION

CURRENT FEE

\$245 per permit

RECOMMENDED FEE

\$375 per permit

REF #: EH-352

TITLE: NOISE COMPLAINT INVEST. & RESPONSE

CURRENT FEE

Actual Costs

RECOMMENDED FEE

Charge the fully allocated hourly rate for all personnel involved plus any outside costs

Where the above fee is not feasible, the General Fund should fund this program as it benefits the City as a whole.

REF #: EH-400

TITLE: ADULT USE CANNABIS DISPENSARY

CURRENT FEE

1-1,999 sq. ft. - \$1,160 per annual permit
2,000+ sq. ft. - \$1,350 per annual permit

RECOMMENDED FEE

1-1,999 sq. ft. - \$1,825 per annual permit
2,000+ sq. ft. - \$1,910 per annual permit

REF #: EH-401

TITLE: ADULT USE CANNABIS CULTIVATOR

CURRENT FEE

1-1,999 sq. ft. - \$1,255 per annual permit
2,000-5,999 sq. ft. - \$1,450 per annual permit
6,000+ sq. ft. - \$1,935 per annual permit

RECOMMENDED FEE

1-1,999 sq. ft. - \$1,685 per annual permit
2,000-5,999 sq. ft. - \$1,770 per annual permit
6,000+ sq. ft. - \$1,855 per annual permit

REF #: EH-402

TITLE: ADULT USE CANNABIS MANUFACTURER

CURRENT FEE

1-1,999 sq. ft. - \$1,550 per annual permit
2,000-5,999 sq. ft. - \$1,935 per annual permit
6,000+ sq. ft. - \$2,320 per annual permit

RECOMMENDED FEE

1-1,999 sq. ft. - \$2,055 per annual permit
2,000-5,999 sq. ft. - \$2,435 per annual permit
6,000+ sq. ft. - \$2,775 per annual permit

REF #: EH-403

TITLE: ADULT USE CANNABIS DISTRIBUTOR

CURRENT FEE

1-1,999 sq. ft. - \$965 per annual permit
2,000+ sq. ft. - \$1,160 per annual permit

RECOMMENDED FEE

1-1,999 sq. ft. - \$1,605 per annual permit
2,000+ sq. ft. - \$1,690 per annual permit

**CITY OF LONG BEACH
FEE COMPARISON REPORT
FY 2021-2022**

REF #: EH-405

TITLE: SHARED USE CANNABIS MANUF FACILITY

CURRENT FEE

1-1,999 sq. ft. - \$1,755 per annual permit
2,000-5,999 sq. ft. - \$2,140 per annual permit
6,000+ sq. ft. - \$2,525 per annual permit

RECOMMENDED FEE

1-1,999 sq. ft. - \$1,260 per annual permit
2,000-5,999 sq. ft. - \$1,780 per annual permit
6,000+ sq. ft. - \$2,270 per annual permit

REF #: EH-406

TITLE: SHARED USE CANNABIS MANUF. TENANT

CURRENT FEE

\$159 per permit

RECOMMENDED FEE

\$565 per permit

REF #: EH-408

TITLE: PC: CANNABIS DISPENSARY

CURRENT FEE

None

RECOMMENDED FEE

1-1,999 sq. ft. - \$830 per plan
2,000-5,999 sq. ft. - \$1,320 per plan
6,000+ sq. ft. - \$1,660 per plan

REF #: EH-409

TITLE: PC: CANNABIS MANUFACTURER

CURRENT FEE

None

RECOMMENDED FEE

1-1,999 sq. ft. - \$1,075 per plan
2,000-5,999 sq. ft. - \$1,565 per plan
6,000+ sq. ft. - \$2,055 per plan

REF #: EH-410

TITLE: PC: CANNABIS DISTRIBUTOR

CURRENT FEE

None

RECOMMENDED FEE

\$1,075 per plan

REF #: EH-411

TITLE: PC: CANNABIS CULTIVATION

CURRENT FEE

None

RECOMMENDED FEE

1-1,999 sq. ft. - \$1,380 per plan
2,000-5,999 sq. ft. - \$1,625 per plan
6,000-9,999 sq. ft. - \$2,055 per plan
10,000+ sq.ft. - \$2,300 per plan

**CITY OF LONG BEACH
FEE COMPARISON REPORT
FY 2021-2022**

REF #: EH-412

TITLE: PC: SHARED USE CANNABIS MANUF. FAC.

CURRENT FEE

1-1,999 sq ft - \$1,075 per permit
2,000-5,999 sq ft - \$1,670 per permit
6,000+ sq ft - \$1,970 per permit

RECOMMENDED FEE

1-1,999 sq ft - \$1,075 per permit
2,000-5,999 sq ft - \$1,565 per permit
6,000+ sq ft - \$2,055 per permit

REF #: EH-413

TITLE: PC: SHARED USE CANNABIS MANUF. TEN.

CURRENT FEE

1-1,999 sq ft - \$537.50 per permit
2,000-5,999 sq ft - \$835 per permit
6,000+ sq ft - \$985 per permit

RECOMMENDED FEE

1-1,999 sq ft - \$540 per permit
2,000-5,999 sq ft - \$785 per permit
6,000+ sq ft - \$1,030 per permit

REF #: EH-414

TITLE: PC: CANNABIS MINOR REMODEL

CURRENT FEE

50% of appropriate fee per plan

RECOMMENDED FEE

50% of appropriate fee per plan

REF #: EH-415

TITLE: CANNABIS PLAN CONSULTATION

CURRENT FEE

\$139 per review plus \$76 per hour after the first 1.5 hours

RECOMMENDED FEE

\$185 per review plus \$122 per hour after the first 1.5 hours

REF #: EH-416

TITLE: CANNABIS - REINSPECTION

CURRENT FEE

\$240 per reinspection

RECOMMENDED FEE

\$320 per reinspection

REF #: EH-500

TITLE: TOBACCO RETAIL PERMIT

CURRENT FEE

\$615 per permit

RECOMMENDED FEE

\$670 per permit

**CITY OF LONG BEACH
FEE COMPARISON REPORT
FY 2021-2022**

REF #: EH-501		TITLE: TOBACCO RETAIL REINSPECTION	
<u>CURRENT FEE</u>		<u>RECOMMENDED FEE</u>	
\$240 per reinspection		\$215 per reinspection	
REF #: EH-502		TITLE: TOBACCO RETAIL SPECIAL EVENT PERMIT	
<u>CURRENT FEE</u>		<u>RECOMMENDED FEE</u>	
\$113 per vendor		\$145 per vendor plus \$60 plus each additional day	
REF #: EH-550		TITLE: OFFICE HEARING	
<u>CURRENT FEE</u>		<u>RECOMMENDED FEE</u>	
\$139 per hour		\$440 per hearing	
REF #: EH-551		TITLE: LICENSE/PERMIT INSPECTION	
<u>CURRENT FEE</u>		<u>RECOMMENDED FEE</u>	
\$165 per inspection/change ownership		\$270 per inspection/change	
REF #: EH-552		TITLE: ENVIRON HEALTH REINSPECTION (GEN)	
<u>CURRENT FEE</u>		<u>RECOMMENDED FEE</u>	
\$240 per reinspection		\$330 per reinspection	
REF #: EH-553		TITLE: ENVIRONMENTAL HEALTH MATERIALS	
<u>CURRENT FEE</u>		<u>RECOMMENDED FEE</u>	
actual cost each		Charge the actual cost of materials	

**CITY OF LONG BEACH
FEE COMPARISON REPORT
FY 2021-2022**

REF #: EH-554

TITLE: ENVIRON HEALTH TECHNOLOGY SURCHARGE

CURRENT FEE

None

RECOMMENDED FEE

2.3% of the permit and plan check fees.

THIS PAGE
INTENTIONALLY BLANK

**APPENDIX B - REVENUE AND COST SUMMARY WORKSHEETS MATCHED
WITH COST DETAIL WORKSHEETS**

CITY OF LONG BEACH
REVENUE AND COST SUMMARY WORKSHEET
FY 2021-2022

SERVICE SWIM POOL/SPA ANNUAL REVIEW		REFERENCE NO. EH-001	
PRIMARY DEPARTMENT EH-WATER	UNIT OF SERVICE PERMIT	SERVICE RECIPIENT 1029,1030	
DESCRIPTION OF SERVICE Annual Permit Fee Charged to Pool/Spa Owner for Swimming Pool/Spa Inspection			
CURRENT FEE STRUCTURE Public Pool - \$375 per spa or pool Combo Pool/Spa - \$324 per spa or pool			
<u>REVENUE AND COST COMPARISON</u>			
UNIT REVENUE:	\$357.97	TOTAL REVENUE:	\$199,389
UNIT COST:	\$450.53	TOTAL COST:	\$250,945
UNIT PROFIT (SUBSIDY):	\$(92.56)	TOTAL PROFIT (SUBSIDY):	\$(51,556)
TOTAL UNITS:	557	PCT. COST RECOVERY:	79.46%
SUGGESTED FEE FOR COST RECOVERY OF: 100% \$450 per spa or pool			

**CITY OF LONG BEACH
COST DETAIL WORKSHEET
FY 2021-2022**

SERVICE SWIM POOL/SPA ANNUAL REVIEW				REFERENCE NO. EH-001		
NOTE Unit Costs are an Average of Total Units				TOTAL UNITS 557		
<u>DEPARTMENT</u>	<u>POSITION</u>	<u>TYPE</u>	<u>UNIT TIME</u>	<u>UNIT COST</u>	<u>ANN. UNITS</u>	<u>TOTAL COST</u>
WATER PROGRAM	CLERK TYPIST III/PHA II		1.00	\$85.45	557	\$47,596
WATER PROGRAM	ENVIRN HLTH SPEC III		2.00	\$288.44	557	\$160,661
WATER PROGRAM	ENVIRN HLTH SPEC IV		0.50	\$76.64	557	\$42,688
		TYPE SUBTOTAL	3.50	\$450.53		\$250,945
		TOTALS	3.50	\$450.53		\$250,945

CITY OF LONG BEACH
REVENUE AND COST SUMMARY WORKSHEET
FY 2021-2022

SERVICE PUBLIC POOL & SAFETY SURCHARGE		REFERENCE NO. EH-002A	
PRIMARY DEPARTMENT EH-WATER	UNIT OF SERVICE PERMIT	SERVICE RECIPIENT 2831	
DESCRIPTION OF SERVICE Surcharge for implementation of inspection program for State AB1020 requiring installation of drain anti-entrapment devices in public pools and spas.			
CURRENT FEE STRUCTURE \$6.35 per permit			
<u>REVENUE AND COST COMPARISON</u>			
UNIT REVENUE: \$0.00		TOTAL REVENUE: \$0	
UNIT COST: \$0.00		TOTAL COST: \$0	
UNIT PROFIT (SUBSIDY): \$0.00		TOTAL PROFIT (SUBSIDY): \$0	
TOTAL UNITS: 1,557		PCT. COST RECOVERY: 0.00%	
SUGGESTED FEE FOR COST RECOVERY OF: 100% Remove this fee from the fee schedule as this service is no longer provided.			

CITY OF LONG BEACH
COST DETAIL WORKSHEET
FY 2021-2022

SERVICE PUBLIC POOL & SAFETY SURCHARGE				REFERENCE NO. EH-002A		
NOTE Unit Costs are an Average of Total Units				TOTAL UNITS 1,557		
<u>DEPARTMENT</u>	<u>POSITION</u>	<u>TYPE</u>	<u>UNIT TIME</u>	<u>UNIT COST</u>	<u>ANN. UNITS</u>	<u>TOTAL COST</u>
			0.00	\$0.00	0	\$0
		TYPE SUBTOTAL	0.00	\$0.00		\$0
		TOTALS	0.00	\$0.00		\$0

CITY OF LONG BEACH
REVENUE AND COST SUMMARY WORKSHEET
FY 2021-2022

SERVICE BACKFLOW PREV DEVICE ANNUAL INSPECT		REFERENCE NO. EH-003	
PRIMARY DEPARTMENT EH-WATER	UNIT OF SERVICE PERMIT	SERVICE RECIPIENT 1031,1032,1033,1034	
DESCRIPTION OF SERVICE Annual inspection of private Backflow Prevention Devices.			
CURRENT FEE STRUCTURE 1 device - \$200 2-9 devices - \$215 10-19 devices - \$745 20+ devices - \$2,105			
<u>REVENUE AND COST COMPARISON</u>			
UNIT REVENUE: \$230.01		TOTAL REVENUE: \$156,865	
UNIT COST: \$387.89		TOTAL COST: \$264,539	
UNIT PROFIT (SUBSIDY): \$(157.88)		TOTAL PROFIT (SUBSIDY): \$(107,674)	
TOTAL UNITS: 682		PCT. COST RECOVERY: 59.30%	
SUGGESTED FEE FOR COST RECOVERY OF: 100% 1-9 devices - \$270 per permit plus \$58 per device 10+ devices - \$792 per permit plus \$39 per device over 9 devices			

**CITY OF LONG BEACH
COST DETAIL WORKSHEET
FY 2021-2022**

SERVICE BACKFLOW PREV DEVICE ANNUAL INSPECT				REFERENCE NO. EH-003		
NOTE Unit Costs are an Average of Total Units				TOTAL UNITS 682		
DEPARTMENT	POSITION	TYPE	UNIT TIME	UNIT COST	ANN. UNITS	TOTAL COST
ENV HEALTH OPER SUP		Software	0.00	\$13.93	682	\$9,500
		TYPE SUBTOTAL	0.00	\$13.93		\$9,500
WATER PROGRAM	CLERK TYPIST III/PHA II	Base Time	1.00	\$85.45	682	\$58,277
WATER PROGRAM	ENVIRN HLTH SPEC III	Base Time	1.00	\$144.22	682	\$98,358
WATER PROGRAM	ENVIRN HLTH SPEC IV	Base Time	0.17	\$26.06	682	\$17,773
		TYPE SUBTOTAL	2.17	\$255.73		\$174,408
WATER PROGRAM	CLERK TYPIST III/PHA II	Per Device - 2-9 Dev	0.25	\$21.36	1,190	\$25,418
WATER PROGRAM	ENVIRN HLTH SPEC III	Per Device - 2-9 Dev	0.25	\$36.06	1,190	\$42,911
		TYPE SUBTOTAL	0.50	\$57.42		\$68,330
WATER PROGRAM	CLERK TYPIST III/PHA II	Per Device - 10+ Dev	0.17	\$14.53	315	\$4,577
WATER PROGRAM	ENVIRN HLTH SPEC III	Per Device - 10+ Dev	0.17	\$24.52	315	\$7,724
		TYPE SUBTOTAL	0.34	\$39.05		\$12,301
TOTALS			3.01	\$387.89		\$264,539

CITY OF LONG BEACH
REVENUE AND COST SUMMARY WORKSHEET
FY 2021-2022

SERVICE WATER DIST LINE CLEARANCE INSPECT		REFERENCE NO. EH-004	
PRIMARY DEPARTMENT EH-WATER	UNIT OF SERVICE PERMIT	SERVICE RECIPIENT 1035	
DESCRIPTION OF SERVICE Fee Charged to Property Owner by Health Department for Water Line Clearance			
CURRENT FEE STRUCTURE \$303 each			
<u>REVENUE AND COST COMPARISON</u>			
UNIT REVENUE: \$303.00		TOTAL REVENUE: \$303	
UNIT COST: \$610.00		TOTAL COST: \$610	
UNIT PROFIT (SUBSIDY): \$(307.00)		TOTAL PROFIT (SUBSIDY): \$(307)	
TOTAL UNITS: 1		PCT. COST RECOVERY: 49.67%	
SUGGESTED FEE FOR COST RECOVERY OF: 100% \$610 each			

**CITY OF LONG BEACH
COST DETAIL WORKSHEET
FY 2021-2022**

SERVICE WATER DIST LINE CLEARANCE INSPECT				REFERENCE NO. EH-004		
NOTE Unit Costs are an Average of Total Units				TOTAL UNITS 1		
<u>DEPARTMENT</u>	<u>POSITION</u>	<u>TYPE</u>	<u>UNIT TIME</u>	<u>UNIT COST</u>	<u>ANN. UNITS</u>	<u>TOTAL COST</u>
WATER PROGRAM	CLERK TYPIST III/PHA II		0.50	\$42.73	1	\$43
WATER PROGRAM	ENVIRN HLTH SPEC III		3.75	\$540.83	1	\$541
WATER PROGRAM	ENVIRN HLTH SPEC IV		0.17	\$26.06	1	\$26
		TYPE SUBTOTAL	4.42	\$609.62		\$610
		TOTALS	4.42	\$610.00		\$610

**CITY OF LONG BEACH
REVENUE AND COST SUMMARY WORKSHEET
FY 2021-2022**

SERVICE SEWAGE CLEANING VEHICLE INSPECTION		REFERENCE NO. EH-005	
PRIMARY DEPARTMENT EH-WATER	UNIT OF SERVICE PERMIT	SERVICE RECIPIENT 1036	
DESCRIPTION OF SERVICE Annual Permit Fee Charged by the Health Department for Sewage Cleaning Vehicles			
CURRENT FEE STRUCTURE \$245 per annual permit			
<u>REVENUE AND COST COMPARISON</u>			
UNIT REVENUE: \$245.00		TOTAL REVENUE: \$245	
UNIT COST: \$357.00		TOTAL COST: \$357	
UNIT PROFIT (SUBSIDY): \$(112.00)		TOTAL PROFIT (SUBSIDY): \$(112)	
TOTAL UNITS: 1		PCT. COST RECOVERY: 68.63%	
SUGGESTED FEE FOR COST RECOVERY OF: 100% \$355 per annual permit			

**CITY OF LONG BEACH
COST DETAIL WORKSHEET
FY 2021-2022**

SERVICE SEWAGE CLEANING VEHICLE INSPECTION				REFERENCE NO. EH-005		
NOTE Unit Costs are an Average of Total Units				TOTAL UNITS 1		
<u>DEPARTMENT</u>	<u>POSITION</u>	<u>TYPE</u>	<u>UNIT TIME</u>	<u>UNIT COST</u>	<u>ANN. UNITS</u>	<u>TOTAL COST</u>
WATER PROGRAM	CLERK TYPIST III/PHA II		0.50	\$42.73	1	\$43
WATER PROGRAM	ENVIRN HLTH SPEC III		2.00	\$288.44	1	\$288
WATER PROGRAM	ENVIRN HLTH SPEC IV		0.17	\$26.06	1	\$26
		TYPE SUBTOTAL	2.67	\$357.23		\$357
		TOTALS	2.67	\$357.00		\$357

CITY OF LONG BEACH
REVENUE AND COST SUMMARY WORKSHEET
FY 2021-2022

SERVICE TOILET RENTAL AGENCY INSPECTION		REFERENCE NO. EH-006	
PRIMARY DEPARTMENT EH-WATER	UNIT OF SERVICE PERMIT	SERVICE RECIPIENT 1037	
DESCRIPTION OF SERVICE Fee Charged to Toilet Rental Agencies by Health Department for Inspection of Chemical Toilets and Facilities			
CURRENT FEE STRUCTURE \$494 per inspection			
<u>REVENUE AND COST COMPARISON</u>			
UNIT REVENUE: \$494.00		TOTAL REVENUE: \$494	
UNIT COST: \$357.00		TOTAL COST: \$357	
UNIT PROFIT (SUBSIDY): \$137.00		TOTAL PROFIT (SUBSIDY): \$137	
TOTAL UNITS: 1		PCT. COST RECOVERY: 138.38%	
SUGGESTED FEE FOR COST RECOVERY OF: 100% \$355 per inspection			

**CITY OF LONG BEACH
COST DETAIL WORKSHEET
FY 2021-2022**

SERVICE TOILET RENTAL AGENCY INSPECTION				REFERENCE NO. EH-006		
NOTE Unit Costs are an Average of Total Units				TOTAL UNITS 1		
<u>DEPARTMENT</u>	<u>POSITION</u>	<u>TYPE</u>	<u>UNIT TIME</u>	<u>UNIT COST</u>	<u>ANN. UNITS</u>	<u>TOTAL COST</u>
WATER PROGRAM	CLERK TYPIST III/PHA II		0.50	\$42.73	1	\$43
WATER PROGRAM	ENVIRN HLTH SPEC III		2.00	\$288.44	1	\$288
WATER PROGRAM	ENVIRN HLTH SPEC IV		0.17	\$26.06	1	\$26
		TYPE SUBTOTAL	2.67	\$357.23		\$357
TOTALS			2.67	\$357.00		\$357

CITY OF LONG BEACH
REVENUE AND COST SUMMARY WORKSHEET
FY 2021-2022

SERVICE PRIVATE WASTE COLLECTOR INSPECTION		REFERENCE NO. EH-007	
PRIMARY DEPARTMENT EH-WATER	UNIT OF SERVICE PERMIT	SERVICE RECIPIENT 1038	
DESCRIPTION OF SERVICE Fee Charged to Private Waste Collection Companies By Health Department for Inspection			
CURRENT FEE STRUCTURE \$415 per inspection			
<u>REVENUE AND COST COMPARISON</u>			
UNIT REVENUE: \$415.00		TOTAL REVENUE: \$415	
UNIT COST: \$357.00		TOTAL COST: \$357	
UNIT PROFIT (SUBSIDY): \$58.00		TOTAL PROFIT (SUBSIDY): \$58	
TOTAL UNITS: 1		PCT. COST RECOVERY: 116.25%	
SUGGESTED FEE FOR COST RECOVERY OF: 100% \$355 per inspection			

**CITY OF LONG BEACH
COST DETAIL WORKSHEET
FY 2021-2022**

SERVICE PRIVATE WASTE COLLECTOR INSPECTION				REFERENCE NO. EH-007		
NOTE Unit Costs are an Average of Total Units				TOTAL UNITS 1		
<u>DEPARTMENT</u>	<u>POSITION</u>	<u>TYPE</u>	<u>UNIT TIME</u>	<u>UNIT COST</u>	<u>ANN. UNITS</u>	<u>TOTAL COST</u>
WATER PROGRAM	CLERK TYPIST III/PHA II		0.50	\$42.73	1	\$43
WATER PROGRAM	ENVIRN HLTH SPEC III		2.00	\$288.44	1	\$288
WATER PROGRAM	ENVIRN HLTH SPEC IV		0.17	\$26.06	1	\$26
		TYPE SUBTOTAL	2.67	\$357.23		\$357
		TOTALS	2.67	\$357.00		\$357

CITY OF LONG BEACH
REVENUE AND COST SUMMARY WORKSHEET
FY 2021-2022

SERVICE ANNUAL RECYCLED WATER INSPECTION		REFERENCE NO. EH-008	
PRIMARY DEPARTMENT EH-WATER	UNIT OF SERVICE PERMIT	SERVICE RECIPIENT 1040	
DESCRIPTION OF SERVICE Fee charged to inspect recycled water systems.			
CURRENT FEE STRUCTURE At cost for time/materials			
<u>REVENUE AND COST COMPARISON</u>			
UNIT REVENUE:	\$600.00	TOTAL REVENUE:	\$600
UNIT COST:	\$577.00	TOTAL COST:	\$577
UNIT PROFIT (SUBSIDY):	<hr style="width: 100%;"/> \$23.00	TOTAL PROFIT (SUBSIDY):	<hr style="width: 100%;"/> \$23
TOTAL UNITS:	1	PCT. COST RECOVERY:	103.99%
SUGGESTED FEE FOR COST RECOVERY OF: 100% At cost for time/materials with a 4 hour minimum			

CITY OF LONG BEACH
COST DETAIL WORKSHEET
FY 2021-2022

SERVICE ANNUAL RECYCLED WATER INSPECTION				REFERENCE NO. EH-008		
NOTE Unit Costs are an Average of Total Units				TOTAL UNITS 1		
DEPARTMENT	POSITION	TYPE	UNIT TIME	UNIT COST	ANN. UNITS	TOTAL COST
WATER PROGRAM	ENVIRN HLTH SPEC III	Minimum	4.00	\$576.88	1	\$577
		TYPE SUBTOTAL	4.00	\$576.88		\$577
TOTALS			4.00	\$577.00		\$577

**CITY OF LONG BEACH
REVENUE AND COST SUMMARY WORKSHEET
FY 2021-2022**

SERVICE FOUR YEAR RECYCLED WATER SHUTDOWN		REFERENCE NO. EH-009	
PRIMARY DEPARTMENT EH-WATER	UNIT OF SERVICE TEST	SERVICE RECIPIENT 1041	
DESCRIPTION OF SERVICE Fee charged for safety check of recycled water system.			
CURRENT FEE STRUCTURE At cost for time/materials			
<u>REVENUE AND COST COMPARISON</u>			
UNIT REVENUE: \$600.00		TOTAL REVENUE: \$600	
UNIT COST: \$577.00		TOTAL COST: \$577	
UNIT PROFIT (SUBSIDY): \$23.00		TOTAL PROFIT (SUBSIDY): \$23	
TOTAL UNITS: 1		PCT. COST RECOVERY: 103.99%	
SUGGESTED FEE FOR COST RECOVERY OF: 100% At cost for time/materials with a 4 hour minimum			

**CITY OF LONG BEACH
COST DETAIL WORKSHEET
FY 2021-2022**

SERVICE FOUR YEAR RECYCLED WATER SHUTDOWN				REFERENCE NO. EH-009		
NOTE Unit Costs are an Average of Total Units				TOTAL UNITS 1		
<u>DEPARTMENT</u>	<u>POSITION</u>	<u>TYPE</u>	<u>UNIT TIME</u>	<u>UNIT COST</u>	<u>ANN. UNITS</u>	<u>TOTAL COST</u>
WATER PROGRAM	ENVIRN HLTH SPEC III	Minimum	4.00	\$576.88	1	\$577
		TYPE SUBTOTAL	4.00	\$576.88		\$577
		TOTALS	4.00	\$577.00		\$577

CITY OF LONG BEACH
REVENUE AND COST SUMMARY WORKSHEET
FY 2021-2022

SERVICE WATER PC - MINOR REMODEL/EQ CHANGE		REFERENCE NO. EH-015	
PRIMARY DEPARTMENT EH-WATER	UNIT OF SERVICE PLAN	SERVICE RECIPIENT 3887	
DESCRIPTION OF SERVICE Fee charged to review plans for minor pool remodels or equipment changes			
CURRENT FEE STRUCTURE 50% of standard plan check fee			
<u>REVENUE AND COST COMPARISON</u>			
UNIT REVENUE: \$0.00		TOTAL REVENUE: \$0	
UNIT COST: \$658.00		TOTAL COST: \$658	
UNIT PROFIT (SUBSIDY): \$(658.00)		TOTAL PROFIT (SUBSIDY): \$(658)	
TOTAL UNITS: 1		PCT. COST RECOVERY: 0.00%	
SUGGESTED FEE FOR COST RECOVERY OF: 100% 50% of standard plan check fee			

**CITY OF LONG BEACH
COST DETAIL WORKSHEET
FY 2021-2022**

SERVICE WATER PC - MINOR REMODEL/EQ CHANGE				REFERENCE NO. EH-015		
NOTE Unit Costs are an Average of Total Units				TOTAL UNITS 1		
<u>DEPARTMENT</u>	<u>POSITION</u>	<u>TYPE</u>	<u>UNIT TIME</u>	<u>UNIT COST</u>	<u>ANN. UNITS</u>	<u>TOTAL COST</u>
WATER PROGRAM	CLERK TYPIST III/PHA II		0.50	\$42.73	1	\$43
WATER PROGRAM	ENVIRN HLTH SPEC III		4.00	\$576.88	1	\$577
WATER PROGRAM	ENVIRN HLTH SPEC IV		0.25	\$38.32	1	\$38
		TYPE SUBTOTAL	4.75	\$657.93		\$658
		TOTALS	4.75	\$658.00		\$658

CITY OF LONG BEACH
REVENUE AND COST SUMMARY WORKSHEET
FY 2021-2022

SERVICE WATER PC - EXPEDITED		REFERENCE NO. EH-016	
PRIMARY DEPARTMENT EH-WATER	UNIT OF SERVICE PLAN	SERVICE RECIPIENT 3891	
DESCRIPTION OF SERVICE Providing expedited plan check services			
CURRENT FEE STRUCTURE Double the standard plan check fee			
<u>REVENUE AND COST COMPARISON</u>			
UNIT REVENUE:	\$0.00	TOTAL REVENUE:	\$0
UNIT COST:	\$0.00	TOTAL COST:	\$0
UNIT PROFIT (SUBSIDY):	\$0.00	TOTAL PROFIT (SUBSIDY):	\$0
TOTAL UNITS:	1	PCT. COST RECOVERY:	0.00%
SUGGESTED FEE FOR COST RECOVERY OF: 100% Double the standard plan check fee			

**CITY OF LONG BEACH
COST DETAIL WORKSHEET
FY 2021-2022**

SERVICE WATER PC - EXPEDITED				REFERENCE NO. EH-016		
NOTE Unit Costs are an Average of Total Units				TOTAL UNITS <div style="text-align: right;">1</div>		
<u>DEPARTMENT</u>	<u>POSITION</u>	<u>TYPE</u>	<u>UNIT TIME</u>	<u>UNIT COST</u>	<u>ANN. UNITS</u>	<u>TOTAL COST</u>
			0.00	\$0.00	0	\$0
		TYPE SUBTOTAL	0.00	\$0.00		\$0
TOTALS			0.00	\$0.00		\$0

CITY OF LONG BEACH
REVENUE AND COST SUMMARY WORKSHEET
FY 2021-2022

SERVICE WATER PC/IN - SWIM POOL/SPA (PUB)		REFERENCE NO. EH-017	
PRIMARY DEPARTMENT EH-WATER	UNIT OF SERVICE PLANPERMIT	SERVICE RECIPIENT 1129	
DESCRIPTION OF SERVICE Fee Charged by Health Department for Plan Review and construction inspection on Swimming Pools and Spas			
CURRENT FEE STRUCTURE \$620 per plan/permit (per body of water)			
<u>REVENUE AND COST COMPARISON</u>			
UNIT REVENUE:	\$620.00	TOTAL REVENUE:	\$15,500
UNIT COST:	\$1,306.92	TOTAL COST:	\$32,673
UNIT PROFIT (SUBSIDY):	\$(686.92)	TOTAL PROFIT (SUBSIDY):	\$(17,173)
TOTAL UNITS:	25	PCT. COST RECOVERY:	47.44%
SUGGESTED FEE FOR COST RECOVERY OF: 100% \$1,305 per plan/permit (per body of water)			

**CITY OF LONG BEACH
COST DETAIL WORKSHEET
FY 2021-2022**

SERVICE WATER PC/IN - SWIM POOL/SPA (PUB)				REFERENCE NO. EH-017		
NOTE Unit Costs are an Average of Total Units				TOTAL UNITS 25		
<u>DEPARTMENT</u>	<u>POSITION</u>	<u>TYPE</u>	<u>UNIT TIME</u>	<u>UNIT COST</u>	<u>ANN. UNITS</u>	<u>TOTAL COST</u>
WATER PROGRAM	CLERK TYPIST III/PHA II		0.50	\$42.73	25	\$1,068
WATER PROGRAM	ENVIRN HLTH SPEC III		8.50	\$1,225.87	25	\$30,647
WATER PROGRAM	ENVIRN HLTH SPEC IV		0.25	\$38.32	25	\$958
		TYPE SUBTOTAL	9.25	\$1,306.92		\$32,673
TOTALS			9.25	\$1,306.92		\$32,673

CITY OF LONG BEACH
REVENUE AND COST SUMMARY WORKSHEET
FY 2021-2022

SERVICE WATER PC/IN - SWIM POOL/SPA (COMBO)		REFERENCE NO. EH-018	
PRIMARY DEPARTMENT EH-WATER	UNIT OF SERVICE PLAN/PERMIT	SERVICE RECIPIENT 1129	
DESCRIPTION OF SERVICE Fee Charged by Health Department for Plan Review on Swimming Pools and Spas			
CURRENT FEE STRUCTURE \$620 per plan			
<u>REVENUE AND COST COMPARISON</u>			
UNIT REVENUE: \$0.00		TOTAL REVENUE: \$0	
UNIT COST: \$0.00		TOTAL COST: \$0	
UNIT PROFIT (SUBSIDY): \$0.00		TOTAL PROFIT (SUBSIDY): \$0	
TOTAL UNITS: 0		PCT. COST RECOVERY: 0.00%	
SUGGESTED FEE FOR COST RECOVERY OF: 100% Remove this fee from the fee schedule as the service is no longer provided.			

**CITY OF LONG BEACH
COST DETAIL WORKSHEET
FY 2021-2022**

SERVICE WATER PC/IN - SWIM POOL/SPA (COMBO)				REFERENCE NO. EH-018		
NOTE Unit Costs are an Average of Total Units				TOTAL UNITS <div style="text-align: right;">0</div>		
<u>DEPARTMENT</u>	<u>POSITION</u>	<u>TYPE</u>	<u>UNIT TIME</u>	<u>UNIT COST</u>	<u>ANN. UNITS</u>	<u>TOTAL COST</u>
			0.00	\$0.00	0	\$0
		TYPE SUBTOTAL	0.00	\$0.00		\$0
TOTALS			0.00	\$0.00		\$0

CITY OF LONG BEACH
REVENUE AND COST SUMMARY WORKSHEET
FY 2021-2022

SERVICE WATER PC/IN - POOL REMODEL		REFERENCE NO. EH-019	
PRIMARY DEPARTMENT EH-WATER	UNIT OF SERVICE PLAN/PERMIT	SERVICE RECIPIENT 1130	
DESCRIPTION OF SERVICE Fee Charged by Health Department for Plan Review and construction inspection on a Replaster/Remodel of a Pool			
CURRENT FEE STRUCTURE \$540 per plan/permit (per body of water)			
<u>REVENUE AND COST COMPARISON</u>			
UNIT REVENUE: \$540.00		TOTAL REVENUE: \$540	
UNIT COST: \$946.00		TOTAL COST: \$946	
UNIT PROFIT (SUBSIDY): \$(406.00)		TOTAL PROFIT (SUBSIDY): \$(406)	
TOTAL UNITS: 1		PCT. COST RECOVERY: 57.08%	
SUGGESTED FEE FOR COST RECOVERY OF: 100% \$945 per plan/permit (per body of water)			

**CITY OF LONG BEACH
COST DETAIL WORKSHEET
FY 2021-2022**

SERVICE WATER PC/IN - POOL REMODEL				REFERENCE NO. EH-019		
NOTE Unit Costs are an Average of Total Units				TOTAL UNITS 1		
<u>DEPARTMENT</u>	<u>POSITION</u>	<u>TYPE</u>	<u>UNIT TIME</u>	<u>UNIT COST</u>	<u>ANN. UNITS</u>	<u>TOTAL COST</u>
WATER PROGRAM	CLERK TYPIST III/PHA II		0.50	\$42.73	1	\$43
WATER PROGRAM	ENVIRN HLTH SPEC III		6.00	\$865.32	1	\$865
WATER PROGRAM	ENVIRN HLTH SPEC IV		0.25	\$38.32	1	\$38
		TYPE SUBTOTAL	6.75	\$946.37		\$946
TOTALS			6.75	\$946.00		\$946

CITY OF LONG BEACH
REVENUE AND COST SUMMARY WORKSHEET
FY 2021-2022

SERVICE WATER PC/IN - SEWAGE DISPOSAL SYST		REFERENCE NO. EH-020	
PRIMARY DEPARTMENT EH-WATER	UNIT OF SERVICE PLAN/PERMIT	SERVICE RECIPIENT 1131	
DESCRIPTION OF SERVICE Fee Charged by Health Department for Plan Review and construction inspection on Sewage Disposal Systems			
CURRENT FEE STRUCTURE \$679 per plan/permit			
<u>REVENUE AND COST COMPARISON</u>			
UNIT REVENUE: \$679.00		TOTAL REVENUE: \$679	
UNIT COST: \$802.00		TOTAL COST: \$802	
UNIT PROFIT (SUBSIDY): \$(123.00)		TOTAL PROFIT (SUBSIDY): \$(123)	
TOTAL UNITS: 1		PCT. COST RECOVERY: 84.66%	
SUGGESTED FEE FOR COST RECOVERY OF: 100% \$800 per plan/permit			

**CITY OF LONG BEACH
COST DETAIL WORKSHEET
FY 2021-2022**

SERVICE WATER PC/IN - SEWAGE DISPOSAL SYST				REFERENCE NO. EH-020		
NOTE Unit Costs are an Average of Total Units				TOTAL UNITS 1		
<u>DEPARTMENT</u>	<u>POSITION</u>	<u>TYPE</u>	<u>UNIT TIME</u>	<u>UNIT COST</u>	<u>ANN. UNITS</u>	<u>TOTAL COST</u>
WATER PROGRAM	CLERK TYPIST III/PHA II		0.50	\$42.73	1	\$43
WATER PROGRAM	ENVIRN HLTH SPEC III		5.00	\$721.10	1	\$721
WATER PROGRAM	ENVIRN HLTH SPEC IV		0.25	\$38.32	1	\$38
		TYPE SUBTOTAL	5.75	\$802.15		\$802
		TOTALS	5.75	\$802.00		\$802

CITY OF LONG BEACH
REVENUE AND COST SUMMARY WORKSHEET
FY 2021-2022

SERVICE WATER PC/IN - DRINK WATER WELL CONS		REFERENCE NO. EH-021	
PRIMARY DEPARTMENT EH-WATER	UNIT OF SERVICE WELL	SERVICE RECIPIENT 1133	
DESCRIPTION OF SERVICE Fee Charged by Health Department for Plan Review and contruction inspection on Water Well			
CURRENT FEE STRUCTURE \$494 per well			
<u>REVENUE AND COST COMPARISON</u>			
UNIT REVENUE: \$494.00		TOTAL REVENUE: \$494	
UNIT COST: \$802.00		TOTAL COST: \$802	
UNIT PROFIT (SUBSIDY): \$(308.00)		TOTAL PROFIT (SUBSIDY): \$(308)	
TOTAL UNITS: 1		PCT. COST RECOVERY: 61.60%	
SUGGESTED FEE FOR COST RECOVERY OF: 100% \$800 per well			

**CITY OF LONG BEACH
COST DETAIL WORKSHEET
FY 2021-2022**

SERVICE WATER PC/IN - DRINK WATER WELL CONS				REFERENCE NO. EH-021		
NOTE Unit Costs are an Average of Total Units				TOTAL UNITS 1		
<u>DEPARTMENT</u>	<u>POSITION</u>	<u>TYPE</u>	<u>UNIT TIME</u>	<u>UNIT COST</u>	<u>ANN. UNITS</u>	<u>TOTAL COST</u>
WATER PROGRAM	CLERK TYPIST III/PHA II		0.50	\$42.73	1	\$43
WATER PROGRAM	ENVIRN HLTH SPEC III		5.00	\$721.10	1	\$721
WATER PROGRAM	ENVIRN HLTH SPEC IV		0.25	\$38.32	1	\$38
		TYPE SUBTOTAL	5.75	\$802.15		\$802
		TOTALS	5.75	\$802.00		\$802

CITY OF LONG BEACH
REVENUE AND COST SUMMARY WORKSHEET
FY 2021-2022

SERVICE WATER PC/IN - MONITOR WELL CONSTR		REFERENCE NO. EH-022	
PRIMARY DEPARTMENT EH-WATER	UNIT OF SERVICE WELL	SERVICE RECIPIENT 1134	
DESCRIPTION OF SERVICE Charged by Health Department for Plan Review and construction inspection on Monitoring Wells			
CURRENT FEE STRUCTURE \$345 per well			
<u>REVENUE AND COST COMPARISON</u>			
UNIT REVENUE: \$345.00		TOTAL REVENUE: \$345	
UNIT COST: \$412.00		TOTAL COST: \$412	
UNIT PROFIT (SUBSIDY): \$(67.00)		TOTAL PROFIT (SUBSIDY): \$(67)	
TOTAL UNITS: 1		PCT. COST RECOVERY: 83.74%	
SUGGESTED FEE FOR COST RECOVERY OF: 100% \$410 per well			

**CITY OF LONG BEACH
COST DETAIL WORKSHEET
FY 2021-2022**

SERVICE WATER PC/IN - MONITOR WELL CONSTR				REFERENCE NO. EH-022		
NOTE Unit Costs are an Average of Total Units				TOTAL UNITS 1		
<u>DEPARTMENT</u>	<u>POSITION</u>	<u>TYPE</u>	<u>UNIT TIME</u>	<u>UNIT COST</u>	<u>ANN. UNITS</u>	<u>TOTAL COST</u>
WATER PROGRAM	CLERK TYPIST III/PHA II		1.00	\$85.45	1	\$85
WATER PROGRAM	ENVIRN HLTH SPEC III		2.00	\$288.44	1	\$288
WATER PROGRAM	ENVIRN HLTH SPEC IV		0.25	\$38.32	1	\$38
		TYPE SUBTOTAL	3.25	\$412.21		\$412
TOTALS			3.25	\$412.00		\$412

CITY OF LONG BEACH
REVENUE AND COST SUMMARY WORKSHEET
FY 2021-2022

SERVICE WATER PC/IN - WATER WELL ABANDON		REFERENCE NO. EH-023	
PRIMARY DEPARTMENT EH-WATER	UNIT OF SERVICE WELL	SERVICE RECIPIENT 1135	
DESCRIPTION OF SERVICE Fee Charged by Health Department for Plan Review construction inspection on Abandoned Water Wells or Conversion of Existing Well			
CURRENT FEE STRUCTURE \$458 per well			
<u>REVENUE AND COST COMPARISON</u>			
UNIT REVENUE: \$458.00		TOTAL REVENUE: \$458	
UNIT COST: \$412.00		TOTAL COST: \$412	
UNIT PROFIT (SUBSIDY): \$46.00		TOTAL PROFIT (SUBSIDY): \$46	
TOTAL UNITS: 1		PCT. COST RECOVERY: 111.17%	
SUGGESTED FEE FOR COST RECOVERY OF: 100% \$410 per well			

**CITY OF LONG BEACH
COST DETAIL WORKSHEET
FY 2021-2022**

SERVICE WATER PC/IN - WATER WELL ABANDON				REFERENCE NO. EH-023		
NOTE Unit Costs are an Average of Total Units				TOTAL UNITS 1		
<u>DEPARTMENT</u>	<u>POSITION</u>	<u>TYPE</u>	<u>UNIT TIME</u>	<u>UNIT COST</u>	<u>ANN. UNITS</u>	<u>TOTAL COST</u>
WATER PROGRAM	CLERK TYPIST III/PHA II		1.00	\$85.45	1	\$85
WATER PROGRAM	ENVIRN HLTH SPEC III		2.00	\$288.44	1	\$288
WATER PROGRAM	ENVIRN HLTH SPEC IV		0.25	\$38.32	1	\$38
		TYPE SUBTOTAL	3.25	\$412.21		\$412
		TOTALS	3.25	\$412.00		\$412

CITY OF LONG BEACH
REVENUE AND COST SUMMARY WORKSHEET
FY 2021-2022

SERVICE WATER PC/IN - SOIL BORING/PROBE		REFERENCE NO. EH-024	
PRIMARY DEPARTMENT EH-WATER	UNIT OF SERVICE PLAN/PERMIT	SERVICE RECIPIENT 1136	
DESCRIPTION OF SERVICE Fee Charged by Health Department for Plan Review and construction inspection on Soil Borings/Geoprobes/Push Probes			
CURRENT FEE STRUCTURE \$458 per plan/permit			
<u>REVENUE AND COST COMPARISON</u>			
UNIT REVENUE: \$458.00		TOTAL REVENUE: \$458	
UNIT COST: \$412.00		TOTAL COST: \$412	
UNIT PROFIT (SUBSIDY): \$46.00		TOTAL PROFIT (SUBSIDY): \$46	
TOTAL UNITS: 1		PCT. COST RECOVERY: 111.17%	
SUGGESTED FEE FOR COST RECOVERY OF: 100% \$410 per plan/permit			

**CITY OF LONG BEACH
COST DETAIL WORKSHEET
FY 2021-2022**

SERVICE WATER PC/IN - SOIL BORING/PROBE				REFERENCE NO. EH-024		
NOTE Unit Costs are an Average of Total Units				TOTAL UNITS 1		
<u>DEPARTMENT</u>	<u>POSITION</u>	<u>TYPE</u>	<u>UNIT TIME</u>	<u>UNIT COST</u>	<u>ANN. UNITS</u>	<u>TOTAL COST</u>
WATER PROGRAM	CLERK TYPIST III/PHA II		1.00	\$85.45	1	\$85
WATER PROGRAM	ENVIRN HLTH SPEC III		2.00	\$288.44	1	\$288
WATER PROGRAM	ENVIRN HLTH SPEC IV		0.25	\$38.32	1	\$38
		TYPE SUBTOTAL	3.25	\$412.21		\$412
		TOTALS	3.25	\$412.00		\$412

CITY OF LONG BEACH
REVENUE AND COST SUMMARY WORKSHEET
FY 2021-2022

SERVICE WATER PC/IN - CATHODIC WELL		REFERENCE NO. EH-025	
PRIMARY DEPARTMENT EH-WATER	UNIT OF SERVICE PLAN/PERMIT	SERVICE RECIPIENT 1137	
DESCRIPTION OF SERVICE Fee Charged by Health Department for Plan Review and construction inspection on Cathodic Wells			
CURRENT FEE STRUCTURE \$565 per plan/permit			
<u>REVENUE AND COST COMPARISON</u>			
UNIT REVENUE: \$565.00		TOTAL REVENUE: \$565	
UNIT COST: \$556.00		TOTAL COST: \$556	
UNIT PROFIT (SUBSIDY): \$9.00		TOTAL PROFIT (SUBSIDY): \$9	
TOTAL UNITS: 1		PCT. COST RECOVERY: 101.62%	
SUGGESTED FEE FOR COST RECOVERY OF: 100% \$565 per well/permit			

**CITY OF LONG BEACH
COST DETAIL WORKSHEET
FY 2021-2022**

SERVICE WATER PC/IN - CATHODIC WELL				REFERENCE NO. EH-025		
NOTE Unit Costs are an Average of Total Units				TOTAL UNITS 1		
<u>DEPARTMENT</u>	<u>POSITION</u>	<u>TYPE</u>	<u>UNIT TIME</u>	<u>UNIT COST</u>	<u>ANN. UNITS</u>	<u>TOTAL COST</u>
WATER PROGRAM	CLERK TYPIST III/PHA II		1.00	\$85.45	1	\$85
WATER PROGRAM	ENVIRN HLTH SPEC III		3.00	\$432.66	1	\$433
WATER PROGRAM	ENVIRN HLTH SPEC IV		0.25	\$38.32	1	\$38
		TYPE SUBTOTAL	4.25	\$556.43		\$556
TOTALS			4.25	\$556.00		\$556

CITY OF LONG BEACH
REVENUE AND COST SUMMARY WORKSHEET
FY 2021-2022

SERVICE WATER PC/IN - BACKFLOW PREV. DEVICE		REFERENCE NO. EH-026	
PRIMARY DEPARTMENT EH-WATER	UNIT OF SERVICE PLAN/PERMIT	SERVICE RECIPIENT 1138	
DESCRIPTION OF SERVICE Fee Charged by Health Department for Plan Review and construction inspection on Backflow Prevention Devices			
CURRENT FEE STRUCTURE \$200 per plan/permit			
<u>REVENUE AND COST COMPARISON</u>			
UNIT REVENUE: \$200.00		TOTAL REVENUE: \$29,200	
UNIT COST: \$767.97		TOTAL COST: \$112,124	
UNIT PROFIT (SUBSIDY): \$(567.97)		TOTAL PROFIT (SUBSIDY): \$(82,924)	
TOTAL UNITS: 146		PCT. COST RECOVERY: 26.04%	
SUGGESTED FEE FOR COST RECOVERY OF: 100% \$770 per plan/permit			

**CITY OF LONG BEACH
COST DETAIL WORKSHEET
FY 2021-2022**

SERVICE WATER PC/IN - BACKFLOW PREV. DEVICE				REFERENCE NO. EH-026		
NOTE Unit Costs are an Average of Total Units				TOTAL UNITS 146		
<u>DEPARTMENT</u>	<u>POSITION</u>	<u>TYPE</u>	<u>UNIT TIME</u>	<u>UNIT COST</u>	<u>ANN. UNITS</u>	<u>TOTAL COST</u>
WATER PROGRAM	CLERK TYPIST III/PHA II		0.10	\$8.55	146	\$1,248
WATER PROGRAM	ENVIRN HLTH SPEC III		5.00	\$721.10	146	\$105,281
WATER PROGRAM	ENVIRN HLTH SPEC IV		0.25	\$38.32	146	\$5,595
		TYPE SUBTOTAL	5.35	\$767.97		\$112,124
		TOTALS	5.35	\$767.97		\$112,124

CITY OF LONG BEACH
REVENUE AND COST SUMMARY WORKSHEET
FY 2021-2022

SERVICE PC/IN - RECYCLED WATER/CROSS CONN.		REFERENCE NO. EH-027	
PRIMARY DEPARTMENT EH-WATER	UNIT OF SERVICE PLAN/PERMIT	SERVICE RECIPIENT 1132	
DESCRIPTION OF SERVICE Fee Charged by Health Department for Plan Review and construction inspection on Recycled Water/Cross Connection Systems.			
CURRENT FEE STRUCTURE \$1,075 per plan/permit			
<u>REVENUE AND COST COMPARISON</u>			
UNIT REVENUE:	\$1,075.00	TOTAL REVENUE:	\$6,450
UNIT COST:	\$1,076.00	TOTAL COST:	\$6,456
UNIT PROFIT (SUBSIDY):	<div style="border-top: 1px solid black; border-bottom: 3px double black;"> \$(1.00) </div>	TOTAL PROFIT (SUBSIDY):	<div style="border-top: 1px solid black; border-bottom: 3px double black;"> \$(6) </div>
TOTAL UNITS:	6	PCT. COST RECOVERY:	99.91%
SUGGESTED FEE FOR COST RECOVERY OF: 100% \$1,075 per plan/permit			

**CITY OF LONG BEACH
COST DETAIL WORKSHEET
FY 2021-2022**

SERVICE PC/IN - RECYCLED WATER/CROSS CONN.				REFERENCE NO. EH-027		
NOTE Unit Costs are an Average of Total Units				TOTAL UNITS 6		
<u>DEPARTMENT</u>	<u>POSITION</u>	<u>TYPE</u>	<u>UNIT TIME</u>	<u>UNIT COST</u>	<u>ANN. UNITS</u>	<u>TOTAL COST</u>
WATER PROGRAM	CLERK TYPIST III/PHA II		0.33	\$28.20	6	\$169
WATER PROGRAM	ENVIRN HLTH SPEC III		7.00	\$1,009.54	6	\$6,057
WATER PROGRAM	ENVIRN HLTH SPEC IV		0.25	\$38.32	6	\$230
		TYPE SUBTOTAL	7.58	\$1,076.06		\$6,456
TOTALS			7.58	\$1,076.00		\$6,456

CITY OF LONG BEACH
REVENUE AND COST SUMMARY WORKSHEET
FY 2021-2022

SERVICE PC/IN - LOW IMPACT DEVEL (LID) SYST		REFERENCE NO. EH-028	
PRIMARY DEPARTMENT EH-WATER	UNIT OF SERVICE PLAN/PERMIT	SERVICE RECIPIENT 3971,3972	
DESCRIPTION OF SERVICE Fee charged by Health Department for Plan Review and construction inspection on Low Impact Development (LID) systems with/without onsite reuse of captured water			
CURRENT FEE STRUCTURE Without Onsite Water Reuse - \$535 per plan/permit With Onsite Water Reuse - \$1,075 per plan/permit			
<u>REVENUE AND COST COMPARISON</u>			
UNIT REVENUE: \$805.00		TOTAL REVENUE: \$9,660	
UNIT COST: \$931.83		TOTAL COST: \$11,182	
UNIT PROFIT (SUBSIDY): \$(126.83)		TOTAL PROFIT (SUBSIDY): \$(1,522)	
TOTAL UNITS: 12		PCT. COST RECOVERY: 86.39%	
SUGGESTED FEE FOR COST RECOVERY OF: 100% Without Onsite Water Reuse - \$645 per plan/permit With Onsite Water Reuse - \$1,220 per plan/permit			

**CITY OF LONG BEACH
COST DETAIL WORKSHEET
FY 2021-2022**

SERVICE PC/IN - LOW IMPACT DEVEL (LID) SYST				REFERENCE NO. EH-028		
NOTE Unit Costs are an Average of Total Units				TOTAL UNITS 12		
<u>DEPARTMENT</u>	<u>POSITION</u>	<u>TYPE</u>	<u>UNIT TIME</u>	<u>UNIT COST</u>	<u>ANN. UNITS</u>	<u>TOTAL COST</u>
WATER PROGRAM	CLERK TYPIST III/PHA II	W/Onsite Water Reuse	0.33	\$28.20	6	\$169
WATER PROGRAM	ENVIRN HLTH SPEC III	W/Onsite Water Reuse	8.00	\$1,153.76	6	\$6,923
WATER PROGRAM	ENVIRN HLTH SPEC IV	W/Onsite Water Reuse	0.25	\$38.32	6	\$230
		TYPE SUBTOTAL	8.58	\$1,220.28		\$7,322
WATER PROGRAM	CLERK TYPIST III/PHA II	W/O Onsite Wtr Reuse	0.33	\$28.20	6	\$169
WATER PROGRAM	ENVIRN HLTH SPEC III	W/O Onsite Wtr Reuse	4.00	\$576.88	6	\$3,461
WATER PROGRAM	ENVIRN HLTH SPEC IV	W/O Onsite Wtr Reuse	0.25	\$38.32	6	\$230
		TYPE SUBTOTAL	4.58	\$643.40		\$3,860
TOTALS			13.16	\$931.83		\$11,182

CITY OF LONG BEACH
REVENUE AND COST SUMMARY WORKSHEET
FY 2021-2022

SERVICE WATER REINSPECTION		REFERENCE NO. EH-030	
PRIMARY DEPARTMENT EH-WATER	UNIT OF SERVICE REINSPECTION	SERVICE RECIPIENT 1039	
DESCRIPTION OF SERVICE Fee charged by Health Department for additional inspections when corrections are not completed			
CURRENT FEE STRUCTURE \$240 per reinspection			
<u>REVENUE AND COST COMPARISON</u>			
UNIT REVENUE: \$240.00		TOTAL REVENUE: \$240	
UNIT COST: \$343.00		TOTAL COST: \$343	
UNIT PROFIT (SUBSIDY): \$(103.00)		TOTAL PROFIT (SUBSIDY): \$(103)	
TOTAL UNITS: 1		PCT. COST RECOVERY: 69.97%	
SUGGESTED FEE FOR COST RECOVERY OF: 100% \$345 per reinspection			

**CITY OF LONG BEACH
COST DETAIL WORKSHEET
FY 2021-2022**

SERVICE WATER REINSPECTION				REFERENCE NO. EH-030		
NOTE Unit Costs are an Average of Total Units				TOTAL UNITS 1		
<u>DEPARTMENT</u>	<u>POSITION</u>	<u>TYPE</u>	<u>UNIT TIME</u>	<u>UNIT COST</u>	<u>ANN. UNITS</u>	<u>TOTAL COST</u>
WATER PROGRAM	CLERK TYPIST III/PHA II		0.33	\$28.20	1	\$28
WATER PROGRAM	ENVIRN HLTH SPEC III		2.00	\$288.44	1	\$288
WATER PROGRAM	ENVIRN HLTH SPEC IV		0.17	\$26.06	1	\$26
		TYPE SUBTOTAL	2.50	\$342.70		\$343
		TOTALS	2.50	\$343.00		\$343

CITY OF LONG BEACH
REVENUE AND COST SUMMARY WORKSHEET
FY 2021-2022

SERVICE CHARITABLE NON-PROFIT FOOD FACILITY		REFERENCE NO. EH-050	
PRIMARY DEPARTMENT EH-FOOD	UNIT OF SERVICE PERMIT	SERVICE RECIPIENT 2834	
DESCRIPTION OF SERVICE Fee charged to charitable non-profit organization for annual health permit.			
CURRENT FEE STRUCTURE \$615 per annual permit			
<u>REVENUE AND COST COMPARISON</u>			
UNIT REVENUE:	\$615.00	TOTAL REVENUE:	\$6,765
UNIT COST:	\$621.55	TOTAL COST:	\$6,837
UNIT PROFIT (SUBSIDY):	<hr style="width: 100%;"/> \$(6.55)	TOTAL PROFIT (SUBSIDY):	<hr style="width: 100%;"/> \$(72)
TOTAL UNITS:	11	PCT. COST RECOVERY:	98.95%
SUGGESTED FEE FOR COST RECOVERY OF: 100% \$620 per annual permit			

**CITY OF LONG BEACH
COST DETAIL WORKSHEET
FY 2021-2022**

SERVICE CHARITABLE NON-PROFIT FOOD FACILITY				REFERENCE NO. EH-050		
NOTE Unit Costs are an Average of Total Units				TOTAL UNITS 11		
<u>DEPARTMENT</u>	<u>POSITION</u>	<u>TYPE</u>	<u>UNIT TIME</u>	<u>UNIT COST</u>	<u>ANN. UNITS</u>	<u>TOTAL COST</u>
FOOD PROGRAM	MGR-ENVIRON HEALTH		0.17	\$35.96	11	\$396
FOOD PROGRAM	CLERK TYPIST III		0.22	\$20.46	11	\$225
FOOD PROGRAM	ADMIN ANALYST III		0.25	\$41.64	11	\$458
FOOD PROGRAM	ENVIRN HLTH SPEC II		3.00	\$360.09	11	\$3,961
FOOD PROGRAM	ENVIRN HLTH SPEC III		0.50	\$61.25	11	\$674
FOOD PROGRAM	ENVIRN HLTH SPEC IV		0.67	\$102.14	11	\$1,124
		TYPE SUBTOTAL	4.81	\$621.54		\$6,837
TOTALS			4.81	\$621.55		\$6,837

CITY OF LONG BEACH
REVENUE AND COST SUMMARY WORKSHEET
FY 2021-2022

SERVICE NON-PROFIT TEMP FOOD STAND-PREPACK		REFERENCE NO. EH-051	
PRIMARY DEPARTMENT EH-FOOD	UNIT OF SERVICE STAND	SERVICE RECIPIENT 2949	
DESCRIPTION OF SERVICE Temporary Permit Fee Charged to a Non-Profit/Charitable Organization for Operating a Prepackaged Food Booth at a Special Event.			
CURRENT FEE STRUCTURE \$58 per stand			
<u>REVENUE AND COST COMPARISON</u>			
UNIT REVENUE: \$58.00		TOTAL REVENUE: \$58	
UNIT COST: \$206.00		TOTAL COST: \$206	
UNIT PROFIT (SUBSIDY): \$(148.00)		TOTAL PROFIT (SUBSIDY): \$(148)	
TOTAL UNITS: 1		PCT. COST RECOVERY: 28.16%	
SUGGESTED FEE FOR COST RECOVERY OF: 70% \$145 per stand			

**CITY OF LONG BEACH
COST DETAIL WORKSHEET
FY 2021-2022**

SERVICE NON-PROFIT TEMP FOOD STAND-PREPACK				REFERENCE NO. EH-051		
NOTE Unit Costs are an Average of Total Units				TOTAL UNITS 1		
<u>DEPARTMENT</u>	<u>POSITION</u>	<u>TYPE</u>	<u>UNIT TIME</u>	<u>UNIT COST</u>	<u>ANN. UNITS</u>	<u>TOTAL COST</u>
FOOD PROGRAM	CLERK TYPIST III		0.50	\$46.51	1	\$47
FOOD PROGRAM	ENVIRN HLTH SPEC II		0.50	\$60.02	1	\$60
FOOD PROGRAM	ENVIRN HLTH SPEC III		0.50	\$61.25	1	\$61
FOOD PROGRAM	ENVIRN HLTH SPEC IV		0.25	\$38.11	1	\$38
		TYPE SUBTOTAL	1.75	\$205.89		\$206
TOTALS			1.75	\$206.00		\$206

CITY OF LONG BEACH
REVENUE AND COST SUMMARY WORKSHEET
FY 2021-2022

SERVICE NON-PROFIT TEMP FOOD STAND-UNPACK		REFERENCE NO. EH-052	
PRIMARY DEPARTMENT EH-FOOD	UNIT OF SERVICE STAND	SERVICE RECIPIENT 2950	
DESCRIPTION OF SERVICE Temporary Permit Fee Charged to a Non-Profit/Charitable Organization for Operating a Unpackaged Food Booth at a Special Event.			
CURRENT FEE STRUCTURE \$75 per stand			
<u>REVENUE AND COST COMPARISON</u>			
UNIT REVENUE: \$75.00		TOTAL REVENUE: \$75	
UNIT COST: \$533.00		TOTAL COST: \$533	
UNIT PROFIT (SUBSIDY): \$(458.00)		TOTAL PROFIT (SUBSIDY): \$(458)	
TOTAL UNITS: 1		PCT. COST RECOVERY: 14.07%	
SUGGESTED FEE FOR COST RECOVERY OF: 60% \$325 per stand			

**CITY OF LONG BEACH
COST DETAIL WORKSHEET
FY 2021-2022**

SERVICE NON-PROFIT TEMP FOOD STAND-UNPACK				REFERENCE NO. EH-052		
NOTE Unit Costs are an Average of Total Units				TOTAL UNITS 1		
<u>DEPARTMENT</u>	<u>POSITION</u>	<u>TYPE</u>	<u>UNIT TIME</u>	<u>UNIT COST</u>	<u>ANN. UNITS</u>	<u>TOTAL COST</u>
FOOD PROGRAM	CLERK TYPIST III		0.11	\$10.23	1	\$10
FOOD PROGRAM	ENVIRN HLTH SPEC II		1.49	\$178.84	1	\$179
FOOD PROGRAM	ENVIRN HLTH SPEC III		2.50	\$306.25	1	\$306
FOOD PROGRAM	ENVIRN HLTH SPEC IV		0.25	\$38.11	1	\$38
		TYPE SUBTOTAL	4.35	\$533.43		\$533
TOTALS			4.35	\$533.00		\$533

CITY OF LONG BEACH
REVENUE AND COST SUMMARY WORKSHEET
FY 2021-2022

SERVICE NON-PROFIT TEMP FOOD STAND-FLD LIC		REFERENCE NO. EH-053	
PRIMARY DEPARTMENT EH-FOOD	UNIT OF SERVICE STAND	SERVICE RECIPIENT 2951	
DESCRIPTION OF SERVICE Non-Profit Charitable Organization Charge for Licensing in the Field			
CURRENT FEE STRUCTURE \$0 per stand			
<u>REVENUE AND COST COMPARISON</u>			
UNIT REVENUE: \$0.00		TOTAL REVENUE: \$0	
UNIT COST: \$154.00		TOTAL COST: \$154	
UNIT PROFIT (SUBSIDY): \$(154.00)		TOTAL PROFIT (SUBSIDY): \$(154)	
TOTAL UNITS: 1		PCT. COST RECOVERY: 0.00%	
SUGGESTED FEE FOR COST RECOVERY OF: 100% Double the standard application fee			

**CITY OF LONG BEACH
COST DETAIL WORKSHEET
FY 2021-2022**

SERVICE NON-PROFIT TEMP FOOD STAND-FLD LIC				REFERENCE NO. EH-053		
NOTE Unit Costs are an Average of Total Units				TOTAL UNITS 1		
<u>DEPARTMENT</u>	<u>POSITION</u>	<u>TYPE</u>	<u>UNIT TIME</u>	<u>UNIT COST</u>	<u>ANN. UNITS</u>	<u>TOTAL COST</u>
FOOD PROGRAM	CLERK TYPIST III		0.50	\$46.51	1	\$47
FOOD PROGRAM	ENVIRN HLTH SPEC II		0.50	\$60.02	1	\$60
FOOD PROGRAM	ENVIRN HLTH SPEC III		0.08	\$9.80	1	\$10
FOOD PROGRAM	ENVIRN HLTH SPEC IV		0.25	\$38.11	1	\$38
		TYPE SUBTOTAL	1.33	\$154.44		\$154
		TOTALS	1.33	\$154.00		\$154

CITY OF LONG BEACH
REVENUE AND COST SUMMARY WORKSHEET
FY 2021-2022

SERVICE NON-PROFIT TEMP FOOD STAND-LATE SUB		REFERENCE NO. EH-054	
PRIMARY DEPARTMENT EH-FOOD	UNIT OF SERVICE STAND	SERVICE RECIPIENT 2952	
DESCRIPTION OF SERVICE Non-Profit Charitable Organization Temporary Food Stand - Fee for Late Submittal of Application			
CURRENT FEE STRUCTURE \$0 per stand			
<u>REVENUE AND COST COMPARISON</u>			
UNIT REVENUE: \$0.00		TOTAL REVENUE: \$0	
UNIT COST: \$232.14		TOTAL COST: \$1,625	
UNIT PROFIT (SUBSIDY): \$(232.14)		TOTAL PROFIT (SUBSIDY): \$(1,625)	
TOTAL UNITS: 7		PCT. COST RECOVERY: 0.00%	
SUGGESTED FEE FOR COST RECOVERY OF: 100% 150% of standard application fee			

**CITY OF LONG BEACH
COST DETAIL WORKSHEET
FY 2021-2022**

SERVICE NON-PROFIT TEMP FOOD STAND-LATE SUB				REFERENCE NO. EH-054		
NOTE Unit Costs are an Average of Total Units				TOTAL UNITS 7		
<u>DEPARTMENT</u>	<u>POSITION</u>	<u>TYPE</u>	<u>UNIT TIME</u>	<u>UNIT COST</u>	<u>ANN. UNITS</u>	<u>TOTAL COST</u>
FOOD PROGRAM	CLERK TYPIST III		0.11	\$10.23	7	\$72
FOOD PROGRAM	ENVIRN HLTH SPEC III		1.50	\$183.75	7	\$1,286
FOOD PROGRAM	ENVIRN HLTH SPEC IV		0.25	\$38.11	7	\$267
		TYPE SUBTOTAL	1.86	\$232.09		\$1,625
		TOTALS	1.86	\$232.14		\$1,625

CITY OF LONG BEACH
REVENUE AND COST SUMMARY WORKSHEET
FY 2021-2022

SERVICE NON-PROF/CHARITY/COMM EVENT ORGANIZ		REFERENCE NO. EH-055	
PRIMARY DEPARTMENT EH-FOOD	UNIT OF SERVICE PERMIT	SERVICE RECIPIENT 2953	
DESCRIPTION OF SERVICE Permit Fee is Charged to the Non-Profit/Charitable Organizer of a Special Event			
CURRENT FEE STRUCTURE \$103 per event Late Submittal Penalty - \$0			
<u>REVENUE AND COST COMPARISON</u>			
UNIT REVENUE: \$103.00		TOTAL REVENUE: \$103	
UNIT COST: \$580.00		TOTAL COST: \$580	
UNIT PROFIT (SUBSIDY): \$(477.00)		TOTAL PROFIT (SUBSIDY): \$(477)	
TOTAL UNITS: 1		PCT. COST RECOVERY: 17.76%	
SUGGESTED FEE FOR COST RECOVERY OF: 53% \$305 per event Late Submittal Penalty - 150% of standard application fee			

**CITY OF LONG BEACH
COST DETAIL WORKSHEET
FY 2021-2022**

SERVICE NON-PROF/CHARITY/COMM EVENT ORGANIZ				REFERENCE NO. EH-055		
NOTE Unit Costs are an Average of Total Units				TOTAL UNITS 1		
<u>DEPARTMENT</u>	<u>POSITION</u>	<u>TYPE</u>	<u>UNIT TIME</u>	<u>UNIT COST</u>	<u>ANN. UNITS</u>	<u>TOTAL COST</u>
FOOD PROGRAM	CLERK TYPIST III		0.83	\$77.21	1	\$77
FOOD PROGRAM	ENVIRN HLTH SPEC II		1.00	\$120.03	1	\$120
FOOD PROGRAM	ENVIRN HLTH SPEC III		2.50	\$306.25	1	\$306
FOOD PROGRAM	ENVIRN HLTH SPEC IV		0.50	\$76.23	1	\$76
		TYPE SUBTOTAL	4.83	\$579.72		\$580
		TOTALS	4.83	\$580.00		\$580

CITY OF LONG BEACH
REVENUE AND COST SUMMARY WORKSHEET
FY 2021-2022

SERVICE LIM SVC CHARITABL FEED OPER REGIS		REFERENCE NO. EH-056	
PRIMARY DEPARTMENT EH-FOOD	UNIT OF SERVICE PERMIT	SERVICE RECIPIENT 4016	
DESCRIPTION OF SERVICE Feeding Operation Organizer Charged to Register with Health Department to Operate a Charitable Feeding Service			
CURRENT FEE STRUCTURE \$84 per annual registration			
<u>REVENUE AND COST COMPARISON</u>			
UNIT REVENUE: \$84.00		TOTAL REVENUE: \$84	
UNIT COST: \$171.00		TOTAL COST: \$171	
UNIT PROFIT (SUBSIDY): \$(87.00)		TOTAL PROFIT (SUBSIDY): \$(87)	
TOTAL UNITS: 1		PCT. COST RECOVERY: 49.12%	
SUGGESTED FEE FOR COST RECOVERY OF: 100% \$170 per annual registration			

**CITY OF LONG BEACH
COST DETAIL WORKSHEET
FY 2021-2022**

SERVICE LIM SVC CHARITABL FEED OPER REGIS				REFERENCE NO. EH-056		
NOTE Unit Costs are an Average of Total Units				TOTAL UNITS 1		
<u>DEPARTMENT</u>	<u>POSITION</u>	<u>TYPE</u>	<u>UNIT TIME</u>	<u>UNIT COST</u>	<u>ANN. UNITS</u>	<u>TOTAL COST</u>
FOOD PROGRAM	CLERK TYPIST III		0.11	\$10.23	1	\$10
FOOD PROGRAM	ENVIRN HLTH SPEC III		1.00	\$122.50	1	\$123
FOOD PROGRAM	ENVIRN HLTH SPEC IV		0.25	\$38.11	1	\$38
		TYPE SUBTOTAL	1.36	\$170.84		\$171
TOTALS			1.36	\$171.00		\$171

CITY OF LONG BEACH
REVENUE AND COST SUMMARY WORKSHEET
FY 2021-2022

SERVICE PRHIP BED & BREAKFAST INSPECTION		REFERENCE NO. EH-057	
PRIMARY DEPARTMENT EH-FOOD	UNIT OF SERVICE PERMIT	SERVICE RECIPIENT 918,919	
DESCRIPTION OF SERVICE Property/Business Owner Charged for Annual Permit			
CURRENT FEE STRUCTURE 1-5 rooms - \$200 per annual permit 6-20 Rooms -\$420 per annual permit			
<u>REVENUE AND COST COMPARISON</u>			
UNIT REVENUE: \$310.00		TOTAL REVENUE: \$620	
UNIT COST: \$326.00		TOTAL COST: \$652	
UNIT PROFIT (SUBSIDY): \$(16.00)		TOTAL PROFIT (SUBSIDY): \$(32)	
TOTAL UNITS: 2		PCT. COST RECOVERY: 95.09%	
SUGGESTED FEE FOR COST RECOVERY OF: 100% \$325 per annual permit			

**CITY OF LONG BEACH
COST DETAIL WORKSHEET
FY 2021-2022**

SERVICE				REFERENCE NO.		
PRHIP BED & BREAKFAST INSPECTION				EH-057		
NOTE				TOTAL UNITS		
Unit Costs are an Average of Total Units				2		
<u>DEPARTMENT</u>	<u>POSITION</u>	<u>TYPE</u>	<u>UNIT TIME</u>	<u>UNIT COST</u>	<u>ANN. UNITS</u>	<u>TOTAL COST</u>
FOOD PROGRAM	MGR-ENVIRON HEALTH	1-5 Rooms	0.08	\$16.92	1	\$17
FOOD PROGRAM	CLERK TYPIST III	1-5 Rooms	0.25	\$23.26	1	\$23
FOOD PROGRAM	ADMIN ANALYST III	1-5 Rooms	0.03	\$5.00	1	\$5
FOOD PROGRAM	ENVIRN HLTH SPEC II	1-5 Rooms	1.00	\$120.03	1	\$120
FOOD PROGRAM	ENVIRN HLTH SPEC III	1-5 Rooms	1.00	\$122.50	1	\$123
FOOD PROGRAM	ENVIRN HLTH SPEC IV	1-5 Rooms	0.25	\$38.11	1	\$38
TYPE SUBTOTAL			2.61	\$325.82		\$326
FOOD PROGRAM	MGR-ENVIRON HEALTH	6-20 Rooms	0.08	\$16.92	1	\$17
FOOD PROGRAM	CLERK TYPIST III	6-20 Rooms	0.25	\$23.26	1	\$23
FOOD PROGRAM	ADMIN ANALYST III	6-20 Rooms	0.03	\$5.00	1	\$5
FOOD PROGRAM	ENVIRN HLTH SPEC II	6-20 Rooms	1.00	\$120.03	1	\$120
FOOD PROGRAM	ENVIRN HLTH SPEC III	6-20 Rooms	1.00	\$122.50	1	\$123
FOOD PROGRAM	ENVIRN HLTH SPEC IV	6-20 Rooms	0.25	\$38.11	1	\$38
TYPE SUBTOTAL			2.61	\$325.82		\$326
TOTALS			5.22	\$326.00		\$652

CITY OF LONG BEACH
REVENUE AND COST SUMMARY WORKSHEET
FY 2021-2022

SERVICE AFTER-SCHOOL NUTRITION PROGRAM SITE		REFERENCE NO. EH-058	
PRIMARY DEPARTMENT EH-FOOD	UNIT OF SERVICE PERMIT	SERVICE RECIPIENT 3895	
DESCRIPTION OF SERVICE Fee charged to non-profit after-school food distribution sites			
CURRENT FEE STRUCTURE \$83 per permit			
<u>REVENUE AND COST COMPARISON</u>			
UNIT REVENUE: \$83.00		TOTAL REVENUE: \$83	
UNIT COST: \$214.00		TOTAL COST: \$214	
UNIT PROFIT (SUBSIDY): \$(131.00)		TOTAL PROFIT (SUBSIDY): \$(131)	
TOTAL UNITS: 1		PCT. COST RECOVERY: 38.79%	
SUGGESTED FEE FOR COST RECOVERY OF: 100% \$215 per permit			

**CITY OF LONG BEACH
COST DETAIL WORKSHEET
FY 2021-2022**

SERVICE AFTER-SCHOOL NUTRITION PROGRAM SITE				REFERENCE NO. EH-058		
NOTE Unit Costs are an Average of Total Units				TOTAL UNITS 1		
<u>DEPARTMENT</u>	<u>POSITION</u>	<u>TYPE</u>	<u>UNIT TIME</u>	<u>UNIT COST</u>	<u>ANN. UNITS</u>	<u>TOTAL COST</u>
FOOD PROGRAM	CLERK TYPIST III		0.08	\$7.44	1	\$7
FOOD PROGRAM	ENVIRN HLTH SPEC II		1.00	\$120.03	1	\$120
FOOD PROGRAM	ENVIRN HLTH SPEC III		0.08	\$9.80	1	\$10
FOOD PROGRAM	ENVIRN HLTH SPEC IV		0.50	\$76.23	1	\$76
		TYPE SUBTOTAL	1.66	\$213.50		\$214
TOTALS			1.66	\$214.00		\$214

CITY OF LONG BEACH
REVENUE AND COST SUMMARY WORKSHEET
FY 2021-2022

SERVICE RESTAURANT INSPECTION - 0-10 SEATS		REFERENCE NO. EH-059	
PRIMARY DEPARTMENT EH-FOOD	UNIT OF SERVICE PERMIT	SERVICE RECIPIENT 926	
DESCRIPTION OF SERVICE Business Owner Charged for Annual Health Permit (0-10 seats)			
CURRENT FEE STRUCTURE \$805 per annual permit			
<u>REVENUE AND COST COMPARISON</u>			
UNIT REVENUE:	\$805.00	TOTAL REVENUE:	\$197,225
UNIT COST:	\$1,079.57	TOTAL COST:	\$264,495
UNIT PROFIT (SUBSIDY):	\$(274.57)	TOTAL PROFIT (SUBSIDY):	\$(67,270)
TOTAL UNITS:	245	PCT. COST RECOVERY:	74.57%
SUGGESTED FEE FOR COST RECOVERY OF: 100% RC1 - \$805 per annual permit RC2 - \$1,080 per annual permit			

**CITY OF LONG BEACH
COST DETAIL WORKSHEET
FY 2021-2022**

SERVICE RESTAURANT INSPECTION - 0-10 SEATS				REFERENCE NO. EH-059		
NOTE Unit Costs are an Average of Total Units				TOTAL UNITS 245		
<u>DEPARTMENT</u>	<u>POSITION</u>	<u>TYPE</u>	<u>UNIT TIME</u>	<u>UNIT COST</u>	<u>ANN. UNITS</u>	<u>TOTAL COST</u>
FOOD PROGRAM	MGR-ENVIRON HEALTH		0.17	\$35.96	245	\$8,810
FOOD PROGRAM	CLERK TYPIST III		1.00	\$93.02	245	\$22,790
FOOD PROGRAM	ADMIN ANALYST III		0.25	\$41.64	245	\$10,202
FOOD PROGRAM	ENVIRN HLTH SPEC II		7.00	\$840.21	245	\$205,851
FOOD PROGRAM	ENVIRN HLTH SPEC III		0.25	\$30.63	245	\$7,504
FOOD PROGRAM	ENVIRN HLTH SPEC IV		0.25	\$38.11	245	\$9,337
		TYPE SUBTOTAL	8.92	\$1,079.57		\$264,495
TOTALS			8.92	\$1,079.57		\$264,495

CITY OF LONG BEACH
REVENUE AND COST SUMMARY WORKSHEET
FY 2021-2022

SERVICE RESTAURANT INSPECTION - 11-30 SEATS		REFERENCE NO. EH-060	
PRIMARY DEPARTMENT EH-FOOD	UNIT OF SERVICE PERMIT	SERVICE RECIPIENT 927	
DESCRIPTION OF SERVICE Business Owner Charged for Annual Health Permit (11-30 seats)			
CURRENT FEE STRUCTURE \$1,040 per annual permit			
<u>REVENUE AND COST COMPARISON</u>			
UNIT REVENUE:	\$1,040.00	TOTAL REVENUE:	\$386,880
UNIT COST:	\$1,442.15	TOTAL COST:	\$536,480
UNIT PROFIT (SUBSIDY):	<div style="border-top: 1px solid black; border-bottom: 3px double black;">\$(402.15)</div>	TOTAL PROFIT (SUBSIDY):	<div style="border-top: 1px solid black; border-bottom: 3px double black;">\$(149,600)</div>
TOTAL UNITS:	372	PCT. COST RECOVERY:	72.11%
SUGGESTED FEE FOR COST RECOVERY OF: 100% RC1 - \$1,040 per annual permit RC2 - \$1,445 per annual permit			

**CITY OF LONG BEACH
COST DETAIL WORKSHEET
FY 2021-2022**

SERVICE RESTAURANT INSPECTION - 11-30 SEATS				REFERENCE NO. EH-060		
NOTE Unit Costs are an Average of Total Units				TOTAL UNITS 372		
<u>DEPARTMENT</u>	<u>POSITION</u>	<u>TYPE</u>	<u>UNIT TIME</u>	<u>UNIT COST</u>	<u>ANN. UNITS</u>	<u>TOTAL COST</u>
FOOD PROGRAM	MGR-ENVIRON HEALTH		0.17	\$35.96	372	\$13,377
FOOD PROGRAM	CLERK TYPIST III		1.00	\$93.02	372	\$34,603
FOOD PROGRAM	ADMIN ANALYST III		0.25	\$41.64	372	\$15,490
FOOD PROGRAM	ENVIRN HLTH SPEC II		7.75	\$930.23	372	\$346,046
FOOD PROGRAM	ENVIRN HLTH SPEC III		1.33	\$162.93	372	\$60,610
FOOD PROGRAM	ENVIRN HLTH SPEC IV		1.17	\$178.37	372	\$66,354
		TYPE SUBTOTAL	11.67	\$1,442.15		\$536,480
TOTALS			11.67	\$1,442.15		\$536,480

CITY OF LONG BEACH
REVENUE AND COST SUMMARY WORKSHEET
FY 2021-2022

SERVICE RESTAURANT INSPECTION - 31-60 SEATS		REFERENCE NO. EH-061	
PRIMARY DEPARTMENT EH-FOOD	UNIT OF SERVICE PERMIT	SERVICE RECIPIENT 928	
DESCRIPTION OF SERVICE Business Owner Charged for Annual Health Permit (31-60 seats)			
CURRENT FEE STRUCTURE \$1,160 per annual permit			
<u>REVENUE AND COST COMPARISON</u>			
UNIT REVENUE: \$1,160.00		TOTAL REVENUE: \$337,560	
UNIT COST: \$1,564.23		TOTAL COST: \$455,191	
UNIT PROFIT (SUBSIDY): <u>\$(404.23)</u>		TOTAL PROFIT (SUBSIDY): <u>\$(117,631)</u>	
TOTAL UNITS: 291		PCT. COST RECOVERY: 74.16%	
SUGGESTED FEE FOR COST RECOVERY OF: 100% RC1 - \$1,160 per annual permit RC2 - \$1,565 per annual permit			

**CITY OF LONG BEACH
COST DETAIL WORKSHEET
FY 2021-2022**

SERVICE RESTAURANT INSPECTION - 31-60 SEATS				REFERENCE NO. EH-061		
NOTE Unit Costs are an Average of Total Units				TOTAL UNITS 291		
<u>DEPARTMENT</u>	<u>POSITION</u>	<u>TYPE</u>	<u>UNIT TIME</u>	<u>UNIT COST</u>	<u>ANN. UNITS</u>	<u>TOTAL COST</u>
FOOD PROGRAM	MGR-ENVIRON HEALTH		0.17	\$35.96	291	\$10,464
FOOD PROGRAM	CLERK TYPIST III		1.00	\$93.02	291	\$27,069
FOOD PROGRAM	ADMIN ANALYST III		0.25	\$41.64	291	\$12,117
FOOD PROGRAM	ENVIRN HLTH SPEC II		8.42	\$1,010.66	291	\$294,102
FOOD PROGRAM	ENVIRN HLTH SPEC III		1.67	\$204.58	291	\$59,533
FOOD PROGRAM	ENVIRN HLTH SPEC IV		1.17	\$178.37	291	\$51,906
		TYPE SUBTOTAL	12.68	\$1,564.23		\$455,191
TOTALS			12.68	\$1,564.23		\$455,191

CITY OF LONG BEACH
REVENUE AND COST SUMMARY WORKSHEET
FY 2021-2022

SERVICE RESTAURANT INSPECT - 61-100 SEATS		REFERENCE NO. EH-062	
PRIMARY DEPARTMENT EH-FOOD	UNIT OF SERVICE PERMIT	SERVICE RECIPIENT 929	
DESCRIPTION OF SERVICE Business Owner Charged for Annual Health Permit (61-100 seats)			
CURRENT FEE STRUCTURE \$1,340 per annual permit			
<u>REVENUE AND COST COMPARISON</u>			
UNIT REVENUE: \$1,340.00		TOTAL REVENUE: \$195,640	
UNIT COST: \$1,744.05		TOTAL COST: \$254,631	
UNIT PROFIT (SUBSIDY): <u>\$(404.05)</u>		TOTAL PROFIT (SUBSIDY): <u>\$(58,991)</u>	
TOTAL UNITS: 146		PCT. COST RECOVERY: 76.83%	
SUGGESTED FEE FOR COST RECOVERY OF: 100% RC1 - \$1,340 per annual permit RC2 - \$1,745 per annual permit			

**CITY OF LONG BEACH
COST DETAIL WORKSHEET
FY 2021-2022**

SERVICE RESTAURANT INSPECT - 61-100 SEATS				REFERENCE NO. EH-062		
NOTE Unit Costs are an Average of Total Units				TOTAL UNITS 146		
<u>DEPARTMENT</u>	<u>POSITION</u>	<u>TYPE</u>	<u>UNIT TIME</u>	<u>UNIT COST</u>	<u>ANN. UNITS</u>	<u>TOTAL COST</u>
FOOD PROGRAM	MGR-ENVIRON HEALTH		0.17	\$35.96	146	\$5,250
FOOD PROGRAM	CLERK TYPIST III		1.00	\$93.02	146	\$13,581
FOOD PROGRAM	ADMIN ANALYST III		0.25	\$41.64	146	\$6,079
FOOD PROGRAM	ENVIRN HLTH SPEC II		9.08	\$1,089.87	146	\$159,121
FOOD PROGRAM	ENVIRN HLTH SPEC III		1.67	\$204.58	146	\$29,869
FOOD PROGRAM	ENVIRN HLTH SPEC IV		1.83	\$278.98	146	\$40,731
		TYPE SUBTOTAL	14.00	\$1,744.05		\$254,631
TOTALS			14.00	\$1,744.05		\$254,631

CITY OF LONG BEACH
REVENUE AND COST SUMMARY WORKSHEET
FY 2021-2022

SERVICE RESTAURANT INSPECT - 101-150 SEATS		REFERENCE NO. EH-063	
PRIMARY DEPARTMENT EH-FOOD	UNIT OF SERVICE PERMIT	SERVICE RECIPIENT 930	
DESCRIPTION OF SERVICE Business Owner Charged for Annual Health Permit (101-150 seats)			
CURRENT FEE STRUCTURE \$1,455 per annual permit			
<u>REVENUE AND COST COMPARISON</u>			
UNIT REVENUE: \$1,455.00		TOTAL REVENUE: \$113,490	
UNIT COST: \$1,839.79		TOTAL COST: \$143,504	
UNIT PROFIT (SUBSIDY): <u>\$(384.79)</u>		TOTAL PROFIT (SUBSIDY): <u>\$(30,014)</u>	
TOTAL UNITS: 78		PCT. COST RECOVERY: 79.08%	
SUGGESTED FEE FOR COST RECOVERY OF: 100% RC1 - \$1,455 per annual permit RC2 - \$1,840 per annual permit			

**CITY OF LONG BEACH
COST DETAIL WORKSHEET
FY 2021-2022**

SERVICE RESTAURANT INSPECT - 101-150 SEATS				REFERENCE NO. EH-063		
NOTE Unit Costs are an Average of Total Units				TOTAL UNITS 78		
<u>DEPARTMENT</u>	<u>POSITION</u>	<u>TYPE</u>	<u>UNIT TIME</u>	<u>UNIT COST</u>	<u>ANN. UNITS</u>	<u>TOTAL COST</u>
FOOD PROGRAM	MGR-ENVIRON HEALTH		0.17	\$35.96	78	\$2,805
FOOD PROGRAM	CLERK TYPIST III		1.00	\$93.02	78	\$7,256
FOOD PROGRAM	ADMIN ANALYST III		0.25	\$41.64	78	\$3,248
FOOD PROGRAM	ENVIRN HLTH SPEC II		9.58	\$1,149.89	78	\$89,691
FOOD PROGRAM	ENVIRN HLTH SPEC III		1.75	\$214.38	78	\$16,722
FOOD PROGRAM	ENVIRN HLTH SPEC IV		2.00	\$304.90	78	\$23,782
		TYPE SUBTOTAL	14.75	\$1,839.79		\$143,504
TOTALS			14.75	\$1,839.79		\$143,504

**CITY OF LONG BEACH
REVENUE AND COST SUMMARY WORKSHEET
FY 2021-2022**

SERVICE RESTAURANT INSPECT - 151-200 SEATS		REFERENCE NO. EH-064	
PRIMARY DEPARTMENT EH-FOOD	UNIT OF SERVICE PERMIT	SERVICE RECIPIENT 931	
DESCRIPTION OF SERVICE Business Owner Charged for Annual Health Permit (151-200 seats)			
CURRENT FEE STRUCTURE \$1,465 per annual permit			
<u>REVENUE AND COST COMPARISON</u>			
UNIT REVENUE:	\$1,465.00	TOTAL REVENUE:	\$36,625
UNIT COST:	\$1,869.80	TOTAL COST:	\$46,745
UNIT PROFIT (SUBSIDY):	\$(404.80)	TOTAL PROFIT (SUBSIDY):	\$(10,120)
TOTAL UNITS:	25	PCT. COST RECOVERY:	78.35%
SUGGESTED FEE FOR COST RECOVERY OF: 100% RC1 - \$1,465 per annual permit RC2 - \$1,870 per annual permit			

**CITY OF LONG BEACH
COST DETAIL WORKSHEET
FY 2021-2022**

SERVICE RESTAURANT INSPECT - 151-200 SEATS				REFERENCE NO. EH-064		
NOTE Unit Costs are an Average of Total Units				TOTAL UNITS 25		
<u>DEPARTMENT</u>	<u>POSITION</u>	<u>TYPE</u>	<u>UNIT TIME</u>	<u>UNIT COST</u>	<u>ANN. UNITS</u>	<u>TOTAL COST</u>
FOOD PROGRAM	MGR-ENVIRON HEALTH		0.17	\$35.96	25	\$899
FOOD PROGRAM	CLERK TYPIST III		1.00	\$93.02	25	\$2,326
FOOD PROGRAM	ADMIN ANALYST III		0.25	\$41.64	25	\$1,041
FOOD PROGRAM	ENVIRN HLTH SPEC II		9.83	\$1,179.89	25	\$29,497
FOOD PROGRAM	ENVIRN HLTH SPEC III		1.75	\$214.38	25	\$5,360
FOOD PROGRAM	ENVIRN HLTH SPEC IV		2.00	\$304.90	25	\$7,623
		TYPE SUBTOTAL	15.00	\$1,869.79		\$46,745
TOTALS			15.00	\$1,869.80		\$46,745

CITY OF LONG BEACH
REVENUE AND COST SUMMARY WORKSHEET
FY 2021-2022

SERVICE RESTAURANT INSPECT - 201-400 SEATS		REFERENCE NO. EH-065	
PRIMARY DEPARTMENT EH-FOOD	UNIT OF SERVICE PERMIT	SERVICE RECIPIENT 932	
DESCRIPTION OF SERVICE Business Owner Charged for Annual Health Permit (201-400 seats)			
CURRENT FEE STRUCTURE \$1,500 per annual permit			
<u>REVENUE AND COST COMPARISON</u>			
UNIT REVENUE:	\$1,500.00	TOTAL REVENUE:	\$58,500
UNIT COST:	\$1,936.49	TOTAL COST:	\$75,523
UNIT PROFIT (SUBSIDY):	<div style="border-top: 1px solid black; border-bottom: 3px double black;">\$(436.49)</div>	TOTAL PROFIT (SUBSIDY):	<div style="border-top: 1px solid black; border-bottom: 3px double black;">\$(17,023)</div>
TOTAL UNITS:	39	PCT. COST RECOVERY:	77.46%
SUGGESTED FEE FOR COST RECOVERY OF: 100% RC1 - \$1,500 per annual permit RC2 - \$1,935 per annual permit			

**CITY OF LONG BEACH
COST DETAIL WORKSHEET
FY 2021-2022**

SERVICE RESTAURANT INSPECT - 201-400 SEATS				REFERENCE NO. EH-065		
NOTE Unit Costs are an Average of Total Units				TOTAL UNITS 39		
<u>DEPARTMENT</u>	<u>POSITION</u>	<u>TYPE</u>	<u>UNIT TIME</u>	<u>UNIT COST</u>	<u>ANN. UNITS</u>	<u>TOTAL COST</u>
FOOD PROGRAM	MGR-ENVIRON HEALTH		0.17	\$35.96	39	\$1,402
FOOD PROGRAM	CLERK TYPIST III		1.00	\$93.02	39	\$3,628
FOOD PROGRAM	ADMIN ANALYST III		0.25	\$41.64	39	\$1,624
FOOD PROGRAM	ENVIRN HLTH SPEC II		10.17	\$1,220.67	39	\$47,606
FOOD PROGRAM	ENVIRN HLTH SPEC III		1.75	\$214.38	39	\$8,361
FOOD PROGRAM	ENVIRN HLTH SPEC IV		2.17	\$330.82	39	\$12,902
		TYPE SUBTOTAL	15.51	\$1,936.49		\$75,523
TOTALS			15.51	\$1,936.49		\$75,523

CITY OF LONG BEACH
REVENUE AND COST SUMMARY WORKSHEET
FY 2021-2022

SERVICE RESTAURANT INSPECT - 401+ SEATS		REFERENCE NO. EH-066	
PRIMARY DEPARTMENT EH-FOOD	UNIT OF SERVICE PERMIT	SERVICE RECIPIENT 933	
DESCRIPTION OF SERVICE Business Owner Charged for Annual Health Permit (401+ seats)			
CURRENT FEE STRUCTURE \$1,635 per annual permit			
<u>REVENUE AND COST COMPARISON</u>			
UNIT REVENUE: \$1,635.00		TOTAL REVENUE: \$35,970	
UNIT COST: \$2,038.73		TOTAL COST: \$44,852	
UNIT PROFIT (SUBSIDY): <u>\$ (403.73)</u>		TOTAL PROFIT (SUBSIDY): <u>\$ (8,882)</u>	
TOTAL UNITS: 22		PCT. COST RECOVERY: 80.20%	
SUGGESTED FEE FOR COST RECOVERY OF: 100% RC1 - \$1,635 per annual permit RC2 - \$2,040 per annual permit			

**CITY OF LONG BEACH
COST DETAIL WORKSHEET
FY 2021-2022**

SERVICE RESTAURANT INSPECT - 401+ SEATS				REFERENCE NO. EH-066		
NOTE Unit Costs are an Average of Total Units				TOTAL UNITS 22		
<u>DEPARTMENT</u>	<u>POSITION</u>	<u>TYPE</u>	<u>UNIT TIME</u>	<u>UNIT COST</u>	<u>ANN. UNITS</u>	<u>TOTAL COST</u>
FOOD PROGRAM	MGR-ENVIRON HEALTH		0.17	\$35.96	22	\$791
FOOD PROGRAM	CLERK TYPIST III		1.00	\$93.02	22	\$2,046
FOOD PROGRAM	ADMIN ANALYST III		0.25	\$41.64	22	\$916
FOOD PROGRAM	ENVIRN HLTH SPEC II		10.92	\$1,310.73	22	\$28,836
FOOD PROGRAM	ENVIRN HLTH SPEC III		1.75	\$214.38	22	\$4,716
FOOD PROGRAM	ENVIRN HLTH SPEC IV		2.25	\$343.01	22	\$7,546
		TYPE SUBTOTAL	16.34	\$2,038.74		\$44,852
TOTALS			16.34	\$2,038.73		\$44,852

CITY OF LONG BEACH
REVENUE AND COST SUMMARY WORKSHEET
FY 2021-2022

SERVICE BAR/TAVERN		REFERENCE NO. EH-067	
PRIMARY DEPARTMENT EH-FOOD	UNIT OF SERVICE PERMIT	SERVICE RECIPIENT 934,935,936	
DESCRIPTION OF SERVICE Business Owner Charged for Annual Health Permit			
CURRENT FEE STRUCTURE 0-30 Seats - \$765 per annual permit 31-60 Seats - \$1,003 per annual permit 61+ Seats - \$1,120 per annual permit			
<u>REVENUE AND COST COMPARISON</u>			
UNIT REVENUE: \$905.04		TOTAL REVENUE: \$60,638	
UNIT COST: \$1,383.88		TOTAL COST: \$92,720	
UNIT PROFIT (SUBSIDY): \$(478.84)		TOTAL PROFIT (SUBSIDY): \$(32,082)	
TOTAL UNITS: 67		PCT. COST RECOVERY: 65.40%	
SUGGESTED FEE FOR COST RECOVERY OF: 100% RC1: 0-30 Seats - \$765 per annual permit 31-60 Seats - \$1,003 per annual permit 61+ Seats - \$1,120 per annual permit RC2: 0-30 Seats - \$1,285 per annual permit 31-60 Seats - \$1,440 per annual permit 61+ Seats - \$1,565 per annual permit			

**CITY OF LONG BEACH
COST DETAIL WORKSHEET
FY 2021-2022**

SERVICE BAR/TAVERN				REFERENCE NO. EH-067		
NOTE Unit Costs are an Average of Total Units				TOTAL UNITS 67		
DEPARTMENT	POSITION	TYPE	UNIT TIME	UNIT COST	ANN. UNITS	TOTAL COST
FOOD PROGRAM	MGR-ENVIRON HEALTH	0-30 Seats	0.17	\$35.96	32	\$1,151
FOOD PROGRAM	CLERK TYPIST III	0-30 Seats	1.00	\$93.02	32	\$2,977
FOOD PROGRAM	ADMIN ANALYST III	0-30 Seats	0.25	\$41.64	32	\$1,332
FOOD PROGRAM	ENVIRN HLTH SPEC II	0-30 Seats	7.00	\$840.25	32	\$26,888
FOOD PROGRAM	ENVIRN HLTH SPEC III	0-30 Seats	1.00	\$122.50	32	\$3,920
FOOD PROGRAM	ENVIRN HLTH SPEC IV	0-30 Seats	1.00	\$152.45	32	\$4,878
TYPE SUBTOTAL			10.42	\$1,285.82		\$41,146
FOOD PROGRAM	MGR-ENVIRON HEALTH	31-60 Seats	0.17	\$35.96	26	\$935
FOOD PROGRAM	CLERK TYPIST III	31-60 Seats	1.00	\$93.02	26	\$2,419
FOOD PROGRAM	ADMIN ANALYST III	31-60 Seats	0.25	\$41.64	26	\$1,083
FOOD PROGRAM	ENVIRN HLTH SPEC II	31-60 Seats	7.75	\$930.28	26	\$24,187
FOOD PROGRAM	ENVIRN HLTH SPEC III	31-60 Seats	1.33	\$162.93	26	\$4,236
FOOD PROGRAM	ENVIRN HLTH SPEC IV	31-60 Seats	1.17	\$178.37	26	\$4,638
TYPE SUBTOTAL			11.67	\$1,442.20		\$37,497
FOOD PROGRAM	MGR-ENVIRON HEALTH	61+ Seats	0.17	\$35.96	9	\$324
FOOD PROGRAM	CLERK TYPIST III	61+ Seats	1.00	\$93.02	9	\$837
FOOD PROGRAM	ADMIN ANALYST III	61+ Seats	0.25	\$41.64	9	\$375
FOOD PROGRAM	ENVIRN HLTH SPEC II	61+ Seats	8.42	\$1,010.52	9	\$9,095
FOOD PROGRAM	ENVIRN HLTH SPEC III	61+ Seats	1.67	\$204.58	9	\$1,841
FOOD PROGRAM	ENVIRN HLTH SPEC IV	61+ Seats	1.17	\$178.37	9	\$1,605
TYPE SUBTOTAL			12.68	\$1,564.09		\$14,077
TOTALS			34.77	\$1,383.88		\$92,720

CITY OF LONG BEACH
REVENUE AND COST SUMMARY WORKSHEET
FY 2021-2022

SERVICE PUBLIC SCHOOL CAFETERIA KITCHEN		REFERENCE NO. EH-068	
PRIMARY DEPARTMENT EH-FOOD	UNIT OF SERVICE PERMIT	SERVICE RECIPIENT 937	
DESCRIPTION OF SERVICE Business Owner Charged for Annual Health Permit			
CURRENT FEE STRUCTURE \$76 per annual permit			
<u>REVENUE AND COST COMPARISON</u>			
UNIT REVENUE: \$76.00		TOTAL REVENUE: \$6,612	
UNIT COST: \$485.24		TOTAL COST: \$42,216	
UNIT PROFIT (SUBSIDY): <u>\$(409.24)</u>		TOTAL PROFIT (SUBSIDY): <u>\$(35,604)</u>	
TOTAL UNITS: 87		PCT. COST RECOVERY: 15.66%	
SUGGESTED FEE FOR COST RECOVERY OF: 100% \$485 per annual permit			

**CITY OF LONG BEACH
COST DETAIL WORKSHEET
FY 2021-2022**

SERVICE PUBLIC SCHOOL CAFETERIA KITCHEN				REFERENCE NO. EH-068		
NOTE Unit Costs are an Average of Total Units				TOTAL UNITS 87		
<u>DEPARTMENT</u>	<u>POSITION</u>	<u>TYPE</u>	<u>UNIT TIME</u>	<u>UNIT COST</u>	<u>ANN. UNITS</u>	<u>TOTAL COST</u>
FOOD PROGRAM	MGR-ENVIRON HEALTH		0.17	\$35.96	87	\$3,129
FOOD PROGRAM	CLERK TYPIST III		0.22	\$20.46	87	\$1,780
FOOD PROGRAM	ENVIRN HLTH SPEC II		3.00	\$360.08	87	\$31,327
FOOD PROGRAM	ENVIRN HLTH SPEC III		0.25	\$30.63	87	\$2,665
FOOD PROGRAM	ENVIRN HLTH SPEC IV		0.25	\$38.11	87	\$3,316
		TYPE SUBTOTAL	3.89	\$485.24		\$42,216
TOTALS			3.89	\$485.24		\$42,216

CITY OF LONG BEACH
REVENUE AND COST SUMMARY WORKSHEET
FY 2021-2022

SERVICE PUB SCHOOL SATELLITE FOOD FACILITY		REFERENCE NO. EH-069																					
PRIMARY DEPARTMENT EH-FOOD	UNIT OF SERVICE PERMIT	SERVICE RECIPIENT 938																					
DESCRIPTION OF SERVICE Business Owner Charged for Annual Health Permit																							
CURRENT FEE STRUCTURE \$76 per annual permit																							
<table style="width: 100%; border-collapse: collapse;"> <tr> <th colspan="4" style="text-align: center; border-bottom: 1px solid black;">REVENUE AND COST COMPARISON</th> </tr> <tr> <td style="width: 30%; text-align: right; vertical-align: top;">UNIT REVENUE:</td> <td style="width: 20%; text-align: right; vertical-align: top;">\$76.00</td> <td style="width: 30%; text-align: right; vertical-align: top;">TOTAL REVENUE:</td> <td style="width: 20%; text-align: right; vertical-align: top;">\$684</td> </tr> <tr> <td style="text-align: right; vertical-align: top;">UNIT COST:</td> <td style="text-align: right; vertical-align: top;">\$562.78</td> <td style="text-align: right; vertical-align: top;">TOTAL COST:</td> <td style="text-align: right; vertical-align: top;">\$5,065</td> </tr> <tr> <td style="text-align: right; vertical-align: top;">UNIT PROFIT (SUBSIDY):</td> <td style="text-align: right; vertical-align: top;"> <div style="border-top: 1px solid black; border-bottom: 3px double black;">\$(486.78)</div> </td> <td style="text-align: right; vertical-align: top;">TOTAL PROFIT (SUBSIDY):</td> <td style="text-align: right; vertical-align: top;"> <div style="border-top: 1px solid black; border-bottom: 3px double black;">\$(4,381)</div> </td> </tr> <tr> <td style="text-align: right; vertical-align: top;">TOTAL UNITS:</td> <td style="text-align: right; vertical-align: top;">9</td> <td style="text-align: right; vertical-align: top;">PCT. COST RECOVERY:</td> <td style="text-align: right; vertical-align: top;">13.50%</td> </tr> </table>				REVENUE AND COST COMPARISON				UNIT REVENUE:	\$76.00	TOTAL REVENUE:	\$684	UNIT COST:	\$562.78	TOTAL COST:	\$5,065	UNIT PROFIT (SUBSIDY):	<div style="border-top: 1px solid black; border-bottom: 3px double black;">\$(486.78)</div>	TOTAL PROFIT (SUBSIDY):	<div style="border-top: 1px solid black; border-bottom: 3px double black;">\$(4,381)</div>	TOTAL UNITS:	9	PCT. COST RECOVERY:	13.50%
REVENUE AND COST COMPARISON																							
UNIT REVENUE:	\$76.00	TOTAL REVENUE:	\$684																				
UNIT COST:	\$562.78	TOTAL COST:	\$5,065																				
UNIT PROFIT (SUBSIDY):	<div style="border-top: 1px solid black; border-bottom: 3px double black;">\$(486.78)</div>	TOTAL PROFIT (SUBSIDY):	<div style="border-top: 1px solid black; border-bottom: 3px double black;">\$(4,381)</div>																				
TOTAL UNITS:	9	PCT. COST RECOVERY:	13.50%																				
SUGGESTED FEE FOR COST RECOVERY OF: 100% \$560 per annual permit																							

**CITY OF LONG BEACH
COST DETAIL WORKSHEET
FY 2021-2022**

SERVICE PUB SCHOOL SATELLITE FOOD FACILITY				REFERENCE NO. EH-069		
NOTE Unit Costs are an Average of Total Units				TOTAL UNITS 9		
<u>DEPARTMENT</u>	<u>POSITION</u>	<u>TYPE</u>	<u>UNIT TIME</u>	<u>UNIT COST</u>	<u>ANN. UNITS</u>	<u>TOTAL COST</u>
FOOD PROGRAM	MGR-ENVIRON HEALTH		0.17	\$35.96	9	\$324
FOOD PROGRAM	CLERK TYPIST III		0.22	\$20.46	9	\$184
FOOD PROGRAM	ADMIN ANALYST III		0.25	\$41.64	9	\$375
FOOD PROGRAM	ENVIRN HLTH SPEC II		2.00	\$240.06	9	\$2,161
FOOD PROGRAM	ENVIRN HLTH SPEC III		1.00	\$122.50	9	\$1,103
FOOD PROGRAM	ENVIRN HLTH SPEC IV		0.67	\$102.14	9	\$919
		TYPE SUBTOTAL	4.31	\$562.76		\$5,065
TOTALS			4.31	\$562.78		\$5,065

CITY OF LONG BEACH
REVENUE AND COST SUMMARY WORKSHEET
FY 2021-2022

SERVICE SATELLITE/KIOSK FOOD FAC - PREPACK		REFERENCE NO. EH-070	
PRIMARY DEPARTMENT EH-FOOD	UNIT OF SERVICE PERMIT	SERVICE RECIPIENT 939	
DESCRIPTION OF SERVICE Business Owner Charged for Annual Health Permit			
CURRENT FEE STRUCTURE \$255 per annual permit			
<u>REVENUE AND COST COMPARISON</u>			
UNIT REVENUE: \$255.00		TOTAL REVENUE: \$1,275	
UNIT COST: \$501.60		TOTAL COST: \$2,508	
UNIT PROFIT (SUBSIDY): \$(246.60)		TOTAL PROFIT (SUBSIDY): \$(1,233)	
TOTAL UNITS: 5		PCT. COST RECOVERY: 50.84%	
SUGGESTED FEE FOR COST RECOVERY OF: 100% \$500 per annual permit			

**CITY OF LONG BEACH
COST DETAIL WORKSHEET
FY 2021-2022**

SERVICE SATELLITE/KIOSK FOOD FAC - PREPACK				REFERENCE NO. EH-070		
NOTE Unit Costs are an Average of Total Units				TOTAL UNITS 5		
<u>DEPARTMENT</u>	<u>POSITION</u>	<u>TYPE</u>	<u>UNIT TIME</u>	<u>UNIT COST</u>	<u>ANN. UNITS</u>	<u>TOTAL COST</u>
FOOD PROGRAM	MGR-ENVIRON HEALTH		0.17	\$35.96	5	\$180
FOOD PROGRAM	CLERK TYPIST III		0.22	\$20.46	5	\$102
FOOD PROGRAM	ADMIN ANALYST III		0.25	\$41.64	5	\$208
FOOD PROGRAM	ENVIRN HLTH SPEC II		2.00	\$240.06	5	\$1,200
FOOD PROGRAM	ENVIRN HLTH SPEC III		0.50	\$61.25	5	\$306
FOOD PROGRAM	ENVIRN HLTH SPEC IV		0.67	\$102.14	5	\$511
		TYPE SUBTOTAL	3.81	\$501.51		\$2,508
TOTALS			3.81	\$501.60		\$2,508

CITY OF LONG BEACH
REVENUE AND COST SUMMARY WORKSHEET
FY 2021-2022

SERVICE SATELLITE/KIOSK FOOD FAC - UNPACK		REFERENCE NO. EH-071	
PRIMARY DEPARTMENT EH-FOOD	UNIT OF SERVICE PERMIT	SERVICE RECIPIENT 3651,940	
DESCRIPTION OF SERVICE Business Owner Charged for Annual Health Permit			
CURRENT FEE STRUCTURE 0-100 Square Feet - \$535 per annual permit 101+ Square Feet - \$745 per annual permit			
<u>REVENUE AND COST COMPARISON</u>			
UNIT REVENUE: \$558.33		TOTAL REVENUE: \$5,025	
UNIT COST: \$572.78		TOTAL COST: \$5,155	
UNIT PROFIT (SUBSIDY): \$(14.45)		TOTAL PROFIT (SUBSIDY): \$(130)	
TOTAL UNITS: 9		PCT. COST RECOVERY: 97.48%	
SUGGESTED FEE FOR COST RECOVERY OF: 100% 0-100 Square Feet - \$565 per annual permit 101+ Square Feet - \$655 per annual permit			

**CITY OF LONG BEACH
COST DETAIL WORKSHEET
FY 2021-2022**

SERVICE				REFERENCE NO.		
SATELLITE/KIOSK FOOD FAC - UNPACK				EH-071		
NOTE				TOTAL UNITS		
Unit Costs are an Average of Total Units				9		
<u>DEPARTMENT</u>	<u>POSITION</u>	<u>TYPE</u>	<u>UNIT TIME</u>	<u>UNIT COST</u>	<u>ANN. UNITS</u>	<u>TOTAL COST</u>
FOOD PROGRAM	MGR-ENVIRON HEALTH	0-100 Sq Ft	0.17	\$35.96	8	\$288
FOOD PROGRAM	CLERK TYPIST III	0-100 Sq Ft	0.22	\$20.46	8	\$164
FOOD PROGRAM	ADMIN ANALYST III	0-100 Sq Ft	0.25	\$41.64	8	\$333
FOOD PROGRAM	ENVIRN HLTH SPEC II	0-100 Sq Ft	2.00	\$240.06	8	\$1,920
FOOD PROGRAM	ENVIRN HLTH SPEC III	0-100 Sq Ft	1.00	\$122.50	8	\$980
FOOD PROGRAM	ENVIRN HLTH SPEC IV	0-100 Sq Ft	0.67	\$102.14	8	\$817
TYPE SUBTOTAL			4.31	\$562.76		\$4,502
FOOD PROGRAM	MGR-ENVIRON HEALTH	101+ Sq Ft	0.17	\$35.96	1	\$36
FOOD PROGRAM	CLERK TYPIST III	101+ Sq Ft	0.22	\$20.46	1	\$20
FOOD PROGRAM	ADMIN ANALYST III	101+ Sq Ft	0.25	\$41.64	1	\$42
FOOD PROGRAM	ENVIRN HLTH SPEC II	101+ Sq Ft	2.75	\$330.08	1	\$330
FOOD PROGRAM	ENVIRN HLTH SPEC III	101+ Sq Ft	1.00	\$122.50	1	\$123
FOOD PROGRAM	ENVIRN HLTH SPEC IV	100+ Sq Ft	0.67	\$102.14	1	\$102
TYPE SUBTOTAL			5.06	\$652.78		\$653
TOTALS			9.37	\$572.78		\$5,155

CITY OF LONG BEACH
REVENUE AND COST SUMMARY WORKSHEET
FY 2021-2022

SERVICE CATERER		REFERENCE NO. EH-072	
PRIMARY DEPARTMENT EH-FOOD	UNIT OF SERVICE PERMIT	SERVICE RECIPIENT 941	
DESCRIPTION OF SERVICE Business Owner Charged for Annual Health Permit			
CURRENT FEE STRUCTURE \$1,170 per annual permit			
<u>REVENUE AND COST COMPARISON</u>			
UNIT REVENUE: \$1,170.00		TOTAL REVENUE: \$15,210	
UNIT COST: \$1,285.77		TOTAL COST: \$16,715	
UNIT PROFIT (SUBSIDY): <u>\$(115.77)</u>		TOTAL PROFIT (SUBSIDY): <u>\$(1,505)</u>	
TOTAL UNITS: 13		PCT. COST RECOVERY: 91.00%	
SUGGESTED FEE FOR COST RECOVERY OF: 100% \$1,285 per annual permit			

**CITY OF LONG BEACH
COST DETAIL WORKSHEET
FY 2021-2022**

SERVICE CATERER				REFERENCE NO. EH-072		
NOTE Unit Costs are an Average of Total Units				TOTAL UNITS 13		
<u>DEPARTMENT</u>	<u>POSITION</u>	<u>TYPE</u>	<u>UNIT TIME</u>	<u>UNIT COST</u>	<u>ANN. UNITS</u>	<u>TOTAL COST</u>
FOOD PROGRAM	MGR-ENVIRON HEALTH		0.17	\$35.96	13	\$467
FOOD PROGRAM	CLERK TYPIST III		1.00	\$93.02	13	\$1,209
FOOD PROGRAM	ADMIN ANALYST III		0.25	\$41.64	13	\$541
FOOD PROGRAM	ENVIRN HLTH SPEC II		7.00	\$840.21	13	\$10,923
FOOD PROGRAM	ENVIRN HLTH SPEC III		1.00	\$122.50	13	\$1,593
FOOD PROGRAM	ENVIRN HLTH SPEC IV		1.00	\$152.45	13	\$1,982
		TYPE SUBTOTAL	10.42	\$1,285.78		\$16,715
TOTALS			10.42	\$1,285.77		\$16,715

CITY OF LONG BEACH
REVENUE AND COST SUMMARY WORKSHEET
FY 2021-2022

SERVICE HOST FACILITY		REFERENCE NO. EH-073	
PRIMARY DEPARTMENT EH-FOOD	UNIT OF SERVICE PERMIT	SERVICE RECIPIENT 4017	
DESCRIPTION OF SERVICE Business Owner Charged Annually for Operating as a Host Facility to a Licensed Food Business Operator			
CURRENT FEE STRUCTURE \$590 per annual permit			
<u>REVENUE AND COST COMPARISON</u>			
UNIT REVENUE: \$590.00		TOTAL REVENUE: \$1,180	
UNIT COST: \$806.50		TOTAL COST: \$1,613	
UNIT PROFIT (SUBSIDY): \$(216.50)		TOTAL PROFIT (SUBSIDY): \$(433)	
TOTAL UNITS: 2		PCT. COST RECOVERY: 73.16%	
SUGGESTED FEE FOR COST RECOVERY OF: 100% \$805 per annual permit			

**CITY OF LONG BEACH
COST DETAIL WORKSHEET
FY 2021-2022**

SERVICE HOST FACILITY				REFERENCE NO. EH-073		
NOTE Unit Costs are an Average of Total Units				TOTAL UNITS 2		
<u>DEPARTMENT</u>	<u>POSITION</u>	<u>TYPE</u>	<u>UNIT TIME</u>	<u>UNIT COST</u>	<u>ANN. UNITS</u>	<u>TOTAL COST</u>
FOOD PROGRAM	MGR-ENVIRON HEALTH		0.17	\$35.96	2	\$72
FOOD PROGRAM	CLERK TYPIST III		1.00	\$93.02	2	\$186
FOOD PROGRAM	ADMIN ANALYST III		0.25	\$41.64	2	\$83
FOOD PROGRAM	ENVIRN HLTH SPEC II		3.01	\$360.69	2	\$721
FOOD PROGRAM	ENVIRN HLTH SPEC III		1.00	\$122.50	2	\$245
FOOD PROGRAM	ENVIRN HLTH SPEC IV		1.00	\$152.45	2	\$305
TYPE SUBTOTAL			6.43	\$806.26		\$1,613
TOTALS			6.43	\$806.50		\$1,613

CITY OF LONG BEACH
REVENUE AND COST SUMMARY WORKSHEET
FY 2021-2022

SERVICE LICENSED HEALTH CARE FACIL KITCHEN		REFERENCE NO. EH-074	
PRIMARY DEPARTMENT EH-FOOD	UNIT OF SERVICE PERMIT	SERVICE RECIPIENT 942,943,944,945,946	
DESCRIPTION OF SERVICE Business Owner Charged for Annual Health Permit 942,943,944,945,946			
CURRENT FEE STRUCTURE 0-59 Beds - \$595 per annual permit 60-100 Beds - \$849 per annual permit 101-150 Beds - \$955 per annual permit 151-200 Beds - \$1,135 per annual permit 201+ Beds - \$1,230 per annual permit			
<u>REVENUE AND COST COMPARISON</u>			
UNIT REVENUE: \$828.67		TOTAL REVENUE: \$22,374	
UNIT COST: \$1,540.56		TOTAL COST: \$41,595	
UNIT PROFIT (SUBSIDY): \$(711.89)		TOTAL PROFIT (SUBSIDY): \$(19,221)	
TOTAL UNITS: 27		PCT. COST RECOVERY: 53.79%	
SUGGESTED FEE FOR COST RECOVERY OF: 100% 0-59 Beds - \$1,285 per annual permit 60-100 Beds - \$1,565 per annual permit 101-150 Beds - \$1,745 per annual permit 151-200 Beds - \$1,840 per annual permit 201+ Beds - \$1,970 per annual permit			

**CITY OF LONG BEACH
COST DETAIL WORKSHEET
FY 2021-2022**

SERVICE LICENSED HEALTH CARE FACIL KITCHEN				REFERENCE NO. EH-074		
NOTE Unit Costs are an Average of Total Units				TOTAL UNITS 27		
DEPARTMENT	POSITION	TYPE	UNIT TIME	UNIT COST	ANN. UNITS	TOTAL COST
FOOD PROGRAM	MGR-ENVIRON HEALTH	1-60 Beds	0.17	\$35.96	9	\$324
FOOD PROGRAM	CLERK TYPIST III	1-60 Beds	1.00	\$93.02	9	\$837
FOOD PROGRAM	ADMIN ANALYST III	1-60 Beds	0.25	\$41.64	9	\$375
FOOD PROGRAM	ENVIRN HLTH SPEC II	1-59 Beds	7.00	\$840.21	9	\$7,562
FOOD PROGRAM	ENVIRN HLTH SPEC III	1-59 Beds	1.00	\$122.50	9	\$1,103
FOOD PROGRAM	ENVIRN HLTH SPEC IV	1-60 Beds	1.00	\$152.45	9	\$1,372
TYPE SUBTOTAL			10.42	\$1,285.78		\$11,572
FOOD PROGRAM	MGR-ENVIRON HEALTH	61-100 Beds	0.17	\$35.96	11	\$396
FOOD PROGRAM	CLERK TYPIST III	61-100 Beds	1.00	\$93.02	11	\$1,023
FOOD PROGRAM	ADMIN ANALYST III	61-100 Beds	0.25	\$41.64	11	\$458
FOOD PROGRAM	ENVIRN HLTH SPEC II	60-100 Beds	8.42	\$1,010.65	11	\$11,117
FOOD PROGRAM	ENVIRN HLTH SPEC III	60-100 Heads	1.67	\$204.58	11	\$2,250
FOOD PROGRAM	ENVIRN HLTH SPEC IV	61-100 Beds	1.17	\$178.37	11	\$1,962
TYPE SUBTOTAL			12.68	\$1,564.22		\$17,206
FOOD PROGRAM	MGR-ENVIRON HEALTH	101-150 Beds	0.17	\$35.96	2	\$72
FOOD PROGRAM	CLERK TYPIST III	101-150 Beds	1.00	\$93.02	2	\$186
FOOD PROGRAM	ADMIN ANALYST III	101-150 Beds	0.25	\$41.64	2	\$83
FOOD PROGRAM	ENVIRN HLTH SPEC II	101-150 Beds	9.08	\$1,089.87	2	\$2,180
FOOD PROGRAM	ENVIRN HLTH SPEC III	101-150 Beds	1.67	\$204.58	2	\$409
FOOD PROGRAM	ENVIRN HLTH SPEC IV	101-150 Beds	1.83	\$278.98	2	\$558
TYPE SUBTOTAL			14.00	\$1,744.05		\$3,488
FOOD PROGRAM	MGR-ENVIRON HEALTH	151-200 Beds	0.17	\$35.96	4	\$144
FOOD PROGRAM	CLERK TYPIST III	151-200 Beds	1.00	\$93.02	4	\$372
FOOD PROGRAM	ADMIN ANALYST III	151-200 Beds	0.25	\$41.64	4	\$167
FOOD PROGRAM	ENVIRN HLTH SPEC II	101-200 Beds	9.58	\$1,150.19	4	\$4,601
FOOD PROGRAM	ENVIRN HLTH SPEC III	151-200 Beds	1.75	\$214.38	4	\$858
FOOD PROGRAM	ENVIRN HLTH SPEC IV	151-200 Beds	2.00	\$304.90	4	\$1,220

THIS PAGE
INTENTIONALLY BLANK

The costs shown on the facing page are
a continued listing of costs listed on
the page immediately preceding.

**CITY OF LONG BEACH
COST DETAIL WORKSHEET
FY 2021-2022**

SERVICE LICENSED HEALTH CARE FACIL KITCHEN				REFERENCE NO. EH-074		
NOTE Unit Costs are an Average of Total Units				TOTAL UNITS 27		
<u>DEPARTMENT</u>	<u>POSITION</u>	<u>TYPE</u>	<u>UNIT TIME</u>	<u>UNIT COST</u>	<u>ANN. UNITS</u>	<u>TOTAL COST</u>
		TYPE SUBTOTAL	14.75	\$1,840.09		\$7,360
FOOD PROGRAM	MGR-ENVIRON HEALTH	200+ Beds	0.17	\$35.96	1	\$36
FOOD PROGRAM	CLERK TYPIST III	200+ Beds	1.00	\$93.02	1	\$93
FOOD PROGRAM	ADMIN ANALYST III	200+ Beds	0.25	\$41.64	1	\$42
FOOD PROGRAM	ENVIRN HLTH SPEC II	201+ Beds	10.08	\$1,209.90	1	\$1,210
FOOD PROGRAM	ENVIRN HLTH SPEC III	200+ Beds	2.00	\$245.00	1	\$245
FOOD PROGRAM	ENVIRN HLTH SPEC IV	200+ Beds	2.25	\$343.01	1	\$343
		TYPE SUBTOTAL	15.75	\$1,968.53		\$1,969
TOTALS			67.60	\$1,540.56		\$41,595

CITY OF LONG BEACH
REVENUE AND COST SUMMARY WORKSHEET
FY 2021-2022

SERVICE PRIVATE SCHOOL KITCHEN		REFERENCE NO. EH-075	
PRIMARY DEPARTMENT EH-FOOD	UNIT OF SERVICE PERMIT	SERVICE RECIPIENT 947,948	
DESCRIPTION OF SERVICE Business Owner Charged for Annual Health Permit			
CURRENT FEE STRUCTURE Prepackaged - \$165 per annual permit Unpackaged - \$664 per annual permit			
<u>REVENUE AND COST COMPARISON</u>			
UNIT REVENUE:	\$497.67	TOTAL REVENUE:	\$1,493
UNIT COST:	\$405.67	TOTAL COST:	\$1,217
UNIT PROFIT (SUBSIDY):	<hr/> \$92.00	TOTAL PROFIT (SUBSIDY):	<hr/> \$276
TOTAL UNITS:	3	PCT. COST RECOVERY:	122.68%
SUGGESTED FEE FOR COST RECOVERY OF: 100% Prepackaged - \$245 per annual permit Unpackaged - \$485 per annual permit			

**CITY OF LONG BEACH
COST DETAIL WORKSHEET
FY 2021-2022**

SERVICE PRIVATE SCHOOL KITCHEN				REFERENCE NO. EH-075		
NOTE Unit Costs are an Average of Total Units				TOTAL UNITS 3		
DEPARTMENT	POSITION	TYPE	UNIT TIME	UNIT COST	ANN. UNITS	TOTAL COST
FOOD PROGRAM	MGR-ENVIRON HEALTH	Prepackaged	0.17	\$35.96	1	\$36
FOOD PROGRAM	CLERK TYPIST III	Prepackaged	0.22	\$20.46	1	\$20
FOOD PROGRAM	ENVIRN HLTH SPEC II	Prepackaged	1.00	\$120.03	1	\$120
FOOD PROGRAM	ENVIRN HLTH SPEC III	Prepackaged	0.25	\$30.63	1	\$31
FOOD PROGRAM	ENVIRN HLTH SPEC IV	Prepackaged	0.25	\$38.11	1	\$38
		TYPE SUBTOTAL	1.89	\$245.19		\$245
FOOD PROGRAM	MGR-ENVIRON HEALTH	Unpackaged	0.17	\$35.96	2	\$72
FOOD PROGRAM	CLERK TYPIST III	Unpackaged	0.22	\$20.46	2	\$41
FOOD PROGRAM	ENVIRN HLTH SPEC II	Unpackaged	3.01	\$360.69	2	\$721
FOOD PROGRAM	ENVIRN HLTH SPEC III	Unpackaged	0.25	\$30.63	2	\$61
FOOD PROGRAM	ENVIRN HLTH SPEC IV	Unpackaged	0.25	\$38.11	2	\$76
		TYPE SUBTOTAL	3.90	\$485.85		\$972
TOTALS			5.79	\$405.67		\$1,217

CITY OF LONG BEACH
REVENUE AND COST SUMMARY WORKSHEET
FY 2021-2022

SERVICE MICROMARKET		REFERENCE NO. EH-076	
PRIMARY DEPARTMENT EH-FOOD	UNIT OF SERVICE PERMIT	SERVICE RECIPIENT 4018	
DESCRIPTION OF SERVICE Business Owner Charged Annually for Operating a Micromarket Selling Prepackaged Food from Self-Checkout Kiosks in Area Less Than 300 sq. ft.			
CURRENT FEE STRUCTURE \$250 per annual permit			
<u>REVENUE AND COST COMPARISON</u>			
UNIT REVENUE: \$250.00		TOTAL REVENUE: \$250	
UNIT COST: \$498.00		TOTAL COST: \$498	
UNIT PROFIT (SUBSIDY): \$(248.00)		TOTAL PROFIT (SUBSIDY): \$(248)	
TOTAL UNITS: 1		PCT. COST RECOVERY: 50.20%	
SUGGESTED FEE FOR COST RECOVERY OF: 100% \$500 per annual permit			

**CITY OF LONG BEACH
COST DETAIL WORKSHEET
FY 2021-2022**

SERVICE MICROMARKET				REFERENCE NO. EH-076		
NOTE Unit Costs are an Average of Total Units				TOTAL UNITS 1		
<u>DEPARTMENT</u>	<u>POSITION</u>	<u>TYPE</u>	<u>UNIT TIME</u>	<u>UNIT COST</u>	<u>ANN. UNITS</u>	<u>TOTAL COST</u>
FOOD PROGRAM	MGR-ENVIRON HEALTH		0.17	\$35.96	1	\$36
FOOD PROGRAM	CLERK TYPIST III		0.22	\$20.46	1	\$20
FOOD PROGRAM	ADMIN ANALYST III		0.25	\$41.64	1	\$42
FOOD PROGRAM	ENVIRN HLTH SPEC II		2.50	\$300.08	1	\$300
FOOD PROGRAM	ENVIRN HLTH SPEC III		0.50	\$61.25	1	\$61
FOOD PROGRAM	ENVIRN HLTH SPEC IV		0.25	\$38.11	1	\$38
TYPE SUBTOTAL			3.89	\$497.50		\$498
TOTALS			3.89	\$498.00		\$498

CITY OF LONG BEACH
REVENUE AND COST SUMMARY WORKSHEET
FY 2021-2022

SERVICE FOOD MARKET RETAIL - PREPACKAGED		REFERENCE NO. EH-077	
PRIMARY DEPARTMENT EH-FOOD	UNIT OF SERVICE PERMIT	SERVICE RECIPIENT 949,950,952,954	
DESCRIPTION OF SERVICE Business Owner Charged for Annual Health Permit			
CURRENT FEE STRUCTURE 25-50 Square Feet - \$375 per annual permit 51-1,999 Square Feet - \$745 per annual permit 2,000-5,999 Square Feet - \$960 per annual permit 6,000+ Square Feet - \$1,245 per annual permit			
<u>REVENUE AND COST COMPARISON</u>			
UNIT REVENUE: \$775.58		TOTAL REVENUE: \$246,635	
UNIT COST: \$782.43		TOTAL COST: \$248,814	
UNIT PROFIT (SUBSIDY): \$(6.85)		TOTAL PROFIT (SUBSIDY): \$(2,179)	
TOTAL UNITS: 318		PCT. COST RECOVERY: 99.12%	
SUGGESTED FEE FOR COST RECOVERY OF: 100% 25-50 Square Feet - \$525 per annual permit 51-1,999 Square Feet - \$765 per annual permit 2,000-5,999 Square Feet - \$915 per annual permit 6,000+ Square Feet - \$1,055 per annual permit			

**CITY OF LONG BEACH
COST DETAIL WORKSHEET
FY 2021-2022**

SERVICE FOOD MARKET RETAIL - PREPACKAGED				REFERENCE NO. EH-077		
NOTE Unit Costs are an Average of Total Units				TOTAL UNITS 318		
DEPARTMENT	POSITION	TYPE	UNIT TIME	UNIT COST	ANN. UNITS	TOTAL COST
FOOD PROGRAM	MGR-ENVIRON HEALTH	25-50 Sq Ft	0.17	\$35.96	24	\$863
FOOD PROGRAM	CLERK TYPIST III	25-50 Sq Ft	1.00	\$93.02	24	\$2,232
FOOD PROGRAM	ADMIN ANALYST III	25-50 Sq Ft	0.15	\$24.99	24	\$600
FOOD PROGRAM	ENVIRN HLTH SPEC II	25-50 Sq Ft	2.50	\$300.08	24	\$7,202
FOOD PROGRAM	ENVIRN HLTH SPEC III	25-50 Sq Ft	0.25	\$30.63	24	\$735
FOOD PROGRAM	ENVIRN HLTH SPEC IV	25-50 Sq Ft	0.25	\$38.11	24	\$915
TYPE SUBTOTAL			4.32	\$522.79		\$12,547
FOOD PROGRAM	MGR-ENVIRON HEALTH	51-1,999 Sq Ft	0.17	\$35.96	230	\$8,271
FOOD PROGRAM	CLERK TYPIST III	51-1,999 Sq Ft	1.00	\$93.02	230	\$21,395
FOOD PROGRAM	ADMIN ANALYST III	51-1,999 Sq Ft	0.15	\$24.99	230	\$5,748
FOOD PROGRAM	ENVIRN HLTH SPEC II	51-1,999 Sq Ft	4.50	\$540.14	230	\$124,232
FOOD PROGRAM	ENVIRN HLTH SPEC III	51-1,999 Sq Ft	0.25	\$30.63	230	\$7,045
FOOD PROGRAM	ENVIRN HLTH SPEC IV	51-1,999 Sq Ft	0.25	\$38.11	230	\$8,765
TYPE SUBTOTAL			6.32	\$762.85		\$175,456
FOOD PROGRAM	MGR-ENVIRON HEALTH	2,000-5,999 Sq Ft	0.17	\$35.96	47	\$1,690
FOOD PROGRAM	CLERK TYPIST III	2,000-5,999 Sq Ft	1.00	\$93.02	47	\$4,372
FOOD PROGRAM	ADMIN ANALYST III	2,000-5,999 Sq Ft	0.15	\$24.99	47	\$1,175
FOOD PROGRAM	ENVIRN HLTH SPEC II	2,000-5,999 Sq Ft	5.75	\$690.17	47	\$32,438
FOOD PROGRAM	ENVIRN HLTH SPEC III	2,000-5,999 Sq Ft	0.25	\$30.63	47	\$1,440
FOOD PROGRAM	ENVIRN HLTH SPEC IV	2,000-5,999 Sq Ft	0.25	\$38.11	47	\$1,791
TYPE SUBTOTAL			7.57	\$912.88		\$42,905
FOOD PROGRAM	MGR-ENVIRON HEALTH	6,000+ Sq Ft	0.17	\$35.96	17	\$611
FOOD PROGRAM	CLERK TYPIST III	6,000+ Sq Ft	1.00	\$93.02	17	\$1,581
FOOD PROGRAM	ADMIN ANALYST III	6,000+ Sq Ft	0.15	\$24.99	17	\$425
FOOD PROGRAM	ENVIRN HLTH SPEC II	6,000+ Sq Ft	6.92	\$830.61	17	\$14,120
FOOD PROGRAM	ENVIRN HLTH SPEC III	6,000+ Sq Ft	0.25	\$30.63	17	\$521
FOOD PROGRAM	ENVIRN HLTH SPEC IV	6,000+ Sq Ft	0.25	\$38.11	17	\$648

THIS PAGE
INTENTIONALLY BLANK

The costs shown on the facing page are
a continued listing of costs listed on
the page immediately preceding.

CITY OF LONG BEACH
COST DETAIL WORKSHEET
FY 2021-2022

SERVICE FOOD MARKET RETAIL - PREPACKAGED				REFERENCE NO. EH-077		
NOTE Unit Costs are an Average of Total Units				TOTAL UNITS 318		
<u>DEPARTMENT</u>	<u>POSITION</u>	<u>TYPE</u>	<u>UNIT TIME</u>	<u>UNIT COST</u>	<u>ANN. UNITS</u>	<u>TOTAL COST</u>
TYPE SUBTOTAL			8.74	\$1,053.32		\$17,906
TOTALS			26.95	\$782.43		\$248,814

CITY OF LONG BEACH
REVENUE AND COST SUMMARY WORKSHEET
FY 2021-2022

SERVICE FOOD MARKET RETAIL - FOOD PREP		REFERENCE NO. EH-078	
PRIMARY DEPARTMENT EH-FOOD	UNIT OF SERVICE PERMIT	SERVICE RECIPIENT 951,953,955	
DESCRIPTION OF SERVICE Business Owner Charged for Annual Health Permit			
CURRENT FEE STRUCTURE 51-1,999 Square Feet - \$780 per annual permit 2,000-5,999 Square Feet - \$1,008 per annual permit 6,000+ Square Feet - \$1,373 per annual permit			
<u>REVENUE AND COST COMPARISON</u>			
UNIT REVENUE: \$932.26		TOTAL REVENUE: \$253,574	
UNIT COST: \$1,368.51		TOTAL COST: \$372,234	
UNIT PROFIT (SUBSIDY): \$(436.25)		TOTAL PROFIT (SUBSIDY): \$(118,660)	
TOTAL UNITS: 272		PCT. COST RECOVERY: 68.12%	
SUGGESTED FEE FOR COST RECOVERY OF: 100% 51-1,999 Square Feet - \$1,285 per annual permit 2,000-5,999 Square Feet - \$1,445 per annual permit 6,000+ Square Feet - \$1,565 per annual permit			

December 11, 2022

**CITY OF LONG BEACH
COST DETAIL WORKSHEET
FY 2021-2022**

SERVICE FOOD MARKET RETAIL - FOOD PREP				REFERENCE NO. EH-078		
NOTE Unit Costs are an Average of Total Units				TOTAL UNITS 272		
DEPARTMENT	POSITION	TYPE	UNIT TIME	UNIT COST	ANN. UNITS	TOTAL COST
FOOD PROGRAM	MGR-ENVIRON HEALTH	51-1,999 Sq Ft	0.17	\$35.96	164	\$5,897
FOOD PROGRAM	CLERK TYPIST III	51-1,999 Sq Ft	1.00	\$93.02	164	\$15,255
FOOD PROGRAM	ADMIN ANALYST III	51-1,999 Sq Ft	0.25	\$41.64	164	\$6,829
FOOD PROGRAM	ENVIRN HLTH SPEC II	51-1,999 Sq Ft	7.00	\$840.20	164	\$137,793
FOOD PROGRAM	ENVIRN HLTH SPEC III	51-1,999 Sq Ft	1.00	\$122.50	164	\$20,090
FOOD PROGRAM	ENVIRN HLTH SPEC IV	51-1,999 Sq Ft	1.00	\$152.45	164	\$25,002
TYPE SUBTOTAL			10.42	\$1,285.77		\$210,866
FOOD PROGRAM	MGR-ENVIRON HEALTH	2,000-5,999 Sq Ft	0.17	\$35.96	62	\$2,230
FOOD PROGRAM	CLERK TYPIST III	2,000-5,999 Sq Ft	1.00	\$93.02	62	\$5,767
FOOD PROGRAM	ADMIN ANALYST III	2,000-5,999 Sq Ft	0.25	\$41.64	62	\$2,582
FOOD PROGRAM	ENVIRN HLTH SPEC II	2,000-5,999 Sq Ft	7.75	\$930.23	62	\$57,674
FOOD PROGRAM	ENVIRN HLTH SPEC III	2,000-5,999 Sq Ft	1.33	\$162.93	62	\$10,102
FOOD PROGRAM	ENVIRN HLTH SPEC IV	2,000-5,999 Sq Ft	1.17	\$178.37	62	\$11,059
TYPE SUBTOTAL			11.67	\$1,442.15		\$89,413
FOOD PROGRAM	MGR-ENVIRON HEALTH	6,000+ Sq Ft	0.17	\$35.96	46	\$1,654
FOOD PROGRAM	CLERK TYPIST III	6,000+ Sq Ft	1.00	\$93.02	46	\$4,279
FOOD PROGRAM	ADMIN ANALYST III	6,000+ Sq Ft	0.25	\$41.64	46	\$1,915
FOOD PROGRAM	ENVIRN HLTH SPEC II	6,000 Sq Ft	8.42	\$1,010.65	46	\$46,490
FOOD PROGRAM	ENVIRN HLTH SPEC III	6,000+ Sq Ft	1.67	\$204.58	46	\$9,411
FOOD PROGRAM	ENVIRN HLTH SPEC IV	6,000+ Sq Ft	1.17	\$178.37	46	\$8,205
TYPE SUBTOTAL			12.68	\$1,564.22		\$71,954
TOTALS			34.77	\$1,368.51		\$372,234

CITY OF LONG BEACH
REVENUE AND COST SUMMARY WORKSHEET
FY 2021-2022

SERVICE FOOD MARKET WHOLESALE		REFERENCE NO. EH-079	
PRIMARY DEPARTMENT EH-FOOD	UNIT OF SERVICE PERMIT	SERVICE RECIPIENT 956,957,958	
DESCRIPTION OF SERVICE Business Owner Charged for Annual Health Permit			
CURRENT FEE STRUCTURE 1-1,999 Square Feet - \$745 per annual permit 2,000-5,999 Square Feet - \$828 per annual permit 6,000+ Square Feet - \$975 per annual permit			
<u>REVENUE AND COST COMPARISON</u>			
UNIT REVENUE: \$849.33		TOTAL REVENUE: \$2,548	
UNIT COST: \$1,534.33		TOTAL COST: \$4,603	
UNIT PROFIT (SUBSIDY): \$(685.00)		TOTAL PROFIT (SUBSIDY): \$(2,055)	
TOTAL UNITS: 3		PCT. COST RECOVERY: 55.36%	
SUGGESTED FEE FOR COST RECOVERY OF: 100% 1-1,999 Square Feet - \$1,320 per annual permit 2,000-5,999 Square Feet - \$1,580 per annual permit 6,000+ Square Feet - \$1,705 per annual permit			

**CITY OF LONG BEACH
COST DETAIL WORKSHEET
FY 2021-2022**

SERVICE FOOD MARKET WHOLESALE				REFERENCE NO. EH-079		
NOTE Unit Costs are an Average of Total Units				TOTAL UNITS 3		
DEPARTMENT	POSITION	TYPE	UNIT TIME	UNIT COST	ANN. UNITS	TOTAL COST
FOOD PROGRAM	MGR-ENVIRON HEALTH	1-1,999 Sq Ft	0.17	\$35.96	1	\$36
FOOD PROGRAM	CLERK TYPIST III	1-1,999 Sq Ft	1.00	\$93.02	1	\$93
FOOD PROGRAM	ADMIN ANALYST III	1-1,999 Sq Ft	0.25	\$41.64	1	\$42
FOOD PROGRAM	ENVIRN HLTH SPEC II	1-1,999 Sq Ft	5.91	\$709.38	1	\$709
FOOD PROGRAM	ENVIRN HLTH SPEC III	1-1,999 Sq Ft	1.00	\$122.50	1	\$123
FOOD PROGRAM	ENVIRN HLTH SPEC IV	1-1,999 Sq Ft	2.08	\$317.10	1	\$317
TYPE SUBTOTAL			10.41	\$1,319.60		\$1,320
FOOD PROGRAM	MGR-ENVIRON HEALTH	2,000-5,999 Sq Ft	0.17	\$35.96	1	\$36
FOOD PROGRAM	CLERK TYPIST III	2,000-5,999 Sq Ft	1.00	\$93.02	1	\$93
FOOD PROGRAM	ADMIN ANALYST III	2,000-5,999 Sq Ft	0.25	\$41.64	1	\$42
FOOD PROGRAM	ENVIRN HLTH SPEC II	2,000-5,999 Sq Ft	7.75	\$930.23	1	\$930
FOOD PROGRAM	ENVIRN HLTH SPEC III	2,000-5,999 Sq Ft	1.33	\$162.93	1	\$163
FOOD PROGRAM	ENVIRN HLTH SPEC IV	2,000-5,999 Sq Ft	2.08	\$317.10	1	\$317
TYPE SUBTOTAL			12.58	\$1,580.88		\$1,581
FOOD PROGRAM	MGR-ENVIRON HEALTH	6,000+ Sq Ft	0.17	\$35.96	1	\$36
FOOD PROGRAM	CLERK TYPIST III	6,000+ Sq Ft	1.00	\$93.02	1	\$93
FOOD PROGRAM	ADMIN ANALYST III	6,000+ Sq Ft	0.25	\$41.64	1	\$42
FOOD PROGRAM	ENVIRN HLTH SPEC II	6,000+ Sq Ft	8.42	\$1,010.65	1	\$1,011
FOOD PROGRAM	ENVIRN HLTH SPEC III	6,000+ Sq Ft	1.67	\$204.58	1	\$205
FOOD PROGRAM	ENVIRN HLTH SPEC IV	6,000+ Sq Ft	2.08	\$317.10	1	\$317
TYPE SUBTOTAL			13.59	\$1,702.95		\$1,703
TOTALS			36.58	\$1,534.33		\$4,603

CITY OF LONG BEACH
REVENUE AND COST SUMMARY WORKSHEET
FY 2021-2022

SERVICE PRODUCE MARKET WHOLESALE		REFERENCE NO. EH-080	
PRIMARY DEPARTMENT EH-FOOD	UNIT OF SERVICE PERMIT	SERVICE RECIPIENT 959,960,961	
DESCRIPTION OF SERVICE Business Owner Charged for Annual Health Permit			
CURRENT FEE STRUCTURE 1-999 Square Feet - \$745 per annual permit 1,000-1,999 Square Feet - \$828 per annual permit 2,000+ Square Feet - \$975 per annual permit			
<u>REVENUE AND COST COMPARISON</u>			
UNIT REVENUE: \$0.00		TOTAL REVENUE: \$0	
UNIT COST: \$0.00		TOTAL COST: \$0	
UNIT PROFIT (SUBSIDY): \$0.00		TOTAL PROFIT (SUBSIDY): \$0	
TOTAL UNITS: 1		PCT. COST RECOVERY: 0.00%	
SUGGESTED FEE FOR COST RECOVERY OF: 100% Remove this fee from the fee schedule as it is now handled by CDPH			

**CITY OF LONG BEACH
COST DETAIL WORKSHEET
FY 2021-2022**

SERVICE PRODUCE MARKET WHOLESALE				REFERENCE NO. EH-080		
NOTE Unit Costs are an Average of Total Units				TOTAL UNITS <div style="text-align: right;">1</div>		
<u>DEPARTMENT</u>	<u>POSITION</u>	<u>TYPE</u>	<u>UNIT TIME</u>	<u>UNIT COST</u>	<u>ANN. UNITS</u>	<u>TOTAL COST</u>
			0.00	\$0.00	0	\$0
		TYPE SUBTOTAL	0.00	\$0.00		\$0
TOTALS			0.00	\$0.00		\$0

CITY OF LONG BEACH
REVENUE AND COST SUMMARY WORKSHEET
FY 2021-2022

SERVICE FOOD SERVICE CART		REFERENCE NO. EH-081	
PRIMARY DEPARTMENT EH-FOOD	UNIT OF SERVICE PERMIT	SERVICE RECIPIENT 962,963	
DESCRIPTION OF SERVICE Business Owner Charged for Annual Health Permit			
CURRENT FEE STRUCTURE Without Plumbing - \$250 per annual permit With Plumbing - \$664 per annual permit			
<u>REVENUE AND COST COMPARISON</u>			
UNIT REVENUE:	\$409.23	TOTAL REVENUE:	\$5,320
UNIT COST:	\$465.38	TOTAL COST:	\$6,050
UNIT PROFIT (SUBSIDY):	\$(56.15)	TOTAL PROFIT (SUBSIDY):	\$(730)
TOTAL UNITS:	13	PCT. COST RECOVERY:	87.93%
SUGGESTED FEE FOR COST RECOVERY OF: 100% Without Plumbing - \$300 per annual permit With Plumbing - \$730 per annual permit			

**CITY OF LONG BEACH
COST DETAIL WORKSHEET
FY 2021-2022**

SERVICE FOOD SERVICE CART				REFERENCE NO. EH-081		
NOTE Unit Costs are an Average of Total Units				TOTAL UNITS 13		
DEPARTMENT	POSITION	TYPE	UNIT TIME	UNIT COST	ANN. UNITS	TOTAL COST
FOOD PROGRAM	CLERK TYPIST III	Without Plumbing	1.00	\$93.02	8	\$744
FOOD PROGRAM	ENVIRN HLTH SPEC II	Without Plumbing	0.08	\$9.60	8	\$77
FOOD PROGRAM	ENVIRN HLTH SPEC III	Without Plumbing	1.00	\$122.50	8	\$980
FOOD PROGRAM	ENVIRN HLTH SPEC IV	Without Plumbing	0.50	\$76.23	8	\$610
		TYPE SUBTOTAL	2.58	\$301.35		\$2,411
FOOD PROGRAM	CLERK TYPIST III	With Plumbing	1.00	\$93.02	5	\$465
FOOD PROGRAM	ENVIRN HLTH SPEC II	With Plumbing	2.00	\$240.06	5	\$1,200
FOOD PROGRAM	ENVIRN HLTH SPEC III	With Plumbing	2.00	\$245.00	5	\$1,225
FOOD PROGRAM	ENVIRN HLTH SPEC IV	With Plumbing	0.50	\$76.23	5	\$381
FOOD PROGRAM		With Plumb Lab Costs	0.00	\$73.60	5	\$368
		TYPE SUBTOTAL	5.50	\$727.91		\$3,640
TOTALS			8.08	\$465.38		\$6,050

CITY OF LONG BEACH
REVENUE AND COST SUMMARY WORKSHEET
FY 2021-2022

SERVICE FOOD SERVICE CART WATER RESAMPLE		REFERENCE NO. EH-082	
PRIMARY DEPARTMENT EH-FOOD	UNIT OF SERVICE PERMIT	SERVICE RECIPIENT 964	
DESCRIPTION OF SERVICE Business Owner Charged for Water Resampling fee			
CURRENT FEE STRUCTURE \$59 per resample			
<u>REVENUE AND COST COMPARISON</u>			
UNIT REVENUE: \$59.00		TOTAL REVENUE: \$59	
UNIT COST: \$220.00		TOTAL COST: \$220	
UNIT PROFIT (SUBSIDY): \$(161.00)		TOTAL PROFIT (SUBSIDY): \$(161)	
TOTAL UNITS: 1		PCT. COST RECOVERY: 26.82%	
SUGGESTED FEE FOR COST RECOVERY OF: 82% \$180 per resample			

**CITY OF LONG BEACH
COST DETAIL WORKSHEET
FY 2021-2022**

SERVICE FOOD SERVICE CART WATER RESAMPLE				REFERENCE NO. EH-082		
NOTE Unit Costs are an Average of Total Units				TOTAL UNITS 1		
<u>DEPARTMENT</u>	<u>POSITION</u>	<u>TYPE</u>	<u>UNIT TIME</u>	<u>UNIT COST</u>	<u>ANN. UNITS</u>	<u>TOTAL COST</u>
FOOD PROGRAM	CLERK TYPIST III		0.50	\$46.51	1	\$47
FOOD PROGRAM	ENVIRN HLTH SPEC II		0.50	\$60.02	1	\$60
FOOD PROGRAM	ENVIRN HLTH SPEC III		0.50	\$61.25	1	\$61
FOOD PROGRAM	ENVIRN HLTH SPEC IV		0.10	\$15.25	1	\$15
FOOD PROGRAM		Lab Costs	0.00	\$36.80	1	\$37
		TYPE SUBTOTAL	1.60	\$219.83		\$220
TOTALS			1.60	\$220.00		\$220

CITY OF LONG BEACH
REVENUE AND COST SUMMARY WORKSHEET
FY 2021-2022

SERVICE FOOD SERVICE CART PERMIT REINSTATE		REFERENCE NO. EH-083	
PRIMARY DEPARTMENT EH-FOOD	UNIT OF SERVICE PERMIT	SERVICE RECIPIENT 965	
DESCRIPTION OF SERVICE Business Owner Charged to reinstate Health Permit			
CURRENT FEE STRUCTURE \$180 each			
<u>REVENUE AND COST COMPARISON</u>			
UNIT REVENUE:	\$180.00	TOTAL REVENUE:	\$180
UNIT COST:	\$183.00	TOTAL COST:	\$183
UNIT PROFIT (SUBSIDY):	<div style="border-top: 1px solid black; border-bottom: 3px double black;"> \$(3.00) </div>	TOTAL PROFIT (SUBSIDY):	<div style="border-top: 1px solid black; border-bottom: 3px double black;"> \$(3) </div>
TOTAL UNITS:	1	PCT. COST RECOVERY:	98.36%
SUGGESTED FEE FOR COST RECOVERY OF: 100% \$185 each			

**CITY OF LONG BEACH
COST DETAIL WORKSHEET
FY 2021-2022**

SERVICE FOOD SERVICE CART PERMIT REINSTATE				REFERENCE NO. EH-083		
NOTE Unit Costs are an Average of Total Units				TOTAL UNITS 1		
<u>DEPARTMENT</u>	<u>POSITION</u>	<u>TYPE</u>	<u>UNIT TIME</u>	<u>UNIT COST</u>	<u>ANN. UNITS</u>	<u>TOTAL COST</u>
FOOD PROGRAM	CLERK TYPIST III		0.50	\$46.51	1	\$47
FOOD PROGRAM	ENVIRN HLTH SPEC II		0.50	\$60.02	1	\$60
FOOD PROGRAM	ENVIRN HLTH SPEC III		0.50	\$61.25	1	\$61
FOOD PROGRAM	ENVIRN HLTH SPEC IV		0.10	\$15.25	1	\$15
		TYPE SUBTOTAL	1.60	\$183.03		\$183
TOTALS			1.60	\$183.00		\$183

CITY OF LONG BEACH
REVENUE AND COST SUMMARY WORKSHEET
FY 2021-2022

SERVICE FOOD SERVICE CART CHANGE OF LICENSE		REFERENCE NO. EH-084	
PRIMARY DEPARTMENT EH-FOOD	UNIT OF SERVICE PERMIT	SERVICE RECIPIENT 966	
DESCRIPTION OF SERVICE Business Owner Charged for License Change			
CURRENT FEE STRUCTURE \$41.65 each			
<u>REVENUE AND COST COMPARISON</u>			
UNIT REVENUE: \$42.00		TOTAL REVENUE: \$42	
UNIT COST: \$183.00		TOTAL COST: \$183	
UNIT PROFIT (SUBSIDY): \$(141.00)		TOTAL PROFIT (SUBSIDY): \$(141)	
TOTAL UNITS: 1		PCT. COST RECOVERY: 22.95%	
SUGGESTED FEE FOR COST RECOVERY OF: 100% \$185 each			

**CITY OF LONG BEACH
COST DETAIL WORKSHEET
FY 2021-2022**

SERVICE FOOD SERVICE CART CHANGE OF LICENSE				REFERENCE NO. EH-084		
NOTE Unit Costs are an Average of Total Units				TOTAL UNITS 1		
<u>DEPARTMENT</u>	<u>POSITION</u>	<u>TYPE</u>	<u>UNIT TIME</u>	<u>UNIT COST</u>	<u>ANN. UNITS</u>	<u>TOTAL COST</u>
FOOD PROGRAM	CLERK TYPIST III		0.50	\$46.51	1	\$47
FOOD PROGRAM	ENVIRN HLTH SPEC II		0.50	\$60.02	1	\$60
FOOD PROGRAM	ENVIRN HLTH SPEC III		0.50	\$61.25	1	\$61
FOOD PROGRAM	ENVIRN HLTH SPEC IV		0.10	\$15.25	1	\$15
		TYPE SUBTOTAL	1.60	\$183.03		\$183
TOTALS			1.60	\$183.00		\$183

**CITY OF LONG BEACH
REVENUE AND COST SUMMARY WORKSHEET
FY 2021-2022**

SERVICE MOBILE SUPPORT UNIT		REFERENCE NO. EH-085	
PRIMARY DEPARTMENT EH-FOOD	UNIT OF SERVICE PERMIT	SERVICE RECIPIENT 967	
DESCRIPTION OF SERVICE Business Owner Charged for Annual Health Permit			
CURRENT FEE STRUCTURE \$415 per annual permit			
<u>REVENUE AND COST COMPARISON</u>			
UNIT REVENUE: \$415.00		TOTAL REVENUE: \$415	
UNIT COST: \$299.00		TOTAL COST: \$299	
UNIT PROFIT (SUBSIDY): \$116.00		TOTAL PROFIT (SUBSIDY): \$116	
TOTAL UNITS: 1		PCT. COST RECOVERY: 138.80%	
SUGGESTED FEE FOR COST RECOVERY OF: 100% \$300 per annual permit			

**CITY OF LONG BEACH
COST DETAIL WORKSHEET
FY 2021-2022**

SERVICE MOBILE SUPPORT UNIT				REFERENCE NO. EH-085		
NOTE Unit Costs are an Average of Total Units				TOTAL UNITS 1		
<u>DEPARTMENT</u>	<u>POSITION</u>	<u>TYPE</u>	<u>UNIT TIME</u>	<u>UNIT COST</u>	<u>ANN. UNITS</u>	<u>TOTAL COST</u>
FOOD PROGRAM	CLERK TYPIST III		1.00	\$93.02	1	\$93
FOOD PROGRAM	ENVIRN HLTH SPEC II		1.00	\$120.03	1	\$120
FOOD PROGRAM	ENVIRN HLTH SPEC III		0.08	\$9.80	1	\$10
FOOD PROGRAM	ENVIRN HLTH SPEC IV		0.50	\$76.23	1	\$76
		TYPE SUBTOTAL	2.58	\$299.08		\$299
TOTALS			2.58	\$299.00		\$299

CITY OF LONG BEACH
REVENUE AND COST SUMMARY WORKSHEET
FY 2021-2022

SERVICE MISSED ROUTINE INSPECTION PENALTY		REFERENCE NO. EH-086	
PRIMARY DEPARTMENT EH-FOOD	UNIT OF SERVICE INSPECTION	SERVICE RECIPIENT 968	
DESCRIPTION OF SERVICE Business Owner Charged for Penalty for missing scheduled inspection.			
CURRENT FEE STRUCTURE \$41.65 each			
<u>REVENUE AND COST COMPARISON</u>			
UNIT REVENUE:	\$42.00	TOTAL REVENUE:	\$42
UNIT COST:	\$183.00	TOTAL COST:	\$183
UNIT PROFIT (SUBSIDY):	<div style="border-top: 1px solid black; border-bottom: 3px double black;"> \$(141.00) </div>	TOTAL PROFIT (SUBSIDY):	<div style="border-top: 1px solid black; border-bottom: 3px double black;"> \$(141) </div>
TOTAL UNITS:	1	PCT. COST RECOVERY:	22.95%
SUGGESTED FEE FOR COST RECOVERY OF: 100% \$185 each			

**CITY OF LONG BEACH
COST DETAIL WORKSHEET
FY 2021-2022**

SERVICE MISSED ROUTINE INSPECTION PENALTY				REFERENCE NO. EH-086		
NOTE Unit Costs are an Average of Total Units				TOTAL UNITS 1		
<u>DEPARTMENT</u>	<u>POSITION</u>	<u>TYPE</u>	<u>UNIT TIME</u>	<u>UNIT COST</u>	<u>ANN. UNITS</u>	<u>TOTAL COST</u>
FOOD PROGRAM	CLERK TYPIST III		0.50	\$46.51	1	\$47
FOOD PROGRAM	ENVIRN HLTH SPEC II		0.50	\$60.02	1	\$60
FOOD PROGRAM	ENVIRN HLTH SPEC III		0.50	\$61.25	1	\$61
FOOD PROGRAM	ENVIRN HLTH SPEC IV		0.10	\$15.25	1	\$15
TYPE SUBTOTAL			1.60	\$183.03		\$183
TOTALS			1.60	\$183.00		\$183

CITY OF LONG BEACH
REVENUE AND COST SUMMARY WORKSHEET
FY 2021-2022

SERVICE VEHICLE: FOOD RETAIL - NO PREP		REFERENCE NO. EH-088	
PRIMARY DEPARTMENT EH-FOOD	UNIT OF SERVICE PERMIT	SERVICE RECIPIENT 970	
DESCRIPTION OF SERVICE Business Owner Charged for Annual Health Permit			
CURRENT FEE STRUCTURE \$489 per annual permit			
<u>REVENUE AND COST COMPARISON</u>			
UNIT REVENUE:	\$489.00	TOTAL REVENUE:	\$6,357
UNIT COST:	\$456.92	TOTAL COST:	\$5,940
UNIT PROFIT (SUBSIDY):	<hr style="width: 100%;"/> \$32.08	TOTAL PROFIT (SUBSIDY):	<hr style="width: 100%;"/> \$417
TOTAL UNITS:	13	PCT. COST RECOVERY:	107.02%
SUGGESTED FEE FOR COST RECOVERY OF: 100% \$455 per annual permit			

**CITY OF LONG BEACH
COST DETAIL WORKSHEET
FY 2021-2022**

SERVICE VEHICLE: FOOD RETAIL - NO PREP				REFERENCE NO. EH-088		
NOTE Unit Costs are an Average of Total Units				TOTAL UNITS 13		
<u>DEPARTMENT</u>	<u>POSITION</u>	<u>TYPE</u>	<u>UNIT TIME</u>	<u>UNIT COST</u>	<u>ANN. UNITS</u>	<u>TOTAL COST</u>
FOOD PROGRAM	MGR-ENVIRON HEALTH		0.10	\$21.15	13	\$275
FOOD PROGRAM	CLERK TYPIST III		1.00	\$93.02	13	\$1,209
FOOD PROGRAM	ADMIN ANALYST III		0.10	\$16.66	13	\$217
FOOD PROGRAM	ENVIRN HLTH SPEC II		2.00	\$240.06	13	\$3,121
FOOD PROGRAM	ENVIRN HLTH SPEC III		0.08	\$9.80	13	\$127
FOOD PROGRAM	ENVIRN HLTH SPEC IV		0.50	\$76.23	13	\$991
		TYPE SUBTOTAL	3.78	\$456.92		\$5,940
TOTALS			3.78	\$456.92		\$5,940

**CITY OF LONG BEACH
REVENUE AND COST SUMMARY WORKSHEET
FY 2021-2022**

SERVICE VEHICLE: MOBILE FOOD PREPARATION		REFERENCE NO. EH-089	
PRIMARY DEPARTMENT EH-FOOD	UNIT OF SERVICE PERMIT	SERVICE RECIPIENT 971	
DESCRIPTION OF SERVICE Business Owner Charged for Annual Health Permit			
CURRENT FEE STRUCTURE \$828 per annual permit			
<u>REVENUE AND COST COMPARISON</u>			
UNIT REVENUE:	\$828.00	TOTAL REVENUE:	\$32,292
UNIT COST:	\$959.05	TOTAL COST:	\$37,403
UNIT PROFIT (SUBSIDY):	<div style="border-top: 1px solid black; border-bottom: 3px double black;">\$(131.05)</div>	TOTAL PROFIT (SUBSIDY):	<div style="border-top: 1px solid black; border-bottom: 3px double black;">\$(5,111)</div>
TOTAL UNITS:	39	PCT. COST RECOVERY:	86.34%
SUGGESTED FEE FOR COST RECOVERY OF: 100% \$960 per annual permit			

**CITY OF LONG BEACH
COST DETAIL WORKSHEET
FY 2021-2022**

SERVICE VEHICLE: MOBILE FOOD PREPARATION				REFERENCE NO. EH-089		
NOTE Unit Costs are an Average of Total Units				TOTAL UNITS 39		
<u>DEPARTMENT</u>	<u>POSITION</u>	<u>TYPE</u>	<u>UNIT TIME</u>	<u>UNIT COST</u>	<u>ANN. UNITS</u>	<u>TOTAL COST</u>
FOOD PROGRAM	MGR-ENVIRON HEALTH		0.10	\$21.15	39	\$825
FOOD PROGRAM	CLERK TYPIST III		0.50	\$46.51	39	\$1,814
FOOD PROGRAM	ADMIN ANALYST III		0.10	\$16.66	39	\$650
FOOD PROGRAM	ENVIRN HLTH SPEC II		6.00	\$720.18	39	\$28,087
FOOD PROGRAM	ENVIRN HLTH SPEC III		0.25	\$30.63	39	\$1,195
FOOD PROGRAM	ENVIRN HLTH SPEC IV		0.33	\$50.31	39	\$1,962
FOOD PROGRAM		Lab Costs	0.00	\$73.60	39	\$2,870
		TYPE SUBTOTAL	7.28	\$959.04		\$37,403
TOTALS			7.28	\$959.05		\$37,403

CITY OF LONG BEACH
REVENUE AND COST SUMMARY WORKSHEET
FY 2021-2022

SERVICE FOOD VEHICLE PERMIT TRANSFER		REFERENCE NO. EH-090	
PRIMARY DEPARTMENT EH-FOOD	UNIT OF SERVICE VEHICLE	SERVICE RECIPIENT 972	
DESCRIPTION OF SERVICE Business Owner Charged to Transfer a Vehicle Health Permit to Another Vehicle			
CURRENT FEE STRUCTURE \$113 per vehicle			
<u>REVENUE AND COST COMPARISON</u>			
UNIT REVENUE:	\$0.00	TOTAL REVENUE:	\$0
UNIT COST:	\$0.00	TOTAL COST:	\$0
UNIT PROFIT (SUBSIDY):	<div style="border-top: 1px solid black; border-bottom: 3px double black;"> \$0.00 </div>	TOTAL PROFIT (SUBSIDY):	<div style="border-top: 1px solid black; border-bottom: 3px double black;"> \$0 </div>
TOTAL UNITS:	1	PCT. COST RECOVERY:	0.00%
SUGGESTED FEE FOR COST RECOVERY OF: 100% This fee should be removed from the fee schedule as the service is no longer provided.			

**CITY OF LONG BEACH
COST DETAIL WORKSHEET
FY 2021-2022**

SERVICE FOOD VEHICLE PERMIT TRANSFER				REFERENCE NO. EH-090		
NOTE Unit Costs are an Average of Total Units				TOTAL UNITS <div style="text-align: right;">1</div>		
<u>DEPARTMENT</u>	<u>POSITION</u>	<u>TYPE</u>	<u>UNIT TIME</u>	<u>UNIT COST</u>	<u>ANN. UNITS</u>	<u>TOTAL COST</u>
			0.00	\$0.00	0	\$0
		TYPE SUBTOTAL	0.00	\$0.00		\$0
TOTALS			0.00	\$0.00		\$0

CITY OF LONG BEACH
REVENUE AND COST SUMMARY WORKSHEET
FY 2021-2022

SERVICE MOBILE FOOD PREP - WATER RESAMPLE		REFERENCE NO. EH-091	
PRIMARY DEPARTMENT EH-FOOD	UNIT OF SERVICE PERMIT	SERVICE RECIPIENT 973	
DESCRIPTION OF SERVICE Health Department charge for water resample			
CURRENT FEE STRUCTURE \$59 per resample			
<u>REVENUE AND COST COMPARISON</u>			
UNIT REVENUE:	\$59.00	TOTAL REVENUE:	\$59
UNIT COST:	\$220.00	TOTAL COST:	\$220
UNIT PROFIT (SUBSIDY):	<div style="border-top: 1px solid black; border-bottom: 3px double black;"> \$(161.00) </div>	TOTAL PROFIT (SUBSIDY):	<div style="border-top: 1px solid black; border-bottom: 3px double black;"> \$(161) </div>
TOTAL UNITS:	1	PCT. COST RECOVERY:	26.82%
SUGGESTED FEE FOR COST RECOVERY OF: 82% \$180 per resample			

**CITY OF LONG BEACH
COST DETAIL WORKSHEET
FY 2021-2022**

SERVICE MOBILE FOOD PREP - WATER RESAMPLE				REFERENCE NO. EH-091		
NOTE Unit Costs are an Average of Total Units				TOTAL UNITS 1		
<u>DEPARTMENT</u>	<u>POSITION</u>	<u>TYPE</u>	<u>UNIT TIME</u>	<u>UNIT COST</u>	<u>ANN. UNITS</u>	<u>TOTAL COST</u>
FOOD PROGRAM	CLERK TYPIST III		0.50	\$46.51	1	\$47
FOOD PROGRAM	ENVIRN HLTH SPEC II		0.50	\$60.02	1	\$60
FOOD PROGRAM	ENVIRN HLTH SPEC III		0.50	\$61.25	1	\$61
FOOD PROGRAM	ENVIRN HLTH SPEC IV		0.10	\$15.25	1	\$15
FOOD PROGRAM		Lab Costs	0.00	\$36.80	1	\$37
		TYPE SUBTOTAL	1.60	\$219.83		\$220
TOTALS			1.60	\$220.00		\$220

CITY OF LONG BEACH
REVENUE AND COST SUMMARY WORKSHEET
FY 2021-2022

SERVICE MOBILE FOOD PREP - PERMIT REINSTATE		REFERENCE NO. EH-092	
PRIMARY DEPARTMENT EH-FOOD	UNIT OF SERVICE PERMIT	SERVICE RECIPIENT 974	
DESCRIPTION OF SERVICE Business Owner Charged to reinstate health permit			
CURRENT FEE STRUCTURE \$180 each			
<u>REVENUE AND COST COMPARISON</u>			
UNIT REVENUE: \$180.00		TOTAL REVENUE: \$180	
UNIT COST: \$183.00		TOTAL COST: \$183	
UNIT PROFIT (SUBSIDY): \$(3.00)		TOTAL PROFIT (SUBSIDY): \$(3)	
TOTAL UNITS: 1		PCT. COST RECOVERY: 98.36%	
SUGGESTED FEE FOR COST RECOVERY OF: 100% \$185 each			

**CITY OF LONG BEACH
COST DETAIL WORKSHEET
FY 2021-2022**

SERVICE MOBILE FOOD PREP - PERMIT REINSTATE				REFERENCE NO. EH-092		
NOTE Unit Costs are an Average of Total Units				TOTAL UNITS 1		
<u>DEPARTMENT</u>	<u>POSITION</u>	<u>TYPE</u>	<u>UNIT TIME</u>	<u>UNIT COST</u>	<u>ANN. UNITS</u>	<u>TOTAL COST</u>
FOOD PROGRAM	CLERK TYPIST III		0.50	\$46.51	1	\$47
FOOD PROGRAM	ENVIRN HLTH SPEC II		0.50	\$60.02	1	\$60
FOOD PROGRAM	ENVIRN HLTH SPEC III		0.50	\$61.25	1	\$61
FOOD PROGRAM	ENVIRN HLTH SPEC IV		0.10	\$15.25	1	\$15
		TYPE SUBTOTAL	1.60	\$183.03		\$183
		TOTALS	1.60	\$183.00		\$183

CITY OF LONG BEACH
REVENUE AND COST SUMMARY WORKSHEET
FY 2021-2022

SERVICE MOBILE FOOD PREP - CHANGE OF LICEN.		REFERENCE NO. EH-093	
PRIMARY DEPARTMENT EH-FOOD	UNIT OF SERVICE PERMIT	SERVICE RECIPIENT 975	
DESCRIPTION OF SERVICE Business Owner Charged to change licensing info.			
CURRENT FEE STRUCTURE \$41.65 each			
<u>REVENUE AND COST COMPARISON</u>			
UNIT REVENUE: \$42.00		TOTAL REVENUE: \$42	
UNIT COST: \$183.00		TOTAL COST: \$183	
UNIT PROFIT (SUBSIDY): \$(141.00)		TOTAL PROFIT (SUBSIDY): \$(141)	
TOTAL UNITS: 1		PCT. COST RECOVERY: 22.95%	
SUGGESTED FEE FOR COST RECOVERY OF: 100% \$185 each			

**CITY OF LONG BEACH
COST DETAIL WORKSHEET
FY 2021-2022**

SERVICE MOBILE FOOD PREP - CHANGE OF LICEN.				REFERENCE NO. EH-093		
NOTE Unit Costs are an Average of Total Units				TOTAL UNITS 1		
<u>DEPARTMENT</u>	<u>POSITION</u>	<u>TYPE</u>	<u>UNIT TIME</u>	<u>UNIT COST</u>	<u>ANN. UNITS</u>	<u>TOTAL COST</u>
FOOD PROGRAM	CLERK TYPIST III		0.50	\$46.51	1	\$47
FOOD PROGRAM	ENVIRN HLTH SPEC II		0.50	\$60.02	1	\$60
FOOD PROGRAM	ENVIRN HLTH SPEC III		0.50	\$61.25	1	\$61
FOOD PROGRAM	ENVIRN HLTH SPEC IV		0.10	\$15.25	1	\$15
		TYPE SUBTOTAL	1.60	\$183.03		\$183
		TOTALS	1.60	\$183.00		\$183

CITY OF LONG BEACH
REVENUE AND COST SUMMARY WORKSHEET
FY 2021-2022

SERVICE GROCERY VEHICLE WITH REFRIGERATION		REFERENCE NO. EH-094	
PRIMARY DEPARTMENT EH-FOOD	UNIT OF SERVICE PERMIT	SERVICE RECIPIENT 976	
DESCRIPTION OF SERVICE Business Owner Charged for Annual Health Permit			
CURRENT FEE STRUCTURE \$489 per annual permit			
<u>REVENUE AND COST COMPARISON</u>			
UNIT REVENUE: \$489.00		TOTAL REVENUE: \$489	
UNIT COST: \$494.00		TOTAL COST: \$494	
UNIT PROFIT (SUBSIDY): <u>\$(5.00)</u>		TOTAL PROFIT (SUBSIDY): <u>\$(5)</u>	
TOTAL UNITS: 1		PCT. COST RECOVERY: 98.99%	
SUGGESTED FEE FOR COST RECOVERY OF: 100% \$495 per annual permit			

**CITY OF LONG BEACH
COST DETAIL WORKSHEET
FY 2021-2022**

SERVICE GROCERY VEHICLE WITH REFRIGERATION				REFERENCE NO. EH-094		
NOTE Unit Costs are an Average of Total Units				TOTAL UNITS 1		
<u>DEPARTMENT</u>	<u>POSITION</u>	<u>TYPE</u>	<u>UNIT TIME</u>	<u>UNIT COST</u>	<u>ANN. UNITS</u>	<u>TOTAL COST</u>
FOOD PROGRAM	CLERK TYPIST III		0.50	\$46.51	1	\$47
FOOD PROGRAM	ENVIRN HLTH SPEC II		0.25	\$30.01	1	\$30
FOOD PROGRAM	ENVIRN HLTH SPEC III		3.00	\$367.50	1	\$368
FOOD PROGRAM	ENVIRN HLTH SPEC IV		0.33	\$50.31	1	\$50
		TYPE SUBTOTAL	4.08	\$494.33		\$494
TOTALS			4.08	\$494.00		\$494

CITY OF LONG BEACH
REVENUE AND COST SUMMARY WORKSHEET
FY 2021-2022

SERVICE TRICYCLE MOBILE FOOD		REFERENCE NO. EH-095	
PRIMARY DEPARTMENT EH-FOOD	UNIT OF SERVICE PERMIT	SERVICE RECIPIENT 977	
DESCRIPTION OF SERVICE Business Owner Charged for Annual Health Permit			
CURRENT FEE STRUCTURE \$205 per annual permit			
<u>REVENUE AND COST COMPARISON</u>			
UNIT REVENUE: \$205.00		TOTAL REVENUE: \$5,330	
UNIT COST: \$299.08		TOTAL COST: \$7,776	
UNIT PROFIT (SUBSIDY): \$(94.08)		TOTAL PROFIT (SUBSIDY): \$(2,446)	
TOTAL UNITS: 26		PCT. COST RECOVERY: 68.54%	
SUGGESTED FEE FOR COST RECOVERY OF: 100% \$300 per annual permit			

**CITY OF LONG BEACH
COST DETAIL WORKSHEET
FY 2021-2022**

SERVICE TRICYCLE MOBILE FOOD				REFERENCE NO. EH-095		
NOTE Unit Costs are an Average of Total Units				TOTAL UNITS 26		
<u>DEPARTMENT</u>	<u>POSITION</u>	<u>TYPE</u>	<u>UNIT TIME</u>	<u>UNIT COST</u>	<u>ANN. UNITS</u>	<u>TOTAL COST</u>
FOOD PROGRAM	CLERK TYPIST III		1.00	\$93.02	26	\$2,419
FOOD PROGRAM	ENVIRN HLTH SPEC II		1.00	\$120.03	26	\$3,121
FOOD PROGRAM	ENVIRN HLTH SPEC III		0.08	\$9.80	26	\$255
FOOD PROGRAM	ENVIRN HLTH SPEC IV		0.50	\$76.23	26	\$1,982
		TYPE SUBTOTAL	2.58	\$299.08		\$7,776
TOTALS			2.58	\$299.08		\$7,776

**CITY OF LONG BEACH
REVENUE AND COST SUMMARY WORKSHEET
FY 2021-2022**

SERVICE FOOD WAREHOUSE		REFERENCE NO. EH-096	
PRIMARY DEPARTMENT EH-FOOD	UNIT OF SERVICE PERMIT	SERVICE RECIPIENT 979,3648	
DESCRIPTION OF SERVICE Business Owner Charged for Annual Health Permit			
CURRENT FEE STRUCTURE 0-2,000 sq. ft. - \$473 per annual permit 2,001+ sq. ft. - \$745 per annual permit			
<u>REVENUE AND COST COMPARISON</u>			
UNIT REVENUE: \$726.87		TOTAL REVENUE: \$10,903	
UNIT COST: \$981.73		TOTAL COST: \$14,726	
UNIT PROFIT (SUBSIDY): <u>\$(254.86)</u>		TOTAL PROFIT (SUBSIDY): <u>\$(3,823)</u>	
TOTAL UNITS: 15		PCT. COST RECOVERY: 74.04%	
SUGGESTED FEE FOR COST RECOVERY OF: 100% 0-2,000 sq. ft. - \$925 per annual permit 2,001+ sq. ft. - \$985 per annual permit			

**CITY OF LONG BEACH
COST DETAIL WORKSHEET
FY 2021-2022**

SERVICE FOOD WAREHOUSE				REFERENCE NO. EH-096		
NOTE Unit Costs are an Average of Total Units				TOTAL UNITS 15		
DEPARTMENT	POSITION	TYPE	UNIT TIME	UNIT COST	ANN. UNITS	TOTAL COST
FOOD PROGRAM	MGR-ENVIRON HEALTH	1-2,000 Sq Ft	0.17	\$35.96	1	\$36
FOOD PROGRAM	CLERK TYPIST III	1-2,000 Sq Ft	1.00	\$93.02	1	\$93
FOOD PROGRAM	ADMIN ANALYST III	1-2,000 Sq Ft	0.25	\$41.64	1	\$42
FOOD PROGRAM	ENVIRN HLTH SPEC II	0-2,000 Sq Ft	4.00	\$480.12	1	\$480
FOOD PROGRAM	ENVIRN HLTH SPEC III	1-2,000 Sq Ft	1.00	\$122.50	1	\$123
FOOD PROGRAM	ENVIRN HLTH SPEC IV	1-2,000 Sq Ft	1.00	\$152.45	1	\$152
TYPE SUBTOTAL			7.42	\$925.69		\$926
FOOD PROGRAM	MGR-ENVIRON HEALTH	2,000+ Sq Ft	0.17	\$35.96	14	\$503
FOOD PROGRAM	CLERK TYPIST III	2,000+ Sq Ft	1.00	\$93.02	14	\$1,302
FOOD PROGRAM	ADMIN ANALYST III	2,000+ Sq Ft	0.25	\$41.64	14	\$583
FOOD PROGRAM	ENVIRN HLTH SPEC II	2,000+ Sq Ft	4.50	\$540.14	14	\$7,562
FOOD PROGRAM	ENVIRN HLTH SPEC III	2,000+ Sq Ft	1.00	\$122.50	14	\$1,715
FOOD PROGRAM	ENVIRN HLTH SPEC IV	2,000+ Sq Ft	1.00	\$152.45	14	\$2,134
TYPE SUBTOTAL			7.92	\$985.71		\$13,800
TOTALS			15.34	\$981.73		\$14,726

CITY OF LONG BEACH
REVENUE AND COST SUMMARY WORKSHEET
FY 2021-2022

SERVICE COMMISSARY MOBILE FOOD FACILITY		REFERENCE NO. EH-097	
PRIMARY DEPARTMENT EH-FOOD	UNIT OF SERVICE PERMIT	SERVICE RECIPIENT 980,3649,3650	
DESCRIPTION OF SERVICE Business Owner Charged for Annual Health Permit			
CURRENT FEE STRUCTURE 0-10 Mobile Food Facilities - \$940 per annual permit 11-20 Mobile Food Facilities - \$1,170 per annual permit 20+ Mobile Food Facilities - \$1,300 per annual permit			
<u>REVENUE AND COST COMPARISON</u>			
UNIT REVENUE: \$1,038.33		TOTAL REVENUE: \$6,230	
UNIT COST: \$997.50		TOTAL COST: \$5,985	
UNIT PROFIT (SUBSIDY): \$40.83		TOTAL PROFIT (SUBSIDY): \$245	
TOTAL UNITS: 6		PCT. COST RECOVERY: 104.09%	
SUGGESTED FEE FOR COST RECOVERY OF: 100% 0-10 Mobile Food Facilities - \$910 per annual permit 11-20 Mobile Food Facilities - \$1,130 per annual permit 20+ Mobile Food Facilities - \$1,210 per annual permit			

**CITY OF LONG BEACH
COST DETAIL WORKSHEET
FY 2021-2022**

SERVICE COMMISSARY MOBILE FOOD FACILITY				REFERENCE NO. EH-097		
NOTE Unit Costs are an Average of Total Units				TOTAL UNITS 6		
<u>DEPARTMENT</u>	<u>POSITION</u>	<u>TYPE</u>	<u>UNIT TIME</u>	<u>UNIT COST</u>	<u>ANN. UNITS</u>	<u>TOTAL COST</u>
FOOD PROGRAM	MGR-ENVIRON HEALTH	0-10	0.17	\$35.96	4	\$144
FOOD PROGRAM	CLERK TYPIST III	0-10	0.25	\$23.26	4	\$93
FOOD PROGRAM	ADMIN ANALYST III	0-10	0.25	\$41.64	4	\$167
FOOD PROGRAM	ENVIRN HLTH SPEC II	0-10	5.92	\$710.58	4	\$2,842
FOOD PROGRAM	ENVIRN HLTH SPEC III	0-10	0.50	\$61.25	4	\$245
FOOD PROGRAM	ENVIRN HLTH SPEC IV	0-10	0.25	\$38.11	4	\$152
TYPE SUBTOTAL			7.34	\$910.80		\$3,643
FOOD PROGRAM	MGR-ENVIRON HEALTH	11-20	0.17	\$35.96	1	\$36
FOOD PROGRAM	CLERK TYPIST III	11-20	0.25	\$23.26	1	\$23
FOOD PROGRAM	ADMIN ANALYST III	11-20	0.25	\$41.64	1	\$42
FOOD PROGRAM	ENVIRN HLTH SPEC II	11-20	7.75	\$930.23	1	\$930
FOOD PROGRAM	ENVIRN HLTH SPEC III	11-20	0.50	\$61.25	1	\$61
FOOD PROGRAM	ENVIRN HLTH SPEC IV	11-20	0.25	\$38.11	1	\$38
TYPE SUBTOTAL			9.17	\$1,130.45		\$1,130
FOOD PROGRAM	MGR-ENVIRON HEALTH	20+	0.17	\$35.96	1	\$36
FOOD PROGRAM	CLERK TYPIST III	20+	0.25	\$23.26	1	\$23
FOOD PROGRAM	ADMIN ANALYST III	20+	0.25	\$41.64	1	\$42
FOOD PROGRAM	ENVIRN HLTH SPEC II	21+	8.42	\$1,010.65	1	\$1,011
FOOD PROGRAM	ENVIRN HLTH SPEC III	20+	0.50	\$61.25	1	\$61
FOOD PROGRAM	ENVIRN HLTH SPEC IV	20+	0.25	\$38.11	1	\$38
TYPE SUBTOTAL			9.84	\$1,210.87		\$1,211
TOTALS			26.35	\$997.50		\$5,985

CITY OF LONG BEACH
REVENUE AND COST SUMMARY WORKSHEET
FY 2021-2022

SERVICE RETAIL FOOD PROCESSER		REFERENCE NO. EH-098	
PRIMARY DEPARTMENT EH-FOOD	UNIT OF SERVICE PERMIT	SERVICE RECIPIENT 981,982,983	
DESCRIPTION OF SERVICE Business Owner Charged for Annual Health Permit			
CURRENT FEE STRUCTURE 1-1,999 sq. ft. - \$780 per annual permit 2,000-5,999 sq. ft. - \$1,008 per annual permit 6,000+ sq. ft. - \$1,373 per annual permit			
<u>REVENUE AND COST COMPARISON</u>			
UNIT REVENUE: \$837.88		TOTAL REVENUE: \$21,785	
UNIT COST: \$1,330.65		TOTAL COST: \$34,597	
UNIT PROFIT (SUBSIDY): \$(492.77)		TOTAL PROFIT (SUBSIDY): \$(12,812)	
TOTAL UNITS: 26		PCT. COST RECOVERY: 62.97%	
SUGGESTED FEE FOR COST RECOVERY OF: 100% 1-1,999 sq. ft. - \$1,285 per annual permit 2,000-5,999 sq. ft. - \$1,485 per annual permit 6,000+ sq. ft. - \$1,655 per annual permit			

**CITY OF LONG BEACH
COST DETAIL WORKSHEET
FY 2021-2022**

SERVICE RETAIL FOOD PROCESSER				REFERENCE NO. EH-098		
NOTE Unit Costs are an Average of Total Units				TOTAL UNITS 26		
DEPARTMENT	POSITION	TYPE	UNIT TIME	UNIT COST	ANN. UNITS	TOTAL COST
FOOD PROGRAM	MGR-ENVIRON HEALTH	1-1,999 Sq Ft	0.17	\$35.96	21	\$755
FOOD PROGRAM	CLERK TYPIST III	1-1,999 Sq Ft	1.00	\$93.02	21	\$1,953
FOOD PROGRAM	ADMIN ANALYST III	1-1,999 Sq Ft	0.25	\$41.64	21	\$874
FOOD PROGRAM	ENVIRN HLTH SPEC II	1-1,999 Sq Ft	7.00	\$840.21	21	\$17,644
FOOD PROGRAM	ENVIRN HLTH SPEC III	1-1,999 Sq Ft	1.00	\$122.50	21	\$2,573
FOOD PROGRAM	ENVIRN HLTH SPEC IV	1-1,999 Sq Ft	1.00	\$152.45	21	\$3,201
TYPE SUBTOTAL			10.42	\$1,285.78		\$27,001
FOOD PROGRAM	MGR-ENVIRON HEALTH	2,000-5,999 Sq Ft	0.33	\$69.80	4	\$279
FOOD PROGRAM	CLERK TYPIST III	2,000-5,999 Sq Ft	1.00	\$93.02	4	\$372
FOOD PROGRAM	ADMIN ANALYST III	2,000-5,999 Sq Ft	0.25	\$41.64	4	\$167
FOOD PROGRAM	ENVIRN HLTH SPEC II	2,000-5,999 Sq Ft	7.75	\$930.23	4	\$3,721
FOOD PROGRAM	ENVIRN HLTH SPEC III	2,000-5,999 Sq Ft	1.00	\$122.50	4	\$490
FOOD PROGRAM	ENVIRN HLTH SPEC IV	2,000-5,999 Sq Ft	1.50	\$228.68	4	\$915
TYPE SUBTOTAL			11.83	\$1,485.87		\$5,943
FOOD PROGRAM	MGR-ENVIRON HEALTH	6,000+ Sq Ft	0.33	\$69.80	1	\$70
FOOD PROGRAM	CLERK TYPIST III	6,000+ Sq Ft	1.00	\$93.02	1	\$93
FOOD PROGRAM	ADMIN ANALYST III	6,000+ Sq Ft	0.25	\$41.64	1	\$42
FOOD PROGRAM	ENVIRN HLTH SPEC II	6,000+ Sq Ft	8.50	\$1,020.26	1	\$1,020
FOOD PROGRAM	ENVIRN HLTH SPEC III	6,000+ Sq Ft	1.00	\$122.50	1	\$123
FOOD PROGRAM	ENVIRN HLTH SPEC IV	6,000+ Sq Ft	2.00	\$304.90	1	\$305
TYPE SUBTOTAL			13.08	\$1,652.12		\$1,652
TOTALS			35.33	\$1,330.65		\$34,597

CITY OF LONG BEACH
REVENUE AND COST SUMMARY WORKSHEET
FY 2021-2022

SERVICE WHOLESALE FOOD PROCESSOR		REFERENCE NO. EH-099	
PRIMARY DEPARTMENT EH-FOOD	UNIT OF SERVICE PERMIT	SERVICE RECIPIENT 984,985,986	
DESCRIPTION OF SERVICE Business Owner Charged for Annual Health Permit			
CURRENT FEE STRUCTURE 1-1,999 sq. ft. - \$1,500 per annual permit 2,000-5,999 sq. ft. - \$2,390 per annual permit 6,000+ sq. ft. - \$3,535 per annual permit			
<u>REVENUE AND COST COMPARISON</u>			
UNIT REVENUE: \$2,623.33		TOTAL REVENUE: \$15,740	
UNIT COST: \$2,641.33		TOTAL COST: \$15,848	
UNIT PROFIT (SUBSIDY): \$(18.00)		TOTAL PROFIT (SUBSIDY): \$(108)	
TOTAL UNITS: 6		PCT. COST RECOVERY: 99.32%	
SUGGESTED FEE FOR COST RECOVERY OF: 100% 1-1,999 sq. ft. - \$2,075 per annual permit 2,000-5,999 sq. ft. - \$2,385 per annual permit 6,000+ sq. ft. - \$3,305 per annual permit			

**CITY OF LONG BEACH
COST DETAIL WORKSHEET
FY 2021-2022**

SERVICE WHOLESALE FOOD PROCESSOR				REFERENCE NO. EH-099		
NOTE Unit Costs are an Average of Total Units				TOTAL UNITS 6		
<u>DEPARTMENT</u>	<u>POSITION</u>	<u>TYPE</u>	<u>UNIT TIME</u>	<u>UNIT COST</u>	<u>ANN. UNITS</u>	<u>TOTAL COST</u>
FOOD PROGRAM	MGR-ENVIRON HEALTH	1-1,999 Sq Ft	0.17	\$35.96	1	\$36
FOOD PROGRAM	CLERK TYPIST III	1-1,999 Sq Ft	1.00	\$93.02	1	\$93
FOOD PROGRAM	ADMIN ANALYST III	1-1,999 Sq Ft	0.25	\$41.64	1	\$42
FOOD PROGRAM	ENVIRN HLTH SPEC II	1-1,999 Sq Ft	10.00	\$1,200.30	1	\$1,200
FOOD PROGRAM	ENVIRN HLTH SPEC III	1-1,999 Sq Ft	2.00	\$245.00	1	\$245
FOOD PROGRAM	ENVIRN HLTH SPEC IV	1-1,999 Sq Ft	3.00	\$457.35	1	\$457
		TYPE SUBTOTAL	16.42	\$2,073.27		\$2,073
FOOD PROGRAM	MGR-ENVIRON HEALTH	2,000-5,999 Sq Ft	0.33	\$69.80	3	\$209
FOOD PROGRAM	CLERK TYPIST III	2,000-5,999 Sq Ft	1.00	\$93.02	3	\$279
FOOD PROGRAM	ADMIN ANALYST III	2,000-5,999 Sq Ft	0.25	\$41.64	3	\$125
FOOD PROGRAM	ENVIRN HLTH SPEC II	2,000-5,999 Sq Ft	12.33	\$1,479.97	3	\$4,440
FOOD PROGRAM	ENVIRN HLTH SPEC III	2,000-5,999 Sq Ft	2.00	\$245.00	3	\$735
FOOD PROGRAM	ENVIRN HLTH SPEC IV	2,000-5,999 Sq Ft	3.00	\$457.35	3	\$1,372
		TYPE SUBTOTAL	18.91	\$2,386.78		\$7,160
FOOD PROGRAM	MGR-ENVIRON HEALTH	6,000+ Sq Ft	0.33	\$69.80	2	\$140
FOOD PROGRAM	CLERK TYPIST III	6,000+ Sq Ft	1.00	\$93.02	2	\$186
FOOD PROGRAM	ADMIN ANALYST III	6,000+ Sq Ft	0.25	\$41.64	2	\$83
FOOD PROGRAM	ENVIRN HLTH SPEC II	6,000+ Sq Ft	20.00	\$2,400.60	2	\$4,801
FOOD PROGRAM	ENVIRN HLTH SPEC III	6,000+ Sq Ft	2.00	\$245.00	2	\$490
FOOD PROGRAM	ENVIRN HLTH SPEC IV	6,000+ Sq Ft	3.00	\$457.35	2	\$915
		TYPE SUBTOTAL	26.58	\$3,307.41		\$6,615
TOTALS			61.91	\$2,641.33		\$15,848

CITY OF LONG BEACH
REVENUE AND COST SUMMARY WORKSHEET
FY 2021-2022

SERVICE TEMP FOOD FACIL - CERT. FARMERS MKT		REFERENCE NO. EH-100	
PRIMARY DEPARTMENT EH-FOOD	UNIT OF SERVICE FACILITY	SERVICE RECIPIENT 3260,3261	
DESCRIPTION OF SERVICE Annual Fee Charged to Business Owner for Operating a Food Booth at a Farmer's Market (Prepackaged/Unpackaged)			
CURRENT FEE STRUCTURE Prepackaged food - \$205 per facility Unpackaged food - \$390 per facility			
<u>REVENUE AND COST COMPARISON</u>			
UNIT REVENUE:	\$297.50	TOTAL REVENUE:	\$595
UNIT COST:	\$396.00	TOTAL COST:	\$792
UNIT PROFIT (SUBSIDY):	\$(98.50)	TOTAL PROFIT (SUBSIDY):	\$(197)
TOTAL UNITS:	2	PCT. COST RECOVERY:	75.13%
SUGGESTED FEE FOR COST RECOVERY OF: 100% Prepackaged food - \$320 per facility Unpackaged food - \$470 per facility			

**CITY OF LONG BEACH
COST DETAIL WORKSHEET
FY 2021-2022**

SERVICE TEMP FOOD FACIL - CERT. FARMERS MKT				REFERENCE NO. EH-100		
NOTE Unit Costs are an Average of Total Units				TOTAL UNITS 2		
<u>DEPARTMENT</u>	<u>POSITION</u>	<u>TYPE</u>	<u>UNIT TIME</u>	<u>UNIT COST</u>	<u>ANN. UNITS</u>	<u>TOTAL COST</u>
FOOD PROGRAM	CLERK TYPIST III	Prepackaged	0.11	\$10.23	1	\$10
FOOD PROGRAM	ENVIRN HLTH SPEC II	Prepackaged	1.25	\$150.04	1	\$150
FOOD PROGRAM	ENVIRN HLTH SPEC III	Prepackaged	1.00	\$122.50	1	\$123
FOOD PROGRAM	ENVIRN HLTH SPEC IV	Prepackaged	0.25	\$38.11	1	\$38
		TYPE SUBTOTAL	2.61	\$320.88		\$321
FOOD PROGRAM	CLERK TYPIST III	Unpackaged	0.11	\$10.23	1	\$10
FOOD PROGRAM	ENVIRN HLTH SPEC II	Unpackaged	2.50	\$300.08	1	\$300
FOOD PROGRAM	ENVIRN HLTH SPEC III	Unpackaged	1.00	\$122.50	1	\$123
FOOD PROGRAM	ENVIRN HLTH SPEC IV	Unpackaged	0.25	\$38.11	1	\$38
		TYPE SUBTOTAL	3.86	\$470.92		\$471
TOTALS			6.47	\$396.00		\$792

CITY OF LONG BEACH
REVENUE AND COST SUMMARY WORKSHEET
FY 2021-2022

SERVICE TEMP FOOD FACIL-PREPACK W/UNPCK SMP		REFERENCE NO. EH-100A	
PRIMARY DEPARTMENT EH-FOOD	UNIT OF SERVICE FACILITY	SERVICE RECIPIENT 987	
DESCRIPTION OF SERVICE Temporary Permit Fee Charged to Business Owner for Operating a Food Booth at a Special Event			
CURRENT FEE STRUCTURE \$113 per facility			
<u>REVENUE AND COST COMPARISON</u>			
UNIT REVENUE: \$113.00		TOTAL REVENUE: \$113	
UNIT COST: \$254.00		TOTAL COST: \$254	
UNIT PROFIT (SUBSIDY): <u>\$(141.00)</u>		TOTAL PROFIT (SUBSIDY): <u>\$(141)</u>	
TOTAL UNITS: 1		PCT. COST RECOVERY: 44.49%	
SUGGESTED FEE FOR COST RECOVERY OF: 100% \$255 per facility			

**CITY OF LONG BEACH
COST DETAIL WORKSHEET
FY 2021-2022**

SERVICE TEMP FOOD FACIL-PREPACK W/UNPCK SMP				REFERENCE NO. EH-100A		
NOTE Unit Costs are an Average of Total Units				TOTAL UNITS 1		
<u>DEPARTMENT</u>	<u>POSITION</u>	<u>TYPE</u>	<u>UNIT TIME</u>	<u>UNIT COST</u>	<u>ANN. UNITS</u>	<u>TOTAL COST</u>
FOOD PROGRAM	CLERK TYPIST III		0.50	\$46.51	1	\$47
FOOD PROGRAM	ENVIRN HLTH SPEC II		1.00	\$120.03	1	\$120
FOOD PROGRAM	ENVIRN HLTH SPEC III		0.50	\$61.25	1	\$61
FOOD PROGRAM	ENVIRN HLTH SPEC IV		0.17	\$25.92	1	\$26
		TYPE SUBTOTAL	2.17	\$253.71		\$254
TOTALS			2.17	\$254.00		\$254

CITY OF LONG BEACH
REVENUE AND COST SUMMARY WORKSHEET
FY 2021-2022

SERVICE TEMP FOOD FACILITY - UNPACKAGED		REFERENCE NO. EH-100B	
PRIMARY DEPARTMENT EH-FOOD	UNIT OF SERVICE FACILITY	SERVICE RECIPIENT 988	
DESCRIPTION OF SERVICE Temporary Permit Fee Charged to Business Owner for Operating a Food Booth at a Special Event			
CURRENT FEE STRUCTURE \$159 per facility			
<u>REVENUE AND COST COMPARISON</u>			
UNIT REVENUE: \$159.00		TOTAL REVENUE: \$159	
UNIT COST: \$435.00		TOTAL COST: \$435	
UNIT PROFIT (SUBSIDY): \$(276.00)		TOTAL PROFIT (SUBSIDY): \$(276)	
TOTAL UNITS: 1		PCT. COST RECOVERY: 36.55%	
SUGGESTED FEE FOR COST RECOVERY OF: 100% \$435 per facility			

**CITY OF LONG BEACH
COST DETAIL WORKSHEET
FY 2021-2022**

SERVICE TEMP FOOD FACILITY - UNPACKAGED				REFERENCE NO. EH-100B		
NOTE Unit Costs are an Average of Total Units				TOTAL UNITS 1		
<u>DEPARTMENT</u>	<u>POSITION</u>	<u>TYPE</u>	<u>UNIT TIME</u>	<u>UNIT COST</u>	<u>ANN. UNITS</u>	<u>TOTAL COST</u>
FOOD PROGRAM	CLERK TYPIST III		0.50	\$46.51	1	\$47
FOOD PROGRAM	ENVIRN HLTH SPEC II		1.49	\$178.84	1	\$179
FOOD PROGRAM	ENVIRN HLTH SPEC III		1.50	\$183.75	1	\$184
FOOD PROGRAM	ENVIRN HLTH SPEC IV		0.17	\$25.92	1	\$26
		TYPE SUBTOTAL	3.66	\$435.02		\$435
		TOTALS	3.66	\$435.00		\$435

CITY OF LONG BEACH
REVENUE AND COST SUMMARY WORKSHEET
FY 2021-2022

SERVICE TEMP FOOD FACILITY - PREPACKAGED		REFERENCE NO. EH-100C	
PRIMARY DEPARTMENT EH-FOOD	UNIT OF SERVICE FACILITY	SERVICE RECIPIENT 989	
DESCRIPTION OF SERVICE Temporary Permit Fee Charged to Business Owner for Operating a Food Booth at a Special Event			
CURRENT FEE STRUCTURE \$84 per facility			
<u>REVENUE AND COST COMPARISON</u>			
UNIT REVENUE: \$84.00		TOTAL REVENUE: \$84	
UNIT COST: \$194.00		TOTAL COST: \$194	
UNIT PROFIT (SUBSIDY): \$(110.00)		TOTAL PROFIT (SUBSIDY): \$(110)	
TOTAL UNITS: 1		PCT. COST RECOVERY: 43.30%	
SUGGESTED FEE FOR COST RECOVERY OF: 100% \$195 per facility			

**CITY OF LONG BEACH
COST DETAIL WORKSHEET
FY 2021-2022**

SERVICE TEMP FOOD FACILITY - PREPACKAGED				REFERENCE NO. EH-100C		
NOTE Unit Costs are an Average of Total Units				TOTAL UNITS 1		
<u>DEPARTMENT</u>	<u>POSITION</u>	<u>TYPE</u>	<u>UNIT TIME</u>	<u>UNIT COST</u>	<u>ANN. UNITS</u>	<u>TOTAL COST</u>
FOOD PROGRAM	CLERK TYPIST III		0.50	\$46.51	1	\$47
FOOD PROGRAM	ENVIRN HLTH SPEC II		0.50	\$60.02	1	\$60
FOOD PROGRAM	ENVIRN HLTH SPEC III		0.50	\$61.25	1	\$61
FOOD PROGRAM	ENVIRN HLTH SPEC IV		0.17	\$25.92	1	\$26
		TYPE SUBTOTAL	1.67	\$193.70		\$194
		TOTALS	1.67	\$194.00		\$194

CITY OF LONG BEACH
REVENUE AND COST SUMMARY WORKSHEET
FY 2021-2022

SERVICE TEMP FOOD FACILITY - SEASONAL		REFERENCE NO. EH-100D	
PRIMARY DEPARTMENT EH-FOOD	UNIT OF SERVICE FACILITY	SERVICE RECIPIENT 990	
DESCRIPTION OF SERVICE Temporary Permit Fee Charged to Business Owner for Operating a Food Booth at a Seasonal Event			
CURRENT FEE STRUCTURE Permit Fee + 50% fee each additional permit			
<u>REVENUE AND COST COMPARISON</u>			
UNIT REVENUE:	\$0.00	TOTAL REVENUE:	\$0
UNIT COST:	\$313.50	TOTAL COST:	\$627
UNIT PROFIT (SUBSIDY):	<div style="border-top: 1px solid black; border-bottom: 3px double black;"> \$(313.50) </div>	TOTAL PROFIT (SUBSIDY):	<div style="border-top: 1px solid black; border-bottom: 3px double black;"> \$(627) </div>
TOTAL UNITS:	2	PCT. COST RECOVERY:	0.00%
SUGGESTED FEE FOR COST RECOVERY OF: 100% Prepackaged Food - \$255 per facility Unpackaged Food - \$375 per facility			

**CITY OF LONG BEACH
COST DETAIL WORKSHEET
FY 2021-2022**

SERVICE				REFERENCE NO.		
TEMP FOOD FACILITY - SEASONAL				EH-100D		
NOTE				TOTAL UNITS		
Unit Costs are an Average of Total Units				2		
DEPARTMENT	POSITION	TYPE	UNIT TIME	UNIT COST	ANN. UNITS	TOTAL COST
FOOD PROGRAM	CLERK TYPIST III	Prepackaged	0.50	\$46.51	1	\$47
FOOD PROGRAM	ENVIRN HLTH SPEC II	Prepackaged	1.00	\$120.03	1	\$120
FOOD PROGRAM	ENVIRN HLTH SPEC III	Prepackaged	0.50	\$61.25	1	\$61
FOOD PROGRAM	ENVIRN HLTH SPEC IV	Prepackaged	0.17	\$25.92	1	\$26
TYPE SUBTOTAL			2.17	\$253.71		\$254
FOOD PROGRAM	CLERK TYPIST III	Unpackaged	0.50	\$46.51	1	\$47
FOOD PROGRAM	ENVIRN HLTH SPEC II	Unpackaged	1.49	\$178.84	1	\$179
FOOD PROGRAM	ENVIRN HLTH SPEC III	Unpackaged	1.00	\$122.50	1	\$123
FOOD PROGRAM	ENVIRN HLTH SPEC IV	Unpackaged	0.17	\$25.92	1	\$26
TYPE SUBTOTAL			3.16	\$373.77		\$374
TOTALS			5.33	\$313.50		\$627

CITY OF LONG BEACH
REVENUE AND COST SUMMARY WORKSHEET
FY 2021-2022

SERVICE TEMP FOOD FACIL - FIELD LIC CHARGE		REFERENCE NO. EH-100E	
PRIMARY DEPARTMENT EH-FOOD	UNIT OF SERVICE PENALTY	SERVICE RECIPIENT 991	
DESCRIPTION OF SERVICE Business Owner Charged for licensing in field.			
CURRENT FEE STRUCTURE \$34.70 + Application Fee			
<u>REVENUE AND COST COMPARISON</u>			
UNIT REVENUE:	\$34.00	TOTAL REVENUE:	\$34
UNIT COST:	\$237.00	TOTAL COST:	\$237
UNIT PROFIT (SUBSIDY):	<div style="border-top: 1px solid black; border-bottom: 3px double black;"> \$(203.00) </div>	TOTAL PROFIT (SUBSIDY):	<div style="border-top: 1px solid black; border-bottom: 3px double black;"> \$(203) </div>
TOTAL UNITS:	1	PCT. COST RECOVERY:	14.35%
SUGGESTED FEE FOR COST RECOVERY OF: 100% Charge double the standard application fee.			

**CITY OF LONG BEACH
COST DETAIL WORKSHEET
FY 2021-2022**

SERVICE TEMP FOOD FACIL - FIELD LIC CHARGE				REFERENCE NO. EH-100E		
NOTE Unit Costs are an Average of Total Units				TOTAL UNITS 1		
<u>DEPARTMENT</u>	<u>POSITION</u>	<u>TYPE</u>	<u>UNIT TIME</u>	<u>UNIT COST</u>	<u>ANN. UNITS</u>	<u>TOTAL COST</u>
FOOD PROGRAM	CLERK TYPIST III		0.11	\$10.23	1	\$10
FOOD PROGRAM	ENVIRN HLTH SPEC II		1.49	\$178.84	1	\$179
FOOD PROGRAM	ENVIRN HLTH SPEC III		0.08	\$9.80	1	\$10
FOOD PROGRAM	ENVIRN HLTH SPEC IV		0.25	\$38.11	1	\$38
		TYPE SUBTOTAL	1.93	\$236.98		\$237
		TOTALS	1.93	\$237.00		\$237

CITY OF LONG BEACH
REVENUE AND COST SUMMARY WORKSHEET
FY 2021-2022

SERVICE TEMP FOOD FACILITY - LATE SUBMITTAL		REFERENCE NO. EH-100F	
PRIMARY DEPARTMENT EH-FOOD	UNIT OF SERVICE STAND	SERVICE RECIPIENT 992	
DESCRIPTION OF SERVICE Business Owner Charged for late application submittal fee			
CURRENT FEE STRUCTURE \$53 per stand in addition to standard application fees			
<u>REVENUE AND COST COMPARISON</u>			
UNIT REVENUE:	\$53.00	TOTAL REVENUE:	\$53
UNIT COST:	\$232.00	TOTAL COST:	\$232
UNIT PROFIT (SUBSIDY):	<div style="border-top: 1px solid black; border-bottom: 3px double black;"> \$(179.00) </div>	TOTAL PROFIT (SUBSIDY):	<div style="border-top: 1px solid black; border-bottom: 3px double black;"> \$(179) </div>
TOTAL UNITS:	1	PCT. COST RECOVERY:	22.84%
SUGGESTED FEE FOR COST RECOVERY OF: 100% Charge 150% of the standard application fee			

**CITY OF LONG BEACH
COST DETAIL WORKSHEET
FY 2021-2022**

SERVICE TEMP FOOD FACILITY - LATE SUBMITTAL				REFERENCE NO. EH-100F		
NOTE Unit Costs are an Average of Total Units				TOTAL UNITS 1		
<u>DEPARTMENT</u>	<u>POSITION</u>	<u>TYPE</u>	<u>UNIT TIME</u>	<u>UNIT COST</u>	<u>ANN. UNITS</u>	<u>TOTAL COST</u>
FOOD PROGRAM	CLERK TYPIST III		0.11	\$10.23	1	\$10
FOOD PROGRAM	ENVIRN HLTH SPEC III		1.50	\$183.75	1	\$184
FOOD PROGRAM	ENVIRN HLTH SPEC IV		0.25	\$38.11	1	\$38
		TYPE SUBTOTAL	1.86	\$232.09		\$232
		TOTALS	1.86	\$232.00		\$232

CITY OF LONG BEACH
REVENUE AND COST SUMMARY WORKSHEET
FY 2021-2022

SERVICE COMMUNITY EVENT ORGANIZER		REFERENCE NO. EH-101	
PRIMARY DEPARTMENT EH-FOOD	UNIT OF SERVICE PERMIT	SERVICE RECIPIENT 993	
DESCRIPTION OF SERVICE Permit Fee is Charged to the Organizer of a Special Event			
CURRENT FEE STRUCTURE \$205 per event Late Submittal - \$72			
<u>REVENUE AND COST COMPARISON</u>			
UNIT REVENUE: \$208.43		TOTAL REVENUE: \$4,377	
UNIT COST: \$429.86		TOTAL COST: \$9,027	
UNIT PROFIT (SUBSIDY): \$(221.43)		TOTAL PROFIT (SUBSIDY): \$(4,650)	
TOTAL UNITS: 21		PCT. COST RECOVERY: 48.49%	
SUGGESTED FEE FOR COST RECOVERY OF: 100% \$410 per event Late Submittal - 150% of the standard application fee			

**CITY OF LONG BEACH
COST DETAIL WORKSHEET
FY 2021-2022**

SERVICE COMMUNITY EVENT ORGANIZER				REFERENCE NO. EH-101		
NOTE Unit Costs are an Average of Total Units				TOTAL UNITS 21		
<u>DEPARTMENT</u>	<u>POSITION</u>	<u>TYPE</u>	<u>UNIT TIME</u>	<u>UNIT COST</u>	<u>ANN. UNITS</u>	<u>TOTAL COST</u>
FOOD PROGRAM	CLERK TYPIST III		0.50	\$46.51	21	\$977
FOOD PROGRAM	ENVIRN HLTH SPEC II		0.25	\$29.95	21	\$629
FOOD PROGRAM	ENVIRN HLTH SPEC III		2.50	\$306.25	21	\$6,431
FOOD PROGRAM	ENVIRN HLTH SPEC IV		0.17	\$25.92	21	\$544
		TYPE SUBTOTAL	3.42	\$408.63		\$8,581
FOOD PROGRAM	CLERK TYPIST III	Late Submittal	0.11	\$10.23	1	\$10
FOOD PROGRAM	ENVIRN HLTH SPEC II	Late Submittal	0.25	\$30.01	1	\$30
FOOD PROGRAM	ENVIRN HLTH SPEC III	Late Submittal	3.00	\$367.50	1	\$368
FOOD PROGRAM	ENVIRN HLTH SPEC IV	Late Submittal	0.25	\$38.11	1	\$38
		TYPE SUBTOTAL	3.61	\$445.85		\$446
TOTALS			7.03	\$429.86		\$9,027

CITY OF LONG BEACH
REVENUE AND COST SUMMARY WORKSHEET
FY 2021-2022

SERVICE CERTIFIED FARMERS MARKET ORGANIZER		REFERENCE NO. EH-102	
PRIMARY DEPARTMENT EH-FOOD	UNIT OF SERVICE PERMIT	SERVICE RECIPIENT 3969,3970	
DESCRIPTION OF SERVICE Business Owner Charged Annually for Organizing a Farmer's Market Associated Event - Non-agricultural			
CURRENT FEE STRUCTURE \$710 per annual permit \$210 per quarterly permit			
<u>REVENUE AND COST COMPARISON</u>			
UNIT REVENUE: \$460.00		TOTAL REVENUE: \$920	
UNIT COST: \$447.50		TOTAL COST: \$895	
UNIT PROFIT (SUBSIDY): \$12.50		TOTAL PROFIT (SUBSIDY): \$25	
TOTAL UNITS: 2		PCT. COST RECOVERY: 102.79%	
SUGGESTED FEE FOR COST RECOVERY OF: 100% \$690 per annual permit \$210 per quarterly permit			

**CITY OF LONG BEACH
COST DETAIL WORKSHEET
FY 2021-2022**

SERVICE CERTIFIED FARMERS MARKET ORGANIZER				REFERENCE NO. EH-102		
NOTE Unit Costs are an Average of Total Units				TOTAL UNITS 2		
<u>DEPARTMENT</u>	<u>POSITION</u>	<u>TYPE</u>	<u>UNIT TIME</u>	<u>UNIT COST</u>	<u>ANN. UNITS</u>	<u>TOTAL COST</u>
FOOD PROGRAM	CLERK TYPIST III	Annual	0.11	\$10.23	1	\$10
FOOD PROGRAM	ENVIRN HLTH SPEC II	Annual	2.26	\$271.27	1	\$271
FOOD PROGRAM	ENVIRN HLTH SPEC III	Annual	3.00	\$367.50	1	\$368
FOOD PROGRAM	ENVIRN HLTH SPEC IV	Annual	0.25	\$38.11	1	\$38
		TYPE SUBTOTAL	5.62	\$687.11		\$687
FOOD PROGRAM	CLERK TYPIST III	Quarterly	0.11	\$10.23	1	\$10
FOOD PROGRAM	ENVIRN HLTH SPEC II	Quarterly	0.56	\$67.22	1	\$67
FOOD PROGRAM	ENVIRN HLTH SPEC III	Quarterly	0.75	\$91.88	1	\$92
FOOD PROGRAM	ENVIRN HLTH SPEC IV	Quarterly	0.25	\$38.11	1	\$38
		TYPE SUBTOTAL	1.67	\$207.44		\$207
TOTALS			7.29	\$447.50		\$895

**CITY OF LONG BEACH
REVENUE AND COST SUMMARY WORKSHEET
FY 2021-2022**

SERVICE COTTAGE FOOD APPLICATION		REFERENCE NO. EH-103	
PRIMARY DEPARTMENT EH-FOOD	UNIT OF SERVICE PERMIT	SERVICE RECIPIENT 3892	
DESCRIPTION OF SERVICE Fee charged to review submitted applications for Cottage Food Class A & B Operators			
CURRENT FEE STRUCTURE \$62 per application			
<u>REVENUE AND COST COMPARISON</u>			
UNIT REVENUE:	\$62.00	TOTAL REVENUE:	\$62
UNIT COST:	\$171.00	TOTAL COST:	\$171
UNIT PROFIT (SUBSIDY):	<div style="border-top: 1px solid black; border-bottom: 3px double black;"> \$(109.00) </div>	TOTAL PROFIT (SUBSIDY):	<div style="border-top: 1px solid black; border-bottom: 3px double black;"> \$(109) </div>
TOTAL UNITS:	1	PCT. COST RECOVERY:	36.26%
SUGGESTED FEE FOR COST RECOVERY OF: 100% \$170 per application plus the fully allocated hourly rates for all personnel involved for any time over 2 hours			

**CITY OF LONG BEACH
COST DETAIL WORKSHEET
FY 2021-2022**

SERVICE COTTAGE FOOD APPLICATION				REFERENCE NO. EH-103		
NOTE Unit Costs are an Average of Total Units				TOTAL UNITS 1		
<u>DEPARTMENT</u>	<u>POSITION</u>	<u>TYPE</u>	<u>UNIT TIME</u>	<u>UNIT COST</u>	<u>ANN. UNITS</u>	<u>TOTAL COST</u>
FOOD PROGRAM	CLERK TYPIST III		0.11	\$10.23	1	\$10
FOOD PROGRAM	ENVIRN HLTH SPEC III		1.00	\$122.50	1	\$123
FOOD PROGRAM	ENVIRN HLTH SPEC IV		0.25	\$38.11	1	\$38
		TYPE SUBTOTAL	1.36	\$170.84		\$171
		TOTALS	1.36	\$171.00		\$171

**CITY OF LONG BEACH
REVENUE AND COST SUMMARY WORKSHEET
FY 2021-2022**

SERVICE COTTAGE FOOD COMPLAINT INVESTIG.		REFERENCE NO. EH-104	
PRIMARY DEPARTMENT EH-FOOD	UNIT OF SERVICE INVESTIGATION	SERVICE RECIPIENT 3894	
DESCRIPTION OF SERVICE Hourly fee to investigate complaints of cottage food license/permit violations			
CURRENT FEE STRUCTURE \$139 per hour (for minimum 1.5 hours) Additional hours - \$76 per hour			
<u>REVENUE AND COST COMPARISON</u>			
UNIT REVENUE: \$131.00		TOTAL REVENUE: \$131	
UNIT COST: \$318.00		TOTAL COST: \$318	
UNIT PROFIT (SUBSIDY): \$(187.00)		TOTAL PROFIT (SUBSIDY): \$(187)	
TOTAL UNITS: 1		PCT. COST RECOVERY: 41.19%	
SUGGESTED FEE FOR COST RECOVERY OF: 100% \$320 per investigation plus the fully allocated hourly rates for all personnel involved for any time over 1.5 hours			

**CITY OF LONG BEACH
COST DETAIL WORKSHEET
FY 2021-2022**

SERVICE COTTAGE FOOD COMPLAINT INVESTIG.				REFERENCE NO. EH-104		
NOTE Unit Costs are an Average of Total Units				TOTAL UNITS 1		
<u>DEPARTMENT</u>	<u>POSITION</u>	<u>TYPE</u>	<u>UNIT TIME</u>	<u>UNIT COST</u>	<u>ANN. UNITS</u>	<u>TOTAL COST</u>
FOOD PROGRAM	MGR-ENVIRON HEALTH		0.05	\$10.58	1	\$11
FOOD PROGRAM	CLERK TYPIST III		1.00	\$93.02	1	\$93
FOOD PROGRAM	ADMIN ANALYST III		0.08	\$13.33	1	\$13
FOOD PROGRAM	ENVIRN HLTH SPEC II		1.08	\$129.63	1	\$130
FOOD PROGRAM	ENVIRN HLTH SPEC III		0.17	\$20.83	1	\$21
FOOD PROGRAM	ENVIRN HLTH SPEC IV		0.33	\$50.31	1	\$50
TYPE SUBTOTAL			2.71	\$317.70		\$318
TOTALS			2.71	\$318.00		\$318

**CITY OF LONG BEACH
REVENUE AND COST SUMMARY WORKSHEET
FY 2021-2022**

SERVICE CONSULTATION		REFERENCE NO. EH-105	
PRIMARY DEPARTMENT EH-FOOD	UNIT OF SERVICE REVIEW	SERVICE RECIPIENT 3262	
DESCRIPTION OF SERVICE Hourly fee for food facility consultation with a minimum duration of 1.5 hours			
CURRENT FEE STRUCTURE \$139 per hour (minimum of 1.5 hours) Additional hours - \$76 per hour			
<u>REVENUE AND COST COMPARISON</u>			
UNIT REVENUE:	\$139.00	TOTAL REVENUE:	\$139
UNIT COST:	\$416.00	TOTAL COST:	\$416
UNIT PROFIT (SUBSIDY):	\$(277.00)	TOTAL PROFIT (SUBSIDY):	\$(277)
TOTAL UNITS:	1	PCT. COST RECOVERY:	33.41%
SUGGESTED FEE FOR COST RECOVERY OF: 100% \$415 per review plus the fully allocated hourly rates for all personnel involved for any time over 3 hours			

**CITY OF LONG BEACH
COST DETAIL WORKSHEET
FY 2021-2022**

SERVICE CONSULTATION				REFERENCE NO. EH-105		
NOTE Unit Costs are an Average of Total Units				TOTAL UNITS 1		
<u>DEPARTMENT</u>	<u>POSITION</u>	<u>TYPE</u>	<u>UNIT TIME</u>	<u>UNIT COST</u>	<u>ANN. UNITS</u>	<u>TOTAL COST</u>
FOOD PROGRAM	CLERK TYPIST III		0.11	\$10.23	1	\$10
FOOD PROGRAM	ENVIRN HLTH SPEC III		3.00	\$367.50	1	\$368
FOOD PROGRAM	ENVIRN HLTH SPEC IV		0.25	\$38.11	1	\$38
		TYPE SUBTOTAL	3.36	\$415.84		\$416
		TOTALS	3.36	\$416.00		\$416

CITY OF LONG BEACH
REVENUE AND COST SUMMARY WORKSHEET
FY 2021-2022

SERVICE FOOD HAWKER - ANNUAL PERMIT		REFERENCE NO. EH-106	
PRIMARY DEPARTMENT EH-FOOD	UNIT OF SERVICE PERMIT	SERVICE RECIPIENT 3263	
DESCRIPTION OF SERVICE Annual Fee Charged to Food Hawker			
CURRENT FEE STRUCTURE \$235 per hawker annually			
<u>REVENUE AND COST COMPARISON</u>			
UNIT REVENUE:	\$235.00	TOTAL REVENUE:	\$235
UNIT COST:	\$285.00	TOTAL COST:	\$285
UNIT PROFIT (SUBSIDY):	\$(50.00)	TOTAL PROFIT (SUBSIDY):	\$(50)
TOTAL UNITS:	1	PCT. COST RECOVERY:	82.46%
SUGGESTED FEE FOR COST RECOVERY OF: 100% \$285 per hawker annually			

**CITY OF LONG BEACH
COST DETAIL WORKSHEET
FY 2021-2022**

SERVICE FOOD HAWKER - ANNUAL PERMIT				REFERENCE NO. EH-106		
NOTE Unit Costs are an Average of Total Units				TOTAL UNITS 1		
<u>DEPARTMENT</u>	<u>POSITION</u>	<u>TYPE</u>	<u>UNIT TIME</u>	<u>UNIT COST</u>	<u>ANN. UNITS</u>	<u>TOTAL COST</u>
FOOD PROGRAM	CLERK TYPIST III		0.25	\$23.26	1	\$23
FOOD PROGRAM	ENVIRN HLTH SPEC II		1.08	\$129.63	1	\$130
FOOD PROGRAM	ENVIRN HLTH SPEC III		1.08	\$132.30	1	\$132
		TYPE SUBTOTAL	2.41	\$285.19		\$285
TOTALS			2.41	\$285.00		\$285

CITY OF LONG BEACH
REVENUE AND COST SUMMARY WORKSHEET
FY 2021-2022

SERVICE FOOD HAWKER - TEMPORARY PERMIT		REFERENCE NO. EH-107																					
PRIMARY DEPARTMENT EH-FOOD	UNIT OF SERVICE PERMIT	SERVICE RECIPIENT 3264																					
DESCRIPTION OF SERVICE Temporary Health Permit / Per Event																							
CURRENT FEE STRUCTURE \$30.15 per hawker per event																							
<table style="width: 100%; border-collapse: collapse;"> <tr> <th colspan="4" style="text-align: center; border-bottom: 1px solid black;">REVENUE AND COST COMPARISON</th> </tr> <tr> <td style="width: 30%; text-align: right; vertical-align: top;">UNIT REVENUE:</td> <td style="width: 20%; text-align: right; vertical-align: top;">\$30.00</td> <td style="width: 30%; text-align: right; vertical-align: top;">TOTAL REVENUE:</td> <td style="width: 20%; text-align: right; vertical-align: top;">\$30</td> </tr> <tr> <td style="text-align: right; vertical-align: top;">UNIT COST:</td> <td style="text-align: right; vertical-align: top;">\$84.00</td> <td style="text-align: right; vertical-align: top;">TOTAL COST:</td> <td style="text-align: right; vertical-align: top;">\$84</td> </tr> <tr> <td style="text-align: right; vertical-align: top;">UNIT PROFIT (SUBSIDY):</td> <td style="text-align: right; vertical-align: top;"> <div style="border-top: 1px solid black; border-bottom: 3px double black;">\$(54.00)</div> </td> <td style="text-align: right; vertical-align: top;">TOTAL PROFIT (SUBSIDY):</td> <td style="text-align: right; vertical-align: top;"> <div style="border-top: 1px solid black; border-bottom: 3px double black;">\$(54)</div> </td> </tr> <tr> <td style="text-align: right; vertical-align: top;">TOTAL UNITS:</td> <td style="text-align: right; vertical-align: top;">1</td> <td style="text-align: right; vertical-align: top;">PCT. COST RECOVERY:</td> <td style="text-align: right; vertical-align: top;">35.71%</td> </tr> </table>				REVENUE AND COST COMPARISON				UNIT REVENUE:	\$30.00	TOTAL REVENUE:	\$30	UNIT COST:	\$84.00	TOTAL COST:	\$84	UNIT PROFIT (SUBSIDY):	<div style="border-top: 1px solid black; border-bottom: 3px double black;">\$(54.00)</div>	TOTAL PROFIT (SUBSIDY):	<div style="border-top: 1px solid black; border-bottom: 3px double black;">\$(54)</div>	TOTAL UNITS:	1	PCT. COST RECOVERY:	35.71%
REVENUE AND COST COMPARISON																							
UNIT REVENUE:	\$30.00	TOTAL REVENUE:	\$30																				
UNIT COST:	\$84.00	TOTAL COST:	\$84																				
UNIT PROFIT (SUBSIDY):	<div style="border-top: 1px solid black; border-bottom: 3px double black;">\$(54.00)</div>	TOTAL PROFIT (SUBSIDY):	<div style="border-top: 1px solid black; border-bottom: 3px double black;">\$(54)</div>																				
TOTAL UNITS:	1	PCT. COST RECOVERY:	35.71%																				
SUGGESTED FEE FOR COST RECOVERY OF: 100% \$85 per hawker per event																							

**CITY OF LONG BEACH
COST DETAIL WORKSHEET
FY 2021-2022**

SERVICE FOOD HAWKER - TEMPORARY PERMIT				REFERENCE NO. EH-107		
NOTE Unit Costs are an Average of Total Units				TOTAL UNITS 1		
<u>DEPARTMENT</u>	<u>POSITION</u>	<u>TYPE</u>	<u>UNIT TIME</u>	<u>UNIT COST</u>	<u>ANN. UNITS</u>	<u>TOTAL COST</u>
FOOD PROGRAM	CLERK TYPIST III		0.25	\$23.26	1	\$23
FOOD PROGRAM	ENVIRN HLTH SPEC II		0.25	\$30.01	1	\$30
FOOD PROGRAM	ENVIRN HLTH SPEC III		0.25	\$30.63	1	\$31
		TYPE SUBTOTAL	0.75	\$83.90		\$84
		TOTALS	0.75	\$84.00		\$84

CITY OF LONG BEACH
REVENUE AND COST SUMMARY WORKSHEET
FY 2021-2022

SERVICE SENIOR FEEDING SITE		REFERENCE NO. EH-108	
PRIMARY DEPARTMENT EH-FOOD	UNIT OF SERVICE PERMIT	SERVICE RECIPIENT 3265	
DESCRIPTION OF SERVICE Annual Health Permit Fee Charged to Operators of Senior Feeding Sites			
CURRENT FEE STRUCTURE \$298 per site			
<u>REVENUE AND COST COMPARISON</u>			
UNIT REVENUE:	\$298.00	TOTAL REVENUE:	\$298
UNIT COST:	\$883.00	TOTAL COST:	\$883
UNIT PROFIT (SUBSIDY):	<div style="border-top: 1px solid black; border-bottom: 3px double black;"> \$(585.00) </div>	TOTAL PROFIT (SUBSIDY):	<div style="border-top: 1px solid black; border-bottom: 3px double black;"> \$(585) </div>
TOTAL UNITS:	1	PCT. COST RECOVERY:	33.75%
SUGGESTED FEE FOR COST RECOVERY OF: 34% \$300 per site			

**CITY OF LONG BEACH
COST DETAIL WORKSHEET
FY 2021-2022**

SERVICE SENIOR FEEDING SITE				REFERENCE NO. EH-108		
NOTE Unit Costs are an Average of Total Units				TOTAL UNITS 1		
<u>DEPARTMENT</u>	<u>POSITION</u>	<u>TYPE</u>	<u>UNIT TIME</u>	<u>UNIT COST</u>	<u>ANN. UNITS</u>	<u>TOTAL COST</u>
FOOD PROGRAM	MGR-ENVIRON HEALTH		0.17	\$35.96	1	\$36
FOOD PROGRAM	CLERK TYPIST III		0.22	\$20.46	1	\$20
FOOD PROGRAM	ADMIN ANALYST III		0.25	\$41.64	1	\$42
FOOD PROGRAM	ENVIRN HLTH SPEC II		4.67	\$560.54	1	\$561
FOOD PROGRAM	ENVIRN HLTH SPEC III		1.00	\$122.50	1	\$123
FOOD PROGRAM	ENVIRN HLTH SPEC IV		0.67	\$102.14	1	\$102
		TYPE SUBTOTAL	6.98	\$883.24		\$883
TOTALS			6.98	\$883.00		\$883

CITY OF LONG BEACH
REVENUE AND COST SUMMARY WORKSHEET
FY 2021-2022

SERVICE COTTAGE FOOD OPERATION - CLASS A		REFERENCE NO. EH-109	
PRIMARY DEPARTMENT EH-FOOD	UNIT OF SERVICE PERMIT	SERVICE RECIPIENT 3379	
DESCRIPTION OF SERVICE Fee to cover administrative costs to review, process, track, and register Class A Cottage Food Operations.			
CURRENT FEE STRUCTURE \$62 per annual registration			
<u>REVENUE AND COST COMPARISON</u>			
UNIT REVENUE: \$62.00		TOTAL REVENUE: \$3,100	
UNIT COST: \$197.42		TOTAL COST: \$9,871	
UNIT PROFIT (SUBSIDY): \$(135.42)		TOTAL PROFIT (SUBSIDY): \$(6,771)	
TOTAL UNITS: 50		PCT. COST RECOVERY: 31.41%	
SUGGESTED FEE FOR COST RECOVERY OF: 100% \$200 per annual registration			

**CITY OF LONG BEACH
COST DETAIL WORKSHEET
FY 2021-2022**

SERVICE COTTAGE FOOD OPERATION - CLASS A				REFERENCE NO. EH-109		
NOTE Unit Costs are an Average of Total Units				TOTAL UNITS 50		
<u>DEPARTMENT</u>	<u>POSITION</u>	<u>TYPE</u>	<u>UNIT TIME</u>	<u>UNIT COST</u>	<u>ANN. UNITS</u>	<u>TOTAL COST</u>
FOOD PROGRAM	MGR-ENVIRON HEALTH		0.17	\$35.96	50	\$1,798
FOOD PROGRAM	CLERK TYPIST III		0.22	\$20.46	50	\$1,023
FOOD PROGRAM	ADMIN ANALYST III		0.25	\$41.64	50	\$2,082
FOOD PROGRAM	ENVIRN HLTH SPEC III		0.50	\$61.25	50	\$3,063
FOOD PROGRAM	ENVIRN HLTH SPEC IV		0.25	\$38.11	50	\$1,906
		TYPE SUBTOTAL	1.39	\$197.42		\$9,871
		TOTALS	1.39	\$197.42		\$9,871

**CITY OF LONG BEACH
REVENUE AND COST SUMMARY WORKSHEET
FY 2021-2022**

SERVICE COTTAGE FOOD OPERATION - CLASS B		REFERENCE NO. EH-110	
PRIMARY DEPARTMENT EH-FOOD	UNIT OF SERVICE PERMIT	SERVICE RECIPIENT 3380	
DESCRIPTION OF SERVICE Fee to cover administrative costs to review, process, track, inspect, and permit Class B Cottage Food Operations.			
CURRENT FEE STRUCTURE \$205 per annual permit			
<u>REVENUE AND COST COMPARISON</u>			
UNIT REVENUE:	\$205.00	TOTAL REVENUE:	\$5,125
UNIT COST:	\$381.16	TOTAL COST:	\$9,529
UNIT PROFIT (SUBSIDY):	<div style="border-top: 1px solid black; border-bottom: 3px double black;"> \$(176.16) </div>	TOTAL PROFIT (SUBSIDY):	<div style="border-top: 1px solid black; border-bottom: 3px double black;"> \$(4,404) </div>
TOTAL UNITS:	25	PCT. COST RECOVERY:	53.78%
SUGGESTED FEE FOR COST RECOVERY OF: 100% \$380 per annual permit			

**CITY OF LONG BEACH
COST DETAIL WORKSHEET
FY 2021-2022**

SERVICE COTTAGE FOOD OPERATION - CLASS B				REFERENCE NO. EH-110		
NOTE Unit Costs are an Average of Total Units				TOTAL UNITS 25		
<u>DEPARTMENT</u>	<u>POSITION</u>	<u>TYPE</u>	<u>UNIT TIME</u>	<u>UNIT COST</u>	<u>ANN. UNITS</u>	<u>TOTAL COST</u>
FOOD PROGRAM	MGR-ENVIRON HEALTH		0.17	\$35.96	25	\$899
FOOD PROGRAM	CLERK TYPIST III		0.22	\$20.46	25	\$512
FOOD PROGRAM	ADMIN ANALYST III		0.25	\$41.64	25	\$1,041
FOOD PROGRAM	ENVIRN HLTH SPEC III		2.00	\$245.00	25	\$6,125
FOOD PROGRAM	ENVIRN HLTH SPEC IV		0.25	\$38.11	25	\$953
		TYPE SUBTOTAL	2.89	\$381.17		\$9,529
		TOTALS	2.89	\$381.16		\$9,529

**CITY OF LONG BEACH
REVENUE AND COST SUMMARY WORKSHEET
FY 2021-2022**

SERVICE REPEAT VIOLATION		REFERENCE NO. EH-111	
PRIMARY DEPARTMENT EH-FOOD	UNIT OF SERVICE VIOLATION	SERVICE RECIPIENT 2653	
DESCRIPTION OF SERVICE Fee paid by business owner for violation previously corrected			
CURRENT FEE STRUCTURE \$240 per documented repeated violation			
<u>REVENUE AND COST COMPARISON</u>			
UNIT REVENUE:	\$240.00	TOTAL REVENUE:	\$240
UNIT COST:	\$170.00	TOTAL COST:	\$170
UNIT PROFIT (SUBSIDY):	<hr style="width: 100%;"/> \$70.00	TOTAL PROFIT (SUBSIDY):	<hr style="width: 100%;"/> \$70
TOTAL UNITS:	1	PCT. COST RECOVERY:	141.18%
SUGGESTED FEE FOR COST RECOVERY OF: 100% \$170 per documented repeated violation			

**CITY OF LONG BEACH
COST DETAIL WORKSHEET
FY 2021-2022**

SERVICE REPEAT VIOLATION				REFERENCE NO. EH-111		
NOTE Unit Costs are an Average of Total Units				TOTAL UNITS 1		
<u>DEPARTMENT</u>	<u>POSITION</u>	<u>TYPE</u>	<u>UNIT TIME</u>	<u>UNIT COST</u>	<u>ANN. UNITS</u>	<u>TOTAL COST</u>
FOOD PROGRAM	MGR-ENVIRON HEALTH		0.10	\$21.15	1	\$21
FOOD PROGRAM	CLERK TYPIST III		0.25	\$23.26	1	\$23
FOOD PROGRAM	ADMIN ANALYST III		0.16	\$26.65	1	\$27
FOOD PROGRAM	ENVIRN HLTH SPEC II		0.25	\$30.01	1	\$30
FOOD PROGRAM	ENVIRN HLTH SPEC III		0.25	\$30.63	1	\$31
FOOD PROGRAM	ENVIRN HLTH SPEC IV		0.25	\$38.11	1	\$38
		TYPE SUBTOTAL	1.26	\$169.81		\$170
TOTALS			1.26	\$170.00		\$170

**CITY OF LONG BEACH
REVENUE AND COST SUMMARY WORKSHEET
FY 2021-2022**

SERVICE PLAN REVISION		REFERENCE NO. EH-112	
PRIMARY DEPARTMENT EH-FOOD	UNIT OF SERVICE REVISION	SERVICE RECIPIENT 2655	
DESCRIPTION OF SERVICE Plan review after initial approval due to owner/contractor changes			
CURRENT FEE STRUCTURE \$190 paid by business owner for plan review due to changes after initial approval			
<u>REVENUE AND COST COMPARISON</u>			
UNIT REVENUE:	\$190.00	TOTAL REVENUE:	\$190
UNIT COST:	\$416.00	TOTAL COST:	\$416
UNIT PROFIT (SUBSIDY):	<div style="border-top: 1px solid black; border-bottom: 3px double black;"> \$(226.00) </div>	TOTAL PROFIT (SUBSIDY):	<div style="border-top: 1px solid black; border-bottom: 3px double black;"> \$(226) </div>
TOTAL UNITS:	1	PCT. COST RECOVERY:	45.67%
SUGGESTED FEE FOR COST RECOVERY OF: 100% \$415 paid by business owner for plan review due to changes after initial approval			

**CITY OF LONG BEACH
COST DETAIL WORKSHEET
FY 2021-2022**

SERVICE PLAN REVISION				REFERENCE NO. EH-112		
NOTE Unit Costs are an Average of Total Units				TOTAL UNITS 1		
<u>DEPARTMENT</u>	<u>POSITION</u>	<u>TYPE</u>	<u>UNIT TIME</u>	<u>UNIT COST</u>	<u>ANN. UNITS</u>	<u>TOTAL COST</u>
FOOD PROGRAM	CLERK TYPIST III		0.11	\$10.23	1	\$10
FOOD PROGRAM	ENVIRN HLTH SPEC III		3.00	\$367.50	1	\$368
FOOD PROGRAM	ENVIRN HLTH SPEC IV		0.25	\$38.11	1	\$38
		TYPE SUBTOTAL	3.36	\$415.84		\$416
TOTALS			3.36	\$416.00		\$416

**CITY OF LONG BEACH
REVENUE AND COST SUMMARY WORKSHEET
FY 2021-2022**

SERVICE MOBILE FOOD/FOOD CART IMPOUND		REFERENCE NO. EH-113	
PRIMARY DEPARTMENT EH-FOOD	UNIT OF SERVICE IMPOUND	SERVICE RECIPIENT 995,996	
DESCRIPTION OF SERVICE Business Owner Charged for impounding food cart, including previous enforcement actions. Repeat fee doubles with each occurrence for the same client			
CURRENT FEE STRUCTURE \$245 per impound \$483 per repeat impound (repeat occurrence/single client)			
<u>REVENUE AND COST COMPARISON</u>			
UNIT REVENUE: \$486.50		TOTAL REVENUE: \$973	
UNIT COST: \$2,275.50		TOTAL COST: \$4,551	
UNIT PROFIT (SUBSIDY): \$(1,789.00)		TOTAL PROFIT (SUBSIDY): \$(3,578)	
TOTAL UNITS: 2		PCT. COST RECOVERY: 21.38%	
SUGGESTED FEE FOR COST RECOVERY OF: 44% \$500 per impound \$1,000 per repeat impound (repeat occurrence/single client)			

**CITY OF LONG BEACH
COST DETAIL WORKSHEET
FY 2021-2022**

SERVICE MOBILE FOOD/FOOD CART IMPOUND				REFERENCE NO. EH-113		
NOTE Unit Costs are an Average of Total Units				TOTAL UNITS 2		
DEPARTMENT	POSITION	TYPE	UNIT TIME	UNIT COST	ANN. UNITS	TOTAL COST
FOOD PROGRAM	MGR-ENVIRON HEALTH		0.05	\$10.58	2	\$21
FOOD PROGRAM	CLERK TYPIST III		1.00	\$93.02	2	\$186
FOOD PROGRAM	ADMIN ANALYST III		0.08	\$13.33	2	\$27
FOOD PROGRAM	ENVIRN HLTH SPEC II		4.00	\$480.12	2	\$960
FOOD PROGRAM	ENVIRN HLTH SPEC III		4.00	\$490.00	2	\$980
FOOD PROGRAM	ENVIRN HLTH SPEC IV		0.33	\$50.31	2	\$101
		TYPE SUBTOTAL	9.46	\$1,137.36		\$2,275
FOOD PROGRAM	MGR-ENVIRON HEALTH	Repeat	0.10	\$21.15	1	\$21
FOOD PROGRAM	CLERK TYPIST III	Repeat	2.00	\$186.04	1	\$186
FOOD PROGRAM	ADMIN ANALYST III	Repeat	0.16	\$26.65	1	\$27
FOOD PROGRAM	ENVIRN HLTH SPEC II	Repeat	8.00	\$960.24	1	\$960
FOOD PROGRAM	ENVIRN HLTH SPEC III	Repeat	8.00	\$980.00	1	\$980
FOOD PROGRAM	ENVIRN HLTH SPEC IV	Repeat	0.67	\$102.14	1	\$102
		TYPE SUBTOTAL	18.93	\$2,276.22		\$2,276
TOTALS			28.39	\$2,275.50		\$4,551

CITY OF LONG BEACH
REVENUE AND COST SUMMARY WORKSHEET
FY 2021-2022

SERVICE VENDING MACHINE - OPEN BEVERAGE		REFERENCE NO. EH-114	
PRIMARY DEPARTMENT EH-FOOD	UNIT OF SERVICE PERMIT	SERVICE RECIPIENT 997	
DESCRIPTION OF SERVICE Annual Permit Fee Charged to Business Owner for Operation of Open Beverage Vending Machine			
CURRENT FEE STRUCTURE \$128 per annual permit per machine			
<u>REVENUE AND COST COMPARISON</u>			
UNIT REVENUE:	\$128.00	TOTAL REVENUE:	\$1,152
UNIT COST:	\$327.22	TOTAL COST:	\$2,945
UNIT PROFIT (SUBSIDY):	\$(199.22)	TOTAL PROFIT (SUBSIDY):	\$(1,793)
TOTAL UNITS:	9	PCT. COST RECOVERY:	39.12%
SUGGESTED FEE FOR COST RECOVERY OF: 40% \$130 per annual permit per machine			

**CITY OF LONG BEACH
COST DETAIL WORKSHEET
FY 2021-2022**

SERVICE VENDING MACHINE - OPEN BEVERAGE				REFERENCE NO. EH-114		
NOTE Unit Costs are an Average of Total Units				TOTAL UNITS 9		
<u>DEPARTMENT</u>	<u>POSITION</u>	<u>TYPE</u>	<u>UNIT TIME</u>	<u>UNIT COST</u>	<u>ANN. UNITS</u>	<u>TOTAL COST</u>
FOOD PROGRAM	CLERK TYPIST III		0.25	\$23.26	9	\$209
FOOD PROGRAM	ENVIRN HLTH SPEC III		2.17	\$265.83	9	\$2,392
FOOD PROGRAM	ENVIRN HLTH SPEC IV		0.25	\$38.11	9	\$343
		TYPE SUBTOTAL	2.67	\$327.20		\$2,945
		TOTALS	2.67	\$327.22		\$2,945

**CITY OF LONG BEACH
REVENUE AND COST SUMMARY WORKSHEET
FY 2021-2022**

SERVICE VENDING MACHINE-POTENTIAL HAZ FOOD		REFERENCE NO. EH-115	
PRIMARY DEPARTMENT EH-FOOD	UNIT OF SERVICE PERMIT	SERVICE RECIPIENT 998	
DESCRIPTION OF SERVICE Annual Permit Fee Charged to Business Owner for Operation of Vending Machine w/ Perishable Food			
CURRENT FEE STRUCTURE \$139 per annual permit per machine			
<u>REVENUE AND COST COMPARISON</u>			
UNIT REVENUE: \$139.00		TOTAL REVENUE: \$2,502	
UNIT COST: \$327.22		TOTAL COST: \$5,890	
UNIT PROFIT (SUBSIDY): <u>\$(188.22)</u>		TOTAL PROFIT (SUBSIDY): <u>\$(3,388)</u>	
TOTAL UNITS: 18		PCT. COST RECOVERY: 42.48%	
SUGGESTED FEE FOR COST RECOVERY OF: 43% \$140 per annual permit per machine			

**CITY OF LONG BEACH
COST DETAIL WORKSHEET
FY 2021-2022**

SERVICE VENDING MACHINE-POTENTIAL HAZ FOOD				REFERENCE NO. EH-115		
NOTE Unit Costs are an Average of Total Units				TOTAL UNITS 18		
<u>DEPARTMENT</u>	<u>POSITION</u>	<u>TYPE</u>	<u>UNIT TIME</u>	<u>UNIT COST</u>	<u>ANN. UNITS</u>	<u>TOTAL COST</u>
FOOD PROGRAM	CLERK TYPIST III		0.25	\$23.26	18	\$419
FOOD PROGRAM	ENVIRN HLTH SPEC III		2.17	\$265.83	18	\$4,785
FOOD PROGRAM	ENVIRN HLTH SPEC IV		0.25	\$38.11	18	\$686
		TYPE SUBTOTAL	2.67	\$327.20		\$5,890
		TOTALS	2.67	\$327.22		\$5,890

CITY OF LONG BEACH
REVENUE AND COST SUMMARY WORKSHEET
FY 2021-2022

SERVICE CALIFORNIA RETAIL FOOD CODE BOOKLET		REFERENCE NO. EH-116	
PRIMARY DEPARTMENT EH-FOOD	UNIT OF SERVICE COPY	SERVICE RECIPIENT 999	
DESCRIPTION OF SERVICE Official State Food Code & Regulations			
CURRENT FEE STRUCTURE \$5.85 each			
<u>REVENUE AND COST COMPARISON</u>			
UNIT REVENUE:	\$0.00	TOTAL REVENUE:	\$0
UNIT COST:	\$0.00	TOTAL COST:	\$0
UNIT PROFIT (SUBSIDY):	\$0.00	TOTAL PROFIT (SUBSIDY):	\$0
TOTAL UNITS:	1	PCT. COST RECOVERY:	0.00%
SUGGESTED FEE FOR COST RECOVERY OF: 100% \$6 each			

**CITY OF LONG BEACH
COST DETAIL WORKSHEET
FY 2021-2022**

SERVICE CALIFORNIA RETAIL FOOD CODE BOOKLET				REFERENCE NO. EH-116		
NOTE Unit Costs are an Average of Total Units				TOTAL UNITS <div style="text-align: right;">1</div>		
<u>DEPARTMENT</u>	<u>POSITION</u>	<u>TYPE</u>	<u>UNIT TIME</u>	<u>UNIT COST</u>	<u>ANN. UNITS</u>	<u>TOTAL COST</u>
			0.00	\$0.00	0	\$0
		TYPE SUBTOTAL	0.00	\$0.00		\$0
TOTALS			0.00	\$0.00		\$0

CITY OF LONG BEACH
REVENUE AND COST SUMMARY WORKSHEET
FY 2021-2022

SERVICE SEASONAL FOOD VENDOR		REFERENCE NO. EH-117	
PRIMARY DEPARTMENT EH-FOOD	UNIT OF SERVICE PERMIT	SERVICE RECIPIENT 1000	
DESCRIPTION OF SERVICE Business Owner Charged for Annual Health Permit			
CURRENT FEE STRUCTURE Time & Material			
<u>REVENUE AND COST COMPARISON</u>			
UNIT REVENUE:	\$300.00	TOTAL REVENUE:	\$300
UNIT COST:	\$330.00	TOTAL COST:	\$330
UNIT PROFIT (SUBSIDY):	\$(30.00)	TOTAL PROFIT (SUBSIDY):	\$(30)
TOTAL UNITS:	1	PCT. COST RECOVERY:	90.91%
SUGGESTED FEE FOR COST RECOVERY OF: 100% \$330 per annual permit			

**CITY OF LONG BEACH
COST DETAIL WORKSHEET
FY 2021-2022**

SERVICE SEASONAL FOOD VENDOR				REFERENCE NO. EH-117		
NOTE Unit Costs are an Average of Total Units				TOTAL UNITS 1		
<u>DEPARTMENT</u>	<u>POSITION</u>	<u>TYPE</u>	<u>UNIT TIME</u>	<u>UNIT COST</u>	<u>ANN. UNITS</u>	<u>TOTAL COST</u>
FOOD PROGRAM	CLERK TYPIST III		0.50	\$46.51	1	\$47
FOOD PROGRAM	ENVIRN HLTH SPEC III		2.00	\$245.00	1	\$245
FOOD PROGRAM	ENVIRN HLTH SPEC IV		0.25	\$38.11	1	\$38
		TYPE SUBTOTAL	2.75	\$329.62		\$330
TOTALS			2.75	\$330.00		\$330

CITY OF LONG BEACH
REVENUE AND COST SUMMARY WORKSHEET
FY 2021-2022

SERVICE PERSONAL FOOD VENDOR		REFERENCE NO. EH-118	
PRIMARY DEPARTMENT EH-FOOD	UNIT OF SERVICE PERMIT	SERVICE RECIPIENT 1001	
DESCRIPTION OF SERVICE Business Owner Charged for Annual Health Permit			
CURRENT FEE STRUCTURE Time & Material			
<u>REVENUE AND COST COMPARISON</u>			
UNIT REVENUE:	\$0.00	TOTAL REVENUE:	\$0
UNIT COST:	\$0.00	TOTAL COST:	\$0
UNIT PROFIT (SUBSIDY):	<div style="border-top: 1px solid black; border-bottom: 3px double black;"> \$0.00 </div>	TOTAL PROFIT (SUBSIDY):	<div style="border-top: 1px solid black; border-bottom: 3px double black;"> \$0 </div>
TOTAL UNITS:	1	PCT. COST RECOVERY:	0.00%
SUGGESTED FEE FOR COST RECOVERY OF: 100% This fee should be removed from the fee schedule as the service is no longer provided.			

**CITY OF LONG BEACH
COST DETAIL WORKSHEET
FY 2021-2022**

SERVICE PERSONAL FOOD VENDOR				REFERENCE NO. EH-118		
NOTE Unit Costs are an Average of Total Units				TOTAL UNITS <div style="text-align: right;">1</div>		
<u>DEPARTMENT</u>	<u>POSITION</u>	<u>TYPE</u>	<u>UNIT TIME</u>	<u>UNIT COST</u>	<u>ANN. UNITS</u>	<u>TOTAL COST</u>
			0.00	\$0.00	0	\$0
		TYPE SUBTOTAL	0.00	\$0.00		\$0
TOTALS			0.00	\$0.00		\$0

CITY OF LONG BEACH
REVENUE AND COST SUMMARY WORKSHEET
FY 2021-2022

SERVICE FOOD DEMONSTRATOR		REFERENCE NO. EH-119	
PRIMARY DEPARTMENT EH-FOOD	UNIT OF SERVICE PERMIT	SERVICE RECIPIENT 1002	
DESCRIPTION OF SERVICE Permit Fee Charged to Food Demonstrators Distributing Food within another Food Facility			
CURRENT FEE STRUCTURE \$303 per annual permit			
<u>REVENUE AND COST COMPARISON</u>			
UNIT REVENUE: \$303.00		TOTAL REVENUE: \$303	
UNIT COST: \$227.00		TOTAL COST: \$227	
UNIT PROFIT (SUBSIDY): \$76.00		TOTAL PROFIT (SUBSIDY): \$76	
TOTAL UNITS: 1		PCT. COST RECOVERY: 133.48%	
SUGGESTED FEE FOR COST RECOVERY OF: 100% \$225 per annual permit			

**CITY OF LONG BEACH
COST DETAIL WORKSHEET
FY 2021-2022**

SERVICE FOOD DEMONSTRATOR				REFERENCE NO. EH-119		
NOTE Unit Costs are an Average of Total Units				TOTAL UNITS 1		
<u>DEPARTMENT</u>	<u>POSITION</u>	<u>TYPE</u>	<u>UNIT TIME</u>	<u>UNIT COST</u>	<u>ANN. UNITS</u>	<u>TOTAL COST</u>
FOOD PROGRAM	CLERK TYPIST III		0.17	\$15.81	1	\$16
FOOD PROGRAM	ENVIRN HLTH SPEC II		1.00	\$120.03	1	\$120
FOOD PROGRAM	ENVIRN HLTH SPEC III		0.33	\$40.43	1	\$40
FOOD PROGRAM	ENVIRN HLTH SPEC IV		0.33	\$50.31	1	\$50
		TYPE SUBTOTAL	1.83	\$226.58		\$227
TOTALS			1.83	\$227.00		\$227

**CITY OF LONG BEACH
REVENUE AND COST SUMMARY WORKSHEET
FY 2021-2022**

SERVICE OPEN AIR BARBEQUE		REFERENCE NO. EH-120	
PRIMARY DEPARTMENT EH-FOOD	UNIT OF SERVICE PERMIT	SERVICE RECIPIENT 1003	
DESCRIPTION OF SERVICE Business Owner Charged for Annual Health Permit			
CURRENT FEE STRUCTURE \$144 per annual permit			
<u>REVENUE AND COST COMPARISON</u>			
UNIT REVENUE: \$144.00		TOTAL REVENUE: \$3,024	
UNIT COST: \$319.05		TOTAL COST: \$6,700	
UNIT PROFIT (SUBSIDY): <u>\$(175.05)</u>		TOTAL PROFIT (SUBSIDY): <u>\$(3,676)</u>	
TOTAL UNITS: 21		PCT. COST RECOVERY: 45.13%	
SUGGESTED FEE FOR COST RECOVERY OF: 100% \$320 per annual permit			

**CITY OF LONG BEACH
COST DETAIL WORKSHEET
FY 2021-2022**

SERVICE OPEN AIR BARBEQUE				REFERENCE NO. EH-120		
NOTE Unit Costs are an Average of Total Units				TOTAL UNITS 21		
<u>DEPARTMENT</u>	<u>POSITION</u>	<u>TYPE</u>	<u>UNIT TIME</u>	<u>UNIT COST</u>	<u>ANN. UNITS</u>	<u>TOTAL COST</u>
FOOD PROGRAM	CLERK TYPIST III		0.11	\$10.23	21	\$215
FOOD PROGRAM	ENVIRN HLTH SPEC II		2.00	\$240.06	21	\$5,041
FOOD PROGRAM	ENVIRN HLTH SPEC III		0.25	\$30.63	21	\$643
FOOD PROGRAM	ENVIRN HLTH SPEC IV		0.25	\$38.11	21	\$800
		TYPE SUBTOTAL	2.61	\$319.03		\$6,700
TOTALS			2.61	\$319.05		\$6,700

CITY OF LONG BEACH
REVENUE AND COST SUMMARY WORKSHEET
FY 2021-2022

SERVICE LITTLE LEAGUE SNACK SHACK		REFERENCE NO. EH-121	
PRIMARY DEPARTMENT EH-FOOD	UNIT OF SERVICE PERMIT	SERVICE RECIPIENT 1004	
DESCRIPTION OF SERVICE Business Owner Charged for Annual Health Permit			
CURRENT FEE STRUCTURE \$205 per annual permit			
<u>REVENUE AND COST COMPARISON</u>			
UNIT REVENUE: \$205.00		TOTAL REVENUE: \$1,845	
UNIT COST: \$409.22		TOTAL COST: \$3,683	
UNIT PROFIT (SUBSIDY): \$(204.22)		TOTAL PROFIT (SUBSIDY): \$(1,838)	
TOTAL UNITS: 9		PCT. COST RECOVERY: 50.10%	
SUGGESTED FEE FOR COST RECOVERY OF: 100% \$410 per annual permit			

**CITY OF LONG BEACH
COST DETAIL WORKSHEET
FY 2021-2022**

SERVICE LITTLE LEAGUE SNACK SHACK				REFERENCE NO. EH-121		
NOTE Unit Costs are an Average of Total Units				TOTAL UNITS 9		
<u>DEPARTMENT</u>	<u>POSITION</u>	<u>TYPE</u>	<u>UNIT TIME</u>	<u>UNIT COST</u>	<u>ANN. UNITS</u>	<u>TOTAL COST</u>
FOOD PROGRAM	CLERK TYPIST III		0.11	\$10.23	9	\$92
FOOD PROGRAM	ENVIRN HLTH SPEC II		2.75	\$330.22	9	\$2,972
FOOD PROGRAM	ENVIRN HLTH SPEC III		0.25	\$30.63	9	\$276
FOOD PROGRAM	ENVIRN HLTH SPEC IV		0.25	\$38.11	9	\$343
		TYPE SUBTOTAL	3.36	\$409.19		\$3,683
		TOTALS	3.36	\$409.22		\$3,683

CITY OF LONG BEACH
REVENUE AND COST SUMMARY WORKSHEET
FY 2021-2022

SERVICE COMMUNITY FOOD PRODUCER/GLEANER		REFERENCE NO. EH-122	
PRIMARY DEPARTMENT EH-FOOD	UNIT OF SERVICE PERMIT	SERVICE RECIPIENT 3709	
DESCRIPTION OF SERVICE Application Review Fee			
CURRENT FEE STRUCTURE \$91 per application review			
<u>REVENUE AND COST COMPARISON</u>			
UNIT REVENUE: \$91.00		TOTAL REVENUE: \$91	
UNIT COST: \$220.00		TOTAL COST: \$220	
UNIT PROFIT (SUBSIDY): \$(129.00)		TOTAL PROFIT (SUBSIDY): \$(129)	
TOTAL UNITS: 1		PCT. COST RECOVERY: 41.36%	
SUGGESTED FEE FOR COST RECOVERY OF: 100% \$220 per application review			

**CITY OF LONG BEACH
COST DETAIL WORKSHEET
FY 2021-2022**

SERVICE COMMUNITY FOOD PRODUCER/GLEANER				REFERENCE NO. EH-122		
NOTE Unit Costs are an Average of Total Units				TOTAL UNITS 1		
<u>DEPARTMENT</u>	<u>POSITION</u>	<u>TYPE</u>	<u>UNIT TIME</u>	<u>UNIT COST</u>	<u>ANN. UNITS</u>	<u>TOTAL COST</u>
FOOD PROGRAM	MGR-ENVIRON HEALTH		0.17	\$35.96	1	\$36
FOOD PROGRAM	CLERK TYPIST III		0.25	\$23.26	1	\$23
FOOD PROGRAM	ENVIRN HLTH SPEC III		1.00	\$122.50	1	\$123
FOOD PROGRAM	ENVIRN HLTH SPEC IV		0.25	\$38.11	1	\$38
		TYPE SUBTOTAL	1.67	\$219.83		\$220
TOTALS			1.67	\$220.00		\$220

CITY OF LONG BEACH
REVENUE AND COST SUMMARY WORKSHEET
FY 2021-2022

SERVICE SOFT SERVE ICE CREAM/FROZEN YOGURT		REFERENCE NO. EH-123	
PRIMARY DEPARTMENT EH-FOOD	UNIT OF SERVICE PERMIT	SERVICE RECIPIENT 3636,3637,3638,3639,3640,3641	
DESCRIPTION OF SERVICE Business Owner Charged for Annual Health Permit 3636,3637,3638,3639,3640,3641			
CURRENT FEE STRUCTURE Dairy Ice Cream - \$333 per annual permit (incl. 1 unit) Dairy Add'l Unit - \$59 each Non-Dairy Ice Cream - \$333 per annual permit (incl. 1 unit) Non Dairy Add'l Unit - \$59 each Frozen Yogurt - \$333 per annual permit (incl. 1 unit) Frozen Yogurt Add'l Unit - \$100 each			
<u>REVENUE AND COST COMPARISON</u>			
UNIT REVENUE: \$335.06		TOTAL REVENUE: \$35,516	
UNIT COST: \$548.77		TOTAL COST: \$58,170	
UNIT PROFIT (SUBSIDY): \$(213.71)		TOTAL PROFIT (SUBSIDY): \$(22,654)	
TOTAL UNITS: 106		PCT. COST RECOVERY: 61.06%	
SUGGESTED FEE FOR COST RECOVERY OF: 100% Dairy Ice Cream - \$530 per annual permit (incl. 1 unit) Dairy Add'l Unit - \$150 each Non-Dairy Ice Cream - \$530 per annual permit (incl. 1 unit) Non Dairy Add'l Unit - \$150 each Frozen Yogurt - \$725 per annual permit (incl. 1 unit) Frozen Yogurt Add'l Unit - \$210 each			

**CITY OF LONG BEACH
COST DETAIL WORKSHEET
FY 2021-2022**

SERVICE SOFT SERVE ICE CREAM/FROZEN YOGURT				REFERENCE NO. EH-123		
NOTE Unit Costs are an Average of Total Units				TOTAL UNITS 106		
<u>DEPARTMENT</u>	<u>POSITION</u>	<u>TYPE</u>	<u>UNIT TIME</u>	<u>UNIT COST</u>	<u>ANN. UNITS</u>	<u>TOTAL COST</u>
FOOD PROGRAM	CLERK TYPIST III	Dairy	0.11	\$10.23	75	\$767
FOOD PROGRAM	ADMIN ANALYST III	Dairy	0.25	\$41.64	75	\$3,123
FOOD PROGRAM	ENVIRN HLTH SPEC II	Dairy	2.50	\$300.08	75	\$22,506
FOOD PROGRAM	ENVIRN HLTH SPEC III	Dairy	0.50	\$61.25	75	\$4,594
FOOD PROGRAM	ENVIRN HLTH SPEC IV	Dairy	0.17	\$25.92	75	\$1,944
FOOD PROGRAM		Lab Costs	0.00	\$88.33	75	\$6,625
		TYPE SUBTOTAL	3.53	\$527.45		\$39,559
FOOD PROGRAM	ENVIRN HLTH SPEC II	Dairy - Add'l Mach.	0.50	\$60.02	1	\$60
FOOD PROGRAM		Lab Costs	0.00	\$88.33	1	\$88
		TYPE SUBTOTAL	0.50	\$148.35		\$148
FOOD PROGRAM	CLERK TYPIST III	Non-Dairy	0.11	\$10.23	22	\$225
FOOD PROGRAM	ADMIN ANALYST III	Non-Dairy	0.25	\$41.64	22	\$916
FOOD PROGRAM	ENVIRN HLTH SPEC II	Non-Dairy	2.50	\$300.08	22	\$6,602
FOOD PROGRAM	ENVIRN HLTH SPEC III	Non-Dairy	0.50	\$61.25	22	\$1,348
FOOD PROGRAM	ENVIRN HLTH SPEC IV	Non-Dairy	0.17	\$25.92	22	\$570
FOOD PROGRAM		Lab Costs	0.00	\$88.33	22	\$1,943
		TYPE SUBTOTAL	3.53	\$527.45		\$11,604
FOOD PROGRAM	ENVIRN HLTH SPEC II	Non-Dairy-Add Mach.	0.50	\$60.02	1	\$60
FOOD PROGRAM		Lab Costs	0.00	\$88.33	1	\$88
		TYPE SUBTOTAL	0.50	\$148.35		\$148
FOOD PROGRAM	CLERK TYPIST III	Yogurt	0.11	\$10.23	9	\$92
FOOD PROGRAM	ADMIN ANALYST III	Yogurt	0.25	\$41.64	9	\$375
FOOD PROGRAM	ENVIRN HLTH SPEC II	Yogurt	3.50	\$420.11	9	\$3,781
FOOD PROGRAM	ENVIRN HLTH SPEC III	Yogurt	0.50	\$61.25	9	\$551
FOOD PROGRAM	ENVIRN HLTH SPEC IV	Yogurt	0.25	\$38.11	9	\$343
FOOD PROGRAM		Lab Costs	0.00	\$150.83	9	\$1,357

THIS PAGE
INTENTIONALLY BLANK

The costs shown on the facing page are
a continued listing of costs listed on
the page immediately preceding.

**CITY OF LONG BEACH
COST DETAIL WORKSHEET
FY 2021-2022**

SERVICE SOFT SERVE ICE CREAM/FROZEN YOGURT				REFERENCE NO. EH-123		
NOTE Unit Costs are an Average of Total Units				TOTAL UNITS 106		
<u>DEPARTMENT</u>	<u>POSITION</u>	<u>TYPE</u>	<u>UNIT TIME</u>	<u>UNIT COST</u>	<u>ANN. UNITS</u>	<u>TOTAL COST</u>
		TYPE SUBTOTAL	4.61	\$722.17		\$6,500
FOOD PROGRAM	ENVIRN HLTH SPEC II	Yogurt - Add Mach.	0.50	\$60.02	1	\$60
FOOD PROGRAM		Lab Costs	0.00	\$150.83	1	\$151
		TYPE SUBTOTAL	0.50	\$210.85		\$211
TOTALS			13.17	\$548.77		\$58,170

CITY OF LONG BEACH
REVENUE AND COST SUMMARY WORKSHEET
FY 2021-2022

SERVICE SOFT SERVE STATE LICENSE SURCHARGE		REFERENCE NO. EH-123A	
PRIMARY DEPARTMENT FOOD	UNIT OF SERVICE PERMIT	SERVICE RECIPIENT	
DESCRIPTION OF SERVICE State surcharge for soft serve ice cream or yogurt.			
CURRENT FEE STRUCTURE \$51.30 per permit			
<u>REVENUE AND COST COMPARISON</u>			
UNIT REVENUE: \$0.00		TOTAL REVENUE: \$0	
UNIT COST: \$0.00		TOTAL COST: \$0	
UNIT PROFIT (SUBSIDY): \$0.00		TOTAL PROFIT (SUBSIDY): \$0	
TOTAL UNITS: 1		PCT. COST RECOVERY: 0.00%	
SUGGESTED FEE FOR COST RECOVERY OF: 100% \$51.30 per permit			

**CITY OF LONG BEACH
COST DETAIL WORKSHEET
FY 2021-2022**

SERVICE SOFT SERVE STATE LICENSE SURCHARGE				REFERENCE NO. EH-123A		
NOTE Unit Costs are an Average of Total Units				TOTAL UNITS <div style="text-align: right;">1</div>		
<u>DEPARTMENT</u>	<u>POSITION</u>	<u>TYPE</u>	<u>UNIT TIME</u>	<u>UNIT COST</u>	<u>ANN. UNITS</u>	<u>TOTAL COST</u>
			0.00	\$0.00	0	\$0
		TYPE SUBTOTAL	0.00	\$0.00		\$0
TOTALS			0.00	\$0.00		\$0

CITY OF LONG BEACH
REVENUE AND COST SUMMARY WORKSHEET
FY 2021-2022

SERVICE SHARED FOOD FACILITY OWNER/OPERATOR		REFERENCE NO. EH-124	
PRIMARY DEPARTMENT EH-FOOD	UNIT OF SERVICE PERMIT	SERVICE RECIPIENT 3710,3711	
DESCRIPTION OF SERVICE Business owner charged for Annual Health Permit			
CURRENT FEE STRUCTURE 1-9,999 sq. ft - \$2,304 per annual permit 10,000+ sq. ft. - \$2,823 per annual permit			
<u>REVENUE AND COST COMPARISON</u>			
UNIT REVENUE: \$2,563.50		TOTAL REVENUE: \$5,127	
UNIT COST: \$2,861.50		TOTAL COST: \$5,723	
UNIT PROFIT (SUBSIDY): \$(298.00)		TOTAL PROFIT (SUBSIDY): \$(596)	
TOTAL UNITS: 2		PCT. COST RECOVERY: 89.59%	
SUGGESTED FEE FOR COST RECOVERY OF: 100% 1-9,999 sq. ft - \$2,530 per annual permit 10,000+ sq. ft. - \$3,195 per annual permit			

**CITY OF LONG BEACH
COST DETAIL WORKSHEET
FY 2021-2022**

SERVICE SHARED FOOD FACILITY OWNER/OPERATOR				REFERENCE NO. EH-124		
NOTE Unit Costs are an Average of Total Units				TOTAL UNITS 2		
DEPARTMENT	POSITION	TYPE	UNIT TIME	UNIT COST	ANN. UNITS	TOTAL COST
FOOD PROGRAM	MGR-ENVIRON HEALTH	1-9,999 Sq Ft	0.05	\$10.58	1	\$11
FOOD PROGRAM	CLERK TYPIST III	1-9,999 Sq Ft	0.33	\$30.70	1	\$31
FOOD PROGRAM	ADMIN ANALYST III	1-9,999 Sq Ft	0.05	\$8.33	1	\$8
FOOD PROGRAM	ENVIRN HLTH SPEC II	1-9,999 SQ FT	12.00	\$1,440.36	1	\$1,440
FOOD PROGRAM	ENVIRN HLTH SPEC III	1-9,999 Sq Ft	6.00	\$735.00	1	\$735
FOOD PROGRAM	ENVIRN HLTH SPEC IV	1-9,999 Sq Ft	2.00	\$304.90	1	\$305
TYPE SUBTOTAL			20.43	\$2,529.87		\$2,530
FOOD PROGRAM	MGR-ENVIRON HEALTH	10,000+ Sq Ft	0.10	\$21.15	1	\$21
FOOD PROGRAM	CLERK TYPIST III	10,000+ Sq Ft	0.40	\$37.21	1	\$37
FOOD PROGRAM	ADMIN ANALYST III	10,000+ Sq Ft	0.10	\$16.66	1	\$17
FOOD PROGRAM	ENVIRN HLTH SPEC II	10,000+ SQ FT	14.00	\$1,680.42	1	\$1,680
FOOD PROGRAM	ENVIRN HLTH SPEC III	10,000+ Sq Ft	8.00	\$980.00	1	\$980
FOOD PROGRAM	ENVIRN HLTH SPEC IV	10,000 Sq Ft	3.00	\$457.35	1	\$457
TYPE SUBTOTAL			25.60	\$3,192.79		\$3,193
TOTALS			46.03	\$2,861.50		\$5,723

**CITY OF LONG BEACH
REVENUE AND COST SUMMARY WORKSHEET
FY 2021-2022**

SERVICE SHARED FOOD FACILITY TENANT		REFERENCE NO. EH-125	
PRIMARY DEPARTMENT EH-FOOD	UNIT OF SERVICE PERMIT	SERVICE RECIPIENT 3712	
DESCRIPTION OF SERVICE Tenant charged for Annual Health Permit			
CURRENT FEE STRUCTURE \$159 per annual permit			
<u>REVENUE AND COST COMPARISON</u>			
UNIT REVENUE:	\$159.00	TOTAL REVENUE:	\$3,975
UNIT COST:	\$406.88	TOTAL COST:	\$10,172
UNIT PROFIT (SUBSIDY):	<div style="border-top: 1px solid black; border-bottom: 3px double black;"> \$(247.88) </div>	TOTAL PROFIT (SUBSIDY):	<div style="border-top: 1px solid black; border-bottom: 3px double black;"> \$(6,197) </div>
TOTAL UNITS:	25	PCT. COST RECOVERY:	39.08%
SUGGESTED FEE FOR COST RECOVERY OF: 100% \$405 per annual permit			

**CITY OF LONG BEACH
COST DETAIL WORKSHEET
FY 2021-2022**

SERVICE SHARED FOOD FACILITY TENANT				REFERENCE NO. EH-125		
NOTE Unit Costs are an Average of Total Units				TOTAL UNITS 25		
<u>DEPARTMENT</u>	<u>POSITION</u>	<u>TYPE</u>	<u>UNIT TIME</u>	<u>UNIT COST</u>	<u>ANN. UNITS</u>	<u>TOTAL COST</u>
FOOD PROGRAM	MGR-ENVIRON HEALTH		0.17	\$35.96	25	\$899
FOOD PROGRAM	CLERK TYPIST III		0.22	\$20.46	25	\$512
FOOD PROGRAM	ADMIN ANALYST III		0.25	\$41.64	25	\$1,041
FOOD PROGRAM	ENVIRN HLTH SPEC II		2.00	\$240.06	25	\$6,002
FOOD PROGRAM	ENVIRN HLTH SPEC III		0.25	\$30.63	25	\$766
FOOD PROGRAM	ENVIRN HLTH SPEC IV		0.25	\$38.11	25	\$953
		TYPE SUBTOTAL	3.14	\$406.86		\$10,172
TOTALS			3.14	\$406.88		\$10,172

CITY OF LONG BEACH
REVENUE AND COST SUMMARY WORKSHEET
FY 2021-2022

SERVICE CERTIFIED FARMER'S MARKET STAND		REFERENCE NO. EH-127	
PRIMARY DEPARTMENT EH-FOOD	UNIT OF SERVICE PERMIT	SERVICE RECIPIENT 1013,1014,1015	
DESCRIPTION OF SERVICE Business Owner Charged for Annual Health Permit			
CURRENT FEE STRUCTURE 1-20 certified producers - \$483 per annual permit 21-35 certified producers - \$843 per annual permit 36+ certified producers - \$1,385 per annual permit			
<u>REVENUE AND COST COMPARISON</u>			
UNIT REVENUE: \$588.17		TOTAL REVENUE: \$7,058	
UNIT COST: \$606.42		TOTAL COST: \$7,277	
UNIT PROFIT (SUBSIDY): \$(18.25)		TOTAL PROFIT (SUBSIDY): \$(219)	
TOTAL UNITS: 12		PCT. COST RECOVERY: 96.99%	
SUGGESTED FEE FOR COST RECOVERY OF: 100% 1-20 certified producers - \$575 per annual permit 21-35 certified producers - \$725 per annual permit 36+ certified producers - \$815 per annual permit			

**CITY OF LONG BEACH
COST DETAIL WORKSHEET
FY 2021-2022**

SERVICE CERTIFIED FARMER'S MARKET STAND				REFERENCE NO. EH-127		
NOTE Unit Costs are an Average of Total Units				TOTAL UNITS 12		
<u>DEPARTMENT</u>	<u>POSITION</u>	<u>TYPE</u>	<u>UNIT TIME</u>	<u>UNIT COST</u>	<u>ANN. UNITS</u>	<u>TOTAL COST</u>
FOOD PROGRAM	CLERK TYPIST III	1-20 Producers	0.25	\$23.26	10	\$233
FOOD PROGRAM	ENVIRN HLTH SPEC II	1-20 Producers	3.25	\$390.10	10	\$3,901
FOOD PROGRAM	ENVIRN HLTH SPEC III	1-20 Producers	1.00	\$122.50	10	\$1,225
FOOD PROGRAM	ENVIRN HLTH SPEC IV	1-20 Producers	0.25	\$38.11	10	\$381
		TYPE SUBTOTAL	4.75	\$573.97		\$5,740
FOOD PROGRAM	CLERK TYPIST III	21-35 Producers	0.25	\$23.26	1	\$23
FOOD PROGRAM	ENVIRN HLTH SPEC II	21-35 Producers	4.50	\$540.14	1	\$540
FOOD PROGRAM	ENVIRN HLTH SPEC III	21-35 Producers	1.00	\$122.50	1	\$123
FOOD PROGRAM	ENVIRN HLTH SPEC IV	21-35 Producers	0.25	\$38.11	1	\$38
		TYPE SUBTOTAL	6.00	\$724.01		\$724
FOOD PROGRAM	CLERK TYPIST III	36+ Producers	0.25	\$23.26	1	\$23
FOOD PROGRAM	ENVIRN HLTH SPEC II	36+ Producers	5.24	\$628.96	1	\$629
FOOD PROGRAM	ENVIRN HLTH SPEC III	36+ Producers	1.00	\$122.50	1	\$123
FOOD PROGRAM	ENVIRN HLTH SPEC IV	36+ Producers	0.25	\$38.11	1	\$38
		TYPE SUBTOTAL	6.74	\$812.83		\$813
TOTALS			17.49	\$606.42		\$7,277

CITY OF LONG BEACH
REVENUE AND COST SUMMARY WORKSHEET
FY 2021-2022

SERVICE FOOD PC - RESTAURANT		REFERENCE NO. EH-128	
PRIMARY DEPARTMENT EH-FOOD	UNIT OF SERVICE PLAN	SERVICE RECIPIENT 1103,1104,1105	
DESCRIPTION OF SERVICE Fee Charged by Health Department for Plan Review on New and Remodeled Food Facilities			
CURRENT FEE STRUCTURE 0-60 seats - \$1,414 per plan 61-200 seats - \$2,160 per plan 201+ seats - \$2,510 per plan			
<u>REVENUE AND COST COMPARISON</u>			
UNIT REVENUE: \$2,028.00		TOTAL REVENUE: \$6,084	
UNIT COST: \$2,660.67		TOTAL COST: \$7,982	
UNIT PROFIT (SUBSIDY): \$(632.67)		TOTAL PROFIT (SUBSIDY): \$(1,898)	
TOTAL UNITS: 3		PCT. COST RECOVERY: 76.22%	
SUGGESTED FEE FOR COST RECOVERY OF: 100% RC1: 0-60 seats - \$1,414 per plan 61-200 seats - \$2,160 per plan 201+ seats - \$2,510 per plan RC2: 0-60 seats - \$2,415 per plan 61-200 seats - \$2,660 per plan 201+ seats - \$2,905 per plan			

**CITY OF LONG BEACH
COST DETAIL WORKSHEET
FY 2021-2022**

SERVICE FOOD PC - RESTAURANT				REFERENCE NO. EH-128		
NOTE Unit Costs are an Average of Total Units				TOTAL UNITS 3		
DEPARTMENT	POSITION	TYPE	UNIT TIME	UNIT COST	ANN. UNITS	TOTAL COST
FOOD PROGRAM	MGR-ENVIRON HEALTH	0-60 Seats	0.10	\$21.15	1	\$21
FOOD PROGRAM	CLERK TYPIST III	0-60 Seats	0.22	\$20.46	1	\$20
FOOD PROGRAM	ADMIN ANALYST III	0-60 Seats	0.10	\$16.66	1	\$17
FOOD PROGRAM	ENVIRN HLTH SPEC III	0-60 Seats	18.00	\$2,205.00	1	\$2,205
FOOD PROGRAM	ENVIRN HLTH SPEC IV	0-60 Seats	1.00	\$152.45	1	\$152
TYPE SUBTOTAL			19.42	\$2,415.72		\$2,416
FOOD PROGRAM	MGR-ENVIRON HEALTH	61-200 Seats	0.10	\$21.15	1	\$21
FOOD PROGRAM	CLERK TYPIST III	61-200 Seats	0.22	\$20.46	1	\$20
FOOD PROGRAM	ADMIN ANALYST III	61-200 Seats	0.10	\$16.66	1	\$17
FOOD PROGRAM	ENVIRN HLTH SPEC III	61-200 Seats	20.00	\$2,450.00	1	\$2,450
FOOD PROGRAM	ENVIRN HLTH SPEC IV	61-200 Seats	1.00	\$152.45	1	\$152
TYPE SUBTOTAL			21.42	\$2,660.72		\$2,661
FOOD PROGRAM	MGR-ENVIRON HEALTH	201+ Seats	0.10	\$21.15	1	\$21
FOOD PROGRAM	CLERK TYPIST III	201+ Seats	0.22	\$20.46	1	\$20
FOOD PROGRAM	ADMIN ANALYST III	201+ Seats	0.10	\$16.66	1	\$17
FOOD PROGRAM	ENVIRN HLTH SPEC III	201+ Seats	22.00	\$2,695.00	1	\$2,695
FOOD PROGRAM	ENVIRN HLTH SPEC IV	201+ Seats	1.00	\$152.45	1	\$152
TYPE SUBTOTAL			23.42	\$2,905.72		\$2,906
TOTALS			64.26	\$2,660.67		\$7,982

CITY OF LONG BEACH
REVENUE AND COST SUMMARY WORKSHEET
FY 2021-2022

SERVICE FOOD PC - RESTAURANT MINOR REMODEL		REFERENCE NO. EH-129	
PRIMARY DEPARTMENT EH-FOOD	UNIT OF SERVICE PLAN	SERVICE RECIPIENT 1106	
DESCRIPTION OF SERVICE Fee Charged by Health Department for Plan Review on New and Remodeled Food Facilities			
CURRENT FEE STRUCTURE 50% of appropriate fee per plan			
<u>REVENUE AND COST COMPARISON</u>			
UNIT REVENUE: \$0.00		TOTAL REVENUE: \$0	
UNIT COST: \$158.00		TOTAL COST: \$158	
UNIT PROFIT (SUBSIDY): \$(158.00)		TOTAL PROFIT (SUBSIDY): \$(158)	
TOTAL UNITS: 1		PCT. COST RECOVERY: 0.00%	
SUGGESTED FEE FOR COST RECOVERY OF: 100% 50% of appropriate fee per plan			

**CITY OF LONG BEACH
COST DETAIL WORKSHEET
FY 2021-2022**

SERVICE FOOD PC - RESTAURANT MINOR REMODEL				REFERENCE NO. EH-129		
NOTE Unit Costs are an Average of Total Units				TOTAL UNITS 1		
<u>DEPARTMENT</u>	<u>POSITION</u>	<u>TYPE</u>	<u>UNIT TIME</u>	<u>UNIT COST</u>	<u>ANN. UNITS</u>	<u>TOTAL COST</u>
FOOD PROGRAM	MGR-ENVIRON HEALTH		0.10	\$21.15	1	\$21
FOOD PROGRAM	CLERK TYPIST III		0.22	\$20.46	1	\$20
FOOD PROGRAM	ADMIN ANALYST III		0.10	\$16.66	1	\$17
FOOD PROGRAM	ENVIRN HLTH SPEC III		0.50	\$61.25	1	\$61
FOOD PROGRAM	ENVIRN HLTH SPEC IV		0.25	\$38.11	1	\$38
		TYPE SUBTOTAL	1.17	\$157.63		\$158
TOTALS			1.17	\$158.00		\$158

CITY OF LONG BEACH
REVENUE AND COST SUMMARY WORKSHEET
FY 2021-2022

SERVICE FOOD PC - REST VERY LIMITED REMODEL		REFERENCE NO. EH-130	
PRIMARY DEPARTMENT EH-FOOD	UNIT OF SERVICE PLAN	SERVICE RECIPIENT 1107	
DESCRIPTION OF SERVICE Remodel requiring very limited plan check			
CURRENT FEE STRUCTURE 25% of appropriate fee per plan			
<u>REVENUE AND COST COMPARISON</u>			
UNIT REVENUE: \$0.00		TOTAL REVENUE: \$0	
UNIT COST: \$127.00		TOTAL COST: \$127	
UNIT PROFIT (SUBSIDY): \$(127.00)		TOTAL PROFIT (SUBSIDY): \$(127)	
TOTAL UNITS: 1		PCT. COST RECOVERY: 0.00%	
SUGGESTED FEE FOR COST RECOVERY OF: 100% 25% of appropriate fee per plan			

**CITY OF LONG BEACH
COST DETAIL WORKSHEET
FY 2021-2022**

SERVICE FOOD PC - REST VERY LIMITED REMODEL				REFERENCE NO. EH-130		
NOTE Unit Costs are an Average of Total Units				TOTAL UNITS 1		
<u>DEPARTMENT</u>	<u>POSITION</u>	<u>TYPE</u>	<u>UNIT TIME</u>	<u>UNIT COST</u>	<u>ANN. UNITS</u>	<u>TOTAL COST</u>
FOOD PROGRAM	MGR-ENVIRON HEALTH		0.10	\$21.15	1	\$21
FOOD PROGRAM	CLERK TYPIST III		0.22	\$20.46	1	\$20
FOOD PROGRAM	ADMIN ANALYST III		0.10	\$16.66	1	\$17
FOOD PROGRAM	ENVIRN HLTH SPEC III		0.25	\$30.63	1	\$31
FOOD PROGRAM	ENVIRN HLTH SPEC IV		0.25	\$38.11	1	\$38
		TYPE SUBTOTAL	0.92	\$127.01		\$127
TOTALS			0.92	\$127.00		\$127

**CITY OF LONG BEACH
REVENUE AND COST SUMMARY WORKSHEET
FY 2021-2022**

SERVICE FOOD PC - FOOD MARKET RETAIL		REFERENCE NO. EH-131	
PRIMARY DEPARTMENT EH-FOOD	UNIT OF SERVICE PLAN	SERVICE RECIPIENT 1108,1109,1110,1111	
DESCRIPTION OF SERVICE Fee Charged by Health Department for Plan Review on New and Remodeled Food Facilities			
CURRENT FEE STRUCTURE 10-50 sq. ft. - \$550 per plan 51-1,999 sq. ft. - \$1,125 per plan 2,000-5,999 sq. ft. - \$1,525 per plan 6,000+ sq. ft. - \$1,720 per plan			
<u>REVENUE AND COST COMPARISON</u>			
UNIT REVENUE: \$1,230.00		TOTAL REVENUE: \$4,920	
UNIT COST: \$1,420.75		TOTAL COST: \$5,683	
UNIT PROFIT (SUBSIDY): \$(190.75)		TOTAL PROFIT (SUBSIDY): \$(763)	
TOTAL UNITS: 4		PCT. COST RECOVERY: 86.57%	
SUGGESTED FEE FOR COST RECOVERY OF: 100% 10-50 sq. ft. - \$750 per plan 51-1,999 sq. ft. - \$1,240 per plan 2,000-5,999 sq. ft. - \$1,605 per plan 6,000+ sq. ft. - \$2,095 per plan			

**CITY OF LONG BEACH
COST DETAIL WORKSHEET
FY 2021-2022**

SERVICE FOOD PC - FOOD MARKET RETAIL				REFERENCE NO. EH-131		
NOTE Unit Costs are an Average of Total Units				TOTAL UNITS 4		
DEPARTMENT	POSITION	TYPE	UNIT TIME	UNIT COST	ANN. UNITS	TOTAL COST
FOOD PROGRAM	MGR-ENVIRON HEALTH	10-50 Sq Ft	0.10	\$21.15	1	\$21
FOOD PROGRAM	CLERK TYPIST III	10-50 Sq Ft	0.22	\$20.46	1	\$20
FOOD PROGRAM	ADMIN ANALYST III	10-50 Sq Ft	0.10	\$16.66	1	\$17
FOOD PROGRAM	ENVIRN HLTH SPEC III	10-50 Sq Ft	5.00	\$612.50	1	\$613
FOOD PROGRAM	ENVIRN HLTH SPEC IV	10-50 Sq Ft	0.50	\$76.23	1	\$76
		TYPE SUBTOTAL	5.92	\$747.00		\$747
FOOD PROGRAM	MGR-ENVIRON HEALTH	51-1,999 Sq Ft	0.10	\$21.15	1	\$21
FOOD PROGRAM	CLERK TYPIST III	51-1,999 Sq Ft	0.22	\$20.46	1	\$20
FOOD PROGRAM	ADMIN ANALYST III	51-1,999 Sq Ft	0.10	\$16.66	1	\$17
FOOD PROGRAM	ENVIRN HLTH SPEC III	51-1,999 Sq Ft	9.00	\$1,102.50	1	\$1,103
FOOD PROGRAM	ENVIRN HLTH SPEC IV	51-1,999 Sq Ft	0.50	\$76.23	1	\$76
		TYPE SUBTOTAL	9.92	\$1,237.00		\$1,237
FOOD PROGRAM	MGR-ENVIRON HEALTH	2,000-5,999 Sq Ft	0.10	\$21.15	1	\$21
FOOD PROGRAM	CLERK TYPIST III	2,000-5,999 Sq Ft	0.22	\$20.46	1	\$20
FOOD PROGRAM	ADMIN ANALYST III	2,000-5,999 Sq Ft	0.10	\$16.66	1	\$17
FOOD PROGRAM	ENVIRN HLTH SPEC III	2,000-5,999 Sq Ft	12.00	\$1,470.00	1	\$1,470
FOOD PROGRAM	ENVIRN HLTH SPEC IV	2,000-5,999 Sq Ft	0.50	\$76.23	1	\$76
		TYPE SUBTOTAL	12.92	\$1,604.50		\$1,605
FOOD PROGRAM	MGR-ENVIRON HEALTH	6,000+ Sq Ft	0.10	\$21.15	1	\$21
FOOD PROGRAM	CLERK TYPIST III	6,000+ Sq Ft	0.22	\$20.46	1	\$20
FOOD PROGRAM	ADMIN ANALYST III	6,000+ Sq Ft	0.10	\$16.66	1	\$17
FOOD PROGRAM	ENVIRN HLTH SPEC III	6,000+ Sq Ft	16.00	\$1,960.00	1	\$1,960
FOOD PROGRAM	ENVIRN HLTH SPEC IV	6,000+ Sq Ft	0.50	\$76.23	1	\$76
		TYPE SUBTOTAL	16.92	\$2,094.50		\$2,095
TOTALS			45.68	\$1,420.75		\$5,683

CITY OF LONG BEACH
REVENUE AND COST SUMMARY WORKSHEET
FY 2021-2022

SERVICE FOOD PC - FOOD MKT RETAIL MIN REMOD		REFERENCE NO. EH-132	
PRIMARY DEPARTMENT EH-FOOD	UNIT OF SERVICE PLAN	SERVICE RECIPIENT 1112	
DESCRIPTION OF SERVICE Fee Charged by Health Department for Plan Review on New and Remodeled Food Facilities			
CURRENT FEE STRUCTURE 50% of appropriate fee per plan			
<u>REVENUE AND COST COMPARISON</u>			
UNIT REVENUE: \$0.00		TOTAL REVENUE: \$0	
UNIT COST: \$0.00		TOTAL COST: \$0	
UNIT PROFIT (SUBSIDY): \$0.00		TOTAL PROFIT (SUBSIDY): \$0	
TOTAL UNITS: 1		PCT. COST RECOVERY: 0.00%	
SUGGESTED FEE FOR COST RECOVERY OF: 100% 50% of appropriate fee per plan			

**CITY OF LONG BEACH
COST DETAIL WORKSHEET
FY 2021-2022**

SERVICE FOOD PC - FOOD MKT RETAIL MIN REMOD				REFERENCE NO. EH-132		
NOTE Unit Costs are an Average of Total Units				TOTAL UNITS <div style="text-align: right;">1</div>		
<u>DEPARTMENT</u>	<u>POSITION</u>	<u>TYPE</u>	<u>UNIT TIME</u>	<u>UNIT COST</u>	<u>ANN. UNITS</u>	<u>TOTAL COST</u>
			0.00	\$0.00	0	\$0
		TYPE SUBTOTAL	0.00	\$0.00		\$0
TOTALS			0.00	\$0.00		\$0

CITY OF LONG BEACH
REVENUE AND COST SUMMARY WORKSHEET
FY 2021-2022

SERVICE FOOD PC - FOOD PROCESS/SHARED FAC		REFERENCE NO. EH-133	
PRIMARY DEPARTMENT EH-FOOD	UNIT OF SERVICE PLAN	SERVICE RECIPIENT 1113,1114,1115	
DESCRIPTION OF SERVICE Fee Charged by Health Department for Plan Review on New and Remodeled Food Processor or Shared Food Facilities			
CURRENT FEE STRUCTURE 1-1,999 sq. ft. - \$1,075 per plan 2,000-5,999 sq. ft. - \$1,670 per plan 6,000+ sq. ft. - \$1,970 per plan			
<u>REVENUE AND COST COMPARISON</u>			
UNIT REVENUE: \$1,571.67		TOTAL REVENUE: \$4,715	
UNIT COST: \$2,206.00		TOTAL COST: \$6,618	
UNIT PROFIT (SUBSIDY): \$(634.33)		TOTAL PROFIT (SUBSIDY): \$(1,903)	
TOTAL UNITS: 3		PCT. COST RECOVERY: 71.25%	
SUGGESTED FEE FOR COST RECOVERY OF: 100% 1-1,999 sq. ft. - \$1,805 per plan 2,000-5,999 sq. ft. - \$2,250 per plan 6,000+ sq. ft. - \$2,570 per plan			

**CITY OF LONG BEACH
COST DETAIL WORKSHEET
FY 2021-2022**

SERVICE FOOD PC - FOOD PROCESS/SHARED FAC				REFERENCE NO. EH-133		
NOTE Unit Costs are an Average of Total Units				TOTAL UNITS 3		
DEPARTMENT	POSITION	TYPE	UNIT TIME	UNIT COST	ANN. UNITS	TOTAL COST
FOOD PROGRAM	MGR-ENVIRON HEALTH	1-1,999 Sq Ft	0.10	\$21.15	1	\$21
FOOD PROGRAM	CLERK TYPIST III	1-1,999 Sq Ft	0.22	\$20.46	1	\$20
FOOD PROGRAM	ADMIN ANALYST III	1-1,999 Sq Ft	0.10	\$16.66	1	\$17
FOOD PROGRAM	ENVIRN HLTH SPEC III	1-1,999 Sq Ft	13.00	\$1,592.50	1	\$1,593
FOOD PROGRAM	ENVIRN HLTH SPEC IV	1-1,999 Sq Ft	1.00	\$152.45	1	\$152
TYPE SUBTOTAL			14.42	\$1,803.22		\$1,803
FOOD PROGRAM	MGR-ENVIRON HEALTH	2,000-5,999 Sq Ft	0.10	\$21.15	1	\$21
FOOD PROGRAM	CLERK TYPIST III	2,000-5,999 Sq Ft	0.22	\$20.46	1	\$20
FOOD PROGRAM	ADMIN ANALYST III	2,000-5,999 Sq Ft	0.10	\$16.66	1	\$17
FOOD PROGRAM	ENVIRN HLTH SPEC III	2,000-5,999 Sq Ft	16.00	\$1,960.00	1	\$1,960
FOOD PROGRAM	ENVIRN HLTH SPEC IV	2,000-5,999 Sq Ft	1.50	\$228.68	1	\$229
TYPE SUBTOTAL			17.92	\$2,246.95		\$2,247
FOOD PROGRAM	MGR-ENVIRON HEALTH	6,000+ Sq Ft	0.10	\$21.15	1	\$21
FOOD PROGRAM	CLERK TYPIST III	6,000+ Sq Ft	0.22	\$20.46	1	\$20
FOOD PROGRAM	ADMIN ANALYST III	6,000+ Sq Ft	0.10	\$16.66	1	\$17
FOOD PROGRAM	ENVIRN HLTH SPEC III	6,000+ Sq Ft	18.00	\$2,205.00	1	\$2,205
FOOD PROGRAM	ENVIRN HLTH SPEC IV	6,000+ Sq Ft	2.00	\$304.90	1	\$305
TYPE SUBTOTAL			20.42	\$2,568.17		\$2,568
TOTALS			52.76	\$2,206.00		\$6,618

CITY OF LONG BEACH
REVENUE AND COST SUMMARY WORKSHEET
FY 2021-2022

SERVICE FOOD PC - FOOD PROC/SFF MINOR REMOD		REFERENCE NO. EH-134	
PRIMARY DEPARTMENT EH-FOOD	UNIT OF SERVICE PLAN	SERVICE RECIPIENT 1116	
DESCRIPTION OF SERVICE Fee charged to review plans for minor remodel of food processor or shared food facility.			
CURRENT FEE STRUCTURE 50% of appropriate fee per plan			
<u>REVENUE AND COST COMPARISON</u>			
UNIT REVENUE:	\$0.00	TOTAL REVENUE:	\$0
UNIT COST:	\$0.00	TOTAL COST:	\$0
UNIT PROFIT (SUBSIDY):	<div style="border-top: 1px solid black; border-bottom: 3px double black;"> \$0.00 </div>	TOTAL PROFIT (SUBSIDY):	<div style="border-top: 1px solid black; border-bottom: 3px double black;"> \$0 </div>
TOTAL UNITS:	1	PCT. COST RECOVERY:	0.00%
SUGGESTED FEE FOR COST RECOVERY OF: 100% 50% of appropriate fee per plan			

**CITY OF LONG BEACH
COST DETAIL WORKSHEET
FY 2021-2022**

SERVICE FOOD PC - FOOD PROC/SFF MINOR REMOD				REFERENCE NO. EH-134		
NOTE Unit Costs are an Average of Total Units				TOTAL UNITS <div style="text-align: right;">1</div>		
<u>DEPARTMENT</u>	<u>POSITION</u>	<u>TYPE</u>	<u>UNIT TIME</u>	<u>UNIT COST</u>	<u>ANN. UNITS</u>	<u>TOTAL COST</u>
			0.00	\$0.00	0	\$0
		TYPE SUBTOTAL	0.00	\$0.00		\$0
TOTALS			0.00	\$0.00		\$0

CITY OF LONG BEACH
REVENUE AND COST SUMMARY WORKSHEET
FY 2021-2022

SERVICE FOOD PC - MISCELLANEOUS		REFERENCE NO. EH-135	
PRIMARY DEPARTMENT EH-FOOD	UNIT OF SERVICE PLAN	SERVICE RECIPIENT 1127	
DESCRIPTION OF SERVICE Consultation only /No plans submitted			
CURRENT FEE STRUCTURE \$72 per hour			
<u>REVENUE AND COST COMPARISON</u>			
UNIT REVENUE: \$72.00		TOTAL REVENUE: \$72	
UNIT COST: \$368.00		TOTAL COST: \$368	
UNIT PROFIT (SUBSIDY): \$(296.00)		TOTAL PROFIT (SUBSIDY): \$(296)	
TOTAL UNITS: 1		PCT. COST RECOVERY: 19.57%	
SUGGESTED FEE FOR COST RECOVERY OF: 100% Charge the fully allocated hourly rates for all personnel involved plus any outside costs			

**CITY OF LONG BEACH
COST DETAIL WORKSHEET
FY 2021-2022**

SERVICE FOOD PC - MISCELLANEOUS				REFERENCE NO. EH-135		
NOTE Unit Costs are an Average of Total Units				TOTAL UNITS 1		
<u>DEPARTMENT</u>	<u>POSITION</u>	<u>TYPE</u>	<u>UNIT TIME</u>	<u>UNIT COST</u>	<u>ANN. UNITS</u>	<u>TOTAL COST</u>
FOOD PROGRAM	CLERK TYPIST III		0.50	\$46.51	1	\$47
FOOD PROGRAM	ENVIRN HLTH SPEC III		2.00	\$245.00	1	\$245
FOOD PROGRAM	ENVIRN HLTH SPEC IV		0.50	\$76.23	1	\$76
		TYPE SUBTOTAL	3.00	\$367.74		\$368
TOTALS			3.00	\$368.00		\$368

CITY OF LONG BEACH
REVENUE AND COST SUMMARY WORKSHEET
FY 2021-2022

SERVICE MOBILE FOOD FACILITY PC - RC1		REFERENCE NO. EH-136	
PRIMARY DEPARTMENT EH-FOOD	UNIT OF SERVICE PLAN	SERVICE RECIPIENT 2736	
DESCRIPTION OF SERVICE Fee charged to mobile food facilities serving packaged non-perishable food (RC1), such as candies, chips, and chocolate.			
CURRENT FEE STRUCTURE \$250 per plan			
<u>REVENUE AND COST COMPARISON</u>			
UNIT REVENUE: \$250.00		TOTAL REVENUE: \$250	
UNIT COST: \$1,076.00		TOTAL COST: \$1,076	
UNIT PROFIT (SUBSIDY): \$(826.00)		TOTAL PROFIT (SUBSIDY): \$(826)	
TOTAL UNITS: 1		PCT. COST RECOVERY: 23.23%	
SUGGESTED FEE FOR COST RECOVERY OF: 23% \$250 per plan			

**CITY OF LONG BEACH
COST DETAIL WORKSHEET
FY 2021-2022**

SERVICE MOBILE FOOD FACILITY PC - RC1				REFERENCE NO. EH-136		
NOTE Unit Costs are an Average of Total Units				TOTAL UNITS 1		
<u>DEPARTMENT</u>	<u>POSITION</u>	<u>TYPE</u>	<u>UNIT TIME</u>	<u>UNIT COST</u>	<u>ANN. UNITS</u>	<u>TOTAL COST</u>
FOOD PROGRAM	MGR-ENVIRON HEALTH		0.10	\$21.15	1	\$21
FOOD PROGRAM	CLERK TYPIST III		0.22	\$20.46	1	\$20
FOOD PROGRAM	ADMIN ANALYST III		0.10	\$16.66	1	\$17
FOOD PROGRAM	ENVIRN HLTH SPEC III		8.00	\$980.00	1	\$980
FOOD PROGRAM	ENVIRN HLTH SPEC IV		0.25	\$38.11	1	\$38
		TYPE SUBTOTAL	8.67	\$1,076.38		\$1,076
TOTALS			8.67	\$1,076.00		\$1,076

**CITY OF LONG BEACH
REVENUE AND COST SUMMARY WORKSHEET
FY 2021-2022**

SERVICE MOBILE FOOD FACILITY PC - RC4		REFERENCE NO. EH-137	
PRIMARY DEPARTMENT EH-FOOD	UNIT OF SERVICE PLAN	SERVICE RECIPIENT	
DESCRIPTION OF SERVICE Fee charged to mobile food facilities serving unpackage perishable food (RC4), such as tacos and hamburgers.			
CURRENT FEE STRUCTURE \$1,165 per plan			
<u>REVENUE AND COST COMPARISON</u>			
UNIT REVENUE:	\$1,165.00	TOTAL REVENUE:	\$1,165
UNIT COST:	\$2,416.00	TOTAL COST:	\$2,416
UNIT PROFIT (SUBSIDY):	\$(1,251.00)	TOTAL PROFIT (SUBSIDY):	\$(1,251)
TOTAL UNITS:	1	PCT. COST RECOVERY:	48.22%
SUGGESTED FEE FOR COST RECOVERY OF: 50% \$1,165 per plan			

**CITY OF LONG BEACH
COST DETAIL WORKSHEET
FY 2021-2022**

SERVICE MOBILE FOOD FACILITY PC - RC4				REFERENCE NO. EH-137		
NOTE Unit Costs are an Average of Total Units				TOTAL UNITS 1		
<u>DEPARTMENT</u>	<u>POSITION</u>	<u>TYPE</u>	<u>UNIT TIME</u>	<u>UNIT COST</u>	<u>ANN. UNITS</u>	<u>TOTAL COST</u>
FOOD PROGRAM	MGR-ENVIRON HEALTH		0.10	\$21.15	1	\$21
FOOD PROGRAM	CLERK TYPIST III		0.22	\$20.46	1	\$20
FOOD PROGRAM	ADMIN ANALYST III		0.10	\$16.66	1	\$17
FOOD PROGRAM	ENVIRN HLTH SPEC III		18.00	\$2,205.00	1	\$2,205
FOOD PROGRAM	ENVIRN HLTH SPEC IV		1.00	\$152.45	1	\$152
		TYPE SUBTOTAL	19.42	\$2,415.72		\$2,416
TOTALS			19.42	\$2,416.00		\$2,416

CITY OF LONG BEACH
REVENUE AND COST SUMMARY WORKSHEET
FY 2021-2022

SERVICE FOOD PC - FOOD WAREHOUSE		REFERENCE NO. EH-138	
PRIMARY DEPARTMENT EH-FOOD	UNIT OF SERVICE PLAN	SERVICE RECIPIENT 1117	
DESCRIPTION OF SERVICE Fee Charged by Health Department for Plan Review on New and Remodeled Food Facilities			
CURRENT FEE STRUCTURE \$970 per plan			
<u>REVENUE AND COST COMPARISON</u>			
UNIT REVENUE: \$970.00		TOTAL REVENUE: \$970	
UNIT COST: \$1,076.00		TOTAL COST: \$1,076	
UNIT PROFIT (SUBSIDY): \$(106.00)		TOTAL PROFIT (SUBSIDY): \$(106)	
TOTAL UNITS: 1		PCT. COST RECOVERY: 90.15%	
SUGGESTED FEE FOR COST RECOVERY OF: 100% \$1,075 per plan			

**CITY OF LONG BEACH
COST DETAIL WORKSHEET
FY 2021-2022**

SERVICE FOOD PC - FOOD WAREHOUSE				REFERENCE NO. EH-138		
NOTE Unit Costs are an Average of Total Units				TOTAL UNITS 1		
<u>DEPARTMENT</u>	<u>POSITION</u>	<u>TYPE</u>	<u>UNIT TIME</u>	<u>UNIT COST</u>	<u>ANN. UNITS</u>	<u>TOTAL COST</u>
FOOD PROGRAM	MGR-ENVIRON HEALTH		0.10	\$21.15	1	\$21
FOOD PROGRAM	CLERK TYPIST III		0.22	\$20.46	1	\$20
FOOD PROGRAM	ADMIN ANALYST III		0.10	\$16.66	1	\$17
FOOD PROGRAM	ENVIRN HLTH SPEC III		8.00	\$980.00	1	\$980
FOOD PROGRAM	ENVIRN HLTH SPEC IV		0.25	\$38.11	1	\$38
		TYPE SUBTOTAL	8.67	\$1,076.38		\$1,076
TOTALS			8.67	\$1,076.00		\$1,076

CITY OF LONG BEACH
REVENUE AND COST SUMMARY WORKSHEET
FY 2021-2022

SERVICE FOOD PC - COMMISSARY		REFERENCE NO. EH-138A	
PRIMARY DEPARTMENT EH-FOOD	UNIT OF SERVICE PLAN	SERVICE RECIPIENT 1117	
DESCRIPTION OF SERVICE Fee Charged by Health Department for Plan Review on New and Remodeled Food Facilities			
CURRENT FEE STRUCTURE \$970 per plan			
<u>REVENUE AND COST COMPARISON</u>			
UNIT REVENUE:	\$970.00	TOTAL REVENUE:	\$970
UNIT COST:	\$3,623.00	TOTAL COST:	\$3,623
UNIT PROFIT (SUBSIDY):	\$(2,653.00)	TOTAL PROFIT (SUBSIDY):	\$(2,653)
TOTAL UNITS:	1	PCT. COST RECOVERY:	26.77%
SUGGESTED FEE FOR COST RECOVERY OF: 69% Prepackaged - \$970 per plan Unpackaged - \$1,555 per plan			

**CITY OF LONG BEACH
COST DETAIL WORKSHEET
FY 2021-2022**

SERVICE FOOD PC - COMMISSARY				REFERENCE NO. EH-138A		
NOTE Unit Costs are an Average of Total Units				TOTAL UNITS 1		
DEPARTMENT	POSITION	TYPE	UNIT TIME	UNIT COST	ANN. UNITS	TOTAL COST
FOOD PROGRAM	MGR-ENVIRON HEALTH	Prepackaged	0.10	\$21.15	1	\$21
FOOD PROGRAM	CLERK TYPIST III	Prepackaged	0.22	\$20.46	1	\$20
FOOD PROGRAM	ADMIN ANALYST III	Prepackaged	0.10	\$16.66	1	\$17
FOOD PROGRAM	ENVIRN HLTH SPEC III	Prepackaged	12.00	\$1,470.00	1	\$1,470
FOOD PROGRAM	ENVIRN HLTH SPEC IV	Prepackaged	0.25	\$38.11	1	\$38
TYPE SUBTOTAL			12.67	\$1,566.38		\$1,566
FOOD PROGRAM	MGR-ENVIRON HEALTH	Unpackaged	0.10	\$21.15	1	\$21
FOOD PROGRAM	CLERK TYPIST III	Unpackaged	0.22	\$20.46	1	\$20
FOOD PROGRAM	ADMIN ANALYST III	Unpackaged	0.10	\$16.66	1	\$17
FOOD PROGRAM	ENVIRN HLTH SPEC III	Unpackaged	16.00	\$1,960.00	1	\$1,960
FOOD PROGRAM	ENVIRN HLTH SPEC IV	Unpackaged	0.25	\$38.11	1	\$38
TYPE SUBTOTAL			16.67	\$2,056.38		\$2,056
TOTALS			29.34	\$3,623.00		\$3,623

CITY OF LONG BEACH
REVENUE AND COST SUMMARY WORKSHEET
FY 2021-2022

SERVICE FOOD PC - FOOD SALVAGER		REFERENCE NO. EH-139	
PRIMARY DEPARTMENT EH-FOOD	UNIT OF SERVICE PERMIT	SERVICE RECIPIENT 1119	
DESCRIPTION OF SERVICE Fee Charged by Health Department for Plan Review on New and Remodeled Food Facilities			
CURRENT FEE STRUCTURE \$965 per plan			
<u>REVENUE AND COST COMPARISON</u>			
UNIT REVENUE: \$965.00		TOTAL REVENUE: \$965	
UNIT COST: \$1,076.00		TOTAL COST: \$1,076	
UNIT PROFIT (SUBSIDY): \$(111.00)		TOTAL PROFIT (SUBSIDY): \$(111)	
TOTAL UNITS: 1		PCT. COST RECOVERY: 89.68%	
SUGGESTED FEE FOR COST RECOVERY OF: 100% \$1,075 per plan			

**CITY OF LONG BEACH
COST DETAIL WORKSHEET
FY 2021-2022**

SERVICE FOOD PC - FOOD SALVAGER				REFERENCE NO. EH-139		
NOTE Unit Costs are an Average of Total Units				TOTAL UNITS 1		
<u>DEPARTMENT</u>	<u>POSITION</u>	<u>TYPE</u>	<u>UNIT TIME</u>	<u>UNIT COST</u>	<u>ANN. UNITS</u>	<u>TOTAL COST</u>
FOOD PROGRAM	MGR-ENVIRON HEALTH		0.10	\$21.15	1	\$21
FOOD PROGRAM	CLERK TYPIST III		0.22	\$20.46	1	\$20
FOOD PROGRAM	ADMIN ANALYST III		0.10	\$16.66	1	\$17
FOOD PROGRAM	ENVIRN HLTH SPEC III		8.00	\$980.00	1	\$980
FOOD PROGRAM	ENVIRN HLTH SPEC IV		0.25	\$38.11	1	\$38
		TYPE SUBTOTAL	8.67	\$1,076.38		\$1,076
		TOTALS	8.67	\$1,076.00		\$1,076

CITY OF LONG BEACH
REVENUE AND COST SUMMARY WORKSHEET
FY 2021-2022

SERVICE MOBILE FOOD FACILITY PC - RC2-3		REFERENCE NO. EH-140	
PRIMARY DEPARTMENT EH-FOOD	UNIT OF SERVICE PLAN	SERVICE RECIPIENT 1120	
DESCRIPTION OF SERVICE Fee charged to mobile food facilities serving packaged perishable food and unpackaged non-perishable food (RC2-3), such as churros, italian ice, and popcorn.			
CURRENT FEE STRUCTURE \$445 per plan			
<u>REVENUE AND COST COMPARISON</u>			
UNIT REVENUE: \$445.00		TOTAL REVENUE: \$445	
UNIT COST: \$1,076.00		TOTAL COST: \$1,076	
UNIT PROFIT (SUBSIDY): \$(631.00)		TOTAL PROFIT (SUBSIDY): \$(631)	
TOTAL UNITS: 1		PCT. COST RECOVERY: 41.36%	
SUGGESTED FEE FOR COST RECOVERY OF: 41% \$445 per plan			

**CITY OF LONG BEACH
COST DETAIL WORKSHEET
FY 2021-2022**

SERVICE MOBILE FOOD FACILITY PC - RC2-3				REFERENCE NO. EH-140		
NOTE Unit Costs are an Average of Total Units				TOTAL UNITS 1		
<u>DEPARTMENT</u>	<u>POSITION</u>	<u>TYPE</u>	<u>UNIT TIME</u>	<u>UNIT COST</u>	<u>ANN. UNITS</u>	<u>TOTAL COST</u>
FOOD PROGRAM	MGR-ENVIRON HEALTH		0.10	\$21.15	1	\$21
FOOD PROGRAM	CLERK TYPIST III		0.22	\$20.46	1	\$20
FOOD PROGRAM	ADMIN ANALYST III		0.10	\$16.66	1	\$17
FOOD PROGRAM	ENVIRN HLTH SPEC III		8.00	\$980.00	1	\$980
FOOD PROGRAM	ENVIRN HLTH SPEC IV		0.25	\$38.11	1	\$38
		TYPE SUBTOTAL	8.67	\$1,076.38		\$1,076
TOTALS			8.67	\$1,076.00		\$1,076

CITY OF LONG BEACH
REVENUE AND COST SUMMARY WORKSHEET
FY 2021-2022

SERVICE FOOD PC - MENU CHANGE/EQUIP REVIEW		REFERENCE NO. EH-141	
PRIMARY DEPARTMENT EH-FOOD	UNIT OF SERVICE PLAN	SERVICE RECIPIENT 1126	
DESCRIPTION OF SERVICE Fee charged for equipment change review.			
CURRENT FEE STRUCTURE \$69 per plan			
<u>REVENUE AND COST COMPARISON</u>			
UNIT REVENUE: \$69.00		TOTAL REVENUE: \$69	
UNIT COST: \$464.00		TOTAL COST: \$464	
UNIT PROFIT (SUBSIDY): \$(395.00)		TOTAL PROFIT (SUBSIDY): \$(395)	
TOTAL UNITS: 1		PCT. COST RECOVERY: 14.87%	
SUGGESTED FEE FOR COST RECOVERY OF: 100% Charge 50% of appropriate fee per plan			

**CITY OF LONG BEACH
COST DETAIL WORKSHEET
FY 2021-2022**

SERVICE FOOD PC - MENU CHANGE/EQUIP REVIEW				REFERENCE NO. EH-141		
NOTE Unit Costs are an Average of Total Units				TOTAL UNITS 1		
<u>DEPARTMENT</u>	<u>POSITION</u>	<u>TYPE</u>	<u>UNIT TIME</u>	<u>UNIT COST</u>	<u>ANN. UNITS</u>	<u>TOTAL COST</u>
FOOD PROGRAM	MGR-ENVIRON HEALTH		0.10	\$21.15	1	\$21
FOOD PROGRAM	CLERK TYPIST III		0.22	\$20.46	1	\$20
FOOD PROGRAM	ADMIN ANALYST III		0.10	\$16.66	1	\$17
FOOD PROGRAM	ENVIRN HLTH SPEC III		3.00	\$367.50	1	\$368
FOOD PROGRAM	ENVIRN HLTH SPEC IV		0.25	\$38.11	1	\$38
		TYPE SUBTOTAL	3.67	\$463.88		\$464
TOTALS			3.67	\$464.00		\$464

**CITY OF LONG BEACH
REVENUE AND COST SUMMARY WORKSHEET
FY 2021-2022**

SERVICE FOOD PC - CHANGE IN FACIL RISK CAT.		REFERENCE NO. EH-142	
PRIMARY DEPARTMENT EH-FOOD	UNIT OF SERVICE PLAN	SERVICE RECIPIENT 1123	
DESCRIPTION OF SERVICE Fee charged by Health Department for reassigning a food facility into another risk category.			
CURRENT FEE STRUCTURE \$98 per plan			
<u>REVENUE AND COST COMPARISON</u>			
UNIT REVENUE:	\$0.00	TOTAL REVENUE:	\$0
UNIT COST:	\$0.00	TOTAL COST:	\$0
UNIT PROFIT (SUBSIDY):	\$0.00	TOTAL PROFIT (SUBSIDY):	\$0
TOTAL UNITS:	1	PCT. COST RECOVERY:	0.00%
SUGGESTED FEE FOR COST RECOVERY OF: 100% This fee should be removed from the fee schedule as the service is no longer provided.			

**CITY OF LONG BEACH
COST DETAIL WORKSHEET
FY 2021-2022**

SERVICE FOOD PC - CHANGE IN FACIL RISK CAT.				REFERENCE NO. EH-142		
NOTE Unit Costs are an Average of Total Units				TOTAL UNITS <div style="text-align: right;">1</div>		
<u>DEPARTMENT</u>	<u>POSITION</u>	<u>TYPE</u>	<u>UNIT TIME</u>	<u>UNIT COST</u>	<u>ANN. UNITS</u>	<u>TOTAL COST</u>
			0.00	\$0.00	0	\$0
		TYPE SUBTOTAL	0.00	\$0.00		\$0
TOTALS			0.00	\$0.00		\$0

**CITY OF LONG BEACH
REVENUE AND COST SUMMARY WORKSHEET
FY 2021-2022**

SERVICE FOOD PC - HACCP		REFERENCE NO. EH-143	
PRIMARY DEPARTMENT EH-FOOD	UNIT OF SERVICE PLAN	SERVICE RECIPIENT 1125	
DESCRIPTION OF SERVICE Fee charged for evaluating HACCP (Hazard Analysis and Critical Control Points) required processes.			
CURRENT FEE STRUCTURE \$144 per hour for 1.5 hours, then \$76 per hour			
<u>REVENUE AND COST COMPARISON</u>			
UNIT REVENUE: \$638.00		TOTAL REVENUE: \$638	
UNIT COST: \$380.00		TOTAL COST: \$380	
UNIT PROFIT (SUBSIDY): \$258.00		TOTAL PROFIT (SUBSIDY): \$258	
TOTAL UNITS: 1		PCT. COST RECOVERY: 167.89%	
SUGGESTED FEE FOR COST RECOVERY OF: 100% \$380 per review plus the fully allocated hourly rates for all personnel involved for any time over 2 hours			

**CITY OF LONG BEACH
COST DETAIL WORKSHEET
FY 2021-2022**

SERVICE FOOD PC - HACCP				REFERENCE NO. EH-143		
NOTE Unit Costs are an Average of Total Units				TOTAL UNITS 1		
<u>DEPARTMENT</u>	<u>POSITION</u>	<u>TYPE</u>	<u>UNIT TIME</u>	<u>UNIT COST</u>	<u>ANN. UNITS</u>	<u>TOTAL COST</u>
FOOD PROGRAM	MGR-ENVIRON HEALTH		0.10	\$21.15	1	\$21
FOOD PROGRAM	CLERK TYPIST III		0.22	\$20.46	1	\$20
FOOD PROGRAM	ADMIN ANALYST III		0.10	\$16.66	1	\$17
FOOD PROGRAM	ENVIRN HLTH SPEC III		2.00	\$245.00	1	\$245
FOOD PROGRAM	ENVIRN HLTH SPEC IV		0.50	\$76.23	1	\$76
		TYPE SUBTOTAL	2.92	\$379.50		\$380
		TOTALS	2.92	\$380.00		\$380

**CITY OF LONG BEACH
REVENUE AND COST SUMMARY WORKSHEET
FY 2021-2022**

SERVICE FOOD PC - BED & BREAKFAST		REFERENCE NO. EH-144	
PRIMARY DEPARTMENT EH-FOOD	UNIT OF SERVICE PLAN	SERVICE RECIPIENT 1128	
DESCRIPTION OF SERVICE Fee Charged by Health Department for Plan Review on New and Remodeled Food Facilities			
CURRENT FEE STRUCTURE \$720 per plan			
<u>REVENUE AND COST COMPARISON</u>			
UNIT REVENUE: \$720.00		TOTAL REVENUE: \$720	
UNIT COST: \$841.00		TOTAL COST: \$841	
UNIT PROFIT (SUBSIDY): \$(121.00)		TOTAL PROFIT (SUBSIDY): \$(121)	
TOTAL UNITS: 1		PCT. COST RECOVERY: 85.61%	
SUGGESTED FEE FOR COST RECOVERY OF: 100% \$840 per plan			

December 11, 2022

**CITY OF LONG BEACH
COST DETAIL WORKSHEET
FY 2021-2022**

SERVICE FOOD PC - BED & BREAKFAST				REFERENCE NO. EH-144		
NOTE Unit Costs are an Average of Total Units				TOTAL UNITS 1		
<u>DEPARTMENT</u>	<u>POSITION</u>	<u>TYPE</u>	<u>UNIT TIME</u>	<u>UNIT COST</u>	<u>ANN. UNITS</u>	<u>TOTAL COST</u>
FOOD PROGRAM	MGR-ENVIRON HEALTH		0.10	\$21.15	1	\$21
FOOD PROGRAM	CLERK TYPIST III		0.22	\$20.46	1	\$20
FOOD PROGRAM	ADMIN ANALYST III		0.16	\$26.65	1	\$27
FOOD PROGRAM	ENVIRN HLTH SPEC III		6.00	\$735.00	1	\$735
FOOD PROGRAM	ENVIRN HLTH SPEC IV		0.25	\$38.11	1	\$38
		TYPE SUBTOTAL	6.73	\$841.37		\$841
TOTALS			6.73	\$841.00		\$841

CITY OF LONG BEACH
REVENUE AND COST SUMMARY WORKSHEET
FY 2021-2022

SERVICE FOOD PC - SHARED KITCHEN		REFERENCE NO. EH-145	
PRIMARY DEPARTMENT EH-FOOD	UNIT OF SERVICE PLAN	SERVICE RECIPIENT	
DESCRIPTION OF SERVICE Fee Charged by Health Department for Plan Review on New and Remodeled Food Facilities			
CURRENT FEE STRUCTURE None			
<u>REVENUE AND COST COMPARISON</u>			
UNIT REVENUE:	\$0.00	TOTAL REVENUE:	\$0
UNIT COST:	\$1,803.00	TOTAL COST:	\$1,803
UNIT PROFIT (SUBSIDY):	\$(1,803.00)	TOTAL PROFIT (SUBSIDY):	\$(1,803)
TOTAL UNITS:	1	PCT. COST RECOVERY:	0.00%
SUGGESTED FEE FOR COST RECOVERY OF: 100% \$1,805 per plan (per kitchen)			

**CITY OF LONG BEACH
COST DETAIL WORKSHEET
FY 2021-2022**

SERVICE FOOD PC - SHARED KITCHEN				REFERENCE NO. EH-145		
NOTE Unit Costs are an Average of Total Units				TOTAL UNITS 1		
<u>DEPARTMENT</u>	<u>POSITION</u>	<u>TYPE</u>	<u>UNIT TIME</u>	<u>UNIT COST</u>	<u>ANN. UNITS</u>	<u>TOTAL COST</u>
FOOD PROGRAM	MGR-ENVIRON HEALTH		0.10	\$21.15	1	\$21
FOOD PROGRAM	CLERK TYPIST III		0.22	\$20.46	1	\$20
FOOD PROGRAM	ADMIN ANALYST III		0.10	\$16.66	1	\$17
FOOD PROGRAM	ENVIRN HLTH SPEC III	Per Kitchen	13.00	\$1,592.50	1	\$1,593
FOOD PROGRAM	ENVIRN HLTH SPEC IV		1.00	\$152.45	1	\$152
		TYPE SUBTOTAL	14.42	\$1,803.22		\$1,803
TOTALS			14.42	\$1,803.00		\$1,803

**CITY OF LONG BEACH
REVENUE AND COST SUMMARY WORKSHEET
FY 2021-2022**

SERVICE FOOD PC - AFTER HOURS INSPECTION		REFERENCE NO. EH-146	
PRIMARY DEPARTMENT EH-FOOD	UNIT OF SERVICE INSPECTION	SERVICE RECIPIENT 1124	
DESCRIPTION OF SERVICE Fee for after-hours plan check inspection.			
CURRENT FEE STRUCTURE \$190 per inspection			
<u>REVENUE AND COST COMPARISON</u>			
UNIT REVENUE: \$190.00		TOTAL REVENUE: \$190	
UNIT COST: \$575.00		TOTAL COST: \$575	
UNIT PROFIT (SUBSIDY): \$(385.00)		TOTAL PROFIT (SUBSIDY): \$(385)	
TOTAL UNITS: 1		PCT. COST RECOVERY: 33.04%	
SUGGESTED FEE FOR COST RECOVERY OF: 100% \$575 per inspection			

**CITY OF LONG BEACH
COST DETAIL WORKSHEET
FY 2021-2022**

SERVICE FOOD PC - AFTER HOURS INSPECTION				REFERENCE NO. EH-146		
NOTE Unit Costs are an Average of Total Units				TOTAL UNITS 1		
<u>DEPARTMENT</u>	<u>POSITION</u>	<u>TYPE</u>	<u>UNIT TIME</u>	<u>UNIT COST</u>	<u>ANN. UNITS</u>	<u>TOTAL COST</u>
FOOD PROGRAM	MGR-ENVIRON HEALTH		0.10	\$21.15	1	\$21
FOOD PROGRAM	CLERK TYPIST III		1.00	\$93.02	1	\$93
FOOD PROGRAM	ADMIN ANALYST III		0.10	\$16.66	1	\$17
FOOD PROGRAM	ENVIRN HLTH SPEC III		3.00	\$367.50	1	\$368
FOOD PROGRAM	ENVIRN HLTH SPEC IV		0.50	\$76.23	1	\$76
		TYPE SUBTOTAL	4.70	\$574.56		\$575
		TOTALS	4.70	\$575.00		\$575

CITY OF LONG BEACH
REVENUE AND COST SUMMARY WORKSHEET
FY 2021-2022

SERVICE FOOD PC - EXPEDITED		REFERENCE NO. EH-147	
PRIMARY DEPARTMENT EH-FOOD	UNIT OF SERVICE PLAN	SERVICE RECIPIENT 1121	
DESCRIPTION OF SERVICE Expedited review of plans.			
CURRENT FEE STRUCTURE Double the standard fee			
<u>REVENUE AND COST COMPARISON</u>			
UNIT REVENUE:	\$0.00	TOTAL REVENUE:	\$0
UNIT COST:	\$0.00	TOTAL COST:	\$0
UNIT PROFIT (SUBSIDY):	\$0.00	TOTAL PROFIT (SUBSIDY):	\$0
TOTAL UNITS:	1	PCT. COST RECOVERY:	0.00%
SUGGESTED FEE FOR COST RECOVERY OF: 100% Double the standard fee			

**CITY OF LONG BEACH
COST DETAIL WORKSHEET
FY 2021-2022**

SERVICE FOOD PC - EXPEDITED				REFERENCE NO. EH-147		
NOTE Unit Costs are an Average of Total Units				TOTAL UNITS <div style="text-align: right;">1</div>		
<u>DEPARTMENT</u>	<u>POSITION</u>	<u>TYPE</u>	<u>UNIT TIME</u>	<u>UNIT COST</u>	<u>ANN. UNITS</u>	<u>TOTAL COST</u>
			0.00	\$0.00	0	\$0
		TYPE SUBTOTAL	0.00	\$0.00		\$0
TOTALS			0.00	\$0.00		\$0

**CITY OF LONG BEACH
REVENUE AND COST SUMMARY WORKSHEET
FY 2021-2022**

SERVICE NO SHOW OFFICE HEARING PENAL.		REFERENCE NO. EH-148	
PRIMARY DEPARTMENT EH-FOOD	UNIT OF SERVICE HEARING	SERVICE RECIPIENT 1122	
DESCRIPTION OF SERVICE Penalty fee for failing to show at scheduled hearing.			
CURRENT FEE STRUCTURE \$144 per hearing			
<u>REVENUE AND COST COMPARISON</u>			
UNIT REVENUE: \$0.00		TOTAL REVENUE: \$0	
UNIT COST: \$0.00		TOTAL COST: \$0	
UNIT PROFIT (SUBSIDY): \$0.00		TOTAL PROFIT (SUBSIDY): \$0	
TOTAL UNITS: 1		PCT. COST RECOVERY: 0.00%	
SUGGESTED FEE FOR COST RECOVERY OF: 100% 50% of office hearing fee			

**CITY OF LONG BEACH
COST DETAIL WORKSHEET
FY 2021-2022**

SERVICE NO SHOW OFFICE HEARING PENAL.				REFERENCE NO. EH-148		
NOTE Unit Costs are an Average of Total Units				TOTAL UNITS <div style="text-align: right;">1</div>		
<u>DEPARTMENT</u>	<u>POSITION</u>	<u>TYPE</u>	<u>UNIT TIME</u>	<u>UNIT COST</u>	<u>ANN. UNITS</u>	<u>TOTAL COST</u>
			0.00	\$0.00	0	\$0
		TYPE SUBTOTAL	0.00	\$0.00		\$0
TOTALS			0.00	\$0.00		\$0

**CITY OF LONG BEACH
REVENUE AND COST SUMMARY WORKSHEET
FY 2021-2022**

SERVICE MISSED ROUTINE INSPECTION		REFERENCE NO. EH-148A	
PRIMARY DEPARTMENT EH-FOOD	UNIT OF SERVICE INSPECTION	SERVICE RECIPIENT 978	
DESCRIPTION OF SERVICE Business Owner Charged for missing scheduled inspection			
CURRENT FEE STRUCTURE \$41.65 per inspection			
<u>REVENUE AND COST COMPARISON</u>			
UNIT REVENUE: \$42.00		TOTAL REVENUE: \$42	
UNIT COST: \$183.00		TOTAL COST: \$183	
UNIT PROFIT (SUBSIDY): <u>\$(141.00)</u>		TOTAL PROFIT (SUBSIDY): <u>\$(141)</u>	
TOTAL UNITS: 1		PCT. COST RECOVERY: 22.95%	
SUGGESTED FEE FOR COST RECOVERY OF: 100% \$185 per inspection			

**CITY OF LONG BEACH
COST DETAIL WORKSHEET
FY 2021-2022**

SERVICE MISSED ROUTINE INSPECTION				REFERENCE NO. EH-148A		
NOTE Unit Costs are an Average of Total Units				TOTAL UNITS 1		
<u>DEPARTMENT</u>	<u>POSITION</u>	<u>TYPE</u>	<u>UNIT TIME</u>	<u>UNIT COST</u>	<u>ANN. UNITS</u>	<u>TOTAL COST</u>
FOOD PROGRAM	CLERK TYPIST III		0.50	\$46.51	1	\$47
FOOD PROGRAM	ENVIRN HLTH SPEC II		0.50	\$60.02	1	\$60
FOOD PROGRAM	ENVIRN HLTH SPEC III		0.50	\$61.25	1	\$61
FOOD PROGRAM	ENVIRN HLTH SPEC IV		0.10	\$15.25	1	\$15
		TYPE SUBTOTAL	1.60	\$183.03		\$183
TOTALS			1.60	\$183.00		\$183

CITY OF LONG BEACH
REVENUE AND COST SUMMARY WORKSHEET
FY 2021-2022

SERVICE FOOD - REINSPECTION		REFERENCE NO. EH-149	
PRIMARY DEPARTMENT EH-FOOD	UNIT OF SERVICE INSPECTION	SERVICE RECIPIENT 1005	
DESCRIPTION OF SERVICE Fee Charged by Health Department for Additional Inspections when Corrections are not Completed			
CURRENT FEE STRUCTURE \$240 per inspection			
<u>REVENUE AND COST COMPARISON</u>			
UNIT REVENUE: \$240.00		TOTAL REVENUE: \$240	
UNIT COST: \$407.00		TOTAL COST: \$407	
UNIT PROFIT (SUBSIDY): \$(167.00)		TOTAL PROFIT (SUBSIDY): \$(167)	
TOTAL UNITS: 1		PCT. COST RECOVERY: 58.97%	
SUGGESTED FEE FOR COST RECOVERY OF: 100% \$410 per inspection			

**CITY OF LONG BEACH
COST DETAIL WORKSHEET
FY 2021-2022**

SERVICE FOOD - REINSPECTION				REFERENCE NO. EH-149		
NOTE Unit Costs are an Average of Total Units				TOTAL UNITS 1		
<u>DEPARTMENT</u>	<u>POSITION</u>	<u>TYPE</u>	<u>UNIT TIME</u>	<u>UNIT COST</u>	<u>ANN. UNITS</u>	<u>TOTAL COST</u>
FOOD PROGRAM	MGR-ENVIRON HEALTH		0.05	\$10.58	1	\$11
FOOD PROGRAM	CLERK TYPIST III		1.00	\$93.02	1	\$93
FOOD PROGRAM	ADMIN ANALYST III		0.08	\$13.33	1	\$13
FOOD PROGRAM	ENVIRN HLTH SPEC II		1.49	\$178.84	1	\$179
FOOD PROGRAM	ENVIRN HLTH SPEC III		0.50	\$61.25	1	\$61
FOOD PROGRAM	ENVIRN HLTH SPEC IV		0.33	\$50.31	1	\$50
		TYPE SUBTOTAL	3.45	\$407.33		\$407
TOTALS			3.45	\$407.00		\$407

CITY OF LONG BEACH
REVENUE AND COST SUMMARY WORKSHEET
FY 2021-2022

SERVICE FOOD - LATE PAYMENT PENALTY		REFERENCE NO. EH-150	
PRIMARY DEPARTMENT EH-FOOD	UNIT OF SERVICE PENALTY	SERVICE RECIPIENT 1006	
DESCRIPTION OF SERVICE Fee Charged by Health Department for Late Payment on Health Permit (25% of original fee)			
CURRENT FEE STRUCTURE 25% of original fee			
<u>REVENUE AND COST COMPARISON</u>			
UNIT REVENUE: \$0.00		TOTAL REVENUE: \$0	
UNIT COST: \$318.00		TOTAL COST: \$318	
UNIT PROFIT (SUBSIDY): \$(318.00)		TOTAL PROFIT (SUBSIDY): \$(318)	
TOTAL UNITS: 1		PCT. COST RECOVERY: 0.00%	
SUGGESTED FEE FOR COST RECOVERY OF: 100% 25% of original fee			

**CITY OF LONG BEACH
COST DETAIL WORKSHEET
FY 2021-2022**

SERVICE FOOD - LATE PAYMENT PENALTY				REFERENCE NO. EH-150		
NOTE Unit Costs are an Average of Total Units				TOTAL UNITS 1		
<u>DEPARTMENT</u>	<u>POSITION</u>	<u>TYPE</u>	<u>UNIT TIME</u>	<u>UNIT COST</u>	<u>ANN. UNITS</u>	<u>TOTAL COST</u>
FOOD PROGRAM	MGR-ENVIRON HEALTH		0.05	\$10.58	1	\$11
FOOD PROGRAM	CLERK TYPIST III		1.00	\$93.02	1	\$93
FOOD PROGRAM	ADMIN ANALYST III		0.08	\$13.33	1	\$13
FOOD PROGRAM	ENVIRN HLTH SPEC II		1.08	\$129.63	1	\$130
FOOD PROGRAM	ENVIRN HLTH SPEC III		0.17	\$20.83	1	\$21
FOOD PROGRAM	ENVIRN HLTH SPEC IV		0.33	\$50.31	1	\$50
		TYPE SUBTOTAL	2.71	\$317.70		\$318
TOTALS			2.71	\$318.00		\$318

**CITY OF LONG BEACH
REVENUE AND COST SUMMARY WORKSHEET
FY 2021-2022**

SERVICE FOOD - ADD A PARTNER		REFERENCE NO. EH-151	
PRIMARY DEPARTMENT EH-FOOD	UNIT OF SERVICE PARTNER	SERVICE RECIPIENT 1007	
DESCRIPTION OF SERVICE Fee Charged by Health Department for Adding Partner onto the Permit			
CURRENT FEE STRUCTURE \$65 per partner			
<u>REVENUE AND COST COMPARISON</u>			
UNIT REVENUE: \$65.00		TOTAL REVENUE: \$65	
UNIT COST: \$130.00		TOTAL COST: \$130	
UNIT PROFIT (SUBSIDY): \$(65.00)		TOTAL PROFIT (SUBSIDY): \$(65)	
TOTAL UNITS: 1		PCT. COST RECOVERY: 50.00%	
SUGGESTED FEE FOR COST RECOVERY OF: 100% \$130 per partner			

**CITY OF LONG BEACH
COST DETAIL WORKSHEET
FY 2021-2022**

SERVICE FOOD - ADD A PARTNER				REFERENCE NO. EH-151		
NOTE Unit Costs are an Average of Total Units				TOTAL UNITS 1		
<u>DEPARTMENT</u>	<u>POSITION</u>	<u>TYPE</u>	<u>UNIT TIME</u>	<u>UNIT COST</u>	<u>ANN. UNITS</u>	<u>TOTAL COST</u>
FOOD PROGRAM	MGR-ENVIRON HEALTH		0.05	\$10.58	1	\$11
FOOD PROGRAM	CLERK TYPIST III		0.58	\$53.95	1	\$54
FOOD PROGRAM	ADMIN ANALYST III		0.05	\$8.33	1	\$8
FOOD PROGRAM	ENVIRN HLTH SPEC II		0.25	\$30.01	1	\$30
FOOD PROGRAM	ENVIRN HLTH SPEC III		0.10	\$12.25	1	\$12
FOOD PROGRAM	ENVIRN HLTH SPEC IV		0.10	\$15.25	1	\$15
		TYPE SUBTOTAL	1.13	\$130.37		\$130
TOTALS			1.13	\$130.00		\$130

**CITY OF LONG BEACH
REVENUE AND COST SUMMARY WORKSHEET
FY 2021-2022**

SERVICE FOOD - COPY OF OFFICIAL RECORDS		REFERENCE NO. EH-152	
PRIMARY DEPARTMENT EH-FOOD	UNIT OF SERVICE REQUEST	SERVICE RECIPIENT 1008	
DESCRIPTION OF SERVICE Providing copies of official records on request.			
CURRENT FEE STRUCTURE \$0.20 per page			
<u>REVENUE AND COST COMPARISON</u>			
UNIT REVENUE: \$1.00		TOTAL REVENUE: \$1	
UNIT COST: \$47.00		TOTAL COST: \$47	
UNIT PROFIT (SUBSIDY): \$(46.00)		TOTAL PROFIT (SUBSIDY): \$(46)	
TOTAL UNITS: 1		PCT. COST RECOVERY: 2.13%	
SUGGESTED FEE FOR COST RECOVERY OF: 100% \$0.20 per page			

**CITY OF LONG BEACH
COST DETAIL WORKSHEET
FY 2021-2022**

SERVICE FOOD - COPY OF OFFICIAL RECORDS				REFERENCE NO. EH-152		
NOTE Unit Costs are an Average of Total Units				TOTAL UNITS 1		
<u>DEPARTMENT</u>	<u>POSITION</u>	<u>TYPE</u>	<u>UNIT TIME</u>	<u>UNIT COST</u>	<u>ANN. UNITS</u>	<u>TOTAL COST</u>
FOOD PROGRAM	CLERK TYPIST III		0.50	\$46.51	1	\$47
		TYPE SUBTOTAL	0.50	\$46.51		\$47
		TOTALS	0.50	\$47.00		\$47

**CITY OF LONG BEACH
REVENUE AND COST SUMMARY WORKSHEET
FY 2021-2022**

SERVICE MASSAGE FACILITY		REFERENCE NO. EH-160	
PRIMARY DEPARTMENT EH-FOOD	UNIT OF SERVICE PERMIT	SERVICE RECIPIENT 1009	
DESCRIPTION OF SERVICE Annual Permit Fee Charged by Health Department for Massage Establishments			
CURRENT FEE STRUCTURE \$180 per annual permit			
<u>REVENUE AND COST COMPARISON</u>			
UNIT REVENUE:	\$180.00	TOTAL REVENUE:	\$15,840
UNIT COST:	\$377.47	TOTAL COST:	\$33,217
UNIT PROFIT (SUBSIDY):	<div style="border-top: 1px solid black; border-bottom: 3px double black;"> \$(197.47) </div>	TOTAL PROFIT (SUBSIDY):	<div style="border-top: 1px solid black; border-bottom: 3px double black;"> \$(17,377) </div>
TOTAL UNITS:	88	PCT. COST RECOVERY:	47.69%
SUGGESTED FEE FOR COST RECOVERY OF: 100% \$380 per annual permit			

**CITY OF LONG BEACH
COST DETAIL WORKSHEET
FY 2021-2022**

SERVICE MASSAGE FACILITY				REFERENCE NO. EH-160		
NOTE Unit Costs are an Average of Total Units				TOTAL UNITS 88		
<u>DEPARTMENT</u>	<u>POSITION</u>	<u>TYPE</u>	<u>UNIT TIME</u>	<u>UNIT COST</u>	<u>ANN. UNITS</u>	<u>TOTAL COST</u>
FOOD PROGRAM	MGR-ENVIRON HEALTH		0.17	\$35.96	88	\$3,164
FOOD PROGRAM	CLERK TYPIST III		0.22	\$20.46	88	\$1,800
FOOD PROGRAM	ADMIN ANALYST III		0.25	\$41.64	88	\$3,664
FOOD PROGRAM	ENVIRN HLTH SPEC II		1.50	\$180.05	88	\$15,844
FOOD PROGRAM	ENVIRN HLTH SPEC III		0.50	\$61.25	88	\$5,390
FOOD PROGRAM	ENVIRN HLTH SPEC IV		0.25	\$38.11	88	\$3,354
		TYPE SUBTOTAL	2.89	\$377.47		\$33,217
TOTALS			2.89	\$377.47		\$33,217

CITY OF LONG BEACH
REVENUE AND COST SUMMARY WORKSHEET
FY 2021-2022

SERVICE HEALTH/FITNESS CENTER		REFERENCE NO. EH-161	
PRIMARY DEPARTMENT EH-FOOD	UNIT OF SERVICE PERMIT	SERVICE RECIPIENT 1010	
DESCRIPTION OF SERVICE Annual Permit Fee Charged by Health Department for Health Clubs			
CURRENT FEE STRUCTURE \$205 per annual permit			
<u>REVENUE AND COST COMPARISON</u>			
UNIT REVENUE:	\$205.00	TOTAL REVENUE:	\$6,150
UNIT COST:	\$377.47	TOTAL COST:	\$11,324
UNIT PROFIT (SUBSIDY):	<div style="border-top: 1px solid black; border-bottom: 3px double black;"> \$(172.47) </div>	TOTAL PROFIT (SUBSIDY):	<div style="border-top: 1px solid black; border-bottom: 3px double black;"> \$(5,174) </div>
TOTAL UNITS:	30	PCT. COST RECOVERY:	54.31%
SUGGESTED FEE FOR COST RECOVERY OF: 100% \$380 per annual permit			

**CITY OF LONG BEACH
COST DETAIL WORKSHEET
FY 2021-2022**

SERVICE HEALTH/FITNESS CENTER				REFERENCE NO. EH-161		
NOTE Unit Costs are an Average of Total Units				TOTAL UNITS 30		
<u>DEPARTMENT</u>	<u>POSITION</u>	<u>TYPE</u>	<u>UNIT TIME</u>	<u>UNIT COST</u>	<u>ANN. UNITS</u>	<u>TOTAL COST</u>
FOOD PROGRAM	MGR-ENVIRON HEALTH		0.17	\$35.96	30	\$1,079
FOOD PROGRAM	CLERK TYPIST III		0.22	\$20.46	30	\$614
FOOD PROGRAM	ADMIN ANALYST III		0.25	\$41.64	30	\$1,249
FOOD PROGRAM	ENVIRN HLTH SPEC II		1.50	\$180.05	30	\$5,402
FOOD PROGRAM	ENVIRN HLTH SPEC III		0.50	\$61.25	30	\$1,838
FOOD PROGRAM	ENVIRN HLTH SPEC IV		0.25	\$38.11	30	\$1,143
		TYPE SUBTOTAL	2.89	\$377.47		\$11,324
TOTALS			2.89	\$377.47		\$11,324

**CITY OF LONG BEACH
REVENUE AND COST SUMMARY WORKSHEET
FY 2021-2022**

SERVICE TANNING SALON		REFERENCE NO. EH-162	
PRIMARY DEPARTMENT EH-FOOD	UNIT OF SERVICE PERMIT	SERVICE RECIPIENT 1011	
DESCRIPTION OF SERVICE Annual Permit Fee Charged by Health Department for Tanning Salon.			
CURRENT FEE STRUCTURE \$159 per annual permit			
<u>REVENUE AND COST COMPARISON</u>			
UNIT REVENUE:	\$159.00	TOTAL REVENUE:	\$1,272
UNIT COST:	\$377.50	TOTAL COST:	\$3,020
UNIT PROFIT (SUBSIDY):	<div style="border-top: 1px solid black; border-bottom: 3px double black;"> \$(218.50) </div>	TOTAL PROFIT (SUBSIDY):	<div style="border-top: 1px solid black; border-bottom: 3px double black;"> \$(1,748) </div>
TOTAL UNITS:	8	PCT. COST RECOVERY:	42.12%
SUGGESTED FEE FOR COST RECOVERY OF: 100% \$380 per annual permit			

**CITY OF LONG BEACH
COST DETAIL WORKSHEET
FY 2021-2022**

SERVICE TANNING SALON				REFERENCE NO. EH-162		
NOTE Unit Costs are an Average of Total Units				TOTAL UNITS 8		
<u>DEPARTMENT</u>	<u>POSITION</u>	<u>TYPE</u>	<u>UNIT TIME</u>	<u>UNIT COST</u>	<u>ANN. UNITS</u>	<u>TOTAL COST</u>
FOOD PROGRAM	MGR-ENVIRON HEALTH		0.17	\$35.96	8	\$288
FOOD PROGRAM	CLERK TYPIST III		0.22	\$20.46	8	\$164
FOOD PROGRAM	ADMIN ANALYST III		0.25	\$41.64	8	\$333
FOOD PROGRAM	ENVIRN HLTH SPEC II		1.50	\$180.05	8	\$1,440
FOOD PROGRAM	ENVIRN HLTH SPEC III		0.50	\$61.25	8	\$490
FOOD PROGRAM	ENVIRN HLTH SPEC IV		0.25	\$38.11	8	\$305
TYPE SUBTOTAL			2.89	\$377.47		\$3,020
TOTALS			2.89	\$377.50		\$3,020

**CITY OF LONG BEACH
REVENUE AND COST SUMMARY WORKSHEET
FY 2021-2022**

SERVICE LAUNDRY FACILITY		REFERENCE NO. EH-163	
PRIMARY DEPARTMENT EH-FOOD	UNIT OF SERVICE PERMIT	SERVICE RECIPIENT 1021,1022	
DESCRIPTION OF SERVICE Annual Permit Fee Charged to Business Owner for Laundromat Inspection			
CURRENT FEE STRUCTURE 1-4,000 sq. ft. - \$200 per annual permit 4,001+ sq. ft. - \$355 per annual permit			
<u>REVENUE AND COST COMPARISON</u>			
UNIT REVENUE: \$202.04		TOTAL REVENUE: \$15,355	
UNIT COST: \$378.28		TOTAL COST: \$28,749	
UNIT PROFIT (SUBSIDY): \$(176.24)		TOTAL PROFIT (SUBSIDY): \$(13,394)	
TOTAL UNITS: 76		PCT. COST RECOVERY: 53.41%	
SUGGESTED FEE FOR COST RECOVERY OF: 100% 1-4,000 sq. ft. - \$380 per annual permit 4,001+ sq. ft. - \$440 per annual permit			

**CITY OF LONG BEACH
COST DETAIL WORKSHEET
FY 2021-2022**

SERVICE LAUNDRY FACILITY				REFERENCE NO. EH-163		
NOTE Unit Costs are an Average of Total Units				TOTAL UNITS 76		
DEPARTMENT	POSITION	TYPE	UNIT TIME	UNIT COST	ANN. UNITS	TOTAL COST
FOOD PROGRAM	MGR-ENVIRON HEALTH	1-4,000 Sq Ft	0.17	\$35.96	75	\$2,697
FOOD PROGRAM	CLERK TYPIST III	1-4,000 Sq Ft	0.22	\$20.46	75	\$1,535
FOOD PROGRAM	ADMIN ANALYST III	1-4,000 Sq Ft	0.25	\$41.64	75	\$3,123
FOOD PROGRAM	ENVIRN HLTH SPEC II	1-4,000 Sq Ft	1.50	\$180.05	75	\$13,504
FOOD PROGRAM	ENVIRN HLTH SPEC III	1-4,000 Sq Ft	0.50	\$61.25	75	\$4,594
FOOD PROGRAM	ENVIRN HLTH SPEC IV	1-4,000 Sq Ft	0.25	\$38.11	75	\$2,858
TYPE SUBTOTAL			2.89	\$377.47		\$28,310
FOOD PROGRAM	MGR-ENVIRON HEALTH	4,000+ Sq Ft	0.17	\$35.96	1	\$36
FOOD PROGRAM	CLERK TYPIST III	4,000+ Sq Ft	0.22	\$20.46	1	\$20
FOOD PROGRAM	ADMIN ANALYST III	4,000+ Sq Ft	0.25	\$41.64	1	\$42
FOOD PROGRAM	ENVIRN HLTH SPEC II	4,000+ Sq Ft	2.01	\$241.26	1	\$241
FOOD PROGRAM	ENVIRN HLTH SPEC III	4,000+ Sq Ft	0.50	\$61.25	1	\$61
FOOD PROGRAM	ENVIRN HLTH SPEC IV	4,000+ Sq Ft	0.25	\$38.11	1	\$38
TYPE SUBTOTAL			3.40	\$438.68		\$439
TOTALS			6.29	\$378.28		\$28,749

CITY OF LONG BEACH
REVENUE AND COST SUMMARY WORKSHEET
FY 2021-2022

SERVICE GARMENT MANUFACTURING		REFERENCE NO. EH-164	
PRIMARY DEPARTMENT EH-HAZ. MATERIALS	UNIT OF SERVICE PERMIT	SERVICE RECIPIENT 1073	
DESCRIPTION OF SERVICE Annual Permit Fee Charged by Health Department to Business Owner for Garment Manufacturing Facility Inspection			
CURRENT FEE STRUCTURE \$323 per annual permit			
<u>REVENUE AND COST COMPARISON</u>			
UNIT REVENUE:	\$323.00	TOTAL REVENUE:	\$1,938
UNIT COST:	\$345.33	TOTAL COST:	\$2,072
UNIT PROFIT (SUBSIDY):	\$(22.33)	TOTAL PROFIT (SUBSIDY):	\$(134)
TOTAL UNITS:	6	PCT. COST RECOVERY:	93.53%
SUGGESTED FEE FOR COST RECOVERY OF: 100% \$345 per annual permit			

**CITY OF LONG BEACH
COST DETAIL WORKSHEET
FY 2021-2022**

SERVICE GARMENT MANUFACTURING				REFERENCE NO. EH-164		
NOTE Unit Costs are an Average of Total Units				TOTAL UNITS 6		
<u>DEPARTMENT</u>	<u>POSITION</u>	<u>TYPE</u>	<u>UNIT TIME</u>	<u>UNIT COST</u>	<u>ANN. UNITS</u>	<u>TOTAL COST</u>
HAZARDOUS MATERIAL	HAZ MAT SPEC I/EHS III		2.00	\$298.98	6	\$1,794
HAZARDOUS MATERIAL	HAZ MAT SPEC II		0.25	\$46.31	6	\$278
		TYPE SUBTOTAL	2.25	\$345.29		\$2,072
		TOTALS	2.25	\$345.33		\$2,072

CITY OF LONG BEACH
REVENUE AND COST SUMMARY WORKSHEET
FY 2021-2022

SERVICE BODY ART FACILITY		REFERENCE NO. EH-200	
PRIMARY DEPARTMENT EH-HAZ. MATERIALS	UNIT OF SERVICE PERMIT	SERVICE RECIPIENT 3267	
DESCRIPTION OF SERVICE Annual Permit Fee Charged to Business Owner Inspection of Body Art Facility			
CURRENT FEE STRUCTURE \$240 per annual permit			
<u>REVENUE AND COST COMPARISON</u>			
UNIT REVENUE:	\$240.00	TOTAL REVENUE:	\$7,200
UNIT COST:	\$380.23	TOTAL COST:	\$11,407
UNIT PROFIT (SUBSIDY):	<div style="border-top: 1px solid black; border-bottom: 3px double black;">\$(140.23)</div>	TOTAL PROFIT (SUBSIDY):	<div style="border-top: 1px solid black; border-bottom: 3px double black;">\$(4,207)</div>
TOTAL UNITS:	30	PCT. COST RECOVERY:	63.12%
SUGGESTED FEE FOR COST RECOVERY OF: 100% \$380 per annual permit			

**CITY OF LONG BEACH
COST DETAIL WORKSHEET
FY 2021-2022**

SERVICE BODY ART FACILITY				REFERENCE NO. EH-200		
NOTE Unit Costs are an Average of Total Units				TOTAL UNITS 30		
<u>DEPARTMENT</u>	<u>POSITION</u>	<u>TYPE</u>	<u>UNIT TIME</u>	<u>UNIT COST</u>	<u>ANN. UNITS</u>	<u>TOTAL COST</u>
HAZARDOUS MATERIAL	HAZ MAT SPEC I/EHS III		1.50	\$224.24	30	\$6,727
HAZARDOUS MATERIAL	HAZ MAT SPEC II		0.25	\$46.31	30	\$1,389
HAZARDOUS MATERIAL	PUB HEALTH ASSOC II		1.00	\$109.68	30	\$3,290
		TYPE SUBTOTAL	2.75	\$380.23		\$11,407
		TOTALS	2.75	\$380.23		\$11,407

**CITY OF LONG BEACH
REVENUE AND COST SUMMARY WORKSHEET
FY 2021-2022**

SERVICE BODY ART FACILITY PLAN CHECK		REFERENCE NO. EH-200A	
PRIMARY DEPARTMENT EH-HAZ. MATERIALS	UNIT OF SERVICE PLAN	SERVICE RECIPIENT 3267	
DESCRIPTION OF SERVICE Annual Permit Fee Charged to Business Owner Inspection of Body Art Facility			
CURRENT FEE STRUCTURE \$405 per annual permit			
<u>REVENUE AND COST COMPARISON</u>			
UNIT REVENUE:	\$405.00	TOTAL REVENUE:	\$12,150
UNIT COST:	\$503.30	TOTAL COST:	\$15,099
UNIT PROFIT (SUBSIDY):	<div style="border-top: 1px solid black; border-bottom: 3px double black;"> \$(98.30) </div>	TOTAL PROFIT (SUBSIDY):	<div style="border-top: 1px solid black; border-bottom: 3px double black;"> \$(2,949) </div>
TOTAL UNITS:	30	PCT. COST RECOVERY:	80.47%
SUGGESTED FEE FOR COST RECOVERY OF: 100% \$505 per annual permit			

**CITY OF LONG BEACH
COST DETAIL WORKSHEET
FY 2021-2022**

SERVICE BODY ART FACILITY PLAN CHECK				REFERENCE NO. EH-200A		
NOTE Unit Costs are an Average of Total Units				TOTAL UNITS 30		
<u>DEPARTMENT</u>	<u>POSITION</u>	<u>TYPE</u>	<u>UNIT TIME</u>	<u>UNIT COST</u>	<u>ANN. UNITS</u>	<u>TOTAL COST</u>
HAZARDOUS MATERIAL	HAZ MAT SPEC I/EHS III		3.00	\$448.47	30	\$13,454
HAZARDOUS MATERIAL	PUB HEALTH ASSOC II		0.50	\$54.84	30	\$1,645
		TYPE SUBTOTAL	3.50	\$503.31		\$15,099
		TOTALS	3.50	\$503.30		\$15,099

CITY OF LONG BEACH
REVENUE AND COST SUMMARY WORKSHEET
FY 2021-2022

SERVICE BODY ART PRACTITIONER		REFERENCE NO. EH-201	
PRIMARY DEPARTMENT EH-HAZ. MATERIALS	UNIT OF SERVICE PERMIT	SERVICE RECIPIENT 3268	
DESCRIPTION OF SERVICE Annual Permit Fee Charged to Body Art Practitioner			
CURRENT FEE STRUCTURE \$72 per annual permit			
<u>REVENUE AND COST COMPARISON</u>			
UNIT REVENUE:	\$72.00	TOTAL REVENUE:	\$10,080
UNIT COST:	\$120.70	TOTAL COST:	\$16,898
UNIT PROFIT (SUBSIDY):	\$(48.70)	TOTAL PROFIT (SUBSIDY):	\$(6,818)
TOTAL UNITS:	140	PCT. COST RECOVERY:	59.65%
SUGGESTED FEE FOR COST RECOVERY OF: 100% \$120 per annual permit			

**CITY OF LONG BEACH
COST DETAIL WORKSHEET
FY 2021-2022**

SERVICE BODY ART PRACTIONER				REFERENCE NO. EH-201		
NOTE Unit Costs are an Average of Total Units				TOTAL UNITS 140		
<u>DEPARTMENT</u>	<u>POSITION</u>	<u>TYPE</u>	<u>UNIT TIME</u>	<u>UNIT COST</u>	<u>ANN. UNITS</u>	<u>TOTAL COST</u>
HAZARDOUS MATERIAL	HAZ MAT SPEC I/EHS III		0.50	\$74.75	140	\$10,465
HAZARDOUS MATERIAL	HAZ MAT SPEC II		0.10	\$18.53	140	\$2,594
HAZARDOUS MATERIAL	PUB HEALTH ASSOC II		0.25	\$27.42	140	\$3,839
		TYPE SUBTOTAL	0.85	\$120.70		\$16,898
		TOTALS	0.85	\$120.70		\$16,898

CITY OF LONG BEACH
REVENUE AND COST SUMMARY WORKSHEET
FY 2021-2022

SERVICE BODY ART PIERCING ONLY/REGISTRATION		REFERENCE NO. EH-201A	
PRIMARY DEPARTMENT EH-HAZ. MATERIALS	UNIT OF SERVICE PERMIT	SERVICE RECIPIENT	
DESCRIPTION OF SERVICE Business Owner Charged for Annual Health Permit			
CURRENT FEE STRUCTURE \$53 per annual permit			
<u>REVENUE AND COST COMPARISON</u>			
UNIT REVENUE:	\$53.00	TOTAL REVENUE:	\$477
UNIT COST:	\$81.78	TOTAL COST:	\$736
UNIT PROFIT (SUBSIDY):	<div style="border-top: 1px solid black; border-bottom: 3px double black;">\$(28.78)</div>	TOTAL PROFIT (SUBSIDY):	<div style="border-top: 1px solid black; border-bottom: 3px double black;">\$(259)</div>
TOTAL UNITS:	9	PCT. COST RECOVERY:	64.81%
SUGGESTED FEE FOR COST RECOVERY OF: 100% \$80 per annual permit			

**CITY OF LONG BEACH
COST DETAIL WORKSHEET
FY 2021-2022**

SERVICE BODY ART PIERCING ONLY/REGISTRATION				REFERENCE NO. EH-201A		
NOTE Unit Costs are an Average of Total Units				TOTAL UNITS 9		
<u>DEPARTMENT</u>	<u>POSITION</u>	<u>TYPE</u>	<u>UNIT TIME</u>	<u>UNIT COST</u>	<u>ANN. UNITS</u>	<u>TOTAL COST</u>
HAZARDOUS MATERIAL	HAZ MAT SPEC I/EHS III		0.35	\$52.32	9	\$471
HAZARDOUS MATERIAL	HAZ MAT SPEC II		0.10	\$18.53	9	\$167
HAZARDOUS MATERIAL	PUB HEALTH ASSOC II		0.10	\$10.97	9	\$99
		TYPE SUBTOTAL	0.55	\$81.82		\$736
		TOTALS	0.55	\$81.78		\$736

**CITY OF LONG BEACH
REVENUE AND COST SUMMARY WORKSHEET
FY 2021-2022**

SERVICE BODY ART PRACT REGISTRATION REPLACE		REFERENCE NO. EH-201B	
PRIMARY DEPARTMENT EH-HAZ. MATERIALS	UNIT OF SERVICE REPLACEMENT	SERVICE RECIPIENT	
DESCRIPTION OF SERVICE Business Owner Charged for Registration Replacement			
CURRENT FEE STRUCTURE \$61 per replacement			
<u>REVENUE AND COST COMPARISON</u>			
UNIT REVENUE:	\$0.00	TOTAL REVENUE:	\$0
UNIT COST:	\$0.00	TOTAL COST:	\$0
UNIT PROFIT (SUBSIDY):	<div style="border-top: 1px solid black; border-bottom: 3px double black;"> \$0.00 </div>	TOTAL PROFIT (SUBSIDY):	<div style="border-top: 1px solid black; border-bottom: 3px double black;"> \$0 </div>
TOTAL UNITS:	1	PCT. COST RECOVERY:	0.00%
SUGGESTED FEE FOR COST RECOVERY OF: 100% Charge the actual material replacement costs			

**CITY OF LONG BEACH
COST DETAIL WORKSHEET
FY 2021-2022**

SERVICE BODY ART PRACT REGISTRATION REPLACE			REFERENCE NO. EH-201B			
NOTE Unit Costs are an Average of Total Units			TOTAL UNITS 1			
<u>DEPARTMENT</u>	<u>POSITION</u>	<u>TYPE</u>	<u>UNIT TIME</u>	<u>UNIT COST</u>	<u>ANN. UNITS</u>	<u>TOTAL COST</u>
HAZARDOUS MATERIAL	HAZ MAT SPEC I/EHS III	Actual Costs	0.00	\$0.00	1	\$0
		TYPE SUBTOTAL	0.00	\$0.00		\$0
		TOTALS	0.00	\$0.00		\$0

**CITY OF LONG BEACH
REVENUE AND COST SUMMARY WORKSHEET
FY 2021-2022**

SERVICE MED WASTE: SM QUANTITY ONSITE TREAT		REFERENCE NO. EH-202	
PRIMARY DEPARTMENT EH-HAZ. MATERIALS	UNIT OF SERVICE PERMIT	SERVICE RECIPIENT 1042	
DESCRIPTION OF SERVICE Annual Permit Fee Charged to Business Owner by Health Department for Inspection			
CURRENT FEE STRUCTURE \$185 per annual permit			
<u>REVENUE AND COST COMPARISON</u>			
UNIT REVENUE: \$185.00		TOTAL REVENUE: \$555	
UNIT COST: \$223.33		TOTAL COST: \$670	
UNIT PROFIT (SUBSIDY): <u>\$(38.33)</u>		TOTAL PROFIT (SUBSIDY): <u>\$(115)</u>	
TOTAL UNITS: 3		PCT. COST RECOVERY: 82.84%	
SUGGESTED FEE FOR COST RECOVERY OF: 100% \$225 per annual permit			

**CITY OF LONG BEACH
COST DETAIL WORKSHEET
FY 2021-2022**

SERVICE MED WASTE: SM QUANTITY ONSITE TREAT				REFERENCE NO. EH-202		
NOTE Unit Costs are an Average of Total Units				TOTAL UNITS 3		
<u>DEPARTMENT</u>	<u>POSITION</u>	<u>TYPE</u>	<u>UNIT TIME</u>	<u>UNIT COST</u>	<u>ANN. UNITS</u>	<u>TOTAL COST</u>
HAZARDOUS MATERIAL	HAZ MAT SPEC I/EHS III		1.00	\$149.49	3	\$448
HAZARDOUS MATERIAL	HAZ MAT SPEC II		0.25	\$46.31	3	\$139
HAZARDOUS MATERIAL	PUB HEALTH ASSOC II		0.25	\$27.42	3	\$82
		TYPE SUBTOTAL	1.50	\$223.22		\$670
		TOTALS	1.50	\$223.33		\$670

CITY OF LONG BEACH
REVENUE AND COST SUMMARY WORKSHEET
FY 2021-2022

SERVICE MED WASTE: SMALL QUANTITY		REFERENCE NO. EH-203	
PRIMARY DEPARTMENT EH-HAZ. MATERIALS	UNIT OF SERVICE PERMIT	SERVICE RECIPIENT 1043	
DESCRIPTION OF SERVICE Annual Permit Fee Charged to Business Owner by Health Department to Maintain Inventory of Sm Quant. Generators (no inspection)			
CURRENT FEE STRUCTURE \$56 per annual permit			
<u>REVENUE AND COST COMPARISON</u>			
UNIT REVENUE:	\$56.00	TOTAL REVENUE:	\$42,336
UNIT COST:	\$104.25	TOTAL COST:	\$78,813
UNIT PROFIT (SUBSIDY):	\$(48.25)	TOTAL PROFIT (SUBSIDY):	\$(36,477)
TOTAL UNITS:	756	PCT. COST RECOVERY:	53.72%
SUGGESTED FEE FOR COST RECOVERY OF: 100% \$105 per annual permit			

**CITY OF LONG BEACH
COST DETAIL WORKSHEET
FY 2021-2022**

SERVICE MED WASTE: SMALL QUANTITY				REFERENCE NO. EH-203		
NOTE Unit Costs are an Average of Total Units				TOTAL UNITS 756		
<u>DEPARTMENT</u>	<u>POSITION</u>	<u>TYPE</u>	<u>UNIT TIME</u>	<u>UNIT COST</u>	<u>ANN. UNITS</u>	<u>TOTAL COST</u>
HAZARDOUS MATERIAL	HAZ MAT SPEC I/EHS III		0.50	\$74.75	756	\$56,511
HAZARDOUS MATERIAL	HAZ MAT SPEC II		0.10	\$18.53	756	\$14,009
HAZARDOUS MATERIAL	PUB HEALTH ASSOC II		0.10	\$10.97	756	\$8,293
		TYPE SUBTOTAL	0.70	\$104.25		\$78,813
TOTALS			0.70	\$104.25		\$78,813

CITY OF LONG BEACH
REVENUE AND COST SUMMARY WORKSHEET
FY 2021-2022

SERVICE MED WASTE: LIMITED QUANTITY HAULING		REFERENCE NO. EH-204	
PRIMARY DEPARTMENT EH-HAZ. MATERIALS	UNIT OF SERVICE PERMIT	SERVICE RECIPIENT 1044,1045	
DESCRIPTION OF SERVICE Annual Permit Fee Charged to Business Owner by Health Department to Maintain Inventory of Individuals Hauling Waste (no inspection)			
CURRENT FEE STRUCTURE \$56 per annual permit (incl. 4 names) Additional Name - \$8.05 each			
<u>REVENUE AND COST COMPARISON</u>			
UNIT REVENUE:	\$0.00	TOTAL REVENUE:	\$0
UNIT COST:	\$0.00	TOTAL COST:	\$0
UNIT PROFIT (SUBSIDY):	\$0.00	TOTAL PROFIT (SUBSIDY):	\$0
TOTAL UNITS:	1	PCT. COST RECOVERY:	0.00%
SUGGESTED FEE FOR COST RECOVERY OF: 100% This service no longer exists so the fee should be removed from the fee schedule.			

**CITY OF LONG BEACH
COST DETAIL WORKSHEET
FY 2021-2022**

SERVICE MED WASTE: LIMITED QUANTITY HAULING				REFERENCE NO. EH-204		
NOTE Unit Costs are an Average of Total Units				TOTAL UNITS <div style="text-align: right;">1</div>		
<u>DEPARTMENT</u>	<u>POSITION</u>	<u>TYPE</u>	<u>UNIT TIME</u>	<u>UNIT COST</u>	<u>ANN. UNITS</u>	<u>TOTAL COST</u>
			0.00	\$0.00	0	\$0
		TYPE SUBTOTAL	0.00	\$0.00		\$0
TOTALS			0.00	\$0.00		\$0

**CITY OF LONG BEACH
REVENUE AND COST SUMMARY WORKSHEET
FY 2021-2022**

SERVICE MED WASTE: COMM. STOR. FACIL. 2-10		REFERENCE NO. EH-205	
PRIMARY DEPARTMENT EH-HAZ. MATERIALS	UNIT OF SERVICE PERMIT	SERVICE RECIPIENT 1046	
DESCRIPTION OF SERVICE Annual Permit Fee Charged to Business Group or Property Owner by Health Department for Inspection of Centralized Medical Waste Storage Facilities			
CURRENT FEE STRUCTURE \$257 per annual permit			
<u>REVENUE AND COST COMPARISON</u>			
UNIT REVENUE:	\$257.00	TOTAL REVENUE:	\$514
UNIT COST:	\$253.50	TOTAL COST:	\$507
UNIT PROFIT (SUBSIDY):	<div style="border-top: 1px solid black; border-bottom: 3px double black;"> \$3.50 </div>	TOTAL PROFIT (SUBSIDY):	<div style="border-top: 1px solid black; border-bottom: 3px double black;"> \$7 </div>
TOTAL UNITS:	2	PCT. COST RECOVERY:	101.38%
SUGGESTED FEE FOR COST RECOVERY OF: 100% \$255 per annual permit			

**CITY OF LONG BEACH
COST DETAIL WORKSHEET
FY 2021-2022**

SERVICE MED WASTE: COMM. STOR. FACIL. 2-10				REFERENCE NO. EH-205		
NOTE Unit Costs are an Average of Total Units				TOTAL UNITS 2		
<u>DEPARTMENT</u>	<u>POSITION</u>	<u>TYPE</u>	<u>UNIT TIME</u>	<u>UNIT COST</u>	<u>ANN. UNITS</u>	<u>TOTAL COST</u>
HAZARDOUS MATERIAL	HAZ MAT SPEC I/EHS III		1.50	\$224.24	2	\$448
HAZARDOUS MATERIAL	HAZ MAT SPEC II		0.10	\$18.53	2	\$37
HAZARDOUS MATERIAL	PUB HEALTH ASSOC II		0.10	\$10.97	2	\$22
		TYPE SUBTOTAL	1.70	\$253.74		\$507
TOTALS			1.70	\$253.50		\$507

**CITY OF LONG BEACH
REVENUE AND COST SUMMARY WORKSHEET
FY 2021-2022**

SERVICE MED WASTE: COMM. STOR. FACIL. 11-49		REFERENCE NO. EH-206	
PRIMARY DEPARTMENT EH-HAZ. MATERIALS	UNIT OF SERVICE PERMIT	SERVICE RECIPIENT 1047	
DESCRIPTION OF SERVICE Annual Permit Fee Charged to Business Group or Property Owner by Health Department for Inspection of Centralized Medical Waste Storage Facilities			
CURRENT FEE STRUCTURE \$494 per annual permit			
<u>REVENUE AND COST COMPARISON</u>			
UNIT REVENUE:	\$494.00	TOTAL REVENUE:	\$2,964
UNIT COST:	\$403.17	TOTAL COST:	\$2,419
UNIT PROFIT (SUBSIDY):	<div style="border-top: 1px solid black; border-bottom: 3px double black;"> \$90.83 </div>	TOTAL PROFIT (SUBSIDY):	<div style="border-top: 1px solid black; border-bottom: 3px double black;"> \$545 </div>
TOTAL UNITS:	6	PCT. COST RECOVERY:	122.53%
SUGGESTED FEE FOR COST RECOVERY OF: 100% \$405 per annual permit			

**CITY OF LONG BEACH
COST DETAIL WORKSHEET
FY 2021-2022**

SERVICE MED WASTE: COMM. STOR. FACIL. 11-49				REFERENCE NO. EH-206		
NOTE Unit Costs are an Average of Total Units				TOTAL UNITS 6		
<u>DEPARTMENT</u>	<u>POSITION</u>	<u>TYPE</u>	<u>UNIT TIME</u>	<u>UNIT COST</u>	<u>ANN. UNITS</u>	<u>TOTAL COST</u>
HAZARDOUS MATERIAL	HAZ MAT SPEC I/EHS III		2.50	\$373.73	6	\$2,242
HAZARDOUS MATERIAL	HAZ MAT SPEC II		0.10	\$18.53	6	\$111
HAZARDOUS MATERIAL	PUB HEALTH ASSOC II		0.10	\$10.97	6	\$66
		TYPE SUBTOTAL	2.70	\$403.23		\$2,419
		TOTALS	2.70	\$403.17		\$2,419

CITY OF LONG BEACH
REVENUE AND COST SUMMARY WORKSHEET
FY 2021-2022

SERVICE MED WASTE: COMM. STOR. FACIL. 50+		REFERENCE NO. EH-207	
PRIMARY DEPARTMENT EH-HAZ. MATERIALS	UNIT OF SERVICE PERMIT	SERVICE RECIPIENT 1048	
DESCRIPTION OF SERVICE Annual Permit Fee Charged to Business Group or Property Owner by Health Department for Inspection of Centralized Medical Waste Storage Facilities			
CURRENT FEE STRUCTURE \$1,008 per annual permit			
<u>REVENUE AND COST COMPARISON</u>			
UNIT REVENUE:	\$1,008.00	TOTAL REVENUE:	\$1,008
UNIT COST:	\$847.00	TOTAL COST:	\$847
UNIT PROFIT (SUBSIDY):	<hr style="width: 100%;"/> \$161.00	TOTAL PROFIT (SUBSIDY):	<hr style="width: 100%;"/> \$161
TOTAL UNITS:	1	PCT. COST RECOVERY:	119.01%
SUGGESTED FEE FOR COST RECOVERY OF: 100% \$845 per annual permit			

**CITY OF LONG BEACH
COST DETAIL WORKSHEET
FY 2021-2022**

SERVICE MED WASTE: COMM. STOR. FACIL. 50+				REFERENCE NO. EH-207		
NOTE Unit Costs are an Average of Total Units				TOTAL UNITS 1		
<u>DEPARTMENT</u>	<u>POSITION</u>	<u>TYPE</u>	<u>UNIT TIME</u>	<u>UNIT COST</u>	<u>ANN. UNITS</u>	<u>TOTAL COST</u>
HAZARDOUS MATERIAL	HAZ MAT SPEC I/EHS III		5.17	\$772.86	1	\$773
HAZARDOUS MATERIAL	HAZ MAT SPEC II		0.25	\$46.31	1	\$46
HAZARDOUS MATERIAL	PUB HEALTH ASSOC II		0.25	\$27.42	1	\$27
		TYPE SUBTOTAL	5.67	\$846.59		\$847
		TOTALS	5.67	\$847.00		\$847

CITY OF LONG BEACH
REVENUE AND COST SUMMARY WORKSHEET
FY 2021-2022

SERVICE MED WASTE: TRANSFER STATION-LGE QTY		REFERENCE NO. EH-208	
PRIMARY DEPARTMENT EH-HAZ. MATERIALS	UNIT OF SERVICE PERMIT	SERVICE RECIPIENT 1049	
DESCRIPTION OF SERVICE Annual Permit Fee Charged to Business Owner by Health Department to Inspect a Temporary Holding Station for Medical Waste			
CURRENT FEE STRUCTURE \$1,008 per annual permit			
<u>REVENUE AND COST COMPARISON</u>			
UNIT REVENUE:	\$1,008.00	TOTAL REVENUE:	\$1,008
UNIT COST:	\$622.00	TOTAL COST:	\$622
UNIT PROFIT (SUBSIDY):	<hr style="width: 100%;"/> \$386.00	TOTAL PROFIT (SUBSIDY):	<hr style="width: 100%;"/> \$386
TOTAL UNITS:	1	PCT. COST RECOVERY:	162.06%
SUGGESTED FEE FOR COST RECOVERY OF: 100% \$620 per annual permit			

**CITY OF LONG BEACH
COST DETAIL WORKSHEET
FY 2021-2022**

SERVICE MED WASTE: TRANSFER STATION-LGE QTY				REFERENCE NO. EH-208		
NOTE Unit Costs are an Average of Total Units				TOTAL UNITS 1		
<u>DEPARTMENT</u>	<u>POSITION</u>	<u>TYPE</u>	<u>UNIT TIME</u>	<u>UNIT COST</u>	<u>ANN. UNITS</u>	<u>TOTAL COST</u>
HAZARDOUS MATERIAL	HAZ MAT SPEC I/EHS III		3.67	\$548.63	1	\$549
HAZARDOUS MATERIAL	HAZ MAT SPEC II		0.25	\$46.31	1	\$46
HAZARDOUS MATERIAL	PUB HEALTH ASSOC II		0.25	\$27.42	1	\$27
		TYPE SUBTOTAL	4.17	\$622.36		\$622
		TOTALS	4.17	\$622.00		\$622

**CITY OF LONG BEACH
REVENUE AND COST SUMMARY WORKSHEET
FY 2021-2022**

SERVICE MED WASTE: ACUTE CARE HOSP. 1-99		REFERENCE NO. EH-209	
PRIMARY DEPARTMENT EH-HAZ. MATERIALS	UNIT OF SERVICE PERMIT	SERVICE RECIPIENT 1050	
DESCRIPTION OF SERVICE Annual Permit Fee Charged to Hospital by Health Department to Inspect for Proper Medical Waste Storage and Disposal			
CURRENT FEE STRUCTURE \$1,363 per annual permit			
<u>REVENUE AND COST COMPARISON</u>			
UNIT REVENUE:	\$1,363.00	TOTAL REVENUE:	\$1,363
UNIT COST:	\$921.00	TOTAL COST:	\$921
UNIT PROFIT (SUBSIDY):	<hr style="width: 100%;"/> \$442.00	TOTAL PROFIT (SUBSIDY):	<hr style="width: 100%;"/> \$442
TOTAL UNITS:	1	PCT. COST RECOVERY:	147.99%
SUGGESTED FEE FOR COST RECOVERY OF: 100% \$920 per annual permit			

**CITY OF LONG BEACH
COST DETAIL WORKSHEET
FY 2021-2022**

SERVICE MED WASTE: ACUTE CARE HOSP. 1-99				REFERENCE NO. EH-209		
NOTE Unit Costs are an Average of Total Units				TOTAL UNITS 1		
<u>DEPARTMENT</u>	<u>POSITION</u>	<u>TYPE</u>	<u>UNIT TIME</u>	<u>UNIT COST</u>	<u>ANN. UNITS</u>	<u>TOTAL COST</u>
HAZARDOUS MATERIAL	HAZ MAT SPEC I/EHS III		5.67	\$847.61	1	\$848
HAZARDOUS MATERIAL	HAZ MAT SPEC II		0.25	\$46.31	1	\$46
HAZARDOUS MATERIAL	PUB HEALTH ASSOC II		0.25	\$27.42	1	\$27
		TYPE SUBTOTAL	6.17	\$921.34		\$921
		TOTALS	6.17	\$921.00		\$921

**CITY OF LONG BEACH
REVENUE AND COST SUMMARY WORKSHEET
FY 2021-2022**

SERVICE MED WASTE: ACUTE CARE HOSP. 100-199		REFERENCE NO. EH-210	
PRIMARY DEPARTMENT EH-HAZ. MATERIALS	UNIT OF SERVICE PERMIT	SERVICE RECIPIENT 1051	
DESCRIPTION OF SERVICE Annual Permit Fee Charged to Hospital by Health Department to Inspect for Proper Medical Waste Storage and Disposal			
CURRENT FEE STRUCTURE \$1,851 per annual permit			
<u>REVENUE AND COST COMPARISON</u>			
UNIT REVENUE: \$1,851.00		TOTAL REVENUE: \$1,851	
UNIT COST: \$1,693.00		TOTAL COST: \$1,693	
UNIT PROFIT (SUBSIDY): <u>\$158.00</u>		TOTAL PROFIT (SUBSIDY): <u>\$158</u>	
TOTAL UNITS: 1		PCT. COST RECOVERY: 109.33%	
SUGGESTED FEE FOR COST RECOVERY OF: 100% \$1,695 per annual permit			

**CITY OF LONG BEACH
COST DETAIL WORKSHEET
FY 2021-2022**

SERVICE MED WASTE: ACUTE CARE HOSP. 100-199				REFERENCE NO. EH-210		
NOTE Unit Costs are an Average of Total Units				TOTAL UNITS 1		
<u>DEPARTMENT</u>	<u>POSITION</u>	<u>TYPE</u>	<u>UNIT TIME</u>	<u>UNIT COST</u>	<u>ANN. UNITS</u>	<u>TOTAL COST</u>
HAZARDOUS MATERIAL	HAZ MAT SPEC I/EHS III		10.83	\$1,618.98	1	\$1,619
HAZARDOUS MATERIAL	HAZ MAT SPEC II		0.25	\$46.31	1	\$46
HAZARDOUS MATERIAL	PUB HEALTH ASSOC II		0.25	\$27.42	1	\$27
		TYPE SUBTOTAL	11.33	\$1,692.71		\$1,693
		TOTALS	11.33	\$1,693.00		\$1,693

CITY OF LONG BEACH
REVENUE AND COST SUMMARY WORKSHEET
FY 2021-2022

SERVICE MED WASTE: ACUTE CARE HOSP. 200-250		REFERENCE NO. EH-211	
PRIMARY DEPARTMENT EH-HAZ. MATERIALS	UNIT OF SERVICE PERMIT	SERVICE RECIPIENT 1052	
DESCRIPTION OF SERVICE Annual Permit Fee Charged to Hospital by Health Department to Inspect for Proper Medical Waste Storage and Disposal			
CURRENT FEE STRUCTURE \$2,340 per annual permit			
<u>REVENUE AND COST COMPARISON</u>			
UNIT REVENUE: \$2,340.00		TOTAL REVENUE: \$2,340	
UNIT COST: \$2,391.00		TOTAL COST: \$2,391	
UNIT PROFIT (SUBSIDY): <u>\$(51.00)</u>		TOTAL PROFIT (SUBSIDY): <u>\$(51)</u>	
TOTAL UNITS: 1		PCT. COST RECOVERY: 97.87%	
SUGGESTED FEE FOR COST RECOVERY OF: 100% \$2,390 per annual permit			

**CITY OF LONG BEACH
COST DETAIL WORKSHEET
FY 2021-2022**

SERVICE MED WASTE: ACUTE CARE HOSP. 200-250				REFERENCE NO. EH-211		
NOTE Unit Costs are an Average of Total Units				TOTAL UNITS 1		
<u>DEPARTMENT</u>	<u>POSITION</u>	<u>TYPE</u>	<u>UNIT TIME</u>	<u>UNIT COST</u>	<u>ANN. UNITS</u>	<u>TOTAL COST</u>
HAZARDOUS MATERIAL	HAZ MAT SPEC I/EHS III		15.50	\$2,317.10	1	\$2,317
HAZARDOUS MATERIAL	HAZ MAT SPEC II		0.25	\$46.31	1	\$46
HAZARDOUS MATERIAL	PUB HEALTH ASSOC II		0.25	\$27.42	1	\$27
		TYPE SUBTOTAL	16.00	\$2,390.83		\$2,391
TOTALS			16.00	\$2,391.00		\$2,391

CITY OF LONG BEACH
REVENUE AND COST SUMMARY WORKSHEET
FY 2021-2022

SERVICE MED WASTE: ACUTE CARE HOSP. 251+		REFERENCE NO. EH-212	
PRIMARY DEPARTMENT EH-HAZ. MATERIALS	UNIT OF SERVICE PERMIT	SERVICE RECIPIENT 1053	
DESCRIPTION OF SERVICE Annual Permit Fee Charged to Hospital by Health Department to Inspect for Proper Medical Waste Storage and Disposal			
CURRENT FEE STRUCTURE \$3,050 per annual permit			
<u>REVENUE AND COST COMPARISON</u>			
UNIT REVENUE: \$3,050.00		TOTAL REVENUE: \$6,100	
UNIT COST: \$2,839.50		TOTAL COST: \$5,679	
UNIT PROFIT (SUBSIDY): \$210.50		TOTAL PROFIT (SUBSIDY): \$421	
TOTAL UNITS: 2		PCT. COST RECOVERY: 107.41%	
SUGGESTED FEE FOR COST RECOVERY OF: 100% \$2,840 per annual permit			

**CITY OF LONG BEACH
COST DETAIL WORKSHEET
FY 2021-2022**

SERVICE MED WASTE: ACUTE CARE HOSP. 251+				REFERENCE NO. EH-212		
NOTE Unit Costs are an Average of Total Units				TOTAL UNITS 2		
<u>DEPARTMENT</u>	<u>POSITION</u>	<u>TYPE</u>	<u>UNIT TIME</u>	<u>UNIT COST</u>	<u>ANN. UNITS</u>	<u>TOTAL COST</u>
HAZARDOUS MATERIAL	HAZ MAT SPEC I/EHS III		18.50	\$2,765.57	2	\$5,531
HAZARDOUS MATERIAL	HAZ MAT SPEC II		0.25	\$46.31	2	\$93
HAZARDOUS MATERIAL	PUB HEALTH ASSOC II		0.25	\$27.42	2	\$55
		TYPE SUBTOTAL	19.00	\$2,839.30		\$5,679
		TOTALS	19.00	\$2,839.50		\$5,679

CITY OF LONG BEACH
REVENUE AND COST SUMMARY WORKSHEET
FY 2021-2022

SERVICE MED WASTE: SPECIALTY CLINIC		REFERENCE NO. EH-213	
PRIMARY DEPARTMENT EH-HAZ. MATERIALS	UNIT OF SERVICE PERMIT	SERVICE RECIPIENT 1054	
DESCRIPTION OF SERVICE Annual Permit Fee Charged to Specialty Clinic by Health Department to Inspect for Proper Medical Waste Storage and Disposal			
CURRENT FEE STRUCTURE \$760 per annual permit			
<u>REVENUE AND COST COMPARISON</u>			
UNIT REVENUE:	\$760.00	TOTAL REVENUE:	\$19,760
UNIT COST:	\$734.46	TOTAL COST:	\$19,096
UNIT PROFIT (SUBSIDY):	<div style="border-top: 1px solid black; border-bottom: 3px double black;">\$25.54</div>	TOTAL PROFIT (SUBSIDY):	<div style="border-top: 1px solid black; border-bottom: 3px double black;">\$664</div>
TOTAL UNITS:	26	PCT. COST RECOVERY:	103.48%
SUGGESTED FEE FOR COST RECOVERY OF: 100% \$735 per annual permit			

**CITY OF LONG BEACH
COST DETAIL WORKSHEET
FY 2021-2022**

SERVICE MED WASTE: SPECIALTY CLINIC				REFERENCE NO. EH-213		
NOTE Unit Costs are an Average of Total Units				TOTAL UNITS 26		
<u>DEPARTMENT</u>	<u>POSITION</u>	<u>TYPE</u>	<u>UNIT TIME</u>	<u>UNIT COST</u>	<u>ANN. UNITS</u>	<u>TOTAL COST</u>
HAZARDOUS MATERIAL	HAZ MAT SPEC I/EHS III		4.42	\$660.75	26	\$17,180
HAZARDOUS MATERIAL	HAZ MAT SPEC II		0.25	\$46.31	26	\$1,204
HAZARDOUS MATERIAL	PUB HEALTH ASSOC II		0.25	\$27.42	26	\$713
		TYPE SUBTOTAL	4.92	\$734.48		\$19,096
		TOTALS	4.92	\$734.46		\$19,096

CITY OF LONG BEACH
REVENUE AND COST SUMMARY WORKSHEET
FY 2021-2022

SERVICE MED WASTE: SKILL NURSING FAC, 1-99		REFERENCE NO. EH-214	
PRIMARY DEPARTMENT EH-HAZ. MATERIALS	UNIT OF SERVICE PERMIT	SERVICE RECIPIENT 1055	
DESCRIPTION OF SERVICE Annual Permit Fee Charged to Skilled Nursing Facilities by Health Department to Inspect for Proper Medical Waste Storage and Disposal			
CURRENT FEE STRUCTURE \$643 per annual permit			
<u>REVENUE AND COST COMPARISON</u>			
UNIT REVENUE:	\$643.00	TOTAL REVENUE:	\$10,931
UNIT COST:	\$746.41	TOTAL COST:	\$12,689
UNIT PROFIT (SUBSIDY):	\$(103.41)	TOTAL PROFIT (SUBSIDY):	\$(1,758)
TOTAL UNITS:	17	PCT. COST RECOVERY:	86.15%
SUGGESTED FEE FOR COST RECOVERY OF: 100% \$745 per annual permit			

**CITY OF LONG BEACH
COST DETAIL WORKSHEET
FY 2021-2022**

SERVICE MED WASTE: SKILL NURSING FAC, 1-99				REFERENCE NO. EH-214		
NOTE Unit Costs are an Average of Total Units				TOTAL UNITS 17		
<u>DEPARTMENT</u>	<u>POSITION</u>	<u>TYPE</u>	<u>UNIT TIME</u>	<u>UNIT COST</u>	<u>ANN. UNITS</u>	<u>TOTAL COST</u>
HAZARDOUS MATERIAL	HAZ MAT SPEC I/EHS III		4.50	\$672.71	17	\$11,436
HAZARDOUS MATERIAL	HAZ MAT SPEC II		0.25	\$46.31	17	\$787
HAZARDOUS MATERIAL	PUB HEALTH ASSOC II		0.25	\$27.42	17	\$466
		TYPE SUBTOTAL	5.00	\$746.44		\$12,689
		TOTALS	5.00	\$746.41		\$12,689

CITY OF LONG BEACH
REVENUE AND COST SUMMARY WORKSHEET
FY 2021-2022

SERVICE MED WASTE: SKILL NURS. FAC. 100-199		REFERENCE NO. EH-215	
PRIMARY DEPARTMENT EH-HAZ. MATERIALS	UNIT OF SERVICE PERMIT	SERVICE RECIPIENT 1056	
DESCRIPTION OF SERVICE Annual Permit Fee Charged to Skilled Nursing Facilities by Health Department to Inspect for Proper Medical Waste Storage and Disposal			
CURRENT FEE STRUCTURE \$750 per annual permit			
<u>REVENUE AND COST COMPARISON</u>			
UNIT REVENUE:	\$750.00	TOTAL REVENUE:	\$750
UNIT COST:	\$896.00	TOTAL COST:	\$896
UNIT PROFIT (SUBSIDY):	<div style="border-top: 1px solid black; border-bottom: 3px double black;"> \$(146.00) </div>	TOTAL PROFIT (SUBSIDY):	<div style="border-top: 1px solid black; border-bottom: 3px double black;"> \$(146) </div>
TOTAL UNITS:	1	PCT. COST RECOVERY:	83.71%
SUGGESTED FEE FOR COST RECOVERY OF: 100% \$895 per annual permit			

**CITY OF LONG BEACH
COST DETAIL WORKSHEET
FY 2021-2022**

SERVICE MED WASTE: SKILL NURS. FAC. 100-199				REFERENCE NO. EH-215		
NOTE Unit Costs are an Average of Total Units				TOTAL UNITS 1		
<u>DEPARTMENT</u>	<u>POSITION</u>	<u>TYPE</u>	<u>UNIT TIME</u>	<u>UNIT COST</u>	<u>ANN. UNITS</u>	<u>TOTAL COST</u>
HAZARDOUS MATERIAL	HAZ MAT SPEC I/EHS III		5.50	\$822.20	1	\$822
HAZARDOUS MATERIAL	HAZ MAT SPEC II		0.25	\$46.31	1	\$46
HAZARDOUS MATERIAL	PUB HEALTH ASSOC II		0.25	\$27.42	1	\$27
		TYPE SUBTOTAL	6.00	\$895.93		\$896
		TOTALS	6.00	\$896.00		\$896

CITY OF LONG BEACH
REVENUE AND COST SUMMARY WORKSHEET
FY 2021-2022

SERVICE MED WASTE: SKILL NURS. FAC. 200+		REFERENCE NO. EH-216	
PRIMARY DEPARTMENT EH-HAZ. MATERIALS	UNIT OF SERVICE PERMIT	SERVICE RECIPIENT 1057	
DESCRIPTION OF SERVICE Annual Permit Fee Charged to Skilled Nursing Facilities by Health Department to Inspect for Proper Medical Waste Storage and Disposal			
CURRENT FEE STRUCTURE \$910 per annual permit			
<u>REVENUE AND COST COMPARISON</u>			
UNIT REVENUE: \$910.00		TOTAL REVENUE: \$910	
UNIT COST: \$1,120.00		TOTAL COST: \$1,120	
UNIT PROFIT (SUBSIDY): \$(210.00)		TOTAL PROFIT (SUBSIDY): \$(210)	
TOTAL UNITS: 1		PCT. COST RECOVERY: 81.25%	
SUGGESTED FEE FOR COST RECOVERY OF: 100% \$1,120 per annual permit			

**CITY OF LONG BEACH
COST DETAIL WORKSHEET
FY 2021-2022**

SERVICE MED WASTE: SKILL NURS. FAC. 200+				REFERENCE NO. EH-216		
NOTE Unit Costs are an Average of Total Units				TOTAL UNITS 1		
<u>DEPARTMENT</u>	<u>POSITION</u>	<u>TYPE</u>	<u>UNIT TIME</u>	<u>UNIT COST</u>	<u>ANN. UNITS</u>	<u>TOTAL COST</u>
HAZARDOUS MATERIAL	HAZ MAT SPEC I/EHS III		7.00	\$1,046.43	1	\$1,046
HAZARDOUS MATERIAL	HAZ MAT SPEC II		0.25	\$46.31	1	\$46
HAZARDOUS MATERIAL	PUB HEALTH ASSOC II		0.25	\$27.42	1	\$27
		TYPE SUBTOTAL	7.50	\$1,120.16		\$1,120
		TOTALS	7.50	\$1,120.00		\$1,120

CITY OF LONG BEACH
REVENUE AND COST SUMMARY WORKSHEET
FY 2021-2022

SERVICE MED WASTE: ACUTE PSYCH. HOSPITAL		REFERENCE NO. EH-217	
PRIMARY DEPARTMENT EH-HAZ. MATERIALS	UNIT OF SERVICE PERMIT	SERVICE RECIPIENT 1058	
DESCRIPTION OF SERVICE Annual Permit Fee Charged to Acute Psychiatric Hospitals by Health Department to Inspect for Proper Medical Waste Storage and Disposal			
CURRENT FEE STRUCTURE \$504 per annual permit			
<u>REVENUE AND COST COMPARISON</u>			
UNIT REVENUE: \$504.00		TOTAL REVENUE: \$504	
UNIT COST: \$410.00		TOTAL COST: \$410	
UNIT PROFIT (SUBSIDY): \$94.00		TOTAL PROFIT (SUBSIDY): \$94	
TOTAL UNITS: 1		PCT. COST RECOVERY: 122.93%	
SUGGESTED FEE FOR COST RECOVERY OF: 100% \$410 per annual permit			

**CITY OF LONG BEACH
COST DETAIL WORKSHEET
FY 2021-2022**

SERVICE MED WASTE: ACUTE PSYCH. HOSPITAL				REFERENCE NO. EH-217		
NOTE Unit Costs are an Average of Total Units				TOTAL UNITS 1		
<u>DEPARTMENT</u>	<u>POSITION</u>	<u>TYPE</u>	<u>UNIT TIME</u>	<u>UNIT COST</u>	<u>ANN. UNITS</u>	<u>TOTAL COST</u>
HAZARDOUS MATERIAL	HAZ MAT SPEC I/EHS III		2.25	\$336.35	1	\$336
HAZARDOUS MATERIAL	HAZ MAT SPEC II		0.25	\$46.31	1	\$46
HAZARDOUS MATERIAL	PUB HEALTH ASSOC II		0.25	\$27.42	1	\$27
		TYPE SUBTOTAL	2.75	\$410.08		\$410
TOTALS			2.75	\$410.00		\$410

**CITY OF LONG BEACH
REVENUE AND COST SUMMARY WORKSHEET
FY 2021-2022**

SERVICE MED WASTE: INTERMEDIATE CARE		REFERENCE NO. EH-218	
PRIMARY DEPARTMENT EH-HAZ. MATERIALS	UNIT OF SERVICE PERMIT	SERVICE RECIPIENT 1059	
DESCRIPTION OF SERVICE Annual Permit Fee Charged to Intermediate Care Facilities by Health Department to Inspect for Proper Medical Waste Storage and Disposal			
CURRENT FEE STRUCTURE \$750 per annual permit			
<u>REVENUE AND COST COMPARISON</u>			
UNIT REVENUE:	\$750.00	TOTAL REVENUE:	\$750
UNIT COST:	\$473.00	TOTAL COST:	\$473
UNIT PROFIT (SUBSIDY):	<div style="border-top: 1px solid black; border-bottom: 3px double black;"> \$277.00 </div>	TOTAL PROFIT (SUBSIDY):	<div style="border-top: 1px solid black; border-bottom: 3px double black;"> \$277 </div>
TOTAL UNITS:	1	PCT. COST RECOVERY:	158.56%
SUGGESTED FEE FOR COST RECOVERY OF: 100% \$475 per annual permit			

**CITY OF LONG BEACH
COST DETAIL WORKSHEET
FY 2021-2022**

SERVICE MED WASTE: INTERMEDIATE CARE				REFERENCE NO. EH-218		
NOTE Unit Costs are an Average of Total Units				TOTAL UNITS 1		
<u>DEPARTMENT</u>	<u>POSITION</u>	<u>TYPE</u>	<u>UNIT TIME</u>	<u>UNIT COST</u>	<u>ANN. UNITS</u>	<u>TOTAL COST</u>
HAZARDOUS MATERIAL	HAZ MAT SPEC I/EHS III		2.67	\$399.14	1	\$399
HAZARDOUS MATERIAL	HAZ MAT SPEC II		0.25	\$46.31	1	\$46
HAZARDOUS MATERIAL	PUB HEALTH ASSOC II		0.25	\$27.42	1	\$27
		TYPE SUBTOTAL	3.17	\$472.87		\$473
TOTALS			3.17	\$473.00		\$473

**CITY OF LONG BEACH
REVENUE AND COST SUMMARY WORKSHEET
FY 2021-2022**

SERVICE MED WASTE: PRIMARY CARE		REFERENCE NO. EH-219	
PRIMARY DEPARTMENT EH-HAZ. MATERIALS	UNIT OF SERVICE PERMIT	SERVICE RECIPIENT 1060	
DESCRIPTION OF SERVICE Annual Permit Fee Charged to Primary Care Facilities by Health Department to Inspect for Proper Medical Waste Storage and Disposal			
CURRENT FEE STRUCTURE \$910 per annual permit			
<u>REVENUE AND COST COMPARISON</u>			
UNIT REVENUE:	\$910.00	TOTAL REVENUE:	\$3,640
UNIT COST:	\$846.50	TOTAL COST:	\$3,386
UNIT PROFIT (SUBSIDY):	<div style="border-top: 1px solid black; border-bottom: 3px double black;"> \$63.50 </div>	TOTAL PROFIT (SUBSIDY):	<div style="border-top: 1px solid black; border-bottom: 3px double black;"> \$254 </div>
TOTAL UNITS:	4	PCT. COST RECOVERY:	107.50%
SUGGESTED FEE FOR COST RECOVERY OF: 100% \$845 per annual permit			

**CITY OF LONG BEACH
COST DETAIL WORKSHEET
FY 2021-2022**

SERVICE MED WASTE: PRIMARY CARE				REFERENCE NO. EH-219		
NOTE Unit Costs are an Average of Total Units				TOTAL UNITS 4		
<u>DEPARTMENT</u>	<u>POSITION</u>	<u>TYPE</u>	<u>UNIT TIME</u>	<u>UNIT COST</u>	<u>ANN. UNITS</u>	<u>TOTAL COST</u>
HAZARDOUS MATERIAL	HAZ MAT SPEC I/EHS III		5.17	\$772.86	4	\$3,091
HAZARDOUS MATERIAL	HAZ MAT SPEC II		0.25	\$46.31	4	\$185
HAZARDOUS MATERIAL	PUB HEALTH ASSOC II		0.25	\$27.42	4	\$110
		TYPE SUBTOTAL	5.67	\$846.59		\$3,386
		TOTALS	5.67	\$846.50		\$3,386

**CITY OF LONG BEACH
REVENUE AND COST SUMMARY WORKSHEET
FY 2021-2022**

SERVICE MED WASTE: CLINICAL LABORATORY		REFERENCE NO. EH-220	
PRIMARY DEPARTMENT EH-HAZ. MATERIALS	UNIT OF SERVICE PERMIT	SERVICE RECIPIENT 1061	
DESCRIPTION OF SERVICE Annual Permit Fee Charged to Clinical Laboratories by Health Department to Inspect for Proper Medical Waste Storage and Disposal			
CURRENT FEE STRUCTURE \$525 per annual permit			
<u>REVENUE AND COST COMPARISON</u>			
UNIT REVENUE:	\$525.00	TOTAL REVENUE:	\$525
UNIT COST:	\$548.00	TOTAL COST:	\$548
UNIT PROFIT (SUBSIDY):	\$(23.00)	TOTAL PROFIT (SUBSIDY):	\$(23)
TOTAL UNITS:	1	PCT. COST RECOVERY:	95.80%
SUGGESTED FEE FOR COST RECOVERY OF: 100% \$550 per annual permit			

**CITY OF LONG BEACH
COST DETAIL WORKSHEET
FY 2021-2022**

SERVICE MED WASTE: CLINICAL LABORATORY				REFERENCE NO. EH-220		
NOTE Unit Costs are an Average of Total Units				TOTAL UNITS 1		
<u>DEPARTMENT</u>	<u>POSITION</u>	<u>TYPE</u>	<u>UNIT TIME</u>	<u>UNIT COST</u>	<u>ANN. UNITS</u>	<u>TOTAL COST</u>
HAZARDOUS MATERIAL	HAZ MAT SPEC I/EHS III		3.17	\$473.88	1	\$474
HAZARDOUS MATERIAL	HAZ MAT SPEC II		0.25	\$46.31	1	\$46
HAZARDOUS MATERIAL	PUB HEALTH ASSOC II		0.25	\$27.42	1	\$27
		TYPE SUBTOTAL	3.67	\$547.61		\$548
		TOTALS	3.67	\$548.00		\$548

CITY OF LONG BEACH
REVENUE AND COST SUMMARY WORKSHEET
FY 2021-2022

SERVICE MED WASTE: HEALTH CARE SVC PLAN FAC		REFERENCE NO. EH-221	
PRIMARY DEPARTMENT EH-HAZ. MATERIALS	UNIT OF SERVICE PERMIT	SERVICE RECIPIENT 1062	
DESCRIPTION OF SERVICE Annual Permit Fee Charged to Health Care Service Plan Facilities by Health Department to Inspect for Proper Medical Waste Storage and Disposal			
CURRENT FEE STRUCTURE \$910 per annual permit			
<u>REVENUE AND COST COMPARISON</u>			
UNIT REVENUE:	\$910.00	TOTAL REVENUE:	\$2,730
UNIT COST:	\$772.00	TOTAL COST:	\$2,316
UNIT PROFIT (SUBSIDY):	<hr style="width: 100%;"/> \$138.00	TOTAL PROFIT (SUBSIDY):	<hr style="width: 100%;"/> \$414
TOTAL UNITS:	3	PCT. COST RECOVERY:	117.88%
SUGGESTED FEE FOR COST RECOVERY OF: 100% \$770 per annual permit			

**CITY OF LONG BEACH
COST DETAIL WORKSHEET
FY 2021-2022**

SERVICE MED WASTE: HEALTH CARE SVC PLAN FAC				REFERENCE NO. EH-221		
NOTE Unit Costs are an Average of Total Units				TOTAL UNITS 3		
<u>DEPARTMENT</u>	<u>POSITION</u>	<u>TYPE</u>	<u>UNIT TIME</u>	<u>UNIT COST</u>	<u>ANN. UNITS</u>	<u>TOTAL COST</u>
HAZARDOUS MATERIAL	HAZ MAT SPEC I/EHS III		4.67	\$698.12	3	\$2,094
HAZARDOUS MATERIAL	HAZ MAT SPEC II		0.25	\$46.31	3	\$139
HAZARDOUS MATERIAL	PUB HEALTH ASSOC II		0.25	\$27.42	3	\$82
		TYPE SUBTOTAL	5.17	\$771.85		\$2,316
		TOTALS	5.17	\$772.00		\$2,316

CITY OF LONG BEACH
REVENUE AND COST SUMMARY WORKSHEET
FY 2021-2022

SERVICE MED WASTE: VETERINARY CLINIC/HOSP.		REFERENCE NO. EH-222	
PRIMARY DEPARTMENT EH-HAZ. MATERIALS	UNIT OF SERVICE PERMIT	SERVICE RECIPIENT 1063	
DESCRIPTION OF SERVICE Annual Permit Fee Charged to Veterinary Clinics or Hospitals by Health Department to Inspect for Proper Medical Waste Storage and Disposal			
CURRENT FEE STRUCTURE \$410 per annual permit			
<u>REVENUE AND COST COMPARISON</u>			
UNIT REVENUE:	\$410.00	TOTAL REVENUE:	\$4,920
UNIT COST:	\$510.25	TOTAL COST:	\$6,123
UNIT PROFIT (SUBSIDY):	\$(100.25)	TOTAL PROFIT (SUBSIDY):	\$(1,203)
TOTAL UNITS:	12	PCT. COST RECOVERY:	80.35%
SUGGESTED FEE FOR COST RECOVERY OF: 100% \$510 per annual permit			

**CITY OF LONG BEACH
COST DETAIL WORKSHEET
FY 2021-2022**

SERVICE MED WASTE: VETERINARY CLINIC/HOSP.				REFERENCE NO. EH-222		
NOTE Unit Costs are an Average of Total Units				TOTAL UNITS 12		
<u>DEPARTMENT</u>	<u>POSITION</u>	<u>TYPE</u>	<u>UNIT TIME</u>	<u>UNIT COST</u>	<u>ANN. UNITS</u>	<u>TOTAL COST</u>
HAZARDOUS MATERIAL	HAZ MAT SPEC I/EHS III		2.92	\$436.51	12	\$5,238
HAZARDOUS MATERIAL	HAZ MAT SPEC II		0.25	\$46.31	12	\$556
HAZARDOUS MATERIAL	PUB HEALTH ASSOC II		0.25	\$27.42	12	\$329
		TYPE SUBTOTAL	3.42	\$510.24		\$6,123
		TOTALS	3.42	\$510.25		\$6,123

CITY OF LONG BEACH
REVENUE AND COST SUMMARY WORKSHEET
FY 2021-2022

SERVICE MED WASTE: MED/DENTAL/VET OFFICE		REFERENCE NO. EH-223	
PRIMARY DEPARTMENT EH-HAZ. MATERIALS	UNIT OF SERVICE PERMIT	SERVICE RECIPIENT 1064	
DESCRIPTION OF SERVICE Annual Permit Fee Charged to Medical/Dental/Veterinary Offices by Health Department to Inspect for Proper Medical Waste Storage and Disposal			
CURRENT FEE STRUCTURE \$420 per annual permit			
<u>REVENUE AND COST COMPARISON</u>			
UNIT REVENUE:	\$420.00	TOTAL REVENUE:	\$3,780
UNIT COST:	\$447.44	TOTAL COST:	\$4,027
UNIT PROFIT (SUBSIDY):	<div style="border-top: 1px solid black; border-bottom: 3px double black;"> \$(27.44) </div>	TOTAL PROFIT (SUBSIDY):	<div style="border-top: 1px solid black; border-bottom: 3px double black;"> \$(247) </div>
TOTAL UNITS:	9	PCT. COST RECOVERY:	93.87%
SUGGESTED FEE FOR COST RECOVERY OF: 100% \$450 per annual permit			

**CITY OF LONG BEACH
COST DETAIL WORKSHEET
FY 2021-2022**

SERVICE MED WASTE: MED/DENTAL/VET OFFICE				REFERENCE NO. EH-223		
NOTE Unit Costs are an Average of Total Units				TOTAL UNITS 9		
<u>DEPARTMENT</u>	<u>POSITION</u>	<u>TYPE</u>	<u>UNIT TIME</u>	<u>UNIT COST</u>	<u>ANN. UNITS</u>	<u>TOTAL COST</u>
HAZARDOUS MATERIAL	HAZ MAT SPEC I/EHS III		2.50	\$373.73	9	\$3,364
HAZARDOUS MATERIAL	HAZ MAT SPEC II		0.25	\$46.31	9	\$417
HAZARDOUS MATERIAL	PUB HEALTH ASSOC II		0.25	\$27.42	9	\$247
		TYPE SUBTOTAL	3.00	\$447.46		\$4,027
		TOTALS	3.00	\$447.44		\$4,027

CITY OF LONG BEACH
REVENUE AND COST SUMMARY WORKSHEET
FY 2021-2022

SERVICE MED WASTE: NURSE-OCCUP CARE		REFERENCE NO. EH-224	
PRIMARY DEPARTMENT EH-HAZ. MATERIALS	UNIT OF SERVICE PERMIT	SERVICE RECIPIENT 1065,1066	
DESCRIPTION OF SERVICE Annual Permit Fee Charged to Nurse/Occupational Care Offices by Health Department to Inspect for Proper Medical Waste Storage and Disposal			
CURRENT FEE STRUCTURE 0-199 lbs. per month - \$200 per annual permit 200+ lbs. per month - \$715 per annual permit			
<u>REVENUE AND COST COMPARISON</u>			
UNIT REVENUE: \$457.50		TOTAL REVENUE: \$1,830	
UNIT COST: \$578.25		TOTAL COST: \$2,313	
UNIT PROFIT (SUBSIDY): \$(120.75)		TOTAL PROFIT (SUBSIDY): \$(483)	
TOTAL UNITS: 4		PCT. COST RECOVERY: 79.12%	
SUGGESTED FEE FOR COST RECOVERY OF: 100% 0-199 lbs. per month - \$520 per annual permit 200+ lbs. per month - \$635 per annual permit			

**CITY OF LONG BEACH
COST DETAIL WORKSHEET
FY 2021-2022**

SERVICE MED WASTE: NURSE-OCCUP CARE				REFERENCE NO. EH-224		
NOTE Unit Costs are an Average of Total Units				TOTAL UNITS 4		
<u>DEPARTMENT</u>	<u>POSITION</u>	<u>TYPE</u>	<u>UNIT TIME</u>	<u>UNIT COST</u>	<u>ANN. UNITS</u>	<u>TOTAL COST</u>
HAZARDOUS MATERIAL HAZ MAT SPEC I/EHS III		< 200 Lbs/Mo	3.00	\$448.47	2	\$897
HAZARDOUS MATERIAL HAZ MAT SPEC II		< 200 Lbs/Mo	0.25	\$46.31	2	\$93
HAZARDOUS MATERIAL PUB HEALTH ASSOC II		< 200 Lbs/Mo	0.25	\$27.42	2	\$55
		TYPE SUBTOTAL	3.50	\$522.20		\$1,044
HAZARDOUS MATERIAL HAZ MAT SPEC I/EHS III		> 200 Lbs/Mo	3.75	\$560.59	2	\$1,121
HAZARDOUS MATERIAL HAZ MAT SPEC II		> 200 Lbs/Mo	0.25	\$46.31	2	\$93
HAZARDOUS MATERIAL PUB HEALTH ASSOC II		> 200 Lbs/Mo	0.25	\$27.42	2	\$55
		TYPE SUBTOTAL	4.25	\$634.32		\$1,269
TOTALS			7.75	\$578.25		\$2,313

CITY OF LONG BEACH
REVENUE AND COST SUMMARY WORKSHEET
FY 2021-2022

SERVICE MED WASTE: AUTOCLAVE		REFERENCE NO. EH-225	
PRIMARY DEPARTMENT EH-HAZ. MATERIALS	UNIT OF SERVICE PERMIT	SERVICE RECIPIENT 1067	
DESCRIPTION OF SERVICE Five Year Permit Fee Charged by Health Department to Owners/Operators of Facilities utilizing an Autoclave			
CURRENT FEE STRUCTURE \$2,175 per quinquennial permit			
<u>REVENUE AND COST COMPARISON</u>			
UNIT REVENUE:	\$2,175.00	TOTAL REVENUE:	\$2,175
UNIT COST:	\$1,270.00	TOTAL COST:	\$1,270
UNIT PROFIT (SUBSIDY):	\$905.00	TOTAL PROFIT (SUBSIDY):	\$905
TOTAL UNITS:	1	PCT. COST RECOVERY:	171.26%
SUGGESTED FEE FOR COST RECOVERY OF: 100% \$1,270 per quinquennial permit			

**CITY OF LONG BEACH
COST DETAIL WORKSHEET
FY 2021-2022**

SERVICE MED WASTE: AUTOCLAVE				REFERENCE NO. EH-225		
NOTE Unit Costs are an Average of Total Units				TOTAL UNITS 1		
<u>DEPARTMENT</u>	<u>POSITION</u>	<u>TYPE</u>	<u>UNIT TIME</u>	<u>UNIT COST</u>	<u>ANN. UNITS</u>	<u>TOTAL COST</u>
HAZARDOUS MATERIAL HAZ MAT SPEC I/EHS III		Per Autoclave	8.00	\$1,195.92	1	\$1,196
HAZARDOUS MATERIAL HAZ MAT SPEC II			0.25	\$46.31	1	\$46
HAZARDOUS MATERIAL PUB HEALTH ASSOC II			0.25	\$27.42	1	\$27
		TYPE SUBTOTAL	8.50	\$1,269.65		\$1,270
TOTALS			8.50	\$1,270.00		\$1,270

CITY OF LONG BEACH
REVENUE AND COST SUMMARY WORKSHEET
FY 2021-2022

SERVICE TEMPORARY BODY ART PERMIT		REFERENCE NO. EH-226	
PRIMARY DEPARTMENT EH-HAZ. MATERIALS	UNIT OF SERVICE PERMIT	SERVICE RECIPIENT 1069,1070	
DESCRIPTION OF SERVICE Permit Fee Charged to Business Owner/Artist to operate body art stand.			
CURRENT FEE STRUCTURE 1-10 artists - \$53 per artist 11+ artists - \$31.20 per artist			
<u>REVENUE AND COST COMPARISON</u>			
UNIT REVENUE: \$148.00		TOTAL REVENUE: \$296	
UNIT COST: \$1,041.50		TOTAL COST: \$2,083	
UNIT PROFIT (SUBSIDY): \$(893.50)		TOTAL PROFIT (SUBSIDY): \$(1,787)	
TOTAL UNITS: 2		PCT. COST RECOVERY: 14.21%	
SUGGESTED FEE FOR COST RECOVERY OF: 100% 1-10 artists - \$95 per artist 11+ artists - \$950 per permit plus \$50 per artist over 10 artists			

**CITY OF LONG BEACH
COST DETAIL WORKSHEET
FY 2021-2022**

SERVICE TEMPORARY BODY ART PERMIT				REFERENCE NO. EH-226		
NOTE Unit Costs are an Average of Total Units				TOTAL UNITS 2		
<u>DEPARTMENT</u>	<u>POSITION</u>	<u>TYPE</u>	<u>UNIT TIME</u>	<u>UNIT COST</u>	<u>ANN. UNITS</u>	<u>TOTAL COST</u>
HAZARDOUS MATERIAL HAZ MAT SPEC I/EHS III		1-10 Artists	3.50	\$523.22	1	\$523
HAZARDOUS MATERIAL HAZ MAT SPEC II		1-10 Artists	0.25	\$46.31	1	\$46
HAZARDOUS MATERIAL PUB HEALTH ASSOC II		1-10 Artists	3.50	\$383.88	1	\$384
		TYPE SUBTOTAL	7.25	\$953.41		\$953
HAZARDOUS MATERIAL HAZ MAT SPEC I/EHS III		11+ Artists	4.00	\$597.96	1	\$598
HAZARDOUS MATERIAL HAZ MAT SPEC II		11+ Artists	0.50	\$92.63	1	\$93
HAZARDOUS MATERIAL PUB HEALTH ASSOC II		11+ Artists	4.00	\$438.72	1	\$439
		TYPE SUBTOTAL	8.50	\$1,129.31		\$1,129
TOTALS			15.75	\$1,041.50		\$2,083

**CITY OF LONG BEACH
REVENUE AND COST SUMMARY WORKSHEET
FY 2021-2022**

SERVICE TEMP BODY ARTIST IN-FIELD LICENSING		REFERENCE NO. EH-227	
PRIMARY DEPARTMENT EH-HAZ. MATERIALS	UNIT OF SERVICE PERMIT	SERVICE RECIPIENT 1071	
DESCRIPTION OF SERVICE Permit Fee Charged to Business Owner/Artist for in-field licensing.			
CURRENT FEE STRUCTURE \$32.35 + application fee			
<u>REVENUE AND COST COMPARISON</u>			
UNIT REVENUE: \$32.00		TOTAL REVENUE: \$32	
UNIT COST: \$148.00		TOTAL COST: \$148	
UNIT PROFIT (SUBSIDY): \$(116.00)		TOTAL PROFIT (SUBSIDY): \$(116)	
TOTAL UNITS: 1		PCT. COST RECOVERY: 21.62%	
SUGGESTED FEE FOR COST RECOVERY OF: 100% 150% of permit fee			

**CITY OF LONG BEACH
COST DETAIL WORKSHEET
FY 2021-2022**

SERVICE TEMP BODY ARTIST IN-FIELD LICENSING				REFERENCE NO. EH-227		
NOTE Unit Costs are an Average of Total Units				TOTAL UNITS 1		
<u>DEPARTMENT</u>	<u>POSITION</u>	<u>TYPE</u>	<u>UNIT TIME</u>	<u>UNIT COST</u>	<u>ANN. UNITS</u>	<u>TOTAL COST</u>
	HAZARDOUS MATERIAL HAZ MAT SPEC I/EHS III		0.50	\$74.75	1	\$75
	HAZARDOUS MATERIAL HAZ MAT SPEC II		0.25	\$46.31	1	\$46
	HAZARDOUS MATERIAL PUB HEALTH ASSOC II		0.25	\$27.42	1	\$27
		TYPE SUBTOTAL	1.00	\$148.48		\$148
		TOTALS	1.00	\$148.00		\$148

CITY OF LONG BEACH
REVENUE AND COST SUMMARY WORKSHEET
FY 2021-2022

SERVICE TEMPORARY BODY ART ORGANIZER		REFERENCE NO. EH-228	
PRIMARY DEPARTMENT EH-HAZ. MATERIALS	UNIT OF SERVICE PERMIT	SERVICE RECIPIENT 1072	
DESCRIPTION OF SERVICE Review of Temporary Body Art Event Organizer			
CURRENT FEE STRUCTURE \$205 per event			
<u>REVENUE AND COST COMPARISON</u>			
UNIT REVENUE:	\$205.00	TOTAL REVENUE:	\$615
UNIT COST:	\$415.00	TOTAL COST:	\$1,245
UNIT PROFIT (SUBSIDY):	<div style="border-top: 1px solid black; border-bottom: 3px double black;"> \$(210.00) </div>	TOTAL PROFIT (SUBSIDY):	<div style="border-top: 1px solid black; border-bottom: 3px double black;"> \$(630) </div>
TOTAL UNITS:	3	PCT. COST RECOVERY:	49.40%
SUGGESTED FEE FOR COST RECOVERY OF: 100% \$415 per permit			

**CITY OF LONG BEACH
COST DETAIL WORKSHEET
FY 2021-2022**

SERVICE TEMPORARY BODY ART ORGANIZER				REFERENCE NO. EH-228		
NOTE Unit Costs are an Average of Total Units				TOTAL UNITS 3		
<u>DEPARTMENT</u>	<u>POSITION</u>	<u>TYPE</u>	<u>UNIT TIME</u>	<u>UNIT COST</u>	<u>ANN. UNITS</u>	<u>TOTAL COST</u>
HAZARDOUS MATERIAL	HAZ MAT SPEC I/EHS III		1.00	\$149.49	3	\$448
HAZARDOUS MATERIAL	HAZ MAT SPEC II		0.25	\$46.31	3	\$139
HAZARDOUS MATERIAL	PUB HEALTH ASSOC II		2.00	\$219.36	3	\$658
		TYPE SUBTOTAL	3.25	\$415.16		\$1,245
TOTALS			3.25	\$415.00		\$1,245

CITY OF LONG BEACH
REVENUE AND COST SUMMARY WORKSHEET
FY 2021-2022

SERVICE TEMPORARY MOBILE HEALTH CLINIC		REFERENCE NO. EH-229	
PRIMARY DEPARTMENT EH-HAZ. MATERIALS	UNIT OF SERVICE PERMIT	SERVICE RECIPIENT 2955	
DESCRIPTION OF SERVICE Permit fee to business owner to operate a temporary mobile health clinic			
CURRENT FEE STRUCTURE \$113 per permit			
<u>REVENUE AND COST COMPARISON</u>			
UNIT REVENUE:	\$113.00	TOTAL REVENUE:	\$3,390
UNIT COST:	\$248.63	TOTAL COST:	\$7,459
UNIT PROFIT (SUBSIDY):	<div style="border-top: 1px solid black; border-bottom: 3px double black;"> \$(135.63) </div>	TOTAL PROFIT (SUBSIDY):	<div style="border-top: 1px solid black; border-bottom: 3px double black;"> \$(4,069) </div>
TOTAL UNITS:	30	PCT. COST RECOVERY:	45.45%
SUGGESTED FEE FOR COST RECOVERY OF: 100% \$250 per permit			

**CITY OF LONG BEACH
COST DETAIL WORKSHEET
FY 2021-2022**

SERVICE TEMPORARY MOBILE HEALTH CLINIC				REFERENCE NO. EH-229		
NOTE Unit Costs are an Average of Total Units				TOTAL UNITS 30		
<u>DEPARTMENT</u>	<u>POSITION</u>	<u>TYPE</u>	<u>UNIT TIME</u>	<u>UNIT COST</u>	<u>ANN. UNITS</u>	<u>TOTAL COST</u>
HAZARDOUS MATERIAL	HAZ MAT SPEC I/EHS III		1.17	\$174.90	30	\$5,247
HAZARDOUS MATERIAL	HAZ MAT SPEC II		0.25	\$46.31	30	\$1,389
HAZARDOUS MATERIAL	PUB HEALTH ASSOC II		0.25	\$27.42	30	\$823
		TYPE SUBTOTAL	1.67	\$248.63		\$7,459
		TOTALS	1.67	\$248.63		\$7,459

CITY OF LONG BEACH
REVENUE AND COST SUMMARY WORKSHEET
FY 2021-2022

SERVICE TEMP MOBILE HEALTH CLINIC IN-FIELD		REFERENCE NO. EH-230	
PRIMARY DEPARTMENT EH-HAZ. MATERIALS	UNIT OF SERVICE PERMIT	SERVICE RECIPIENT 2956	
DESCRIPTION OF SERVICE Business charged for licensing in-field			
CURRENT FEE STRUCTURE \$31.70 + application fee per unit			
<u>REVENUE AND COST COMPARISON</u>			
UNIT REVENUE: \$32.00		TOTAL REVENUE: \$32	
UNIT COST: \$148.00		TOTAL COST: \$148	
UNIT PROFIT (SUBSIDY): \$(116.00)		TOTAL PROFIT (SUBSIDY): \$(116)	
TOTAL UNITS: 1		PCT. COST RECOVERY: 21.62%	
SUGGESTED FEE FOR COST RECOVERY OF: 100% \$150 + application fee per unit			

**CITY OF LONG BEACH
COST DETAIL WORKSHEET
FY 2021-2022**

SERVICE TEMP MOBILE HEALTH CLINIC IN-FIELD				REFERENCE NO. EH-230		
NOTE Unit Costs are an Average of Total Units				TOTAL UNITS 1		
<u>DEPARTMENT</u>	<u>POSITION</u>	<u>TYPE</u>	<u>UNIT TIME</u>	<u>UNIT COST</u>	<u>ANN. UNITS</u>	<u>TOTAL COST</u>
HAZARDOUS MATERIAL	HAZ MAT SPEC I/EHS III		0.50	\$74.75	1	\$75
HAZARDOUS MATERIAL	HAZ MAT SPEC II		0.25	\$46.31	1	\$46
HAZARDOUS MATERIAL	PUB HEALTH ASSOC II		0.25	\$27.42	1	\$27
		TYPE SUBTOTAL	1.00	\$148.48		\$148
TOTALS			1.00	\$148.00		\$148

CITY OF LONG BEACH
REVENUE AND COST SUMMARY WORKSHEET
FY 2021-2022

SERVICE HAZ MAT EMERGENCY RESPONSE		REFERENCE NO. EH-231	
PRIMARY DEPARTMENT EH-HAZ. MATERIALS	UNIT OF SERVICE RESPONSE	SERVICE RECIPIENT 1078	
DESCRIPTION OF SERVICE To oversee haz mat clean up			
CURRENT FEE STRUCTURE \$180 per hour			
<u>REVENUE AND COST COMPARISON</u>			
UNIT REVENUE: \$0.00		TOTAL REVENUE: \$0	
UNIT COST: \$0.00		TOTAL COST: \$0	
UNIT PROFIT (SUBSIDY): \$0.00		TOTAL PROFIT (SUBSIDY): \$0	
TOTAL UNITS: 1		PCT. COST RECOVERY: 0.00%	
SUGGESTED FEE FOR COST RECOVERY OF: 100% Charge the fully allocated hourly rate for all personnel involved plus any outside costs			

**CITY OF LONG BEACH
COST DETAIL WORKSHEET
FY 2021-2022**

SERVICE HAZ MAT EMERGENCY RESPONSE				REFERENCE NO. EH-231		
NOTE Unit Costs are an Average of Total Units				TOTAL UNITS 1		
<u>DEPARTMENT</u>	<u>POSITION</u>	<u>TYPE</u>	<u>UNIT TIME</u>	<u>UNIT COST</u>	<u>ANN. UNITS</u>	<u>TOTAL COST</u>
HAZARDOUS MATERIAL	HAZ MAT SPEC I/EHS III	Actual Costs	0.00	\$0.00	1	\$0
		TYPE SUBTOTAL	0.00	\$0.00		\$0
		TOTALS	0.00	\$0.00		\$0

CITY OF LONG BEACH
REVENUE AND COST SUMMARY WORKSHEET
FY 2021-2022

SERVICE EMERG RESP: HAZ MAT EDUCATION		REFERENCE NO. EH-232	
PRIMARY DEPARTMENT EH-HAZ. MATERIALS	UNIT OF SERVICE PERMIT	SERVICE RECIPIENT 1079	
DESCRIPTION OF SERVICE Educational Fee Charged to Permittees to Cover Cost of Educating Operators on Proper Management of Hazardous Wastes			
CURRENT FEE STRUCTURE \$10.40 per permit			
<u>REVENUE AND COST COMPARISON</u>			
UNIT REVENUE: \$0.00		TOTAL REVENUE: \$0	
UNIT COST: \$0.00		TOTAL COST: \$0	
UNIT PROFIT (SUBSIDY): \$0.00		TOTAL PROFIT (SUBSIDY): \$0	
TOTAL UNITS: 1		PCT. COST RECOVERY: 0.00%	
SUGGESTED FEE FOR COST RECOVERY OF: 100% \$10.40 per permit			

**CITY OF LONG BEACH
COST DETAIL WORKSHEET
FY 2021-2022**

SERVICE EMERG RESP: HAZ MAT EDUCATION				REFERENCE NO. EH-232		
NOTE Unit Costs are an Average of Total Units				TOTAL UNITS <div style="text-align: right;">1</div>		
<u>DEPARTMENT</u>	<u>POSITION</u>	<u>TYPE</u>	<u>UNIT TIME</u>	<u>UNIT COST</u>	<u>ANN. UNITS</u>	<u>TOTAL COST</u>
			0.00	\$0.00	0	\$0
		TYPE SUBTOTAL	0.00	\$0.00		\$0
TOTALS			0.00	\$0.00		\$0

**CITY OF LONG BEACH
REVENUE AND COST SUMMARY WORKSHEET
FY 2021-2022**

SERVICE CUPA: CONDITIONAL AUTHORIZATION		REFERENCE NO. EH-250	
PRIMARY DEPARTMENT EH-CUPA	UNIT OF SERVICE PERMIT	SERVICE RECIPIENT 1091	
DESCRIPTION OF SERVICE Annual Permit Fee Charged by Health Department to Business Owner to Verify Proper Treatment of Hazardous Waste and Closure Cost Estimates			
CURRENT FEE STRUCTURE \$2,775 per annual permit			
<u>REVENUE AND COST COMPARISON</u>			
UNIT REVENUE: \$2,775.00		TOTAL REVENUE: \$5,550	
UNIT COST: \$3,703.00		TOTAL COST: \$7,406	
UNIT PROFIT (SUBSIDY): <u>\$ (928.00)</u>		TOTAL PROFIT (SUBSIDY): <u>\$ (1,856)</u>	
TOTAL UNITS: 2		PCT. COST RECOVERY: 74.94%	
SUGGESTED FEE FOR COST RECOVERY OF: 100% \$3,705 per annual permit			

December 11, 2022

**CITY OF LONG BEACH
COST DETAIL WORKSHEET
FY 2021-2022**

SERVICE CUPA: CONDITIONAL AUTHORIZATION				REFERENCE NO. EH-250		
NOTE Unit Costs are an Average of Total Units				TOTAL UNITS 2		
<u>DEPARTMENT</u>	<u>POSITION</u>	<u>TYPE</u>	<u>UNIT TIME</u>	<u>UNIT COST</u>	<u>ANN. UNITS</u>	<u>TOTAL COST</u>
CUPA - ENVIRON HEALT CLERK TYPIST III			0.25	\$24.74	2	\$49
CUPA - ENVIRON HEALT HAZ WASTE COORD			12.00	\$2,468.52	2	\$4,937
CUPA - ENVIRON HEALT HAZ MAT SPEC I/EHS III			3.00	\$524.64	2	\$1,049
CUPA - ENVIRON HEALT HAZ MAT SPEC II			3.33	\$685.01	2	\$1,370
		TYPE SUBTOTAL	18.58	\$3,702.91		\$7,406
		TOTALS	18.58	\$3,703.00		\$7,406

**CITY OF LONG BEACH
REVENUE AND COST SUMMARY WORKSHEET
FY 2021-2022**

SERVICE CUPA: CONDITIONAL EXEMPTION		REFERENCE NO. EH-251	
PRIMARY DEPARTMENT EH-CUPA	UNIT OF SERVICE PERMIT	SERVICE RECIPIENT 1092,1093	
DESCRIPTION OF SERVICE Annual Permit Fee Charged by Health Department to Business Owner to Verify Proper Treatment of Hazardous Waste			
CURRENT FEE STRUCTURE First Time - \$341 per annual permit Renewal - \$146 per annual permit			
<u>REVENUE AND COST COMPARISON</u>			
UNIT REVENUE: \$243.50		TOTAL REVENUE: \$487	
UNIT COST: \$682.50		TOTAL COST: \$1,365	
UNIT PROFIT (SUBSIDY): \$(439.00)		TOTAL PROFIT (SUBSIDY): \$(878)	
TOTAL UNITS: 2		PCT. COST RECOVERY: 35.68%	
SUGGESTED FEE FOR COST RECOVERY OF: 100% First Time - \$810 per annual permit Renewal - \$555 per annual permit			

**CITY OF LONG BEACH
COST DETAIL WORKSHEET
FY 2021-2022**

SERVICE				REFERENCE NO.		
CUPA: CONDITIONAL EXEMPTION				EH-251		
NOTE				TOTAL UNITS		
Unit Costs are an Average of Total Units				2		
<u>DEPARTMENT</u>	<u>POSITION</u>	<u>TYPE</u>	<u>UNIT TIME</u>	<u>UNIT COST</u>	<u>ANN. UNITS</u>	<u>TOTAL COST</u>
CUPA - ENVIRON HEALT CLERK TYPIST III		First Year	0.50	\$49.48	1	\$49
CUPA - ENVIRON HEALT HAZ WASTE COORD		First Year	2.50	\$514.28	1	\$514
CUPA - ENVIRON HEALT HAZ MAT SPEC I/EHS III		First Year	0.83	\$145.15	1	\$145
CUPA - ENVIRON HEALT HAZ MAT SPEC II		First Year	0.50	\$102.86	1	\$103
		TYPE SUBTOTAL	4.33	\$811.77		\$812
CUPA - ENVIRON HEALT CLERK TYPIST III		Renewal	0.25	\$24.74	1	\$25
CUPA - ENVIRON HEALT HAZ WASTE COORD		Renewal	1.50	\$308.57	1	\$309
CUPA - ENVIRON HEALT HAZ MAT SPEC I/EHS III		Renewal	0.67	\$117.17	1	\$117
CUPA - ENVIRON HEALT HAZ MAT SPEC II		Renewal	0.50	\$102.86	1	\$103
		TYPE SUBTOTAL	2.92	\$553.34		\$553
TOTALS			7.25	\$682.50		\$1,365

**CITY OF LONG BEACH
REVENUE AND COST SUMMARY WORKSHEET
FY 2021-2022**

SERVICE CUPA: EACH ADD'L REGULATED MATERIAL		REFERENCE NO. EH-252	
PRIMARY DEPARTMENT EH-CUPA	UNIT OF SERVICE PERMIT	SERVICE RECIPIENT 1098	
DESCRIPTION OF SERVICE Fee Charged to Business Owner for Each Additional Regulated Hazardous Material Introduced into the Facility			
CURRENT FEE STRUCTURE \$1,595 per permit			
<u>REVENUE AND COST COMPARISON</u>			
UNIT REVENUE: \$1,595.00		TOTAL REVENUE: \$1,595	
UNIT COST: \$2,755.00		TOTAL COST: \$2,755	
UNIT PROFIT (SUBSIDY): \$(1,160.00)		TOTAL PROFIT (SUBSIDY): \$(1,160)	
TOTAL UNITS: 1		PCT. COST RECOVERY: 57.89%	
SUGGESTED FEE FOR COST RECOVERY OF: 100% \$2,755 per permit			

**CITY OF LONG BEACH
COST DETAIL WORKSHEET
FY 2021-2022**

SERVICE CUPA: EACH ADD'L REGULATED MATERIAL				REFERENCE NO. EH-252		
NOTE Unit Costs are an Average of Total Units				TOTAL UNITS 1		
<u>DEPARTMENT</u>	<u>POSITION</u>	<u>TYPE</u>	<u>UNIT TIME</u>	<u>UNIT COST</u>	<u>ANN. UNITS</u>	<u>TOTAL COST</u>
CUPA - ENVIRON HEALT CLERK TYPIST III			0.25	\$24.74	1	\$25
CUPA - ENVIRON HEALT HAZ WASTE COORD			12.00	\$2,468.52	1	\$2,469
CUPA - ENVIRON HEALT HAZ MAT SPEC I/EHS III			1.00	\$174.88	1	\$175
CUPA - ENVIRON HEALT HAZ MAT SPEC II			0.42	\$86.40	1	\$86
		TYPE SUBTOTAL	13.67	\$2,754.54		\$2,755
TOTALS			13.67	\$2,755.00		\$2,755

**CITY OF LONG BEACH
REVENUE AND COST SUMMARY WORKSHEET
FY 2021-2022**

SERVICE CUPA: HAZ WASTE PRODUCER 0-4		REFERENCE NO. EH-253	
PRIMARY DEPARTMENT EH-CUPA	UNIT OF SERVICE PERMIT	SERVICE RECIPIENT 1082	
DESCRIPTION OF SERVICE Annual Permit Fee Charged by Health Department to Business Owner for Inspection of Hazardous Waste Producers (0-4 employees)			
CURRENT FEE STRUCTURE \$551 per annual permit			
<u>REVENUE AND COST COMPARISON</u>			
UNIT REVENUE:	\$551.00	TOTAL REVENUE:	\$300,295
UNIT COST:	\$975.59	TOTAL COST:	\$531,697
UNIT PROFIT (SUBSIDY):	<div style="border-top: 1px solid black; border-bottom: 3px double black;">\$(424.59)</div>	TOTAL PROFIT (SUBSIDY):	<div style="border-top: 1px solid black; border-bottom: 3px double black;">\$(231,402)</div>
TOTAL UNITS:	545	PCT. COST RECOVERY:	56.48%
SUGGESTED FEE FOR COST RECOVERY OF: 100% \$975 per annual permit			

**CITY OF LONG BEACH
COST DETAIL WORKSHEET
FY 2021-2022**

SERVICE CUPA: HAZ WASTE PRODUCER 0-4				REFERENCE NO. EH-253		
NOTE Unit Costs are an Average of Total Units				TOTAL UNITS 545		
<u>DEPARTMENT</u>	<u>POSITION</u>	<u>TYPE</u>	<u>UNIT TIME</u>	<u>UNIT COST</u>	<u>ANN. UNITS</u>	<u>TOTAL COST</u>
ENV HEALTH BUREAU A	SECRETARY		0.25	\$20.35	545	\$11,091
CUPA - ENVIRON HEALT	HAZ WASTE COORD		0.25	\$51.43	545	\$28,029
CUPA - ENVIRON HEALT	HAZ MAT SPEC I/EHS III		4.50	\$786.96	545	\$428,893
CUPA - ENVIRON HEALT	HAZ MAT SPEC II		0.42	\$86.40	545	\$47,088
CUPA - ENVIRON HEALT	PUB HEALTH ASSOC II		0.25	\$30.45	545	\$16,595
		TYPE SUBTOTAL	5.67	\$975.59		\$531,697
		TOTALS	5.67	\$975.59		\$531,697

CITY OF LONG BEACH
REVENUE AND COST SUMMARY WORKSHEET
FY 2021-2022

SERVICE CUPA: HAZ WASTE PRODUCER 5-19		REFERENCE NO. EH-254	
PRIMARY DEPARTMENT EH-CUPA	UNIT OF SERVICE PERMIT	SERVICE RECIPIENT 1083	
DESCRIPTION OF SERVICE Annual Permit Fee Charged by Health Department to Business Owner for Inspection of Hazardous Waste Producers (5-19 employees)			
CURRENT FEE STRUCTURE \$968 per annual permit			
<u>REVENUE AND COST COMPARISON</u>			
UNIT REVENUE: \$968.00		TOTAL REVENUE: \$146,168	
UNIT COST: \$1,668.83		TOTAL COST: \$251,993	
UNIT PROFIT (SUBSIDY): \$(700.83)		TOTAL PROFIT (SUBSIDY): \$(105,825)	
TOTAL UNITS: 151		PCT. COST RECOVERY: 58.00%	
SUGGESTED FEE FOR COST RECOVERY OF: 100% \$1,670 per annual permit			

**CITY OF LONG BEACH
COST DETAIL WORKSHEET
FY 2021-2022**

SERVICE CUPA: HAZ WASTE PRODUCER 5-19				REFERENCE NO. EH-254		
NOTE Unit Costs are an Average of Total Units				TOTAL UNITS 151		
<u>DEPARTMENT</u>	<u>POSITION</u>	<u>TYPE</u>	<u>UNIT TIME</u>	<u>UNIT COST</u>	<u>ANN. UNITS</u>	<u>TOTAL COST</u>
ENV HEALTH BUREAU A	SECRETARY		0.25	\$20.35	151	\$3,073
CUPA - ENVIRON HEALT	HAZ WASTE COORD		0.25	\$51.43	151	\$7,766
CUPA - ENVIRON HEALT	HAZ MAT SPEC I/EHS III		8.17	\$1,428.77	151	\$215,744
CUPA - ENVIRON HEALT	HAZ MAT SPEC II		0.67	\$137.83	151	\$20,812
CUPA - ENVIRON HEALT	PUB HEALTH ASSOC II		0.25	\$30.45	151	\$4,598
		TYPE SUBTOTAL	9.59	\$1,668.83		\$251,993
		TOTALS	9.59	\$1,668.83		\$251,993

**CITY OF LONG BEACH
REVENUE AND COST SUMMARY WORKSHEET
FY 2021-2022**

SERVICE CUPA: HAZ WASTE PRODUCER 20-100		REFERENCE NO. EH-255	
PRIMARY DEPARTMENT EH-CUPA	UNIT OF SERVICE PERMIT	SERVICE RECIPIENT 1084	
DESCRIPTION OF SERVICE Annual Permit Fee Charged by Health Department to Business Owner for Inspection of Hazardous Waste Producers (20-100 employees)			
CURRENT FEE STRUCTURE \$1,487 per annual permit			
<u>REVENUE AND COST COMPARISON</u>			
UNIT REVENUE:	\$1,487.00	TOTAL REVENUE:	\$83,272
UNIT COST:	\$2,571.21	TOTAL COST:	\$143,988
UNIT PROFIT (SUBSIDY):	<div style="border-top: 1px solid black; border-bottom: 3px double black;">\$(1,084.21)</div>	TOTAL PROFIT (SUBSIDY):	<div style="border-top: 1px solid black; border-bottom: 3px double black;">\$(60,716)</div>
TOTAL UNITS:	56	PCT. COST RECOVERY:	57.83%
SUGGESTED FEE FOR COST RECOVERY OF: 100% \$2,570 per annual permit			

**CITY OF LONG BEACH
COST DETAIL WORKSHEET
FY 2021-2022**

SERVICE CUPA: HAZ WASTE PRODUCER 20-100				REFERENCE NO. EH-255		
NOTE Unit Costs are an Average of Total Units				TOTAL UNITS 56		
<u>DEPARTMENT</u>	<u>POSITION</u>	<u>TYPE</u>	<u>UNIT TIME</u>	<u>UNIT COST</u>	<u>ANN. UNITS</u>	<u>TOTAL COST</u>
ENV HEALTH BUREAU A	SECRETARY		0.25	\$20.35	56	\$1,140
CUPA - ENVIRON HEALT	HAZ WASTE COORD		0.25	\$51.43	56	\$2,880
CUPA - ENVIRON HEALT	HAZ MAT SPEC I/EHS III		13.33	\$2,331.15	56	\$130,544
CUPA - ENVIRON HEALT	HAZ MAT SPEC II		0.67	\$137.83	56	\$7,718
CUPA - ENVIRON HEALT	PUB HEALTH ASSOC II		0.25	\$30.45	56	\$1,705
		TYPE SUBTOTAL	14.75	\$2,571.21		\$143,988
		TOTALS	14.75	\$2,571.21		\$143,988

CITY OF LONG BEACH
REVENUE AND COST SUMMARY WORKSHEET
FY 2021-2022

SERVICE CUPA: HAZ WASTE PRODUCER 101-500		REFERENCE NO. EH-255A	
PRIMARY DEPARTMENT EH-CUPA	UNIT OF SERVICE PERMIT	SERVICE RECIPIENT 1085	
DESCRIPTION OF SERVICE Annual Permit Fee Charged by Health Department to Business Owner for Inspection of Hazardous Waste Producers (101-500 employees)			
CURRENT FEE STRUCTURE \$2,633 per annual permit			
<u>REVENUE AND COST COMPARISON</u>			
UNIT REVENUE: \$2,633.00		TOTAL REVENUE: \$18,431	
UNIT COST: \$4,655.71		TOTAL COST: \$32,590	
UNIT PROFIT (SUBSIDY): \$(2,022.71)		TOTAL PROFIT (SUBSIDY): \$(14,159)	
TOTAL UNITS: 7		PCT. COST RECOVERY: 56.55%	
SUGGESTED FEE FOR COST RECOVERY OF: 100% \$4,655 per annual permit			

**CITY OF LONG BEACH
COST DETAIL WORKSHEET
FY 2021-2022**

SERVICE CUPA: HAZ WASTE PRODUCER 101-500				REFERENCE NO. EH-255A		
NOTE Unit Costs are an Average of Total Units				TOTAL UNITS 7		
<u>DEPARTMENT</u>	<u>POSITION</u>	<u>TYPE</u>	<u>UNIT TIME</u>	<u>UNIT COST</u>	<u>ANN. UNITS</u>	<u>TOTAL COST</u>
ENV HEALTH BUREAU A	SECRETARY		0.25	\$20.35	7	\$142
CUPA - ENVIRON HEALT	HAZ WASTE COORD		0.25	\$51.43	7	\$360
CUPA - ENVIRON HEALT	HAZ MAT SPEC I/EHS III		25.25	\$4,415.72	7	\$30,910
CUPA - ENVIRON HEALT	HAZ MAT SPEC II		0.67	\$137.83	7	\$965
CUPA - ENVIRON HEALT	PUB HEALTH ASSOC II		0.25	\$30.45	7	\$213
		TYPE SUBTOTAL	26.67	\$4,655.78		\$32,590
		TOTALS	26.67	\$4,655.71		\$32,590

CITY OF LONG BEACH
REVENUE AND COST SUMMARY WORKSHEET
FY 2021-2022

SERVICE CUPA: HAZ WASTE PRODUCER 501+		REFERENCE NO. EH-256	
PRIMARY DEPARTMENT EH-CUPA	UNIT OF SERVICE PERMIT	SERVICE RECIPIENT 1086	
DESCRIPTION OF SERVICE Annual Permit Fee Charged by Health Department to Business Owner for Inspection of Hazardous Waste Producers (501+ employees)			
CURRENT FEE STRUCTURE \$3,331 per annual permit			
<u>REVENUE AND COST COMPARISON</u>			
UNIT REVENUE:	\$3,331.00	TOTAL REVENUE:	\$6,662
UNIT COST:	\$5,866.00	TOTAL COST:	\$11,732
UNIT PROFIT (SUBSIDY):	\$(2,535.00)	TOTAL PROFIT (SUBSIDY):	\$(5,070)
TOTAL UNITS:	2	PCT. COST RECOVERY:	56.78%
SUGGESTED FEE FOR COST RECOVERY OF: 100% \$5,865 per annual permit			

December 11, 2022

**CITY OF LONG BEACH
COST DETAIL WORKSHEET
FY 2021-2022**

SERVICE CUPA: HAZ WASTE PRODUCER 501+				REFERENCE NO. EH-256		
NOTE Unit Costs are an Average of Total Units				TOTAL UNITS 2		
<u>DEPARTMENT</u>	<u>POSITION</u>	<u>TYPE</u>	<u>UNIT TIME</u>	<u>UNIT COST</u>	<u>ANN. UNITS</u>	<u>TOTAL COST</u>
ENV HEALTH BUREAU A	SECRETARY		0.25	\$20.35	2	\$41
CUPA - ENVIRON HEALT	HAZ WASTE COORD		0.25	\$51.43	2	\$103
CUPA - ENVIRON HEALT	HAZ MAT SPEC I/EHS III		32.17	\$5,625.89	2	\$11,252
CUPA - ENVIRON HEALT	HAZ MAT SPEC II		0.67	\$137.83	2	\$276
CUPA - ENVIRON HEALT	PUB HEALTH ASSOC II		0.25	\$30.45	2	\$61
		TYPE SUBTOTAL	33.59	\$5,865.95		\$11,732
		TOTALS	33.59	\$5,866.00		\$11,732

CITY OF LONG BEACH
REVENUE AND COST SUMMARY WORKSHEET
FY 2021-2022

SERVICE CUPA: PERMIT BY RULE		REFERENCE NO. EH-257																					
PRIMARY DEPARTMENT EH-CUPA	UNIT OF SERVICE PERMIT	SERVICE RECIPIENT 1090																					
DESCRIPTION OF SERVICE Annual Permit Fee Charged by Health Department to Business Owner to Verify Proper Treatment of Hazardous Waste, Closure Costs Estimates, Closure Plan and Financial Assurance																							
CURRENT FEE STRUCTURE \$2,775 per annual permit																							
<table style="width: 100%; border-collapse: collapse;"> <thead> <tr> <th colspan="4" style="text-align: center; border-bottom: 1px solid black;">REVENUE AND COST COMPARISON</th> </tr> </thead> <tbody> <tr> <td style="width: 30%; text-align: right; vertical-align: top;">UNIT REVENUE:</td> <td style="width: 20%; text-align: right; vertical-align: top;">\$8,325.00</td> <td style="width: 30%; text-align: right; vertical-align: top;">TOTAL REVENUE:</td> <td style="width: 20%; text-align: right; vertical-align: top;">\$8,325</td> </tr> <tr> <td style="text-align: right; vertical-align: top;">UNIT COST:</td> <td style="text-align: right; vertical-align: top;">\$11,211.00</td> <td style="text-align: right; vertical-align: top;">TOTAL COST:</td> <td style="text-align: right; vertical-align: top;">\$11,211</td> </tr> <tr> <td style="text-align: right; vertical-align: top;">UNIT PROFIT (SUBSIDY):</td> <td style="text-align: right; vertical-align: top; border-top: 1px solid black; border-bottom: 3px double black;">\$(2,886.00)</td> <td style="text-align: right; vertical-align: top;">TOTAL PROFIT (SUBSIDY):</td> <td style="text-align: right; vertical-align: top; border-top: 1px solid black; border-bottom: 3px double black;">\$(2,886)</td> </tr> <tr> <td style="text-align: right; vertical-align: top;">TOTAL UNITS:</td> <td style="text-align: right; vertical-align: top;">1</td> <td style="text-align: right; vertical-align: top;">PCT. COST RECOVERY:</td> <td style="text-align: right; vertical-align: top;">74.26%</td> </tr> </tbody> </table>				REVENUE AND COST COMPARISON				UNIT REVENUE:	\$8,325.00	TOTAL REVENUE:	\$8,325	UNIT COST:	\$11,211.00	TOTAL COST:	\$11,211	UNIT PROFIT (SUBSIDY):	\$(2,886.00)	TOTAL PROFIT (SUBSIDY):	\$(2,886)	TOTAL UNITS:	1	PCT. COST RECOVERY:	74.26%
REVENUE AND COST COMPARISON																							
UNIT REVENUE:	\$8,325.00	TOTAL REVENUE:	\$8,325																				
UNIT COST:	\$11,211.00	TOTAL COST:	\$11,211																				
UNIT PROFIT (SUBSIDY):	\$(2,886.00)	TOTAL PROFIT (SUBSIDY):	\$(2,886)																				
TOTAL UNITS:	1	PCT. COST RECOVERY:	74.26%																				
SUGGESTED FEE FOR COST RECOVERY OF: 100% \$3,735 per annual permit																							

December 11, 2022

**CITY OF LONG BEACH
COST DETAIL WORKSHEET
FY 2021-2022**

SERVICE CUPA: PERMIT BY RULE				REFERENCE NO. EH-257		
NOTE Unit Costs are an Average of Total Units				TOTAL UNITS 1		
<u>DEPARTMENT</u>	<u>POSITION</u>	<u>TYPE</u>	<u>UNIT TIME</u>	<u>UNIT COST</u>	<u>ANN. UNITS</u>	<u>TOTAL COST</u>
ENV HEALTH BUREAU A SECRETARY			0.25	\$20.35	1	\$20
CUPA - ENVIRON HEALT CLERK TYPIST III			0.25	\$24.74	1	\$25
CUPA - ENVIRON HEALT HAZ WASTE COORD		Every 3 Years	45.00	\$9,256.95	1	\$9,257
CUPA - ENVIRON HEALT HAZ MAT SPEC I/EHS III			7.00	\$1,224.16	1	\$1,224
CUPA - ENVIRON HEALT HAZ MAT SPEC II			3.33	\$685.01	1	\$685
		TYPE SUBTOTAL	55.83	\$11,211.21		\$11,211
TOTALS			55.83	\$11,211.00		\$11,211

CITY OF LONG BEACH
REVENUE AND COST SUMMARY WORKSHEET
FY 2021-2022

SERVICE CUPA: RMP REVIEW - PGM 1		REFERENCE NO. EH-258	
PRIMARY DEPARTMENT EH-CUPA	UNIT OF SERVICE PERMIT	SERVICE RECIPIENT 1096	
DESCRIPTION OF SERVICE Fee Charged to Business Owner for Review of Risk Management Plan (RMP) for Tier 1 (lowest risk) Facilities			
CURRENT FEE STRUCTURE \$2,547 per annual permit			
<u>REVENUE AND COST COMPARISON</u>			
UNIT REVENUE:	\$7,641.00	TOTAL REVENUE:	\$7,641
UNIT COST:	\$18,820.00	TOTAL COST:	\$18,820
UNIT PROFIT (SUBSIDY):	\$(11,179.00)	TOTAL PROFIT (SUBSIDY):	\$(11,179)
TOTAL UNITS:	1	PCT. COST RECOVERY:	40.60%
SUGGESTED FEE FOR COST RECOVERY OF: 100% \$6,275 per annual permit			

**CITY OF LONG BEACH
COST DETAIL WORKSHEET
FY 2021-2022**

SERVICE CUPA: RMP REVIEW - PGM 1				REFERENCE NO. EH-258		
NOTE Unit Costs are an Average of Total Units				TOTAL UNITS 1		
<u>DEPARTMENT</u>	<u>POSITION</u>	<u>TYPE</u>	<u>UNIT TIME</u>	<u>UNIT COST</u>	<u>ANN. UNITS</u>	<u>TOTAL COST</u>
ENV HEALTH BUREAU A SECRETARY			0.25	\$20.35	1	\$20
CUPA - ENVIRON HEALT CLERK TYPIST III			0.25	\$24.74	1	\$25
CUPA - ENVIRON HEALT HAZ WASTE COORD		Every 3 Years	90.00	\$18,513.90	1	\$18,514
CUPA - ENVIRON HEALT HAZ MAT SPEC I/EHS III			1.00	\$174.88	1	\$175
CUPA - ENVIRON HEALT HAZ MAT SPEC II			0.42	\$86.40	1	\$86
		TYPE SUBTOTAL	91.92	\$18,820.27		\$18,820
TOTALS			91.92	\$18,820.00		\$18,820

**CITY OF LONG BEACH
REVENUE AND COST SUMMARY WORKSHEET
FY 2021-2022**

SERVICE CUPA: RMP REVIEW - PGM 2/3		REFERENCE NO. EH-259	
PRIMARY DEPARTMENT EH-CUPA	UNIT OF SERVICE PERMIT	SERVICE RECIPIENT 1097	
DESCRIPTION OF SERVICE Fee Charged to Business Owner for Review of Risk Management Plan (RMP) for Tier 2-3 (moderate-high risk) Facilities			
CURRENT FEE STRUCTURE \$3,294 per annual permit			
<u>REVENUE AND COST COMPARISON</u>			
UNIT REVENUE:	\$9,882.00	TOTAL REVENUE:	\$29,646
UNIT COST:	\$23,109.33	TOTAL COST:	\$69,328
UNIT PROFIT (SUBSIDY):	\$(13,227.33)	TOTAL PROFIT (SUBSIDY):	\$(39,682)
TOTAL UNITS:	3	PCT. COST RECOVERY:	42.76%
SUGGESTED FEE FOR COST RECOVERY OF: 100% \$7,705 per annual permit			

**CITY OF LONG BEACH
COST DETAIL WORKSHEET
FY 2021-2022**

SERVICE CUPA: RMP REVIEW - PGM 2/3				REFERENCE NO. EH-259		
NOTE Unit Costs are an Average of Total Units				TOTAL UNITS 3		
<u>DEPARTMENT</u>	<u>POSITION</u>	<u>TYPE</u>	<u>UNIT TIME</u>	<u>UNIT COST</u>	<u>ANN. UNITS</u>	<u>TOTAL COST</u>
ENV HEALTH BUREAU A SECRETARY			0.25	\$20.35	3	\$61
CUPA - ENVIRON HEALT CLERK TYPIST III			0.25	\$24.74	3	\$74
CUPA - ENVIRON HEALT HAZ WASTE COORD		Every 3 Years	110.00	\$22,628.10	3	\$67,884
CUPA - ENVIRON HEALT HAZ MAT SPEC I/EHS III			2.00	\$349.76	3	\$1,049
CUPA - ENVIRON HEALT HAZ MAT SPEC II			0.42	\$86.40	3	\$259
		TYPE SUBTOTAL	112.92	\$23,109.35		\$69,328
TOTALS			112.92	\$23,109.33		\$69,328

**CITY OF LONG BEACH
REVENUE AND COST SUMMARY WORKSHEET
FY 2021-2022**

SERVICE CUPA: SMALL QAUNT. SPECIFIED WASTE		REFERENCE NO. EH-260	
PRIMARY DEPARTMENT EH-CUPA	UNIT OF SERVICE PERMIT	SERVICE RECIPIENT 1081	
DESCRIPTION OF SERVICE Annual Permit Fee Charged by Health Department to Business Owner for Inspection of Small Quantity Specified Waste Facilities			
CURRENT FEE STRUCTURE \$254 per annual permit			
<u>REVENUE AND COST COMPARISON</u>			
UNIT REVENUE:	\$254.00	TOTAL REVENUE:	\$3,048
UNIT COST:	\$538.42	TOTAL COST:	\$6,461
UNIT PROFIT (SUBSIDY):	\$(284.42)	TOTAL PROFIT (SUBSIDY):	\$(3,413)
TOTAL UNITS:	12	PCT. COST RECOVERY:	47.18%
SUGGESTED FEE FOR COST RECOVERY OF: 100% \$540 per annual permit			

**CITY OF LONG BEACH
COST DETAIL WORKSHEET
FY 2021-2022**

SERVICE CUPA: SMALL QAUNT. SPECIFIED WASTE				REFERENCE NO. EH-260		
NOTE Unit Costs are an Average of Total Units				TOTAL UNITS 12		
<u>DEPARTMENT</u>	<u>POSITION</u>	<u>TYPE</u>	<u>UNIT TIME</u>	<u>UNIT COST</u>	<u>ANN. UNITS</u>	<u>TOTAL COST</u>
ENV HEALTH BUREAU A	SECRETARY		0.25	\$20.35	12	\$244
CUPA - ENVIRON HEALT	HAZ WASTE COORD		0.25	\$51.43	12	\$617
CUPA - ENVIRON HEALT	HAZ MAT SPEC I/EHS III		2.00	\$349.76	12	\$4,197
CUPA - ENVIRON HEALT	HAZ MAT SPEC II		0.42	\$86.40	12	\$1,037
CUPA - ENVIRON HEALT	PUB HEALTH ASSOC II		0.25	\$30.45	12	\$365
		TYPE SUBTOTAL	3.17	\$538.39		\$6,461
		TOTALS	3.17	\$538.42		\$6,461

**CITY OF LONG BEACH
REVENUE AND COST SUMMARY WORKSHEET
FY 2021-2022**

SERVICE CUPA: X-RAY SILVER HALIDE GENERATOR		REFERENCE NO. EH-261	
PRIMARY DEPARTMENT EH-CUPA	UNIT OF SERVICE PERMIT	SERVICE RECIPIENT 1087	
DESCRIPTION OF SERVICE Annual Permit Fee Charged by Health Department to Business Owner for Inspection of Hazardous Waste from X-Ray Machines			
CURRENT FEE STRUCTURE \$106 per annual permit			
<u>REVENUE AND COST COMPARISON</u>			
UNIT REVENUE:	\$106.00	TOTAL REVENUE:	\$4,982
UNIT COST:	\$319.79	TOTAL COST:	\$15,030
UNIT PROFIT (SUBSIDY):	\$(213.79)	TOTAL PROFIT (SUBSIDY):	\$(10,048)
TOTAL UNITS:	47	PCT. COST RECOVERY:	33.15%
SUGGESTED FEE FOR COST RECOVERY OF: 100% \$320 per annual permit			

**CITY OF LONG BEACH
COST DETAIL WORKSHEET
FY 2021-2022**

SERVICE CUPA: X-RAY SILVER HALIDE GENERATOR				REFERENCE NO. EH-261		
NOTE Unit Costs are an Average of Total Units				TOTAL UNITS 47		
<u>DEPARTMENT</u>	<u>POSITION</u>	<u>TYPE</u>	<u>UNIT TIME</u>	<u>UNIT COST</u>	<u>ANN. UNITS</u>	<u>TOTAL COST</u>
ENV HEALTH BUREAU A	SECRETARY		0.25	\$20.35	47	\$956
CUPA - ENVIRON HEALT	HAZ WASTE COORD		0.25	\$51.43	47	\$2,417
CUPA - ENVIRON HEALT	HAZ MAT SPEC I/EHS III		0.75	\$131.16	47	\$6,165
CUPA - ENVIRON HEALT	HAZ MAT SPEC II		0.42	\$86.40	47	\$4,061
CUPA - ENVIRON HEALT	PUB HEALTH ASSOC II		0.25	\$30.45	47	\$1,431
		TYPE SUBTOTAL	1.92	\$319.79		\$15,030
		TOTALS	1.92	\$319.79		\$15,030

CITY OF LONG BEACH
REVENUE AND COST SUMMARY WORKSHEET
FY 2021-2022

SERVICE CUPA: REINSPECTION		REFERENCE NO. EH-262	
PRIMARY DEPARTMENT EH-CUPA	UNIT OF SERVICE REINSPECTION	SERVICE RECIPIENT 1088	
DESCRIPTION OF SERVICE Fee Charged by Health Department for Additional Inspections when Corrections are not Completed			
CURRENT FEE STRUCTURE \$205 per reinspection			
<u>REVENUE AND COST COMPARISON</u>			
UNIT REVENUE:	\$205.00	TOTAL REVENUE:	\$20,500
UNIT COST:	\$494.67	TOTAL COST:	\$49,467
UNIT PROFIT (SUBSIDY):	\$(289.67)	TOTAL PROFIT (SUBSIDY):	\$(28,967)
TOTAL UNITS:	100	PCT. COST RECOVERY:	41.44%
SUGGESTED FEE FOR COST RECOVERY OF: 100% 50% of annual permit fee			

**CITY OF LONG BEACH
COST DETAIL WORKSHEET
FY 2021-2022**

SERVICE CUPA: REINSPECTION				REFERENCE NO. EH-262		
NOTE Unit Costs are an Average of Total Units				TOTAL UNITS 100		
<u>DEPARTMENT</u>	<u>POSITION</u>	<u>TYPE</u>	<u>UNIT TIME</u>	<u>UNIT COST</u>	<u>ANN. UNITS</u>	<u>TOTAL COST</u>
ENV HEALTH BUREAU A	SECRETARY		0.25	\$20.35	100	\$2,035
CUPA - ENVIRON HEALT	HAZ WASTE COORD		0.25	\$51.43	100	\$5,143
CUPA - ENVIRON HEALT	HAZ MAT SPEC I/EHS III		1.83	\$320.03	100	\$32,003
CUPA - ENVIRON HEALT	HAZ MAT SPEC II		0.50	\$102.86	100	\$10,286
		TYPE SUBTOTAL	2.83	\$494.67		\$49,467
		TOTALS	2.83	\$494.67		\$49,467

CITY OF LONG BEACH
REVENUE AND COST SUMMARY WORKSHEET
FY 2021-2022

SERVICE CUPA: LATE PAYMENT PENALTY		REFERENCE NO. EH-263	
PRIMARY DEPARTMENT EH-CUPA	UNIT OF SERVICE PENALTY	SERVICE RECIPIENT 1089	
DESCRIPTION OF SERVICE Fee Charged by Health Department for Late Payment on Health Permit (25% of original fee)			
CURRENT FEE STRUCTURE 25% of original fee			
<u>REVENUE AND COST COMPARISON</u>			
UNIT REVENUE:	\$0.00	TOTAL REVENUE:	\$0
UNIT COST:	\$0.00	TOTAL COST:	\$0
UNIT PROFIT (SUBSIDY):	<div style="border-top: 1px solid black; border-bottom: 3px double black;"> \$0.00 </div>	TOTAL PROFIT (SUBSIDY):	<div style="border-top: 1px solid black; border-bottom: 3px double black;"> \$0 </div>
TOTAL UNITS:	1	PCT. COST RECOVERY:	0.00%
SUGGESTED FEE FOR COST RECOVERY OF: 100% 25% of original fee			

**CITY OF LONG BEACH
COST DETAIL WORKSHEET
FY 2021-2022**

SERVICE CUPA: LATE PAYMENT PENALTY				REFERENCE NO. EH-263		
NOTE Unit Costs are an Average of Total Units				TOTAL UNITS <div style="text-align: right;">1</div>		
<u>DEPARTMENT</u>	<u>POSITION</u>	<u>TYPE</u>	<u>UNIT TIME</u>	<u>UNIT COST</u>	<u>ANN. UNITS</u>	<u>TOTAL COST</u>
			0.00	\$0.00	0	\$0
		TYPE SUBTOTAL	0.00	\$0.00		\$0
TOTALS			0.00	\$0.00		\$0

CITY OF LONG BEACH
REVENUE AND COST SUMMARY WORKSHEET
FY 2021-2022

SERVICE CUPA: REPORT REVIEW/HRLY SUPPL. REV		REFERENCE NO. EH-264	
PRIMARY DEPARTMENT EH-CUPA	UNIT OF SERVICE REVIEW	SERVICE RECIPIENT 3269	
DESCRIPTION OF SERVICE Hourly Fee Charged by Health Dept to Property Owner/Responsible Party for Supplemental Review of Project/Report			
CURRENT FEE STRUCTURE \$67 per hour			
<u>REVENUE AND COST COMPARISON</u>			
UNIT REVENUE: \$0.00		TOTAL REVENUE: \$0	
UNIT COST: \$541.00		TOTAL COST: \$541	
UNIT PROFIT (SUBSIDY): \$(541.00)		TOTAL PROFIT (SUBSIDY): \$(541)	
TOTAL UNITS: 1		PCT. COST RECOVERY: 0.00%	
SUGGESTED FEE FOR COST RECOVERY OF: 100% \$500 minimum charge plus \$50 for every 15 minutes over 2 hours			

December 11, 2022

**CITY OF LONG BEACH
COST DETAIL WORKSHEET
FY 2021-2022**

SERVICE CUPA: REPORT REVIEW/HRLY SUPPL. REV				REFERENCE NO. EH-264		
NOTE Unit Costs are an Average of Total Units				TOTAL UNITS 1		
<u>DEPARTMENT</u>	<u>POSITION</u>	<u>TYPE</u>	<u>UNIT TIME</u>	<u>UNIT COST</u>	<u>ANN. UNITS</u>	<u>TOTAL COST</u>
ENV HEALTH BUREAU A	SECRETARY		0.25	\$20.35	1	\$20
CUPA - ENVIRON HEALT	HAZ WASTE COORD		2.00	\$411.42	1	\$411
CUPA - ENVIRON HEALT	HAZ MAT SPEC I/EHS III		0.33	\$57.71	1	\$58
CUPA - ENVIRON HEALT	HAZ MAT SPEC II		0.25	\$51.43	1	\$51
		TYPE SUBTOTAL	2.83	\$540.91		\$541
		TOTALS	2.83	\$541.00		\$541

CITY OF LONG BEACH
REVENUE AND COST SUMMARY WORKSHEET
FY 2021-2022

SERVICE CUPA: REFINERY SAFETY SURCHARGE		REFERENCE NO. EH-265	
PRIMARY DEPARTMENT EH-CUPA	UNIT OF SERVICE PERMIT	SERVICE RECIPIENT 3883,3884,3885,3886	
DESCRIPTION OF SERVICE Annual state surcharge assessed to petroleum refineries			
CURRENT FEE STRUCTURE Tier 4 (<50K BPD) - \$3,500 per annual surcharge Tier 3 (50K-<100K BPD) - \$13,750 per annual surcharge Tier 2 (100K-<200K BPD) - \$27,500 per annual surcharge Tier 1 (200K+ BPD) - \$45,000 per annual surcharge			
<u>REVENUE AND COST COMPARISON</u>			
UNIT REVENUE: \$0.00		TOTAL REVENUE: \$0	
UNIT COST: \$0.00		TOTAL COST: \$0	
UNIT PROFIT (SUBSIDY): \$0.00		TOTAL PROFIT (SUBSIDY): \$0	
TOTAL UNITS: 1		PCT. COST RECOVERY: 0.00%	
SUGGESTED FEE FOR COST RECOVERY OF: 100% Tier 4 (<50K BPD) - \$3,500 per annual surcharge Tier 3 (50K-<100K BPD) - \$13,750 per annual surcharge Tier 2 (100K-<200K BPD) - \$27,500 per annual surcharge Tier 1 (200K+ BPD) - \$45,000 per annual surcharge			

**CITY OF LONG BEACH
COST DETAIL WORKSHEET
FY 2021-2022**

SERVICE CUPA: REFINERY SAFETY SURCHARGE				REFERENCE NO. EH-265		
NOTE Unit Costs are an Average of Total Units				TOTAL UNITS <div style="text-align: right;">1</div>		
<u>DEPARTMENT</u>	<u>POSITION</u>	<u>TYPE</u>	<u>UNIT TIME</u>	<u>UNIT COST</u>	<u>ANN. UNITS</u>	<u>TOTAL COST</u>
			0.00	\$0.00	0	\$0
		TYPE SUBTOTAL	0.00	\$0.00		\$0
TOTALS			0.00	\$0.00		\$0

**CITY OF LONG BEACH
REVENUE AND COST SUMMARY WORKSHEET
FY 2021-2022**

SERVICE CALARP STATE SERVICE CHARGE		REFERENCE NO. EH-266	
PRIMARY DEPARTMENT EH-CUPA	UNIT OF SERVICE PERMIT	SERVICE RECIPIENT 3307	
DESCRIPTION OF SERVICE California Accidental Release Prevention (CalARP) program administration (Annual Surcharge)			
CURRENT FEE STRUCTURE \$270 per annual surcharge			
<u>REVENUE AND COST COMPARISON</u>			
UNIT REVENUE:	\$0.00	TOTAL REVENUE:	\$0
UNIT COST:	\$0.00	TOTAL COST:	\$0
UNIT PROFIT (SUBSIDY):	<div style="border-top: 1px solid black; border-bottom: 3px double black;"> \$0.00 </div>	TOTAL PROFIT (SUBSIDY):	<div style="border-top: 1px solid black; border-bottom: 3px double black;"> \$0 </div>
TOTAL UNITS:	1	PCT. COST RECOVERY:	0.00%
SUGGESTED FEE FOR COST RECOVERY OF: 100% \$270 per annual surcharge			

**CITY OF LONG BEACH
COST DETAIL WORKSHEET
FY 2021-2022**

SERVICE CALARP STATE SERVICE CHARGE				REFERENCE NO. EH-266		
NOTE Unit Costs are an Average of Total Units				TOTAL UNITS 1		
<u>DEPARTMENT</u>	<u>POSITION</u>	<u>TYPE</u>	<u>UNIT TIME</u>	<u>UNIT COST</u>	<u>ANN. UNITS</u>	<u>TOTAL COST</u>
			0.00	\$0.00	0	\$0
		TYPE SUBTOTAL	0.00	\$0.00		\$0
		TOTALS	0.00	\$0.00		\$0

CITY OF LONG BEACH
REVENUE AND COST SUMMARY WORKSHEET
FY 2021-2022

SERVICE U/G STORAGE TANK STATE SERVICE CHG		REFERENCE NO. EH-267	
PRIMARY DEPARTMENT EH-CUPA	UNIT OF SERVICE PERMIT	SERVICE RECIPIENT 3308	
DESCRIPTION OF SERVICE Underground Storage Tank State Service Charge (Surcharge)			
CURRENT FEE STRUCTURE \$20 per occurrence			
<u>REVENUE AND COST COMPARISON</u>			
UNIT REVENUE:	\$0.00	TOTAL REVENUE:	\$0
UNIT COST:	\$0.00	TOTAL COST:	\$0
UNIT PROFIT (SUBSIDY):	\$0.00	TOTAL PROFIT (SUBSIDY):	\$0
TOTAL UNITS:	1	PCT. COST RECOVERY:	0.00%
SUGGESTED FEE FOR COST RECOVERY OF: 100% \$20 per occurrence			

**CITY OF LONG BEACH
COST DETAIL WORKSHEET
FY 2021-2022**

SERVICE U/G STORAGE TANK STATE SERVICE CHG				REFERENCE NO. EH-267		
NOTE Unit Costs are an Average of Total Units				TOTAL UNITS <div style="text-align: right;">1</div>		
<u>DEPARTMENT</u>	<u>POSITION</u>	<u>TYPE</u>	<u>UNIT TIME</u>	<u>UNIT COST</u>	<u>ANN. UNITS</u>	<u>TOTAL COST</u>
			0.00	\$0.00	0	\$0
		TYPE SUBTOTAL	0.00	\$0.00		\$0
TOTALS			0.00	\$0.00		\$0

CITY OF LONG BEACH
REVENUE AND COST SUMMARY WORKSHEET
FY 2021-2022

SERVICE GEN PROG OVERSIGHT STATE SVC CHARGE		REFERENCE NO. EH-268	
PRIMARY DEPARTMENT EH-CUPA	UNIT OF SERVICE PERMIT	SERVICE RECIPIENT 3309	
DESCRIPTION OF SERVICE General Program Oversight State Service Charge (Surcharge)			
CURRENT FEE STRUCTURE \$84 per annual surcharge			
<u>REVENUE AND COST COMPARISON</u>			
UNIT REVENUE:	\$0.00	TOTAL REVENUE:	\$0
UNIT COST:	\$0.00	TOTAL COST:	\$0
UNIT PROFIT (SUBSIDY):	\$0.00	TOTAL PROFIT (SUBSIDY):	\$0
TOTAL UNITS:	1	PCT. COST RECOVERY:	0.00%
SUGGESTED FEE FOR COST RECOVERY OF: 100% \$84 per annual surcharge			

**CITY OF LONG BEACH
COST DETAIL WORKSHEET
FY 2021-2022**

SERVICE GEN PROG OVERSIGHT STATE SVC CHARGE				REFERENCE NO. EH-268		
NOTE Unit Costs are an Average of Total Units				TOTAL UNITS <div style="text-align: right;">1</div>		
<u>DEPARTMENT</u>	<u>POSITION</u>	<u>TYPE</u>	<u>UNIT TIME</u>	<u>UNIT COST</u>	<u>ANN. UNITS</u>	<u>TOTAL COST</u>
			0.00	\$0.00	0	\$0
		TYPE SUBTOTAL	0.00	\$0.00		\$0
TOTALS			0.00	\$0.00		\$0

CITY OF LONG BEACH
REVENUE AND COST SUMMARY WORKSHEET
FY 2021-2022

SERVICE A/G PETROLEUM STORAGE ACT SURCHARGE		REFERENCE NO. EH-269	
PRIMARY DEPARTMENT EH-CUPA	UNIT OF SERVICE PERMIT	SERVICE RECIPIENT 3645	
DESCRIPTION OF SERVICE Fee Charged by Health Department to accommodate CALEPA (pass-through) surcharge			
CURRENT FEE STRUCTURE \$26 each			
<u>REVENUE AND COST COMPARISON</u>			
UNIT REVENUE: \$0.00		TOTAL REVENUE: \$0	
UNIT COST: \$0.00		TOTAL COST: \$0	
UNIT PROFIT (SUBSIDY): \$0.00		TOTAL PROFIT (SUBSIDY): \$0	
TOTAL UNITS: 1		PCT. COST RECOVERY: 0.00%	
SUGGESTED FEE FOR COST RECOVERY OF: 100% \$26 each			

**CITY OF LONG BEACH
COST DETAIL WORKSHEET
FY 2021-2022**

SERVICE A/G PETROLEUM STORAGE ACT SURCHARGE				REFERENCE NO. EH-269		
NOTE Unit Costs are an Average of Total Units				TOTAL UNITS 1		
<u>DEPARTMENT</u>	<u>POSITION</u>	<u>TYPE</u>	<u>UNIT TIME</u>	<u>UNIT COST</u>	<u>ANN. UNITS</u>	<u>TOTAL COST</u>
			0.00	\$0.00	0	\$0
		TYPE SUBTOTAL	0.00	\$0.00		\$0
		TOTALS	0.00	\$0.00		\$0

**CITY OF LONG BEACH
REVENUE AND COST SUMMARY WORKSHEET
FY 2021-2022**

SERVICE CUPA: SITE MITIGATION EXPEDITE		REFERENCE NO. EH-280	
PRIMARY DEPARTMENT EH-CUPA	UNIT OF SERVICE HOUR	SERVICE RECIPIENT 1100	
DESCRIPTION OF SERVICE Fee to expedite site mitigation.			
CURRENT FEE STRUCTURE \$265 per hour			
<u>REVENUE AND COST COMPARISON</u>			
UNIT REVENUE: \$0.00		TOTAL REVENUE: \$0	
UNIT COST: \$0.00		TOTAL COST: \$0	
UNIT PROFIT (SUBSIDY): \$0.00		TOTAL PROFIT (SUBSIDY): \$0	
TOTAL UNITS: 1		PCT. COST RECOVERY: 0.00%	
SUGGESTED FEE FOR COST RECOVERY OF: 100% Charge the fully allocated overtime rate for all personnel involved plus any outside costs			

**CITY OF LONG BEACH
COST DETAIL WORKSHEET
FY 2021-2022**

SERVICE CUPA: SITE MITIGATION EXPEDITE				REFERENCE NO. EH-280		
NOTE Unit Costs are an Average of Total Units				TOTAL UNITS <div style="text-align: right;">1</div>		
<u>DEPARTMENT</u>	<u>POSITION</u>	<u>TYPE</u>	<u>UNIT TIME</u>	<u>UNIT COST</u>	<u>ANN. UNITS</u>	<u>TOTAL COST</u>
			0.00	\$0.00	0	\$0
		TYPE SUBTOTAL	0.00	\$0.00		\$0
TOTALS			0.00	\$0.00		\$0

CITY OF LONG BEACH
REVENUE AND COST SUMMARY WORKSHEET
FY 2021-2022

SERVICE CUPA: UST REMEDIAL OVERSITE PERMIT		REFERENCE NO. EH-281	
PRIMARY DEPARTMENT EH-CUPA	UNIT OF SERVICE HOUR	SERVICE RECIPIENT 1101	
DESCRIPTION OF SERVICE Fee to provide oversite permit.			
CURRENT FEE STRUCTURE \$352 for 2 hours, then hourly rate			
<u>REVENUE AND COST COMPARISON</u>			
UNIT REVENUE:	\$0.00	TOTAL REVENUE:	\$0
UNIT COST:	\$0.00	TOTAL COST:	\$0
UNIT PROFIT (SUBSIDY):	\$0.00	TOTAL PROFIT (SUBSIDY):	\$0
TOTAL UNITS:	1	PCT. COST RECOVERY:	0.00%
SUGGESTED FEE FOR COST RECOVERY OF: 100% Charge the fully allocated hourly rate for all personnel involved plus any outside costs			

**CITY OF LONG BEACH
COST DETAIL WORKSHEET
FY 2021-2022**

SERVICE CUPA: UST REMEDIAL OVERSITE PERMIT				REFERENCE NO. EH-281		
NOTE Unit Costs are an Average of Total Units				TOTAL UNITS <div style="text-align: right;">1</div>		
<u>DEPARTMENT</u>	<u>POSITION</u>	<u>TYPE</u>	<u>UNIT TIME</u>	<u>UNIT COST</u>	<u>ANN. UNITS</u>	<u>TOTAL COST</u>
			0.00	\$0.00	0	\$0
		TYPE SUBTOTAL	0.00	\$0.00		\$0
TOTALS			0.00	\$0.00		\$0

CITY OF LONG BEACH
REVENUE AND COST SUMMARY WORKSHEET
FY 2021-2022

SERVICE CUPA: UST SITE CHARACTERIZATION		REFERENCE NO. EH-282	
PRIMARY DEPARTMENT EH-CUPA	UNIT OF SERVICE HOUR	SERVICE RECIPIENT 1094	
DESCRIPTION OF SERVICE Fee Charged by Health Department to Property Owner for Review of Site Characterization Plan			
CURRENT FEE STRUCTURE \$546 for first review, then hourly rate			
<u>REVENUE AND COST COMPARISON</u>			
UNIT REVENUE:	\$0.00	TOTAL REVENUE:	\$0
UNIT COST:	\$0.00	TOTAL COST:	\$0
UNIT PROFIT (SUBSIDY):	\$0.00	TOTAL PROFIT (SUBSIDY):	\$0
TOTAL UNITS:	1	PCT. COST RECOVERY:	0.00%
SUGGESTED FEE FOR COST RECOVERY OF: 100% Charge the fully allocated hourly rate for all personnel involved plus any outside costs			

**CITY OF LONG BEACH
COST DETAIL WORKSHEET
FY 2021-2022**

SERVICE CUPA: UST SITE CHARACTERIZATION				REFERENCE NO. EH-282		
NOTE Unit Costs are an Average of Total Units				TOTAL UNITS <div style="text-align: right;">1</div>		
<u>DEPARTMENT</u>	<u>POSITION</u>	<u>TYPE</u>	<u>UNIT TIME</u>	<u>UNIT COST</u>	<u>ANN. UNITS</u>	<u>TOTAL COST</u>
			0.00	\$0.00	0	\$0
		TYPE SUBTOTAL	0.00	\$0.00		\$0
TOTALS			0.00	\$0.00		\$0

**CITY OF LONG BEACH
REVENUE AND COST SUMMARY WORKSHEET
FY 2021-2022**

SERVICE CUPA: UST REMEDIAL OVERSITE		REFERENCE NO. EH-283	
PRIMARY DEPARTMENT EH-CUPA	UNIT OF SERVICE PROJECT	SERVICE RECIPIENT 1095	
DESCRIPTION OF SERVICE Fee Charged by Health Department to Property Owner for Maintaining Oversight and Maintaining Files on UST Sites During Remediation			
CURRENT FEE STRUCTURE \$379 annually per project			
<u>REVENUE AND COST COMPARISON</u>			
UNIT REVENUE:	\$379.00	TOTAL REVENUE:	\$379
UNIT COST:	\$472.00	TOTAL COST:	\$472
UNIT PROFIT (SUBSIDY):	\$(93.00)	TOTAL PROFIT (SUBSIDY):	\$(93)
TOTAL UNITS:	1	PCT. COST RECOVERY:	80.30%
SUGGESTED FEE FOR COST RECOVERY OF: 100% \$470 annually per project			

**CITY OF LONG BEACH
COST DETAIL WORKSHEET
FY 2021-2022**

SERVICE CUPA: UST REMEDIAL OVERSITE				REFERENCE NO. EH-283		
NOTE Unit Costs are an Average of Total Units				TOTAL UNITS 1		
<u>DEPARTMENT</u>	<u>POSITION</u>	<u>TYPE</u>	<u>UNIT TIME</u>	<u>UNIT COST</u>	<u>ANN. UNITS</u>	<u>TOTAL COST</u>
CUPA - ENVIRON HEALT HAZ MAT SPEC I/EHS III			2.00	\$349.76	1	\$350
CUPA - ENVIRON HEALT PUB HEALTH ASSOC II			1.00	\$121.79	1	\$122
		TYPE SUBTOTAL	3.00	\$471.55		\$472
		TOTALS	3.00	\$472.00		\$472

**CITY OF LONG BEACH
REVENUE AND COST SUMMARY WORKSHEET
FY 2021-2022**

SERVICE CUPA: UST REMOVAL REPORT REVIEW		REFERENCE NO. EH-284	
PRIMARY DEPARTMENT EH-CUPA	UNIT OF SERVICE HOUR	SERVICE RECIPIENT 1099	
DESCRIPTION OF SERVICE Fee charged to property owner for review of UST Removal report			
CURRENT FEE STRUCTURE \$292 for first review, then hourly rate			
<u>REVENUE AND COST COMPARISON</u>			
UNIT REVENUE:	\$0.00	TOTAL REVENUE:	\$0
UNIT COST:	\$0.00	TOTAL COST:	\$0
UNIT PROFIT (SUBSIDY):	\$0.00	TOTAL PROFIT (SUBSIDY):	\$0
TOTAL UNITS:	1	PCT. COST RECOVERY:	0.00%
SUGGESTED FEE FOR COST RECOVERY OF: 100% Charge the fully allocated hourly rate for all personnel involved plus any outside costs			

**CITY OF LONG BEACH
COST DETAIL WORKSHEET
FY 2021-2022**

SERVICE CUPA: UST REMOVAL REPORT REVIEW				REFERENCE NO. EH-284		
NOTE Unit Costs are an Average of Total Units				TOTAL UNITS <div style="text-align: right;">1</div>		
<u>DEPARTMENT</u>	<u>POSITION</u>	<u>TYPE</u>	<u>UNIT TIME</u>	<u>UNIT COST</u>	<u>ANN. UNITS</u>	<u>TOTAL COST</u>
			0.00	\$0.00	0	\$0
		TYPE SUBTOTAL	0.00	\$0.00		\$0
TOTALS			0.00	\$0.00		\$0

**CITY OF LONG BEACH
REVENUE AND COST SUMMARY WORKSHEET
FY 2021-2022**

SERVICE HAZARDOUS WASTE SITE MITIGATION		REFERENCE NO. EH-285	
PRIMARY DEPARTMENT EH-CUPA	UNIT OF SERVICE HOUR	SERVICE RECIPIENT 1077	
DESCRIPTION OF SERVICE Review of a hazardous waste site mitigation.			
CURRENT FEE STRUCTURE \$180 per hour			
<u>REVENUE AND COST COMPARISON</u>			
UNIT REVENUE: \$0.00		TOTAL REVENUE: \$0	
UNIT COST: \$0.00		TOTAL COST: \$0	
UNIT PROFIT (SUBSIDY): \$0.00		TOTAL PROFIT (SUBSIDY): \$0	
TOTAL UNITS: 1		PCT. COST RECOVERY: 0.00%	
SUGGESTED FEE FOR COST RECOVERY OF: 100% Charge the fully allocated hourly rate for all personnel involved plus any outside costs			

**CITY OF LONG BEACH
COST DETAIL WORKSHEET
FY 2021-2022**

SERVICE HAZARDOUS WASTE SITE MITIGATION				REFERENCE NO. EH-285		
NOTE Unit Costs are an Average of Total Units				TOTAL UNITS <div style="text-align: right;">1</div>		
<u>DEPARTMENT</u>	<u>POSITION</u>	<u>TYPE</u>	<u>UNIT TIME</u>	<u>UNIT COST</u>	<u>ANN. UNITS</u>	<u>TOTAL COST</u>
			0.00	\$0.00	0	\$0
		TYPE SUBTOTAL	0.00	\$0.00		\$0
TOTALS			0.00	\$0.00		\$0

CITY OF LONG BEACH
REVENUE AND COST SUMMARY WORKSHEET
FY 2021-2022

SERVICE PIGEON KEEPER PERMIT		REFERENCE NO. EH-300	
PRIMARY DEPARTMENT EH-VECTOR CONTROL	UNIT OF SERVICE PERMIT	SERVICE RECIPIENT 1023	
DESCRIPTION OF SERVICE Annual Permit Fee Charged by Health Department for Pigeon Keepers			
CURRENT FEE STRUCTURE \$76 per annual permit			
<u>REVENUE AND COST COMPARISON</u>			
UNIT REVENUE:	\$76.00	TOTAL REVENUE:	\$228
UNIT COST:	\$261.33	TOTAL COST:	\$784
UNIT PROFIT (SUBSIDY):	\$(185.33)	TOTAL PROFIT (SUBSIDY):	\$(556)
TOTAL UNITS:	3	PCT. COST RECOVERY:	29.08%
SUGGESTED FEE FOR COST RECOVERY OF: 100% \$260 per annual permit			

**CITY OF LONG BEACH
COST DETAIL WORKSHEET
FY 2021-2022**

SERVICE PIGEON KEEPER PERMIT				REFERENCE NO. EH-300		
NOTE Unit Costs are an Average of Total Units				TOTAL UNITS 3		
<u>DEPARTMENT</u>	<u>POSITION</u>	<u>TYPE</u>	<u>UNIT TIME</u>	<u>UNIT COST</u>	<u>ANN. UNITS</u>	<u>TOTAL COST</u>
VECTOR CONTROL	VECTOR CNTL SPEC II		2.00	\$261.18	3	\$784
		TYPE SUBTOTAL	2.00	\$261.18		\$784
		TOTALS	2.00	\$261.33		\$784

**CITY OF LONG BEACH
REVENUE AND COST SUMMARY WORKSHEET
FY 2021-2022**

SERVICE PRIVATE STABLE PERMIT		REFERENCE NO. EH-301	
PRIMARY DEPARTMENT EH-VECTOR CONTROL	UNIT OF SERVICE PERMIT	SERVICE RECIPIENT 1024	
DESCRIPTION OF SERVICE Annual Permit Fee Charged by Health Department to Private Horse Stable Owners			
CURRENT FEE STRUCTURE \$149 per annual permit			
<u>REVENUE AND COST COMPARISON</u>			
UNIT REVENUE: \$149.00		TOTAL REVENUE: \$2,086	
UNIT COST: \$261.21		TOTAL COST: \$3,657	
UNIT PROFIT (SUBSIDY): \$(112.21)		TOTAL PROFIT (SUBSIDY): \$(1,571)	
TOTAL UNITS: 14		PCT. COST RECOVERY: 57.04%	
SUGGESTED FEE FOR COST RECOVERY OF: 100% \$260 per annual permit			

**CITY OF LONG BEACH
COST DETAIL WORKSHEET
FY 2021-2022**

SERVICE PRIVATE STABLE PERMIT				REFERENCE NO. EH-301		
NOTE Unit Costs are an Average of Total Units				TOTAL UNITS 14		
<u>DEPARTMENT</u>	<u>POSITION</u>	<u>TYPE</u>	<u>UNIT TIME</u>	<u>UNIT COST</u>	<u>ANN. UNITS</u>	<u>TOTAL COST</u>
VECTOR CONTROL	VECTOR CNTL SPEC II		2.00	\$261.18	14	\$3,657
		TYPE SUBTOTAL	2.00	\$261.18		\$3,657
		TOTALS	2.00	\$261.21		\$3,657

CITY OF LONG BEACH
REVENUE AND COST SUMMARY WORKSHEET
FY 2021-2022

SERVICE MOSQUITO/AFRICANIZED BEE ABATEMENT		REFERENCE NO. EH-302	
PRIMARY DEPARTMENT EH-VECTOR CONTROL	UNIT OF SERVICE ABATEMENT	SERVICE RECIPIENT 1025,1026	
DESCRIPTION OF SERVICE Hourly charge to abate mosquito breeding areas. Hourly charge to abate bees and/or hives that may pose a risk to the public's health.			
CURRENT FEE STRUCTURE Mosquito Abatement - \$81 per hour Africanized Honey Bees - \$81 per hour			
<u>REVENUE AND COST COMPARISON</u>			
UNIT REVENUE:	\$92,252.00	TOTAL REVENUE:	\$92,252
UNIT COST:	\$107,019.00	TOTAL COST:	\$107,019
UNIT PROFIT (SUBSIDY):	\$(14,767.00)	TOTAL PROFIT (SUBSIDY):	\$(14,767)
TOTAL UNITS:	1	PCT. COST RECOVERY:	86.20%
SUGGESTED FEE FOR COST RECOVERY OF: 100% This fee should be removed from the fee schedule.			

**CITY OF LONG BEACH
COST DETAIL WORKSHEET
FY 2021-2022**

SERVICE MOSQUITO/AFRICANIZED BEE ABATEMENT				REFERENCE NO. EH-302		
NOTE Unit Costs are an Average of Total Units				TOTAL UNITS 1		
<u>DEPARTMENT</u>	<u>POSITION</u>	<u>TYPE</u>	<u>UNIT TIME</u>	<u>UNIT COST</u>	<u>ANN. UNITS</u>	<u>TOTAL COST</u>
VECTOR CONTROL	VECTOR CNTL SPEC II	25% Of 2	819.50	\$107,018.51	1	\$107,019
		TYPE SUBTOTAL	819.50	\$107,018.51		\$107,019
TOTALS			819.50	\$107,019.00		\$107,019

**CITY OF LONG BEACH
REVENUE AND COST SUMMARY WORKSHEET
FY 2021-2022**

SERVICE VECTOR CONTROL DEMOLITION PERMIT		REFERENCE NO. EH-303	
PRIMARY DEPARTMENT EH-VECTOR CONTROL	UNIT OF SERVICE PERMIT	SERVICE RECIPIENT 3831	
DESCRIPTION OF SERVICE Fee charged to property owner for conducting inspections of construction demolition for infestation. Failure of inspection will require the agency to pay for outside contract for professional pest control and submit completion report to Vector Program.			
CURRENT FEE STRUCTURE \$185 per permit			
<u>REVENUE AND COST COMPARISON</u>			
UNIT REVENUE:	\$185.00	TOTAL REVENUE:	\$3,700
UNIT COST:	\$401.50	TOTAL COST:	\$8,030
UNIT PROFIT (SUBSIDY):	\$(216.50)	TOTAL PROFIT (SUBSIDY):	\$(4,330)
TOTAL UNITS:	20	PCT. COST RECOVERY:	46.08%
SUGGESTED FEE FOR COST RECOVERY OF: 100% \$395 per permit plus \$130 per additional 1,500 square feet over 1,500 square feet			

**CITY OF LONG BEACH
COST DETAIL WORKSHEET
FY 2021-2022**

SERVICE VECTOR CONTROL DEMOLITION PERMIT				REFERENCE NO. EH-303		
NOTE Unit Costs are an Average of Total Units				TOTAL UNITS 20		
<u>DEPARTMENT</u>	<u>POSITION</u>	<u>TYPE</u>	<u>UNIT TIME</u>	<u>UNIT COST</u>	<u>ANN. UNITS</u>	<u>TOTAL COST</u>
FOOD PROGRAM	CLERK TYPIST III		0.50	\$46.51	20	\$930
VECTOR CONTROL	PUB HEALTH PROF II		0.50	\$87.28	20	\$1,746
VECTOR CONTROL	VECTOR CNTL SPEC II		2.00	\$261.18	20	\$5,224
		TYPE SUBTOTAL	3.00	\$394.97		\$7,899
VECTOR CONTROL	VECTOR CNTL SPEC II	Ea Add'l 1,500 Sq Ft	1.00	\$130.59	1	\$131
		TYPE SUBTOTAL	1.00	\$130.59		\$131
TOTALS			4.00	\$401.50		\$8,030

CITY OF LONG BEACH
REVENUE AND COST SUMMARY WORKSHEET
FY 2021-2022

SERVICE VECTOR CONTROL REINSPECTION		REFERENCE NO. EH-304	
PRIMARY DEPARTMENT EH-VECTOR CONTROL	UNIT OF SERVICE REINSPECTION	SERVICE RECIPIENT 3643	
DESCRIPTION OF SERVICE Fee Charged by Health Department for Additional Inspections when Corrections are not Completed			
CURRENT FEE STRUCTURE \$235 per reinspection			
<u>REVENUE AND COST COMPARISON</u>			
UNIT REVENUE: \$235.00		TOTAL REVENUE: \$235	
UNIT COST: \$261.00		TOTAL COST: \$261	
UNIT PROFIT (SUBSIDY): \$(26.00)		TOTAL PROFIT (SUBSIDY): \$(26)	
TOTAL UNITS: 1		PCT. COST RECOVERY: 90.04%	
SUGGESTED FEE FOR COST RECOVERY OF: 100% \$260 per reinspection			

**CITY OF LONG BEACH
COST DETAIL WORKSHEET
FY 2021-2022**

SERVICE VECTOR CONTROL REINSPECTION				REFERENCE NO. EH-304		
NOTE Unit Costs are an Average of Total Units				TOTAL UNITS 1		
<u>DEPARTMENT</u>	<u>POSITION</u>	<u>TYPE</u>	<u>UNIT TIME</u>	<u>UNIT COST</u>	<u>ANN. UNITS</u>	<u>TOTAL COST</u>
VECTOR CONTROL	VECTOR CNTL SPEC II		2.00	\$261.18	1	\$261
		TYPE SUBTOTAL	2.00	\$261.18		\$261
		TOTALS	2.00	\$261.00		\$261

CITY OF LONG BEACH
REVENUE AND COST SUMMARY WORKSHEET
FY 2021-2022

SERVICE NOISE VARIANCE		REFERENCE NO. EH-350	
PRIMARY DEPARTMENT EH-NOISE	UNIT OF SERVICE APPLICATION	SERVICE RECIPIENT 1074	
DESCRIPTION OF SERVICE Fee Charged to Business Owner by Health Department to Cover Cost of Investigation for a Variance on Noise Exceeding City Thresholds			
CURRENT FEE STRUCTURE \$283 per application			
<u>REVENUE AND COST COMPARISON</u>			
UNIT REVENUE:	\$283.00	TOTAL REVENUE:	\$2,830
UNIT COST:	\$686.40	TOTAL COST:	\$6,864
UNIT PROFIT (SUBSIDY):	<div style="border-top: 1px solid black; border-bottom: 3px double black;"> \$(403.40) </div>	TOTAL PROFIT (SUBSIDY):	<div style="border-top: 1px solid black; border-bottom: 3px double black;"> \$(4,034) </div>
TOTAL UNITS:	10	PCT. COST RECOVERY:	41.23%
SUGGESTED FEE FOR COST RECOVERY OF: 100% \$685 per application			

**CITY OF LONG BEACH
COST DETAIL WORKSHEET
FY 2021-2022**

SERVICE NOISE VARIANCE				REFERENCE NO. EH-350		
NOTE Unit Costs are an Average of Total Units				TOTAL UNITS 10		
<u>DEPARTMENT</u>	<u>POSITION</u>	<u>TYPE</u>	<u>UNIT TIME</u>	<u>UNIT COST</u>	<u>ANN. UNITS</u>	<u>TOTAL COST</u>
HAZARDOUS MATERIAL HAZ MAT SPEC II			0.50	\$92.63	10	\$926
CUPA - ENVIRON HEALT CLERK TYPIST III			6.00	\$593.76	10	\$5,938
		TYPE SUBTOTAL	6.50	\$686.39		\$6,864
		TOTALS	6.50	\$686.40		\$6,864

CITY OF LONG BEACH
REVENUE AND COST SUMMARY WORKSHEET
FY 2021-2022

SERVICE NOISE CONTROL BUS. LIC. INSPECTION		REFERENCE NO. EH-351	
PRIMARY DEPARTMENT EH-NOISE	UNIT OF SERVICE PERMIT	SERVICE RECIPIENT 1075	
DESCRIPTION OF SERVICE Fee Charged to Business Owner by Health Department to Cover Cost of Investigation of Noise Caused by Entertainment Venues			
CURRENT FEE STRUCTURE \$245 per permit			
<u>REVENUE AND COST COMPARISON</u>			
UNIT REVENUE:	\$245.00	TOTAL REVENUE:	\$245
UNIT COST:	\$373.00	TOTAL COST:	\$373
UNIT PROFIT (SUBSIDY):	<div style="border-top: 1px solid black; border-bottom: 3px double black;"> \$(128.00) </div>	TOTAL PROFIT (SUBSIDY):	<div style="border-top: 1px solid black; border-bottom: 3px double black;"> \$(128) </div>
TOTAL UNITS:	1	PCT. COST RECOVERY:	65.68%
SUGGESTED FEE FOR COST RECOVERY OF: 100% \$375 per permit			

**CITY OF LONG BEACH
COST DETAIL WORKSHEET
FY 2021-2022**

SERVICE NOISE CONTROL BUS. LIC. INSPECTION				REFERENCE NO. EH-351		
NOTE Unit Costs are an Average of Total Units				TOTAL UNITS 1		
<u>DEPARTMENT</u>	<u>POSITION</u>	<u>TYPE</u>	<u>UNIT TIME</u>	<u>UNIT COST</u>	<u>ANN. UNITS</u>	<u>TOTAL COST</u>
HAZARDOUS MATERIAL	HAZ MAT SPEC I/EHS III		2.00	\$298.98	1	\$299
HAZARDOUS MATERIAL	HAZ MAT SPEC II		0.25	\$46.31	1	\$46
HAZARDOUS MATERIAL	PUB HEALTH ASSOC II		0.25	\$27.42	1	\$27
		TYPE SUBTOTAL	2.50	\$372.71		\$373
		TOTALS	2.50	\$373.00		\$373

**CITY OF LONG BEACH
REVENUE AND COST SUMMARY WORKSHEET
FY 2021-2022**

SERVICE NOISE COMPLAINT INVEST. & RESPONSE		REFERENCE NO. EH-352	
PRIMARY DEPARTMENT EH-NOISE	UNIT OF SERVICE INVESTIGATION	SERVICE RECIPIENT 1076	
DESCRIPTION OF SERVICE Response and investigation of general noise complaints.			
CURRENT FEE STRUCTURE Actual Costs			
<u>REVENUE AND COST COMPARISON</u>			
UNIT REVENUE:	\$0.00	TOTAL REVENUE:	\$0
UNIT COST:	\$2,133.19	TOTAL COST:	\$91,727
UNIT PROFIT (SUBSIDY):	\$(2,133.19)	TOTAL PROFIT (SUBSIDY):	\$(91,727)
TOTAL UNITS:	43	PCT. COST RECOVERY:	0.00%
SUGGESTED FEE FOR COST RECOVERY OF: 100% Charge the fully allocated hourly rate for all personnel involved plus any outside costs Where the above fee is not feasible, the General Fund should fund this program as it benefits the City as a whole.			

December 11, 2022

**CITY OF LONG BEACH
COST DETAIL WORKSHEET
FY 2021-2022**

SERVICE NOISE COMPLAINT INVEST. & RESPONSE				REFERENCE NO. EH-352		
NOTE Unit Costs are an Average of Total Units				TOTAL UNITS 43		
<u>DEPARTMENT</u>	<u>POSITION</u>	<u>TYPE</u>	<u>UNIT TIME</u>	<u>UNIT COST</u>	<u>ANN. UNITS</u>	<u>TOTAL COST</u>
HAZARDOUS MATERIAL HAZ MAT SPEC I/EHS III			2.00	\$298.98	43	\$12,856
HAZARDOUS MATERIAL HAZ MAT SPEC II			0.50	\$92.63	43	\$3,983
		TYPE SUBTOTAL	2.50	\$391.61		\$16,839
CUPA - ENVIRON HEALT CLERK TYPIST III		Remainder Of 50%	756.75	\$74,887.98	1	\$74,888
		TYPE SUBTOTAL	756.75	\$74,887.98		\$74,888
TOTALS			759.25	\$2,133.19		\$91,727

CITY OF LONG BEACH
REVENUE AND COST SUMMARY WORKSHEET
FY 2021-2022

SERVICE ADULT USE CANNABIS DISPENSARY		REFERENCE NO. EH-400	
PRIMARY DEPARTMENT EH-CANNABIS	UNIT OF SERVICE PERMIT	SERVICE RECIPIENT 3951,3952	
DESCRIPTION OF SERVICE Business Owner Charged for Annual Health Permit			
CURRENT FEE STRUCTURE 1-1,999 sq. ft. - \$1,160 per annual permit 2,000+ sq. ft. - \$1,350 per annual permit			
<u>REVENUE AND COST COMPARISON</u>			
UNIT REVENUE: \$1,229.09		TOTAL REVENUE: \$40,560	
UNIT COST: \$1,856.42		TOTAL COST: \$61,262	
UNIT PROFIT (SUBSIDY): \$(627.33)		TOTAL PROFIT (SUBSIDY): \$(20,702)	
TOTAL UNITS: 33		PCT. COST RECOVERY: 66.21%	
SUGGESTED FEE FOR COST RECOVERY OF: 100% 1-1,999 sq. ft. - \$1,825 per annual permit 2,000+ sq. ft. - \$1,910 per annual permit			

**CITY OF LONG BEACH
COST DETAIL WORKSHEET
FY 2021-2022**

SERVICE ADULT USE CANNABIS DISPENSARY				REFERENCE NO. EH-400		
NOTE Unit Costs are an Average of Total Units				TOTAL UNITS 33		
DEPARTMENT	POSITION	TYPE	UNIT TIME	UNIT COST	ANN. UNITS	TOTAL COST
MEDICAL MARIJUANA IM ENVIRN HLTH SPEC III		1-1,999 Sq Ft	9.00	\$1,525.77	21	\$32,041
FOOD PROGRAM	MGR-ENVIRON HEALTH	1-1,999 Sq Ft	0.17	\$35.96	21	\$755
FOOD PROGRAM	CLERK TYPIST III	1-1,999 Sq Ft	0.75	\$69.77	21	\$1,465
FOOD PROGRAM	ADMIN ANALYST III	1-1,999 Sq Ft	0.25	\$41.64	21	\$874
FOOD PROGRAM	ENVIRN HLTH SPEC IV	1-1,999 Sq Ft	1.00	\$152.45	21	\$3,201
		TYPE SUBTOTAL	11.17	\$1,825.59		\$38,337
MEDICAL MARIJUANA IM ENVIRN HLTH SPEC III		2,000+ Sq Ft	9.50	\$1,610.54	12	\$19,326
FOOD PROGRAM	MGR-ENVIRON HEALTH	2,000+ Sq Ft	0.17	\$35.96	12	\$432
FOOD PROGRAM	CLERK TYPIST III	2,000+ Sq Ft	0.75	\$69.77	12	\$837
FOOD PROGRAM	ADMIN ANALYST III	2,000+ Sq Ft	0.25	\$41.64	12	\$500
FOOD PROGRAM	ENVIRN HLTH SPEC IV	2,000+ Sq Ft	1.00	\$152.45	12	\$1,829
		TYPE SUBTOTAL	11.67	\$1,910.36		\$22,924
TOTALS			22.84	\$1,856.42		\$61,262

CITY OF LONG BEACH
REVENUE AND COST SUMMARY WORKSHEET
FY 2021-2022

SERVICE ADULT USE CANNABIS CULTIVATOR		REFERENCE NO. EH-401	
PRIMARY DEPARTMENT EH-CANNABIS	UNIT OF SERVICE PERMIT	SERVICE RECIPIENT 3953,3954,3955	
DESCRIPTION OF SERVICE Business Owner Charged for Annual Health Permit			
CURRENT FEE STRUCTURE 1-1,999 sq. ft - \$1,255 per annual permit 2,000-5,999 sq. ft. - \$1,450 per annual permit 6,000+ sq. ft. - \$1,935 per annual permit			
<u>REVENUE AND COST COMPARISON</u>			
UNIT REVENUE: \$1,306.47		TOTAL REVENUE: \$22,210	
UNIT COST: \$1,699.82		TOTAL COST: \$28,897	
UNIT PROFIT (SUBSIDY): \$(393.35)		TOTAL PROFIT (SUBSIDY): \$(6,687)	
TOTAL UNITS: 17		PCT. COST RECOVERY: 76.86%	
SUGGESTED FEE FOR COST RECOVERY OF: 100% 1-1,999 sq. ft - \$1,685 per annual permit 2,000-5,999 sq. ft. - \$1,770 per annual permit 6,000+ sq. ft. - \$1,855 per annual permit			

**CITY OF LONG BEACH
COST DETAIL WORKSHEET
FY 2021-2022**

SERVICE ADULT USE CANNABIS CULTIVATOR				REFERENCE NO. EH-401		
NOTE Unit Costs are an Average of Total Units				TOTAL UNITS 17		
<u>DEPARTMENT</u>	<u>POSITION</u>	<u>TYPE</u>	<u>UNIT TIME</u>	<u>UNIT COST</u>	<u>ANN. UNITS</u>	<u>TOTAL COST</u>
MEDICAL MARIJUANA IM	ENVIRN HLTH SPEC III	1-1,999 Sq Ft	8.17	\$1,385.06	15	\$20,776
FOOD PROGRAM	MGR-ENVIRON HEALTH	1-1,999 Sq Ft	0.17	\$35.96	15	\$539
FOOD PROGRAM	CLERK TYPIST III	1-1,999 Sq Ft	0.75	\$69.77	15	\$1,047
FOOD PROGRAM	ADMIN ANALYST III	1-1,999 Sq Ft	0.25	\$41.64	15	\$625
FOOD PROGRAM	ENVIRN HLTH SPEC IV	1-1,999 Sq Ft	1.00	\$152.45	15	\$2,287
TYPE SUBTOTAL			10.34	\$1,684.88		\$25,273
MEDICAL MARIJUANA IM	ENVIRN HLTH SPEC III	2,000-5,999 Sq Ft	8.67	\$1,469.83	1	\$1,470
FOOD PROGRAM	MGR-ENVIRON HEALTH	2,000-5,999 Sq Ft	0.17	\$35.96	1	\$36
FOOD PROGRAM	CLERK TYPIST III	2,000-5,999 Sq Ft	0.75	\$69.77	1	\$70
FOOD PROGRAM	ADMIN ANALYST III	2,000-5,999 Sq Ft	0.25	\$41.64	1	\$42
FOOD PROGRAM	ENVIRN HLTH SPEC IV	2,000-5,999 Sq Ft	1.00	\$152.45	1	\$152
TYPE SUBTOTAL			10.84	\$1,769.65		\$1,770
MEDICAL MARIJUANA IM	ENVIRN HLTH SPEC III	6,000+ Sq Ft	9.17	\$1,554.59	1	\$1,555
FOOD PROGRAM	MGR-ENVIRON HEALTH	6,000+ Sq Ft	0.17	\$35.96	1	\$36
FOOD PROGRAM	CLERK TYPIST III	6,000+ Sq Ft	0.75	\$69.77	1	\$70
FOOD PROGRAM	ADMIN ANALYST III	6,000+ Sq Ft	0.25	\$41.64	1	\$42
FOOD PROGRAM	ENVIRN HLTH SPEC IV	6,000+ Sq Ft	1.00	\$152.45	1	\$152
TYPE SUBTOTAL			11.34	\$1,854.41		\$1,854
TOTALS			32.52	\$1,699.82		\$28,897

CITY OF LONG BEACH
REVENUE AND COST SUMMARY WORKSHEET
FY 2021-2022

SERVICE ADULT USE CANNABIS MANUFACTURER		REFERENCE NO. EH-402	
PRIMARY DEPARTMENT EH-CANNABIS	UNIT OF SERVICE PERMIT	SERVICE RECIPIENT 3956,3957,3958	
DESCRIPTION OF SERVICE Business Owner Charged for Annual Health Permit			
CURRENT FEE STRUCTURE 1-1,999 sq. ft. - \$1,550 per annual permit 2,000-5,999 sq. ft. - \$1,935 per annual permit 6,000+ sq. ft. - \$2,320 per annual permit			
<u>REVENUE AND COST COMPARISON</u>			
UNIT REVENUE: \$1,574.57		TOTAL REVENUE: \$74,005	
UNIT COST: \$2,077.70		TOTAL COST: \$97,652	
UNIT PROFIT (SUBSIDY): \$(503.13)		TOTAL PROFIT (SUBSIDY): \$(23,647)	
TOTAL UNITS: 47		PCT. COST RECOVERY: 75.78%	
SUGGESTED FEE FOR COST RECOVERY OF: 100% 1-1,999 sq. ft. - \$2,055 per annual permit 2,000-5,999 sq. ft. - \$2,435 per annual permit 6,000+ sq. ft. - \$2,775 per annual permit			

**CITY OF LONG BEACH
COST DETAIL WORKSHEET
FY 2021-2022**

SERVICE ADULT USE CANNABIS MANUFACTURER				REFERENCE NO. EH-402		
NOTE Unit Costs are an Average of Total Units				TOTAL UNITS 47		
<u>DEPARTMENT</u>	<u>POSITION</u>	<u>TYPE</u>	<u>UNIT TIME</u>	<u>UNIT COST</u>	<u>ANN. UNITS</u>	<u>TOTAL COST</u>
MEDICAL MARIJUANA IM	ENVIRN HLTH SPEC III	1-1,999 Sq Ft	9.25	\$1,568.15	45	\$70,567
FOOD PROGRAM	MGR-ENVIRON HEALTH	1-1,999 Sq Ft	0.33	\$69.80	45	\$3,141
FOOD PROGRAM	CLERK TYPIST III	1-1,999 Sq Ft	0.75	\$69.77	45	\$3,140
FOOD PROGRAM	ADMIN ANALYST III	1-1,999 Sq Ft	0.25	\$41.64	45	\$1,874
FOOD PROGRAM	ENVIRN HLTH SPEC IV	1-1,999 Sq Ft	2.00	\$304.90	45	\$13,721
TYPE SUBTOTAL			12.58	\$2,054.26		\$92,442
MEDICAL MARIJUANA IM	ENVIRN HLTH SPEC III	2,000-5,999 Sq Ft	11.50	\$1,949.60	1	\$1,950
FOOD PROGRAM	MGR-ENVIRON HEALTH	2,000-5,999 Sq Ft	0.33	\$69.80	1	\$70
FOOD PROGRAM	CLERK TYPIST III	2,000-5,999 Sq Ft	0.75	\$69.77	1	\$70
FOOD PROGRAM	ADMIN ANALYST III	2,000-5,999 Sq Ft	0.25	\$41.64	1	\$42
FOOD PROGRAM	ENVIRN HLTH SPEC IV	2,000-5,999 Sq Ft	2.00	\$304.90	1	\$305
TYPE SUBTOTAL			14.83	\$2,435.71		\$2,436
MEDICAL MARIJUANA IM	ENVIRN HLTH SPEC III	6,000+ Sq Ft	13.50	\$2,288.66	1	\$2,289
FOOD PROGRAM	MGR-ENVIRON HEALTH	6,000+ Sq Ft	0.33	\$69.80	1	\$70
FOOD PROGRAM	CLERK TYPIST III	6,000+ Sq Ft	0.75	\$69.77	1	\$70
FOOD PROGRAM	ADMIN ANALYST III	6,000+ Sq Ft	0.25	\$41.64	1	\$42
FOOD PROGRAM	ENVIRN HLTH SPEC IV	6,000+ Sq Ft	2.00	\$304.90	1	\$305
TYPE SUBTOTAL			16.83	\$2,774.77		\$2,775
TOTALS			44.24	\$2,077.70		\$97,652

**CITY OF LONG BEACH
REVENUE AND COST SUMMARY WORKSHEET
FY 2021-2022**

SERVICE ADULT USE CANNABIS DISTRIBUTOR		REFERENCE NO. EH-403	
PRIMARY DEPARTMENT EH-CANNABIS	UNIT OF SERVICE PERMIT	SERVICE RECIPIENT 3959,3960	
DESCRIPTION OF SERVICE Business Owner Charged for Annual Health Permit			
CURRENT FEE STRUCTURE 1-1,999 sq. ft. - \$965 per annual permit 2,000+ sq. ft. - \$1,160 per annual permit			
<u>REVENUE AND COST COMPARISON</u>			
UNIT REVENUE: \$968.98		TOTAL REVENUE: \$47,480	
UNIT COST: \$1,606.88		TOTAL COST: \$78,737	
UNIT PROFIT (SUBSIDY): \$(637.90)		TOTAL PROFIT (SUBSIDY): \$(31,257)	
TOTAL UNITS: 49		PCT. COST RECOVERY: 60.30%	
SUGGESTED FEE FOR COST RECOVERY OF: 100% 1-1,999 sq. ft. - \$1,605 per annual permit 2,000+ sq. ft. - \$1,690 per annual permit			

**CITY OF LONG BEACH
COST DETAIL WORKSHEET
FY 2021-2022**

SERVICE				REFERENCE NO.		
ADULT USE CANNABIS DISTRIBUTOR				EH-403		
NOTE				TOTAL UNITS		
Unit Costs are an Average of Total Units				49		
<u>DEPARTMENT</u>	<u>POSITION</u>	<u>TYPE</u>	<u>UNIT TIME</u>	<u>UNIT COST</u>	<u>ANN. UNITS</u>	<u>TOTAL COST</u>
MEDICAL MARIJUANA IM ENVIRN HLTH SPEC III		1-1,999 Sq Ft	7.50	\$1,271.48	48	\$61,031
FOOD PROGRAM	MGR-ENVIRON HEALTH	1-1,999 Sq Ft	0.33	\$69.80	48	\$3,350
FOOD PROGRAM	CLERK TYPIST III	1-1,999 Sq Ft	0.75	\$69.77	48	\$3,349
FOOD PROGRAM	ADMIN ANALYST III	1-1,999 Sq Ft	0.25	\$41.64	48	\$1,999
FOOD PROGRAM	ENVIRN HLTH SPEC IV	1-1,999 Sq Ft	1.00	\$152.45	48	\$7,318
TYPE SUBTOTAL			9.83	\$1,605.14		\$77,047
MEDICAL MARIJUANA IM ENVIRN HLTH SPEC III		2,000+ Sq Ft	8.00	\$1,356.24	1	\$1,356
FOOD PROGRAM	MGR-ENVIRON HEALTH	2,000+ Sq Ft	0.33	\$69.80	1	\$70
FOOD PROGRAM	CLERK TYPIST III	2,000+ Sq Ft	0.75	\$69.77	1	\$70
FOOD PROGRAM	ADMIN ANALYST III	2,000+ Sq Ft	0.25	\$41.64	1	\$42
FOOD PROGRAM	ENVIRN HLTH SPEC IV	2,000+ Sq Ft	1.00	\$152.45	1	\$152
TYPE SUBTOTAL			10.33	\$1,689.90		\$1,690
TOTALS			20.16	\$1,606.88		\$78,737

**CITY OF LONG BEACH
REVENUE AND COST SUMMARY WORKSHEET
FY 2021-2022**

SERVICE SHARED USE CANNABIS MANUF FACILITY		REFERENCE NO. EH-405	
PRIMARY DEPARTMENT EH-CANNABIS	UNIT OF SERVICE PERMIT	SERVICE RECIPIENT	
DESCRIPTION OF SERVICE Business owner charged for Annual Health Permit			
CURRENT FEE STRUCTURE 1-1,999 sq. ft. - \$1,755 per annual permit 2,000-5,999 sq. ft. - \$2,140 per annual permit 6,000+ sq. ft. - \$2,525 per annual permit			
<u>REVENUE AND COST COMPARISON</u>			
UNIT REVENUE: \$2,140.00		TOTAL REVENUE: \$6,420	
UNIT COST: \$1,770.67		TOTAL COST: \$5,312	
UNIT PROFIT (SUBSIDY): \$369.33		TOTAL PROFIT (SUBSIDY): \$1,108	
TOTAL UNITS: 3		PCT. COST RECOVERY: 120.86%	
SUGGESTED FEE FOR COST RECOVERY OF: 100% 1-1,999 sq. ft. - \$1,260 per annual permit 2,000-5,999 sq. ft. - \$1,780 per annual permit 6,000+ sq. ft. - \$2,270 per annual permit			

**CITY OF LONG BEACH
COST DETAIL WORKSHEET
FY 2021-2022**

SERVICE SHARED USE CANNABIS MANUF FACILITY				REFERENCE NO. EH-405		
NOTE Unit Costs are an Average of Total Units				TOTAL UNITS 3		
DEPARTMENT	POSITION	TYPE	UNIT TIME	UNIT COST	ANN. UNITS	TOTAL COST
FOOD PROGRAM	MGR-ENVIRON HEALTH	1-1,999 Sq Ft	0.10	\$21.15	1	\$21
FOOD PROGRAM	CLERK TYPIST III	1-1,999 Sq Ft	0.22	\$20.46	1	\$20
FOOD PROGRAM	ADMIN ANALYST III	1-1,999 Sq Ft	0.10	\$16.66	1	\$17
FOOD PROGRAM	ENVIRN HLTH SPEC III	1-1,999 Sq Ft	9.50	\$1,163.75	1	\$1,164
FOOD PROGRAM	ENVIRN HLTH SPEC IV	1-1,999 Sq Ft	0.25	\$38.11	1	\$38
		TYPE SUBTOTAL	10.17	\$1,260.13		\$1,260
FOOD PROGRAM	MGR-ENVIRON HEALTH	2,000-5,999 Sq Ft	0.10	\$21.15	1	\$21
FOOD PROGRAM	CLERK TYPIST III	2,000-5,999 Sq Ft	0.22	\$20.46	1	\$20
FOOD PROGRAM	ADMIN ANALYST III	2,000-5,999 Sq Ft	0.10	\$16.66	1	\$17
FOOD PROGRAM	ENVIRN HLTH SPEC III	2,000-5,999 Sq Ft	13.75	\$1,684.38	1	\$1,684
FOOD PROGRAM	ENVIRN HLTH SPEC IV	2,000-5,999 Sq Ft	0.25	\$38.11	1	\$38
		TYPE SUBTOTAL	14.42	\$1,780.76		\$1,781
FOOD PROGRAM	MGR-ENVIRON HEALTH	6,000+ Sq Ft	0.10	\$21.15	1	\$21
FOOD PROGRAM	CLERK TYPIST III	6,000+ Sq Ft	0.22	\$20.46	1	\$20
FOOD PROGRAM	ADMIN ANALYST III	6,000+ Sq Ft	0.10	\$16.66	1	\$17
FOOD PROGRAM	ENVIRN HLTH SPEC III	6,000+ Sq Ft	17.75	\$2,174.38	1	\$2,174
FOOD PROGRAM	ENVIRN HLTH SPEC IV	6,000+ Sq Ft	0.25	\$38.11	1	\$38
		TYPE SUBTOTAL	18.42	\$2,270.76		\$2,271
TOTALS			43.01	\$1,770.67		\$5,312

CITY OF LONG BEACH
REVENUE AND COST SUMMARY WORKSHEET
FY 2021-2022

SERVICE SHARED USE CANNABIS MANUF. TENANT		REFERENCE NO. EH-406	
PRIMARY DEPARTMENT EH-CANNABIS	UNIT OF SERVICE PERMIT	SERVICE RECIPIENT	
DESCRIPTION OF SERVICE Tenant charged for Annual Health Permit			
CURRENT FEE STRUCTURE \$159 per permit			
<u>REVENUE AND COST COMPARISON</u>			
UNIT REVENUE:	\$159.00	TOTAL REVENUE:	\$159
UNIT COST:	\$564.00	TOTAL COST:	\$564
UNIT PROFIT (SUBSIDY):	\$(405.00)	TOTAL PROFIT (SUBSIDY):	\$(405)
TOTAL UNITS:	1	PCT. COST RECOVERY:	28.19%
SUGGESTED FEE FOR COST RECOVERY OF: 100% \$565 per permit			

**CITY OF LONG BEACH
COST DETAIL WORKSHEET
FY 2021-2022**

SERVICE SHARED USE CANNABIS MANUF. TENANT				REFERENCE NO. EH-406		
NOTE Unit Costs are an Average of Total Units				TOTAL UNITS 1		
<u>DEPARTMENT</u>	<u>POSITION</u>	<u>TYPE</u>	<u>UNIT TIME</u>	<u>UNIT COST</u>	<u>ANN. UNITS</u>	<u>TOTAL COST</u>
FOOD PROGRAM	MGR-ENVIRON HEALTH		0.17	\$35.96	1	\$36
FOOD PROGRAM	CLERK TYPIST III		0.22	\$20.46	1	\$20
FOOD PROGRAM	ADMIN ANALYST III		0.25	\$41.64	1	\$42
FOOD PROGRAM	ENVIRN HLTH SPEC II		2.01	\$241.26	1	\$241
FOOD PROGRAM	ENVIRN HLTH SPEC III		1.00	\$122.50	1	\$123
FOOD PROGRAM	ENVIRN HLTH SPEC IV		0.67	\$102.14	1	\$102
TYPE SUBTOTAL			4.32	\$563.96		\$564
TOTALS			4.32	\$564.00		\$564

CITY OF LONG BEACH
REVENUE AND COST SUMMARY WORKSHEET
FY 2021-2022

SERVICE PC: CANNABIS DISPENSARY		REFERENCE NO. EH-408	
PRIMARY DEPARTMENT EH-CANNABIS	UNIT OF SERVICE PLAN	SERVICE RECIPIENT	
DESCRIPTION OF SERVICE Fee Charged by Health Department for Plan Review on New and Remodeled Cannabis Dispensary facility.			
CURRENT FEE STRUCTURE None			
<u>REVENUE AND COST COMPARISON</u>			
UNIT REVENUE:	\$0.00	TOTAL REVENUE:	\$0
UNIT COST:	\$1,270.33	TOTAL COST:	\$3,811
UNIT PROFIT (SUBSIDY):	<div style="border-top: 1px solid black; border-bottom: 3px double black;"> \$(1,270.33) </div>	TOTAL PROFIT (SUBSIDY):	<div style="border-top: 1px solid black; border-bottom: 3px double black;"> \$(3,811) </div>
TOTAL UNITS:	3	PCT. COST RECOVERY:	0.00%
SUGGESTED FEE FOR COST RECOVERY OF: 100% 1-1,999 sq. ft. - \$830 per plan 2,000-5,999 sq. ft. - \$1,320 per plan 6,000+ sq. ft. - \$1,660 per plan			

**CITY OF LONG BEACH
COST DETAIL WORKSHEET
FY 2021-2022**

SERVICE PC: CANNABIS DISPENSARY				REFERENCE NO. EH-408		
NOTE Unit Costs are an Average of Total Units				TOTAL UNITS 3		
DEPARTMENT	POSITION	TYPE	UNIT TIME	UNIT COST	ANN. UNITS	TOTAL COST
FOOD PROGRAM	MGR-ENVIRON HEALTH	0-1,999 Sq Ft	0.10	\$21.15	1	\$21
FOOD PROGRAM	CLERK TYPIST III	0-1,999 Sq Ft	0.22	\$20.46	1	\$20
FOOD PROGRAM	ADMIN ANALYST III	0-1,999 Sq Ft	0.10	\$16.66	1	\$17
FOOD PROGRAM	ENVIRN HLTH SPEC III	0-1,999 Sq Ft	6.00	\$735.00	1	\$735
FOOD PROGRAM	ENVIRN HLTH SPEC IV	0-1,999 Sq Ft	0.25	\$38.11	1	\$38
TYPE SUBTOTAL			6.67	\$831.38		\$831
FOOD PROGRAM	MGR-ENVIRON HEALTH	2,000-5,999 Sq Ft	0.10	\$21.15	1	\$21
FOOD PROGRAM	CLERK TYPIST III	2,000-5,999 Sq Ft	0.22	\$20.46	1	\$20
FOOD PROGRAM	ADMIN ANALYST III	2,000-5,999 Sq Ft	0.10	\$16.66	1	\$17
FOOD PROGRAM	ENVIRN HLTH SPEC III	2,000-5,999 Sq Ft	10.00	\$1,225.00	1	\$1,225
FOOD PROGRAM	ENVIRN HLTH SPEC IV	2,000-5,999 Sq Ft	0.25	\$38.11	1	\$38
TYPE SUBTOTAL			10.67	\$1,321.38		\$1,321
FOOD PROGRAM	MGR-ENVIRON HEALTH	6,000+ Sq Ft	0.10	\$21.15	1	\$21
FOOD PROGRAM	CLERK TYPIST III	6,000+ Sq Ft	0.22	\$20.46	1	\$20
FOOD PROGRAM	ADMIN ANALYST III	6,000+ Sq Ft	0.10	\$16.66	1	\$17
FOOD PROGRAM	ENVIRN HLTH SPEC III	6,000+ Sq Ft	12.75	\$1,561.88	1	\$1,562
FOOD PROGRAM	ENVIRN HLTH SPEC IV	6,000+ Sq Ft	0.25	\$38.11	1	\$38
TYPE SUBTOTAL			13.42	\$1,658.26		\$1,658
TOTALS			30.76	\$1,270.33		\$3,811

CITY OF LONG BEACH
REVENUE AND COST SUMMARY WORKSHEET
FY 2021-2022

SERVICE PC: CANNABIS MANUFACTURER		REFERENCE NO. EH-409	
PRIMARY DEPARTMENT EH-CANNABIS	UNIT OF SERVICE PLAN	SERVICE RECIPIENT	
DESCRIPTION OF SERVICE Fee Charged by Health Department for Plan Review on New and Remodeled Cannabis Manufacturer facility.			
CURRENT FEE STRUCTURE None			
<u>REVENUE AND COST COMPARISON</u>			
UNIT REVENUE:	\$0.00	TOTAL REVENUE:	\$0
UNIT COST:	\$1,566.33	TOTAL COST:	\$4,699
UNIT PROFIT (SUBSIDY):	\$(1,566.33)	TOTAL PROFIT (SUBSIDY):	\$(4,699)
TOTAL UNITS:	3	PCT. COST RECOVERY:	0.00%
SUGGESTED FEE FOR COST RECOVERY OF: 100% 1-1,999 sq. ft. - \$1,075 per plan 2,000-5,999 sq. ft. - \$1,565 per plan 6,000+ sq. ft. - \$2,055 per plan			

**CITY OF LONG BEACH
COST DETAIL WORKSHEET
FY 2021-2022**

SERVICE PC: CANNABIS MANUFACTURER				REFERENCE NO. EH-409		
NOTE Unit Costs are an Average of Total Units				TOTAL UNITS 3		
DEPARTMENT	POSITION	TYPE	UNIT TIME	UNIT COST	ANN. UNITS	TOTAL COST
FOOD PROGRAM	MGR-ENVIRON HEALTH	0-1,999 Sq Ft	0.10	\$21.15	1	\$21
FOOD PROGRAM	CLERK TYPIST III	0-1,999 Sq Ft	0.22	\$20.46	1	\$20
FOOD PROGRAM	ADMIN ANALYST III	0-1,999 Sq Ft	0.10	\$16.66	1	\$17
FOOD PROGRAM	ENVIRN HLTH SPEC III	0-1,999 Sq Ft	8.00	\$980.00	1	\$980
FOOD PROGRAM	ENVIRN HLTH SPEC IV	0-1,999 Sq Ft	0.25	\$38.11	1	\$38
		TYPE SUBTOTAL	8.67	\$1,076.38		\$1,076
FOOD PROGRAM	MGR-ENVIRON HEALTH	2,000-5,999 Sq Ft	0.10	\$21.15	1	\$21
FOOD PROGRAM	CLERK TYPIST III	2,000-5,999 Sq Ft	0.22	\$20.46	1	\$20
FOOD PROGRAM	ADMIN ANALYST III	2,000-5,999 Sq Ft	0.10	\$16.66	1	\$17
FOOD PROGRAM	ENVIRN HLTH SPEC III	2,000-5,999 Sq Ft	12.00	\$1,470.00	1	\$1,470
FOOD PROGRAM	ENVIRN HLTH SPEC IV	2,000-5,999 Sq Ft	0.25	\$38.11	1	\$38
		TYPE SUBTOTAL	12.67	\$1,566.38		\$1,566
FOOD PROGRAM	MGR-ENVIRON HEALTH	6,000+ Sq Ft	0.10	\$21.15	1	\$21
FOOD PROGRAM	CLERK TYPIST III	6,000+ Sq Ft	0.22	\$20.46	1	\$20
FOOD PROGRAM	ADMIN ANALYST III	6,000+ Sq Ft	0.10	\$16.66	1	\$17
FOOD PROGRAM	ENVIRN HLTH SPEC III	6,000+ Sq Ft	16.00	\$1,960.00	1	\$1,960
FOOD PROGRAM	ENVIRN HLTH SPEC IV	6,000+ Sq Ft	0.25	\$38.11	1	\$38
		TYPE SUBTOTAL	16.67	\$2,056.38		\$2,056
TOTALS			38.01	\$1,566.33		\$4,699

CITY OF LONG BEACH
REVENUE AND COST SUMMARY WORKSHEET
FY 2021-2022

SERVICE PC: CANNABIS DISTRIBUTOR		REFERENCE NO. EH-410	
PRIMARY DEPARTMENT EH-CANNABIS	UNIT OF SERVICE PLAN	SERVICE RECIPIENT	
DESCRIPTION OF SERVICE Fee Charged by Health Department for Plan Review on New and Remodeled Cannabis Distributor facility.			
CURRENT FEE STRUCTURE None			
<u>REVENUE AND COST COMPARISON</u>			
UNIT REVENUE:	\$0.00	TOTAL REVENUE:	\$0
UNIT COST:	\$1,076.00	TOTAL COST:	\$1,076
UNIT PROFIT (SUBSIDY):	\$(1,076.00)	TOTAL PROFIT (SUBSIDY):	\$(1,076)
TOTAL UNITS:	1	PCT. COST RECOVERY:	0.00%
SUGGESTED FEE FOR COST RECOVERY OF: 100% \$1,075 per plan			

**CITY OF LONG BEACH
COST DETAIL WORKSHEET
FY 2021-2022**

SERVICE PC: CANNABIS DISTRIBUTOR				REFERENCE NO. EH-410		
NOTE Unit Costs are an Average of Total Units				TOTAL UNITS 1		
<u>DEPARTMENT</u>	<u>POSITION</u>	<u>TYPE</u>	<u>UNIT TIME</u>	<u>UNIT COST</u>	<u>ANN. UNITS</u>	<u>TOTAL COST</u>
FOOD PROGRAM	MGR-ENVIRON HEALTH		0.10	\$21.15	1	\$21
FOOD PROGRAM	CLERK TYPIST III		0.22	\$20.46	1	\$20
FOOD PROGRAM	ADMIN ANALYST III		0.10	\$16.66	1	\$17
FOOD PROGRAM	ENVIRN HLTH SPEC III		8.00	\$980.00	1	\$980
FOOD PROGRAM	ENVIRN HLTH SPEC IV		0.25	\$38.11	1	\$38
		TYPE SUBTOTAL	8.67	\$1,076.38		\$1,076
TOTALS			8.67	\$1,076.00		\$1,076

CITY OF LONG BEACH
REVENUE AND COST SUMMARY WORKSHEET
FY 2021-2022

SERVICE PC: CANNABIS CULTIVATION		REFERENCE NO. EH-411	
PRIMARY DEPARTMENT EH-CANNABIS	UNIT OF SERVICE PLAN	SERVICE RECIPIENT	
DESCRIPTION OF SERVICE Fee Charged by Health Department for Plan Review on New and Remodeled Cannabis Cultivation facility.			
CURRENT FEE STRUCTURE None			
<u>REVENUE AND COST COMPARISON</u>			
UNIT REVENUE:	\$0.00	TOTAL REVENUE:	\$0
UNIT COST:	\$1,842.00	TOTAL COST:	\$7,368
UNIT PROFIT (SUBSIDY):	<div style="border-top: 1px solid black; border-bottom: 3px double black;">\$(1,842.00)</div>	TOTAL PROFIT (SUBSIDY):	<div style="border-top: 1px solid black; border-bottom: 3px double black;">\$(7,368)</div>
TOTAL UNITS:	4	PCT. COST RECOVERY:	0.00%
SUGGESTED FEE FOR COST RECOVERY OF: 100% 1-1,999 sq. ft. - \$1,380 per plan 2,000-5,999 sq. ft. - \$1,625 per plan 6,000-9,999 sq. ft. - \$2,055 per plan 10,000+ sq.ft. - \$2,300 per plan			

**CITY OF LONG BEACH
COST DETAIL WORKSHEET
FY 2021-2022**

SERVICE PC: CANNABIS CULTIVATION				REFERENCE NO. EH-411		
NOTE Unit Costs are an Average of Total Units				TOTAL UNITS 4		
<u>DEPARTMENT</u>	<u>POSITION</u>	<u>TYPE</u>	<u>UNIT TIME</u>	<u>UNIT COST</u>	<u>ANN. UNITS</u>	<u>TOTAL COST</u>
FOOD PROGRAM	MGR-ENVIRON HEALTH	0-1,999 Sq Ft	0.10	\$21.15	1	\$21
FOOD PROGRAM	CLERK TYPIST III	0-1,999 Sq Ft	0.22	\$20.46	1	\$20
FOOD PROGRAM	ADMIN ANALYST III	0-1,999 Sq Ft	0.10	\$16.66	1	\$17
FOOD PROGRAM	ENVIRN HLTH SPEC III	0-1,999 Sq Ft	10.50	\$1,286.25	1	\$1,286
FOOD PROGRAM	ENVIRN HLTH SPEC IV	0-1,999 Sq Ft	0.25	\$38.11	1	\$38
		TYPE SUBTOTAL	11.17	\$1,382.63		\$1,383
FOOD PROGRAM	MGR-ENVIRON HEALTH	2,000-5,999 Sq Ft	0.10	\$21.15	1	\$21
FOOD PROGRAM	CLERK TYPIST III	2,000-5,999 Sq Ft	0.22	\$20.46	1	\$20
FOOD PROGRAM	ADMIN ANALYST III	2,000-5,999 Sq Ft	0.10	\$16.66	1	\$17
FOOD PROGRAM	ENVIRN HLTH SPEC III	2,000-5,999 Sq Ft	12.50	\$1,531.25	1	\$1,531
FOOD PROGRAM	ENVIRN HLTH SPEC IV	2,000-5,999 Sq Ft	0.25	\$38.11	1	\$38
		TYPE SUBTOTAL	13.17	\$1,627.63		\$1,628
FOOD PROGRAM	MGR-ENVIRON HEALTH	6,000-9,999 Sq Ft	0.10	\$21.15	1	\$21
FOOD PROGRAM	CLERK TYPIST III	6,000-9,999 Sq Ft	0.22	\$20.46	1	\$20
FOOD PROGRAM	ADMIN ANALYST III	6,000-9,999 Sq Ft	0.10	\$16.66	1	\$17
FOOD PROGRAM	ENVIRN HLTH SPEC III	6,000-9,999 Sq Ft	16.00	\$1,960.00	1	\$1,960
FOOD PROGRAM	ENVIRN HLTH SPEC IV	6,000-9,999 Sq Ft	0.25	\$38.11	1	\$38
		TYPE SUBTOTAL	16.67	\$2,056.38		\$2,056
FOOD PROGRAM	MGR-ENVIRON HEALTH	10,000+ Sq Ft	0.10	\$21.15	1	\$21
FOOD PROGRAM	CLERK TYPIST III	10,000+ Sq Ft	0.22	\$20.46	1	\$20
FOOD PROGRAM	ADMIN ANALYST III	10,000+ Sq Ft	0.10	\$16.66	1	\$17
FOOD PROGRAM	ENVIRN HLTH SPEC III	10,000+ Sq Ft	18.00	\$2,205.00	1	\$2,205
FOOD PROGRAM	ENVIRN HLTH SPEC IV	10,000+ Sq Ft	0.25	\$38.11	1	\$38
		TYPE SUBTOTAL	18.67	\$2,301.38		\$2,301
TOTALS			59.68	\$1,842.00		\$7,368

CITY OF LONG BEACH
REVENUE AND COST SUMMARY WORKSHEET
FY 2021-2022

SERVICE PC: SHARED USE CANNABIS MANUF. FAC.		REFERENCE NO. EH-412	
PRIMARY DEPARTMENT EH-CANNABIS	UNIT OF SERVICE PLAN	SERVICE RECIPIENT	
DESCRIPTION OF SERVICE Fee Charged by Health Department for Plan Review on New and Remodeled Shared Use Cannabis Manufacturing facility			
CURRENT FEE STRUCTURE 1-1,999 sq ft - \$1,075 per permit 2,000-5,999 sq ft - \$1,670 per permit 6,000+ sq ft - \$1,970 per permit			
<u>REVENUE AND COST COMPARISON</u>			
UNIT REVENUE:	\$1,571.67	TOTAL REVENUE:	\$4,715
UNIT COST:	\$1,566.33	TOTAL COST:	\$4,699
UNIT PROFIT (SUBSIDY):	<hr style="width: 100%;"/> \$5.34	TOTAL PROFIT (SUBSIDY):	<hr style="width: 100%;"/> \$16
TOTAL UNITS:	3	PCT. COST RECOVERY:	100.34%
SUGGESTED FEE FOR COST RECOVERY OF: 100% 1-1,999 sq ft - \$1,075 per permit 2,000-5,999 sq ft - \$1,565 per permit 6,000+ sq ft - \$2,055 per permit			

**CITY OF LONG BEACH
COST DETAIL WORKSHEET
FY 2021-2022**

SERVICE PC: SHARED USE CANNABIS MANUF. FAC.				REFERENCE NO. EH-412		
NOTE Unit Costs are an Average of Total Units				TOTAL UNITS 3		
DEPARTMENT	POSITION	TYPE	UNIT TIME	UNIT COST	ANN. UNITS	TOTAL COST
FOOD PROGRAM	MGR-ENVIRON HEALTH	1-1,999 Sq Ft	0.10	\$21.15	1	\$21
FOOD PROGRAM	CLERK TYPIST III	1-1,999 Sq Ft	0.22	\$20.46	1	\$20
FOOD PROGRAM	ADMIN ANALYST III	1-1,999 Sq Ft	0.10	\$16.66	1	\$17
FOOD PROGRAM	ENVIRN HLTH SPEC III	1-1,999 Sq Ft	8.00	\$980.00	1	\$980
FOOD PROGRAM	ENVIRN HLTH SPEC IV	1-1,999 Sq Ft	0.25	\$38.11	1	\$38
TYPE SUBTOTAL			8.67	\$1,076.38		\$1,076
FOOD PROGRAM	MGR-ENVIRON HEALTH	2,000-5,999 Sq Ft	0.10	\$21.15	1	\$21
FOOD PROGRAM	CLERK TYPIST III	2,000-5,999 Sq Ft	0.22	\$20.46	1	\$20
FOOD PROGRAM	ADMIN ANALYST III	2,000-5,999 Sq Ft	0.10	\$16.66	1	\$17
FOOD PROGRAM	ENVIRN HLTH SPEC III	2,000-5,999 Sq Ft	12.00	\$1,470.00	1	\$1,470
FOOD PROGRAM	ENVIRN HLTH SPEC IV	2,000-5,999 Sq Ft	0.25	\$38.11	1	\$38
TYPE SUBTOTAL			12.67	\$1,566.38		\$1,566
FOOD PROGRAM	MGR-ENVIRON HEALTH	6,000+ Sq Ft	0.10	\$21.15	1	\$21
FOOD PROGRAM	CLERK TYPIST III	6,000+ Sq Ft	0.22	\$20.46	1	\$20
FOOD PROGRAM	ADMIN ANALYST III	6,000+ Sq Ft	0.10	\$16.66	1	\$17
FOOD PROGRAM	ENVIRN HLTH SPEC III	6,000+ Sq Ft	16.00	\$1,960.00	1	\$1,960
FOOD PROGRAM	ENVIRN HLTH SPEC IV	6,000+ Sq Ft	0.25	\$38.11	1	\$38
TYPE SUBTOTAL			16.67	\$2,056.38		\$2,056
TOTALS			38.01	\$1,566.33		\$4,699

CITY OF LONG BEACH
REVENUE AND COST SUMMARY WORKSHEET
FY 2021-2022

SERVICE PC: SHARED USE CANNABIS MANUF. TEN.		REFERENCE NO. EH-413																					
PRIMARY DEPARTMENT EH-CANNABIS	UNIT OF SERVICE PLAN	SERVICE RECIPIENT																					
DESCRIPTION OF SERVICE Fee Charged by Health Department for Plan Review on New and Remodeled Shared Use Cannabis Manufacturing Tenant																							
CURRENT FEE STRUCTURE 1-1,999 sq ft - \$537.50 per permit 2,000-5,999 sq ft - \$835 per permit 6,000+ sq ft - \$985 per permit																							
<table style="width: 100%; border-collapse: collapse;"> <tr> <th colspan="4" style="text-align: center; border-bottom: 1px solid black;">REVENUE AND COST COMPARISON</th> </tr> <tr> <td style="width: 30%; text-align: right; vertical-align: top;">UNIT REVENUE:</td> <td style="width: 20%; text-align: right; vertical-align: top;">\$786.00</td> <td style="width: 30%; text-align: right; vertical-align: top;">TOTAL REVENUE:</td> <td style="width: 20%; text-align: right; vertical-align: top;">\$2,358</td> </tr> <tr> <td style="text-align: right; vertical-align: top;">UNIT COST:</td> <td style="text-align: right; vertical-align: top;">\$784.00</td> <td style="text-align: right; vertical-align: top;">TOTAL COST:</td> <td style="text-align: right; vertical-align: top;">\$2,352</td> </tr> <tr> <td style="text-align: right; vertical-align: top;">UNIT PROFIT (SUBSIDY):</td> <td style="text-align: right; vertical-align: top; border-top: 1px solid black; border-bottom: 3px double black;">\$2.00</td> <td style="text-align: right; vertical-align: top;">TOTAL PROFIT (SUBSIDY):</td> <td style="text-align: right; vertical-align: top; border-top: 1px solid black; border-bottom: 3px double black;">\$6</td> </tr> <tr> <td style="text-align: right; vertical-align: top;">TOTAL UNITS:</td> <td style="text-align: right; vertical-align: top;">3</td> <td style="text-align: right; vertical-align: top;">PCT. COST RECOVERY:</td> <td style="text-align: right; vertical-align: top;">100.26%</td> </tr> </table>				REVENUE AND COST COMPARISON				UNIT REVENUE:	\$786.00	TOTAL REVENUE:	\$2,358	UNIT COST:	\$784.00	TOTAL COST:	\$2,352	UNIT PROFIT (SUBSIDY):	\$2.00	TOTAL PROFIT (SUBSIDY):	\$6	TOTAL UNITS:	3	PCT. COST RECOVERY:	100.26%
REVENUE AND COST COMPARISON																							
UNIT REVENUE:	\$786.00	TOTAL REVENUE:	\$2,358																				
UNIT COST:	\$784.00	TOTAL COST:	\$2,352																				
UNIT PROFIT (SUBSIDY):	\$2.00	TOTAL PROFIT (SUBSIDY):	\$6																				
TOTAL UNITS:	3	PCT. COST RECOVERY:	100.26%																				
SUGGESTED FEE FOR COST RECOVERY OF: 100% 1-1,999 sq ft - \$540 per permit 2,000-5,999 sq ft - \$785 per permit 6,000+ sq ft - \$1,030 per permit																							

**CITY OF LONG BEACH
COST DETAIL WORKSHEET
FY 2021-2022**

SERVICE PC: SHARED USE CANNABIS MANUF. TEN.				REFERENCE NO. EH-413		
NOTE Unit Costs are an Average of Total Units				TOTAL UNITS 3		
DEPARTMENT	POSITION	TYPE	UNIT TIME	UNIT COST	ANN. UNITS	TOTAL COST
FOOD PROGRAM	MGR-ENVIRON HEALTH	1-1,999 Sq Ft	0.05	\$10.58	1	\$11
FOOD PROGRAM	CLERK TYPIST III	1-1,999 Sq Ft	0.11	\$10.23	1	\$10
FOOD PROGRAM	ADMIN ANALYST III	1-1,999 Sq Ft	0.05	\$8.33	1	\$8
FOOD PROGRAM	ENVIRN HLTH SPEC III	1-1,999 Sq Ft	4.00	\$490.00	1	\$490
FOOD PROGRAM	ENVIRN HLTH SPEC IV	1-1,999 Sq Ft	0.13	\$19.82	1	\$20
TYPE SUBTOTAL			4.34	\$538.96		\$539
FOOD PROGRAM	MGR-ENVIRON HEALTH	2,000-5,999 Sq Ft	0.05	\$10.58	1	\$11
FOOD PROGRAM	CLERK TYPIST III	2,000-5,999 Sq Ft	0.11	\$10.23	1	\$10
FOOD PROGRAM	ADMIN ANALYST III	2,000-5,999 Sq Ft	0.05	\$8.33	1	\$8
FOOD PROGRAM	ENVIRN HLTH SPEC III	2,000-5,999 Sq Ft	6.00	\$735.00	1	\$735
FOOD PROGRAM	ENVIRN HLTH SPEC IV	2,000-5,999 Sq Ft	0.13	\$19.82	1	\$20
TYPE SUBTOTAL			6.34	\$783.96		\$784
FOOD PROGRAM	MGR-ENVIRON HEALTH	6,000+ Sq Ft	0.05	\$10.58	1	\$11
FOOD PROGRAM	CLERK TYPIST III	6,000+ Sq Ft	0.11	\$10.23	1	\$10
FOOD PROGRAM	ADMIN ANALYST III	6,000+ Sq Ft	0.05	\$8.33	1	\$8
FOOD PROGRAM	ENVIRN HLTH SPEC III	6,000+ Sq Ft	8.00	\$980.00	1	\$980
FOOD PROGRAM	ENVIRN HLTH SPEC IV	6,000+ Sq Ft	0.13	\$19.82	1	\$20
TYPE SUBTOTAL			8.34	\$1,028.96		\$1,029
TOTALS			19.02	\$784.00		\$2,352

CITY OF LONG BEACH
REVENUE AND COST SUMMARY WORKSHEET
FY 2021-2022

SERVICE PC: CANNABIS MINOR REMODEL		REFERENCE NO. EH-414	
PRIMARY DEPARTMENT EH-CANNABIS	UNIT OF SERVICE PLAN	SERVICE RECIPIENT	
DESCRIPTION OF SERVICE Fee Charged by Health Department for Plan Review for Minor Remodel of a Cannabis Facility.			
CURRENT FEE STRUCTURE 50% of appropriate fee per plan			
<u>REVENUE AND COST COMPARISON</u>			
UNIT REVENUE:	\$0.00	TOTAL REVENUE:	\$0
UNIT COST:	\$0.00	TOTAL COST:	\$0
UNIT PROFIT (SUBSIDY):	\$0.00	TOTAL PROFIT (SUBSIDY):	\$0
TOTAL UNITS:	1	PCT. COST RECOVERY:	0.00%
SUGGESTED FEE FOR COST RECOVERY OF: 100% 50% of appropriate fee per plan			

**CITY OF LONG BEACH
COST DETAIL WORKSHEET
FY 2021-2022**

SERVICE PC: CANNABIS MINOR REMODEL				REFERENCE NO. EH-414		
NOTE Unit Costs are an Average of Total Units				TOTAL UNITS <div style="text-align: right;">1</div>		
<u>DEPARTMENT</u>	<u>POSITION</u>	<u>TYPE</u>	<u>UNIT TIME</u>	<u>UNIT COST</u>	<u>ANN. UNITS</u>	<u>TOTAL COST</u>
			0.00	\$0.00	0	\$0
		TYPE SUBTOTAL	0.00	\$0.00		\$0
TOTALS			0.00	\$0.00		\$0

CITY OF LONG BEACH
REVENUE AND COST SUMMARY WORKSHEET
FY 2021-2022

SERVICE CANNABIS PLAN CONSULTATION		REFERENCE NO. EH-415	
PRIMARY DEPARTMENT EH-CANNABIS	UNIT OF SERVICE REVIEW	SERVICE RECIPIENT	
DESCRIPTION OF SERVICE Plan Check consultation for Cannabis plans			
CURRENT FEE STRUCTURE \$139 per review plus \$76 per hour after the first 1.5 hours			
<u>REVENUE AND COST COMPARISON</u>			
UNIT REVENUE: \$139.00		TOTAL REVENUE: \$139	
UNIT COST: \$184.00		TOTAL COST: \$184	
UNIT PROFIT (SUBSIDY): \$(45.00)		TOTAL PROFIT (SUBSIDY): \$(45)	
TOTAL UNITS: 1		PCT. COST RECOVERY: 75.54%	
SUGGESTED FEE FOR COST RECOVERY OF: 100% \$185 per review plus \$122 per hour after the first 1.5 hours			

December 11, 2022

**CITY OF LONG BEACH
COST DETAIL WORKSHEET
FY 2021-2022**

SERVICE CANNABIS PLAN CONSULTATION				REFERENCE NO. EH-415		
NOTE Unit Costs are an Average of Total Units				TOTAL UNITS 1		
<u>DEPARTMENT</u>	<u>POSITION</u>	<u>TYPE</u>	<u>UNIT TIME</u>	<u>UNIT COST</u>	<u>ANN. UNITS</u>	<u>TOTAL COST</u>
FOOD PROGRAM	ENVIRN HLTH SPEC III		1.50	\$183.75	1	\$184
		TYPE SUBTOTAL	1.50	\$183.75		\$184
		TOTALS	1.50	\$184.00		\$184

CITY OF LONG BEACH
REVENUE AND COST SUMMARY WORKSHEET
FY 2021-2022

SERVICE CANNABIS - REINSPECTION		REFERENCE NO. EH-416	
PRIMARY DEPARTMENT EH-CANNABIS	UNIT OF SERVICE REINSPECTION	SERVICE RECIPIENT	
DESCRIPTION OF SERVICE Fee Charged by Health Department for Additional Inspections when Corrections are not Completed			
CURRENT FEE STRUCTURE \$240 per reinspection			
<u>REVENUE AND COST COMPARISON</u>			
UNIT REVENUE:	\$240.00	TOTAL REVENUE:	\$240
UNIT COST:	\$318.00	TOTAL COST:	\$318
UNIT PROFIT (SUBSIDY):	<u>\$(78.00)</u>	TOTAL PROFIT (SUBSIDY):	<u>\$(78)</u>
TOTAL UNITS:	1	PCT. COST RECOVERY:	75.47%
SUGGESTED FEE FOR COST RECOVERY OF: 100% \$320 per reinspection			

**CITY OF LONG BEACH
COST DETAIL WORKSHEET
FY 2021-2022**

SERVICE CANNABIS - REINSPECTION				REFERENCE NO. EH-416		
NOTE Unit Costs are an Average of Total Units				TOTAL UNITS 1		
<u>DEPARTMENT</u>	<u>POSITION</u>	<u>TYPE</u>	<u>UNIT TIME</u>	<u>UNIT COST</u>	<u>ANN. UNITS</u>	<u>TOTAL COST</u>
FOOD PROGRAM	MGR-ENVIRON HEALTH		0.05	\$10.58	1	\$11
FOOD PROGRAM	CLERK TYPIST III		1.00	\$93.02	1	\$93
FOOD PROGRAM	ADMIN ANALYST III		0.08	\$13.33	1	\$13
FOOD PROGRAM	ENVIRN HLTH SPEC II		1.08	\$129.63	1	\$130
FOOD PROGRAM	ENVIRN HLTH SPEC III		0.17	\$20.83	1	\$21
FOOD PROGRAM	ENVIRN HLTH SPEC IV		0.33	\$50.31	1	\$50
		TYPE SUBTOTAL	2.71	\$317.70		\$318
TOTALS			2.71	\$318.00		\$318

CITY OF LONG BEACH
REVENUE AND COST SUMMARY WORKSHEET
FY 2021-2022

SERVICE TOBACCO RETAIL PERMIT		REFERENCE NO. EH-500	
PRIMARY DEPARTMENT EH-TOBACCO	UNIT OF SERVICE PERMIT	SERVICE RECIPIENT 1027	
DESCRIPTION OF SERVICE Business Owner Charged for Annual Health Permit			
CURRENT FEE STRUCTURE \$615 per permit			
<u>REVENUE AND COST COMPARISON</u>			
UNIT REVENUE: \$615.00		TOTAL REVENUE: \$301,350	
UNIT COST: \$672.64		TOTAL COST: \$329,594	
UNIT PROFIT (SUBSIDY): \$(57.64)		TOTAL PROFIT (SUBSIDY): \$(28,244)	
TOTAL UNITS: 490		PCT. COST RECOVERY: 91.43%	
SUGGESTED FEE FOR COST RECOVERY OF: 100% \$670 per permit			

**CITY OF LONG BEACH
COST DETAIL WORKSHEET
FY 2021-2022**

SERVICE TOBACCO RETAIL PERMIT				REFERENCE NO. EH-500		
NOTE Unit Costs are an Average of Total Units				TOTAL UNITS 490		
DEPARTMENT	POSITION	TYPE	UNIT TIME	UNIT COST	ANN. UNITS	TOTAL COST
FOOD PROGRAM	SECRETARY	10%	0.33	\$32.01	490	\$15,685
FOOD PROGRAM	ENVIRN HLTH SPEC II		0.75	\$90.02	490	\$44,110
FOOD PROGRAM	ENVIRN HLTH SPEC III	25% Of 1	0.84	\$102.40	490	\$50,176
TOBACCO RETAIL ENFC	ENVIRN HLTH SPEC IV	5%	0.17	\$23.50	490	\$11,515
TOBACCO RETAIL ENFC	COMM PROGR. SPEC II		2.91	\$241.98	490	\$118,570
TOBACCO RETAIL ENFC		Contract/Promo	0.00	\$89.75	490	\$43,978
TOBACCO RETAIL ENFC		Police Services	0.00	\$92.98	490	\$45,560
		TYPE SUBTOTAL	5.00	\$672.64		\$329,594
TOTALS			5.00	\$672.64		\$329,594

CITY OF LONG BEACH
REVENUE AND COST SUMMARY WORKSHEET
FY 2021-2022

SERVICE TOBACCO RETAIL REINSPECTION		REFERENCE NO. EH-501	
PRIMARY DEPARTMENT EH-TOBACCO	UNIT OF SERVICE REINSPECTION	SERVICE RECIPIENT 1028	
DESCRIPTION OF SERVICE Business Owner Charged for reinspection costs			
CURRENT FEE STRUCTURE \$240 per reinspection			
<u>REVENUE AND COST COMPARISON</u>			
UNIT REVENUE:	\$240.00	TOTAL REVENUE:	\$2,160
UNIT COST:	\$214.78	TOTAL COST:	\$1,933
UNIT PROFIT (SUBSIDY):	<div style="border-top: 1px solid black; border-bottom: 3px double black;">\$25.22</div>	TOTAL PROFIT (SUBSIDY):	<div style="border-top: 1px solid black; border-bottom: 3px double black;">\$227</div>
TOTAL UNITS:	9	PCT. COST RECOVERY:	111.74%
SUGGESTED FEE FOR COST RECOVERY OF: 100% \$215 per reinspection			

**CITY OF LONG BEACH
COST DETAIL WORKSHEET
FY 2021-2022**

SERVICE TOBACCO RETAIL REINSPECTION				REFERENCE NO. EH-501		
NOTE Unit Costs are an Average of Total Units				TOTAL UNITS 9		
<u>DEPARTMENT</u>	<u>POSITION</u>	<u>TYPE</u>	<u>UNIT TIME</u>	<u>UNIT COST</u>	<u>ANN. UNITS</u>	<u>TOTAL COST</u>
FOOD PROGRAM	ENVIRN HLTH SPEC II		0.75	\$90.02	9	\$810
TOBACCO RETAIL ENFC COMM PROGR. SPEC II			1.50	\$124.77	9	\$1,123
TYPE SUBTOTAL			2.25	\$214.79		\$1,933
TOTALS			2.25	\$214.78		\$1,933

**CITY OF LONG BEACH
REVENUE AND COST SUMMARY WORKSHEET
FY 2021-2022**

SERVICE TOBACCO RETAIL SPECIAL EVENT PERMIT		REFERENCE NO. EH-502	
PRIMARY DEPARTMENT EH-TOBACCO	UNIT OF SERVICE PERMIT	SERVICE RECIPIENT 2824	
DESCRIPTION OF SERVICE Fee recovers Health Department cost of tobacco retail enforcement program implementation at special events.			
CURRENT FEE STRUCTURE \$113 per vendor			
<u>REVENUE AND COST COMPARISON</u>			
UNIT REVENUE:	\$113.00	TOTAL REVENUE:	\$1,130
UNIT COST:	\$208.00	TOTAL COST:	\$2,080
UNIT PROFIT (SUBSIDY):	\$(95.00)	TOTAL PROFIT (SUBSIDY):	\$(950)
TOTAL UNITS:	10	PCT. COST RECOVERY:	54.33%
SUGGESTED FEE FOR COST RECOVERY OF: 100% \$145 per vendor plus \$60 plus each additional day			

**CITY OF LONG BEACH
COST DETAIL WORKSHEET
FY 2021-2022**

SERVICE TOBACCO RETAIL SPECIAL EVENT PERMIT				REFERENCE NO. EH-502		
NOTE Unit Costs are an Average of Total Units				TOTAL UNITS 10		
<u>DEPARTMENT</u>	<u>POSITION</u>	<u>TYPE</u>	<u>UNIT TIME</u>	<u>UNIT COST</u>	<u>ANN. UNITS</u>	<u>TOTAL COST</u>
TOBACCO RETAIL ENFC COMM PROGR. SPEC II		First Day/Admin	1.75	\$145.57	10	\$1,456
		TYPE SUBTOTAL	1.75	\$145.57		\$1,456
TOBACCO RETAIL ENFC COMM PROGR. SPEC II		Each Add'l Day	0.75	\$62.39	10	\$624
		TYPE SUBTOTAL	0.75	\$62.39		\$624
TOTALS			2.50	\$208.00		\$2,080

CITY OF LONG BEACH
REVENUE AND COST SUMMARY WORKSHEET
FY 2021-2022

SERVICE OFFICE HEARING		REFERENCE NO. EH-550	
PRIMARY DEPARTMENT EH-ADMIN	UNIT OF SERVICE HEARING	SERVICE RECIPIENT 1139	
DESCRIPTION OF SERVICE Fees for hearing officer costs.			
CURRENT FEE STRUCTURE \$139 per hour			
<u>REVENUE AND COST COMPARISON</u>			
UNIT REVENUE: \$139.00		TOTAL REVENUE: \$139	
UNIT COST: \$441.00		TOTAL COST: \$441	
UNIT PROFIT (SUBSIDY): \$(302.00)		TOTAL PROFIT (SUBSIDY): \$(302)	
TOTAL UNITS: 1		PCT. COST RECOVERY: 31.52%	
SUGGESTED FEE FOR COST RECOVERY OF: 100% \$440 per hearing			

**CITY OF LONG BEACH
COST DETAIL WORKSHEET
FY 2021-2022**

SERVICE OFFICE HEARING				REFERENCE NO. EH-550		
NOTE Unit Costs are an Average of Total Units				TOTAL UNITS 1		
<u>DEPARTMENT</u>	<u>POSITION</u>	<u>TYPE</u>	<u>UNIT TIME</u>	<u>UNIT COST</u>	<u>ANN. UNITS</u>	<u>TOTAL COST</u>
FOOD PROGRAM	CLERK TYPIST III		0.50	\$46.51	1	\$47
FOOD PROGRAM	ENVIRN HLTH SPEC II		1.00	\$120.03	1	\$120
FOOD PROGRAM	ENVIRN HLTH SPEC III		1.00	\$122.50	1	\$123
FOOD PROGRAM	ENVIRN HLTH SPEC IV	Actual Costs	1.00	\$152.45	1	\$152
		TYPE SUBTOTAL	3.50	\$441.49		\$441
TOTALS			3.50	\$441.00		\$441

**CITY OF LONG BEACH
REVENUE AND COST SUMMARY WORKSHEET
FY 2021-2022**

SERVICE LICENSE/PERMIT INSPECTION		REFERENCE NO. EH-551	
PRIMARY DEPARTMENT EH-ADMIN	UNIT OF SERVICE INSPECTION	SERVICE RECIPIENT 1140	
DESCRIPTION OF SERVICE Fee for costs associated with permit/license verification including, but not limited to, change of ownership			
CURRENT FEE STRUCTURE \$165 per inspection/change ownership			
<u>REVENUE AND COST COMPARISON</u>			
UNIT REVENUE: \$165.00		TOTAL REVENUE: \$165	
UNIT COST: \$268.00		TOTAL COST: \$268	
UNIT PROFIT (SUBSIDY): \$(103.00)		TOTAL PROFIT (SUBSIDY): \$(103)	
TOTAL UNITS: 1		PCT. COST RECOVERY: 61.57%	
SUGGESTED FEE FOR COST RECOVERY OF: 100% \$270 per inspection/change			

**CITY OF LONG BEACH
COST DETAIL WORKSHEET
FY 2021-2022**

SERVICE LICENSE/PERMIT INSPECTION				REFERENCE NO. EH-551		
NOTE Unit Costs are an Average of Total Units				TOTAL UNITS 1		
<u>DEPARTMENT</u>	<u>POSITION</u>	<u>TYPE</u>	<u>UNIT TIME</u>	<u>UNIT COST</u>	<u>ANN. UNITS</u>	<u>TOTAL COST</u>
FOOD PROGRAM	CLERK TYPIST III		0.50	\$46.51	1	\$47
FOOD PROGRAM	ENVIRN HLTH SPEC III		1.50	\$183.75	1	\$184
FOOD PROGRAM	ENVIRN HLTH SPEC IV		0.25	\$38.11	1	\$38
		TYPE SUBTOTAL	2.25	\$268.37		\$268
TOTALS			2.25	\$268.00		\$268

CITY OF LONG BEACH
REVENUE AND COST SUMMARY WORKSHEET
FY 2021-2022

SERVICE ENVIRON HEALTH REINSPECTION (GEN)		REFERENCE NO. EH-552	
PRIMARY DEPARTMENT EH-ADMIN	UNIT OF SERVICE REINSPECTION	SERVICE RECIPIENT 3644	
DESCRIPTION OF SERVICE Fee Charged by Health Department for Additional Inspections when Corrections are not Completed			
CURRENT FEE STRUCTURE \$240 per reinspection			
<u>REVENUE AND COST COMPARISON</u>			
UNIT REVENUE: \$240.00		TOTAL REVENUE: \$240	
UNIT COST: \$330.00		TOTAL COST: \$330	
UNIT PROFIT (SUBSIDY): \$(90.00)		TOTAL PROFIT (SUBSIDY): \$(90)	
TOTAL UNITS: 1		PCT. COST RECOVERY: 72.73%	
SUGGESTED FEE FOR COST RECOVERY OF: 100% \$330 per reinspection			

**CITY OF LONG BEACH
COST DETAIL WORKSHEET
FY 2021-2022**

SERVICE ENVIRON HEALTH REINSPECTION (GEN)				REFERENCE NO. EH-552		
NOTE Unit Costs are an Average of Total Units				TOTAL UNITS 1		
<u>DEPARTMENT</u>	<u>POSITION</u>	<u>TYPE</u>	<u>UNIT TIME</u>	<u>UNIT COST</u>	<u>ANN. UNITS</u>	<u>TOTAL COST</u>
FOOD PROGRAM	CLERK TYPIST III		0.50	\$46.51	1	\$47
FOOD PROGRAM	ENVIRN HLTH SPEC III		2.00	\$245.00	1	\$245
FOOD PROGRAM	ENVIRN HLTH SPEC IV		0.25	\$38.11	1	\$38
		TYPE SUBTOTAL	2.75	\$329.62		\$330
TOTALS			2.75	\$330.00		\$330

CITY OF LONG BEACH
REVENUE AND COST SUMMARY WORKSHEET
FY 2021-2022

SERVICE ENVIRONMENTAL HEALTH MATERIALS		REFERENCE NO. EH-553	
PRIMARY DEPARTMENT EH-ADMIN	UNIT OF SERVICE MATERIALS	SERVICE RECIPIENT 1379	
DESCRIPTION OF SERVICE Cost to provide materials.			
CURRENT FEE STRUCTURE actual cost each			
<u>REVENUE AND COST COMPARISON</u>			
UNIT REVENUE:	\$0.00	TOTAL REVENUE:	\$0
UNIT COST:	\$0.00	TOTAL COST:	\$0
UNIT PROFIT (SUBSIDY):	\$0.00	TOTAL PROFIT (SUBSIDY):	\$0
TOTAL UNITS:	1	PCT. COST RECOVERY:	0.00%
SUGGESTED FEE FOR COST RECOVERY OF: 100% Charge the actual cost of materials			

**CITY OF LONG BEACH
COST DETAIL WORKSHEET
FY 2021-2022**

SERVICE ENVIRONMENTAL HEALTH MATERIALS				REFERENCE NO. EH-553		
NOTE Unit Costs are an Average of Total Units				TOTAL UNITS 1		
<u>DEPARTMENT</u>	<u>POSITION</u>	<u>TYPE</u>	<u>UNIT TIME</u>	<u>UNIT COST</u>	<u>ANN. UNITS</u>	<u>TOTAL COST</u>
FOOD PROGRAM	ENVIRN HLTH SPEC II	Actual Cost	0.00	\$0.00	1	\$0
		TYPE SUBTOTAL	0.00	\$0.00		\$0
		TOTALS	0.00	\$0.00		\$0

**CITY OF LONG BEACH
REVENUE AND COST SUMMARY WORKSHEET
FY 2021-2022**

SERVICE ENVIRON HEALTH TECHNOLOGY SURCHARGE		REFERENCE NO. EH-554	
PRIMARY DEPARTMENT EH-ADMIN	UNIT OF SERVICE N/A	SERVICE RECIPIENT	
DESCRIPTION OF SERVICE Surcharge to recover the costs of the technology needs of the Environmental Health Bureau.			
CURRENT FEE STRUCTURE None			
<u>REVENUE AND COST COMPARISON</u>			
UNIT REVENUE: \$0.00		TOTAL REVENUE: \$0	
UNIT COST: \$131,806.00		TOTAL COST: \$131,806	
UNIT PROFIT (SUBSIDY): \$(131,806.00)		TOTAL PROFIT (SUBSIDY): \$(131,806)	
TOTAL UNITS: 1		PCT. COST RECOVERY: 0.00%	
SUGGESTED FEE FOR COST RECOVERY OF: 100% 2.3% of the permit and plan check fees.			

**CITY OF LONG BEACH
COST DETAIL WORKSHEET
FY 2021-2022**

SERVICE ENVIRON HEALTH TECHNOLOGY SURCHARGE				REFERENCE NO. EH-554		
NOTE Unit Costs are an Average of Total Units				TOTAL UNITS 1		
<u>DEPARTMENT</u>	<u>POSITION</u>	<u>TYPE</u>	<u>UNIT TIME</u>	<u>UNIT COST</u>	<u>ANN. UNITS</u>	<u>TOTAL COST</u>
ENV HEALTH OPER SUP		Technology Expenses	0.00	\$131,806.00	1	\$131,806
		TYPE SUBTOTAL	0.00	\$131,806.00		\$131,806
		TOTALS	0.00	\$131,806.00		\$131,806

Fee Name	Current Fee	Proposed Fee	Per	Theoretical Annual Revenue Change	Fund Group
Department: DEVELOPMENT SERVICES					
PLANNING					
OTHER APPROVAL FEES					
Housing Project Title Report	NEW	\$200 to obtain and review title report(s) plus the cost of each report	Application	\$10,500	DEVELOPMENT SERVICES
Housing Project Covenant Recordation	NEW	\$500 to prepare and record covenants plus the cost of recording	Application	\$8,500	DEVELOPMENT SERVICES
CODE ENFORCEMENT					
GARAGE RESALE PROGRAM					
Garage Resale Expedite	NEW	Twice the regular fee	Inspection/Certificate	\$60,000	GENERAL
TOTAL DEVELOPMENT SERVICES				\$79,000	
Department: FINANCIAL MANAGEMENT					
BUSINESS RELATIONS BUREAU					
BUSINESS LICENSE AND PERMIT FEES					
Business License ADA City/State Fee	\$1.00	\$4.00	Account	\$0	DEVELOPMENT SERVICES
TOTAL FINANCIAL MANAGEMENT				\$0	
Department: LONG BEACH AIRPORT					
AIRLINE FEES					
Includes: Landing Fees, Gate Use Fees, Apron Parking Fees, Common Use Fees and Terminal Space Charges. These costs are used to calculate the cost per enplaned passenger.					
Landing Fees, 7:00 AM - 10:00 PM	\$4.70	\$4.94	1000 lbs. Gross Certified Landing Weight	\$818,000	AIRPORT
Landing Fees, 10:00 PM - 7:00 AM	\$9.89	\$10.38	1000 lbs. Gross Certified Landing Weight		AIRPORT
Terminal Building Gate Use Fee	\$1.41	\$1.48	1000 lbs. Gross Certified Landing Weight		AIRPORT
Common Use Charges	\$3.85	\$4.04	Enplaned Passenger		AIRPORT
AIRCRAFT PARKING					
Terminal Building Apron Parking Fee	\$1.17	\$1.23	1000 lbs. Gross Certified Landing Weight		AIRPORT
AIRPORT - VEHICLE PARKING					
Vehicle Parking Fees - Parking Structure (Lot A)	\$2	\$3	Hour (or portion thereof)	\$1,165,000	AIRPORT
Vehicle Parking Fees - Parking Structure (Lot A) - Daily maximum (standard)	\$21	\$25	Day		AIRPORT
Vehicle Parking Fees - (Lot B)	\$2	\$3	Hour (or portion thereof)		AIRPORT

Fee Name	Current Fee	Proposed Fee	Per	Theoretical Annual Revenue Change	Fund Group
Vehicle Parking Fees - Parking (Lot B) - Daily maximum (standard)	\$19	\$20	Day		AIRPORT
Monthly Parking Card - Tenant Employee	\$40	\$50	per space, per month		AIRPORT
TOTAL LONG BEACH AIRPORT				\$1,983,000	
Department: PUBLIC WORKS					
City Facility Key Deposit	NEW	\$75	Key (Refunded to renter following key return)	\$0	GENERAL
TOTAL GENERAL FUND				\$60,000	
TOTAL AIRPORT FUND				\$1,983,000	
TOTAL DEVELOPMENT SERVICES FUND				\$19,000	
TOTAL ALL FUNDS				\$2,062,000	