

BSBA REPORT

July 1 - July 31, 2014

| | Boardings | Unique Riders |
|------------------------|-----------|---------------|
| July 1 - July 31, 2014 | 16,143 | 483 |

| | Boardings | Unique Riders |
|---------------------|--------------|---------------|
| June 30, 2014 | 572 | 227 |
| July 1, 2014 | 548 | 232 |
| July 2, 2014 | 527 | 222 |
| July 3, 2014 | 612 | 242 |
| July 4, 2014 | 398 | 186 |
| July 5, 2014 | 454 | 214 |
| July 6, 2014 | 384 | 184 |
| Weekly Total | 3,495 | 375 |

| | Boardings | Unique Riders |
|---------------------|--------------|---------------|
| July 7, 2014 | 585 | 234 |
| July 8, 2014 | 572 | 233 |
| July 9, 2014 | 578 | 236 |
| July 10, 2014 | 592 | 240 |
| July 11, 2014 | 625 | 262 |
| July 12, 2014 | 450 | 198 |
| July 13, 2014 | 389 | 186 |
| Weekly Total | 3,791 | 386 |

| | Boardings | Unique Riders |
|---------------------|--------------|---------------|
| July 14, 2014 | 540 | 232 |
| July 15, 2014 | 634 | 249 |
| July 16, 2014 | 618 | 250 |
| July 17, 2014 | 638 | 259 |
| July 18, 2014 | 578 | 245 |
| July 19, 2014 | 451 | 202 |
| July 20, 2014 | 365 | 166 |
| Weekly Total | 3,824 | 391 |

| | Boardings | Unique Riders |
|---------------------|--------------|---------------|
| July 21, 2014 | 548 | 227 |
| July 22, 2014 | 536 | 226 |
| July 23, 2014 | 544 | 215 |
| July 24, 2014 | 554 | 232 |
| July 25, 2014 | 504 | 209 |
| July 26, 2014 | 445 | 191 |
| July 27, 2014 | 330 | 151 |
| Weekly Total | 3,461 | 359 |

| | Boardings | Unique Riders |
|---------------------|--------------|---------------|
| July 28, 2014 | 510 | 208 |
| July 29, 2014 | 526 | 210 |
| July 30, 2014 | 538 | 218 |
| July 31, 2014 | 570 | 229 |
| August 1, 2014 | 612 | 244 |
| August 2, 2014 | 437 | 189 |
| August 3, 2014 | 344 | 162 |
| Weekly Total | 3,537 | 358 |

Data source: GFI, reported at 11:09:57 on Monday August 04, 2014 [RPTSCU 2.05.10.34]

BSBA LINE SUMMARY

July 1 - July 31, 2014

Margin of error: $\pm 5\%$.

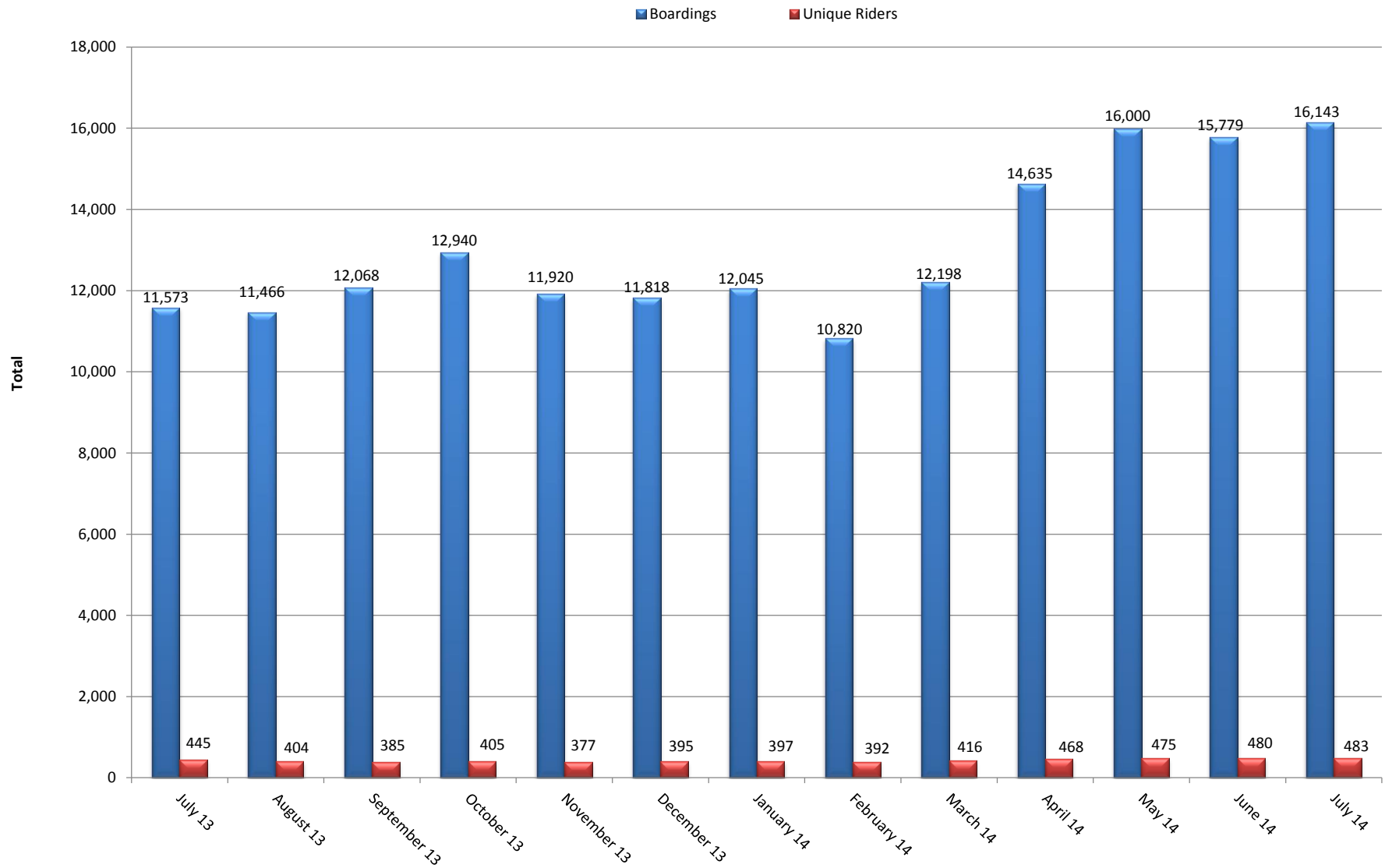
| | Boardings |
|---|-----------|
| Route 121 Ocean Blvd./CSULB/Outer Circle | 4,748 |
| Lines 50 & 60* (51, 52, 61) | 1,911 |
| Line 90* (91, 92, 93, 94, ZAP 96) | 1,810 |
| Lines 10, 20 & 70* (1, 21, 22, 71, 72) | 1,667 |
| Line 170* (171, 172, 173, 174, ZAP 176) | 1,461 |
| Line 40* (45, 46) | 1,400 |
| Route 131 Redondo Ave. to Seal Beach | 797 |
| Line 110* (111, 112) | 717 |

| | Boardings |
|-----------------------------------|-----------|
| Route 151 4th Street | 610 |
| Line 190* (191, 192) | 579 |
| Line 180* (181, 182) | 192 |
| Line 100* (101, 102, 103, 104) | 181 |
| Route 81 10th St. to CSULB | 68 |
| Passport Downtown Long Beach | 1 |
| Other/Undetermined | 1 |

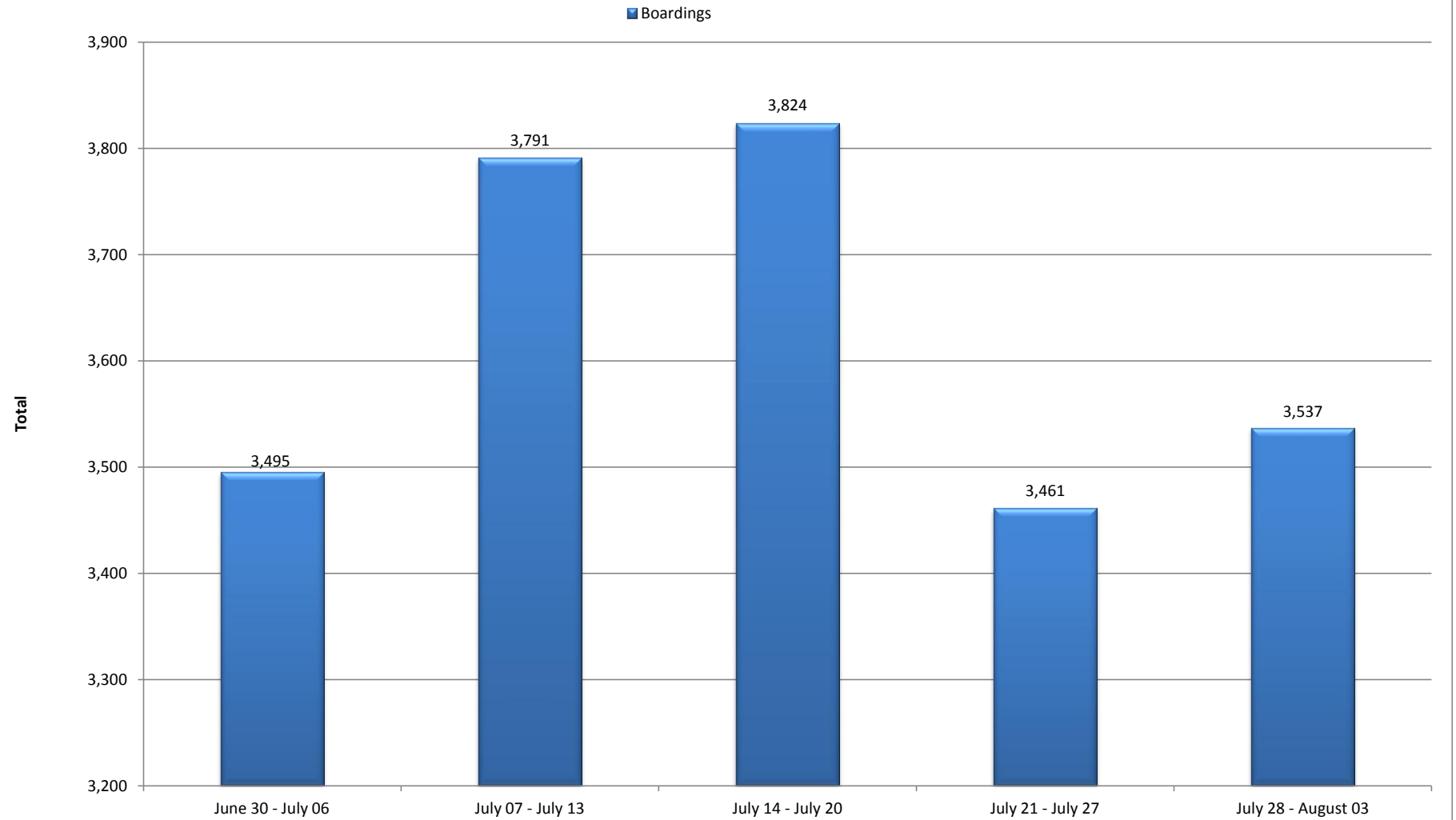
* Lines report aggregated data for all route numbers listed. Line data is in addition to any data reported for specific route numbers.

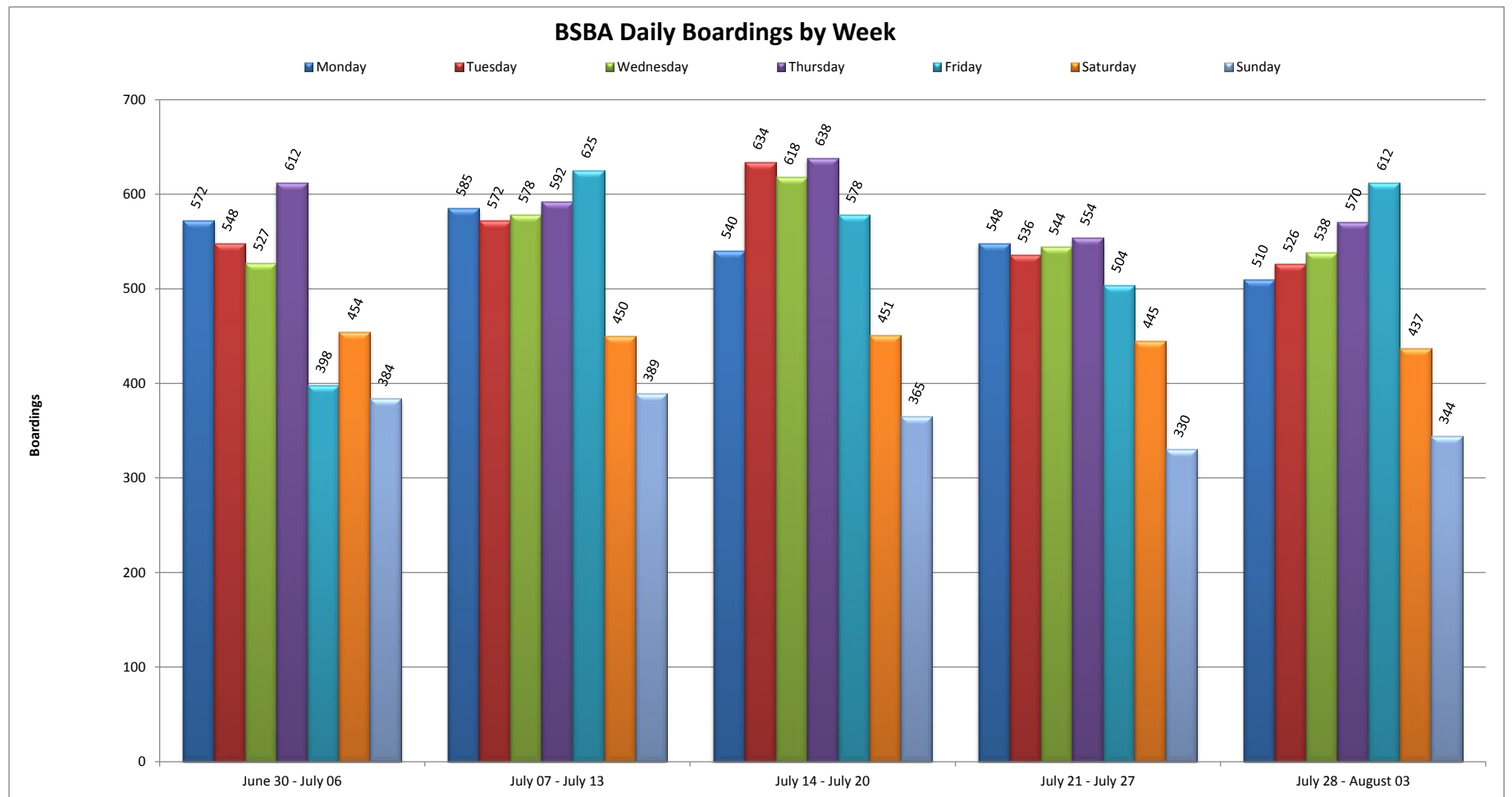
Data source: GFI, reported at 12:37:44 on Monday August 04, 2014 [RPTRTS 2.05.10.34]

Monthly BSBA Performance



Weekly BSBA Performance





BSBA Daily Unique Riders by Week

