



CITY CLERK DEPARTMENT  
Long Beach, California

**NB-34**

LARRY HERRERA  
City Clerk

ADMINISTRATIVE DIVISION  
*Monique De La Garza*  
Administrative Officer

ELECTIONS BUREAU  
*Poonam Davis*  
City Clerk Bureau Manager

LEGISLATIVE BUREAU  
*Merianne Nakagawa*  
City Clerk Bureau Manager

April 17, 2012

HONORABLE MAYOR AND CITY COUNCIL  
City of Long Beach  
California

RECOMMENDATION

Adopt resolutions declaring the official results of the City of Long Beach Primary Nominating Election held on April 10, 2012.

DISCUSSION

It is recommended that the City Council adopt the attached resolutions relating to the City of Long Beach Primary Nominating Election held on April 10, 2012, titled as follows:

1. A resolution of the City Council of the City of Long Beach declaring the results of the Consolidated Primary Nominating Election held in the City of Long Beach, California, on Tuesday, April 10, 2012, for the purpose of nominating and/or electing candidates for three (3) offices on the City Council from District Numbers 2, 4 and 8; and directing the City Clerk to place on the ballots to be used at the General Municipal Election to be held on the 5th day of June 2012, the names of the candidates declared to have been nominated by the Primary Nominating Election; and directing the City Clerk to issue a Certificate of Election to the candidates declared to have been elected at the Primary Nominating Election.
2. A resolution of the City Council of the City of Long Beach certifying the results of the Consolidated Primary Nominating Election held in the City of Long Beach, California, on Tuesday, April 10, 2012, for the purpose of nominating and/or electing candidates for two (2) offices on the Governing Board of the Long Beach Unified School District, and for one (1) office on the Board of Trustees of the Long Beach Community College District.

Pursuant to Long Beach Municipal Code Section 1.21.010, the City Clerk is required to certify the election results to the City Council within twenty-one days after the date of the April 10, 2012, Primary Nominating Election. Certification of the election must comply with the official canvass requirements set forth in the State Elections Code, Division 15, Chapter 4.

To meet the foregoing requirements, the City Clerk Department has executed the following tasks:

- (a) An inspection of all materials and supplies returned by poll workers;
- (b) A reconciliation of the number of signatures on the roster with the number of ballots recorded on the ballot statement;
- (c) A reconciliation of the number of ballots counted, spoiled, canceled, or invalidated due to identifying marks and over votes, with the number of votes recorded by the vote counting system, which includes vote-by-mail and provisional ballots;
- (d) Processing and counting any valid vote by mail and provisional ballots not included in the Election Day semifinal official canvass;
- (e) Counting any valid write-in votes;
- (f) Reproducing any damaged ballots, if necessary;
- (g) Reporting final results to the governing board;
- (h) Conduct of a public hand-count of ballots cast in a randomly selected one (1) percent of precincts, plus one additional precinct for each race tabulated by the City's voting system; and
- (i) Identification and reporting of any discrepancies between the vote system count and the hand-count.

#### TIMING CONSIDERATIONS

Approval of the suggested action is requested on April 17, 2012.

Attached are the resolutions prepared by the City Attorney declaring the results of the Primary Nominating Election held on April 10, 2012, along with the Certificate of Canvass, the Cumulative Report – Official (Dated April 13, 2012), Canvass of Vote - (Dated April 13, 2012), and April 14, 2012 Fourth District Council Office Manual Recount Results conducted and posted pursuant to Elections Code Sections 15160 and 15633.

#### FISCAL IMPACT

None.

HONORABLE MAYOR AND CITY COUNCIL  
April 17, 2012  
Page 3

SUGGESTED ACTION:

Approve recommendation.

Respectfully submitted,

*Posnam Davis for Larry Herrera.*

LARRY HERRERA  
CITY CLERK


Attachments:

Certificate of Canvass

Exhibit A -- Cumulative Report -- Official (Dated April 13, 2012)

Exhibit B -- Canvass of Vote - Official (Dated April 13, 2012)

Exhibit C -- April 14, 2012 Fourth District Council Office Manual Recount Results



CITY CLERK'S CERTIFICATE OF CANVASS

APRIL 10, 2012 PRIMARY NOMINATING ELECTION

I, Larry Herrera, City Clerk of the City of Long Beach, County of Los Angeles, State of California, duly authorized by Ordinance No. C-7380, adopted by the Long Beach City Council on the 2nd day of January 1996, do hereby certify that I have canvassed the returns of the Primary Nominating Election held in the City of Long Beach on the 10th day of April 2012.

I, further certify that the number of votes cast in each precinct and the number of votes cast for qualified candidates for the elected offices of Council Districts 2, 4 and 8, Long Beach Community College District Governing Board Trustee Area 4, and Long Beach Unified School District Governing Board, Districts 2 and 4, are as set forth in the attached reports titled: [1] Cumulative Report – Official (Dated April 13, 2012); [2] Canvass of Vote – Official (Dated April 13, 2012); and [3] the April 14, 2012 Fourth District Council Office Manual Recount Results, conducted and posted pursuant to Elections Code Sections 15160 and 15633.

Larry Herrera

City Clerk

City of Long Beach

Dated: April 16, 2012

**Cumulative Report — Official  
City of Long Beach — Primary Nominating Election — April 10, 2012**

Total Number of Voters : 18,779 of 151,163 = 12.42%

Party	Candidate	VOTE-BY-MAIL	ELECTION	Total
-------	-----------	--------------	----------	-------

Council Member, District 2, Vote For 1

MIKE KAMER  
DR. SUJJA LOWENTHAL  
JANET BALLANTYNE

141	7.95%	62	8.86%	203	8.21%
1,101	62.06%	429	61.29%	1,530	61.84%
532	29.99%	209	29.86%	741	29.95%
1,774	98.78%	700	98.73%	2,474	98.76%
3	0.17%	2	0.28%	5	0.20%
19	1.06%	7	0.99%	26	1.04%

Cast Votes:  
Over Votes:  
Under Votes:

Precincts			Voters		
Counted	Total	Percent	Ballots	Registered	Percent
23	23	100.00%	2,505	23,339	10.73%

Council Member, District 4, Vote For 1

JOHN WATKINS  
DARYL SUPERNAW  
PATRICK O DONNELL (W)

744	34.73%	424	29.73%	1,168	32.74%
750	35.01%	467	32.75%	1,217	34.11%
648	30.25%	535	37.52%	1,183	33.16%
2,142	98.57%	1,426	97.21%	3,568	98.02%
0	0.00%	1	0.07%	1	0.03%
31	1.43%	40	2.73%	71	1.95%

Cast Votes:  
Over Votes:  
Under Votes:

Precincts			Voters		
Counted	Total	Percent	Ballots	Registered	Percent
24	24	100.00%	3,640	22,934	15.87%

Council Member, District 8, Vote For 1

AL AUSTIN  
LILLIAN Y. KAWASAKI  
GUSTAVO CORTES RIVERA

1,087	48.38%	1,096	65.20%	2,183	55.58%
1,108	49.31%	561	33.37%	1,669	42.49%
52	2.31%	24	1.43%	76	1.93%
2,247	98.94%	1,681	98.48%	3,928	98.74%
13	0.57%	21	1.23%	34	0.85%
11	0.48%	5	0.29%	16	0.40%

Cast Votes:  
Over Votes:  
Under Votes:

Precincts			Voters		
Counted	Total	Percent	Ballots	Registered	Percent
24	24	100.00%	3,978	23,285	17.08%

**Cumulative Report — Official  
City of Long Beach — Primary Nominating Election — April 10, 2012**

04/13/2012 09:06 PM  
Precincts Reporting 158 of 158 = 100.00%

Page 2 of 2

Total Number of Voters : 18,779 of 151,163 = 12.42%

Party	Candidate	VOTE-BY-MAIL	ELECTION	Total
Long Beach Community College District Governing Board, Trustee Area 4, Vote For 1		3,709 66.79%	1,170 70.06%	4,879 67.55%
DOUG OTTO		1,844 33.21%	500 29.94%	2,344 32.45%
DAVINA M. KEISER		5,553 95.91%	1,670 93.61%	7,223 95.37%
Cast Votes:		0 0.00%	0 0.00%	0 0.00%
Over Votes:		237 4.09%	114 6.39%	351 4.63%
Under Votes:				

Precincts			Voters		
Counted	Total	Percent	Ballots	Registered	Percent
62	62	100.00%	7,574	58,621	12.92%

**Long Beach Unified School District Governing Board Member, District2, Vote For 1**

FELTON WILLIAMS	1,378	61.00%	580	61.44%	1,958	61.13%
RICARDO A. LINAREZ	881	39.00%	364	38.56%	1,245	38.87%
Cast Votes:	2,259	98.60%	944	98.64%	3,203	98.61%
Over Votes:	13	0.57%	2	0.21%	15	0.46%
Under Votes:	19	0.83%	11	1.15%	30	0.92%

Precincts			Voters		
Counted	Total	Percent	Ballots	Registered	Percent
40	40	100.00%	3,248	39,094	8.31%

**Long Beach Unified School District Governing Board Member, District4, Vote For 1**

NAOMI RAINEY	1,302	25.12%	418	27.90%	1,720	25.74%
JON MEYER	3,881	74.88%	1,080	72.10%	4,961	74.26%
Cast Votes:	5,183	94.03%	1,498	92.47%	6,681	93.68%
Over Votes:	1	0.02%	0	0.00%	1	0.01%
Under Votes:	328	5.95%	122	7.53%	450	6.31%

Precincts			Voters		
Counted	Total	Percent	Ballots	Registered	Percent
62	62	100.00%	7,132	56,304	12.67%

**Canvass of Vote — Total Voters — Official  
City of Long Beach — Primary Nominating Election — April 10, 2012**

**Exhibit B**

04/13/2012 09:06 PM

Page 1 of 9

Total Number of Voters: 18,779 of 151,163 = 12.42%

Precincts Reporting 158 of 158 = 100.00%

**Council Member, District 2**

Precinct	VOTE-BY-MAIL ALL Ballots Cast	ELECTION Ballots Cast	Total Ballots Cast	Registered Voters	Percent Turnout	MIKE KAMER	DR. SUJA LOWENTHAL	JANET BALLANTYNE	Totals
3850012A	67	27	94	577	16.29%	5	44	43	92
3850040B	26	13	39	1,011	3.86%	7	22	10	39
3850049A	67	39	106	1,453	7.30%	10	81	15	106
3850072A	121	78	199	1,482	13.43%	12	95	91	198
3850126A	73	49	122	1,059	11.52%	12	79	27	118
3850135A	81	27	108	1,208	8.94%	13	72	23	108
3850149A	47	23	70	872	8.03%	6	49	14	69
3850157A	81	36	117	1,376	8.50%	10	85	22	117
3850178A	76	18	94	989	9.50%	12	60	17	89
3850179A	111	26	137	945	14.50%	7	74	55	136
3850199A	114	48	162	1,017	15.93%	8	74	77	159
3850201A	185	44	229	1,148	19.95%	10	134	83	227
3850211A	79	32	111	1,015	10.94%	6	78	26	110
3850227A	54	20	74	990	7.47%	7	49	16	72
3850229A	111	56	167	1,035	16.14%	11	106	49	166
3850238A	45	28	73	1,029	7.09%	8	44	18	70
3850342B	91	30	121	928	13.04%	11	73	35	119
3850361A	134	46	180	1,504	11.97%	17	109	53	179
3850362A	64	14	78	801	9.74%	10	46	21	77
3850379A	37	20	57	1,071	5.32%	5	42	10	57
3850545A	68	13	81	709	11.42%	5	55	21	81
3850593A	64	22	86	1,120	7.68%	11	59	15	85
3850201C	0	0	0	0	0.00%	0	0	0	0
<b>Totals:</b>	<b>1,796</b>	<b>709</b>	<b>2,505</b>	<b>23,339</b>		<b>203</b>	<b>1,530</b>	<b>741</b>	<b>2,474</b>

**Canvass of Vote — Total Voters — Official  
City of Long Beach — Primary Nominating Election — April 10, 2012**

04/13/2012 09:06 PM

Page 2 of 9

Total Number of Voters: 18,779 of 151,163 = 12.42%

Precincts Reporting 158 of 158 = 100.00%

**Council Member, District 4**

Precinct	VOTE-BY-MAIL Ballots Cast	ELECTION Ballots Cast	Total Ballots Cast	Registered Voters	Percent Turnout	JOHN WATKINS	DARYL SUPERNAW	PATRICK O DONNELL	Totals
3850047B	32	14	46	856	5.37%	19	10	16	45
3850052A	177	126	303	1,033	29.33%	62	130	110	302
3850091A	41	24	65	882	7.37%	31	18	15	64
3850147B	88	75	163	734	22.21%	35	72	53	160
3850153A	171	120	291	1,024	28.42%	80	97	110	287
3850158A	42	15	57	1,003	5.68%	24	10	22	56
3850159A	64	39	103	1,555	6.62%	39	34	28	101
3850163A	55	30	85	807	10.53%	32	25	26	83
3850236B	31	21	52	758	6.86%	18	18	15	51
3850248A	95	70	165	1,052	15.68%	68	44	47	159
3850302B	272	210	482	1,163	41.44%	136	152	191	479
3850304A	182	136	318	1,163	27.34%	83	109	119	311
3850305A	217	204	421	1,430	29.44%	114	158	135	407
3850319A	156	129	285	1,156	24.65%	107	70	106	283
3850610A	56	33	89	833	10.68%	28	32	22	82
3850611B	51	14	65	898	7.24%	34	17	12	63
3850616A	65	30	95	1,218	7.80%	47	25	22	94
3850617A	88	52	140	1,330	10.53%	50	45	40	135
3850619B	40	29	69	795	8.68%	24	19	22	65
3850621A	46	24	70	1,133	6.18%	34	20	16	70
3850624A	87	49	136	1,005	13.53%	56	49	29	134
3850625A	92	23	115	924	12.45%	41	45	26	112
3850091C	2	0	2	65	3.08%	2	0	0	2
3850147A	23	0	23	117	19.66%	4	18	1	23
<b>Totals:</b>	<b>2,173</b>	<b>1,467</b>	<b>3,640</b>	<b>22,934</b>		<b>1,168</b>	<b>1,217</b>	<b>1,183</b>	<b>3,568</b>



**Canvass of Vote — Total Voters — Official**  
**City of Long Beach — Primary Nominating Election — April 10, 2012**  
 Page 3 of 9

04/13/2012 09:06 PM

Total Number of Voters: 18,779 of 151,163 = 12.42%

Precincts Reporting 158 of 158 = 100.00%

**Council Member, District 8**

Precinct	VOTE-BY-MAIL Ballots Cast	ELECTION Ballots Cast	Total Ballots Cast	Registered Voters	Percent Turnout	AL AUSTIN	LILLIAN Y. KAWASAKI	GUSTAVO CORTES RIVERA	Totals
3850037A	41	40	81	926	8.75%	59	19	2	80
3850039B	22	21	43	554	7.76%	24	16	3	43
3850042A	188	70	258	1,459	17.68%	151	100	5	256
3850055B	158	98	256	1,045	24.50%	158	91	4	253
3850057C	61	69	130	669	19.43%	59	61	5	125
3850058D	45	61	106	781	13.57%	71	31	3	105
3850059A	137	56	193	1,492	12.94%	127	55	10	192
3850060A	46	54	100	1,128	8.87%	64	25	8	97
3850070D	84	69	153	565	27.08%	70	82	0	152
3850075A	238	212	450	1,870	24.06%	192	250	7	449
3850080A	76	68	144	491	29.33%	46	92	3	141
3850102A	58	75	133	988	13.46%	100	29	2	131
3850415A	69	132	201	1,063	18.91%	165	24	2	191
3850549A	240	127	367	1,555	23.60%	201	160	4	365
3850551A	51	67	118	1,029	11.47%	82	33	1	116
3850552A	53	46	99	885	11.19%	82	15	0	97
3850553A	46	57	103	1,106	9.31%	69	32	2	103
3850554A	81	52	133	1,046	12.72%	84	40	8	132
3850562A	361	222	583	1,594	36.57%	176	402	2	580
3850660A	82	79	161	1,345	11.97%	94	61	2	157
3850686A	90	32	122	1,504	8.11%	93	25	2	120
3850002A	0	0	0	0	0.00%	0	0	0	0
3850002D	1	0	1	3	33.33%	1	0	0	1
3850603A	43	0	43	187	22.99%	15	26	1	42
<b>Totals</b>	<b>2,271</b>	<b>1,707</b>	<b>3,978</b>	<b>23,285</b>		<b>2,183</b>	<b>1,669</b>	<b>76</b>	<b>3,928</b>

**Canvass of Vote — Total Voters — Official**  
**City of Long Beach — Primary Nominating Election — April 10, 2012**  
 Page 4 of 9

04/13/2012 09:06 PM  
 Precincts Reporting 158 of 158 = 100.00%

Total Number of Voters: 18,779 of 151,163 = 12.42%

**Long Beach Community College District Governing Board, Trustee Area 4**

Precinct	VOTE-BY-MAIL ALL Ballots Cast	ELECTION Ballots Cast	Total Ballots Cast	Registered Voters	Percent Turnout	DOUG OTTO	DAVINA M. KEISER	Totals
3850082A	101	25	126	1,157	10.89%	76	46	122
3850084A	99	23	122	1,103	11.06%	76	46	122
3850126A	73	49	122	1,059	11.52%	71	39	110
3850135A	81	27	108	1,208	8.94%	64	37	101
3850153A	171	120	291	1,024	28.42%	158	88	246
3850159A	64	39	103	1,555	6.62%	53	36	89
3850163A	55	30	85	807	10.53%	40	36	76
3850183A	59	21	80	992	8.06%	58	22	80
3850187A	92	18	110	971	11.33%	73	34	107
3850211A	79	32	111	1,015	10.94%	64	38	102
3850213A	178	23	201	1,328	15.14%	137	60	197
3850215A	209	25	234	962	24.32%	179	44	223
3850222A	97	26	123	1,024	12.01%	83	39	122
3850223A	71	30	101	689	14.66%	63	34	97
3850229A	111	56	167	1,035	16.14%	104	49	153
3850248A	95	70	165	1,052	15.68%	84	61	145
3850251A	50	15	65	814	7.99%	39	24	63
3850254A	225	57	282	1,383	20.39%	204	70	274
3850256A	172	28	200	1,254	15.95%	136	57	193
3850257A	138	28	166	905	18.34%	116	48	164
3850259B	135	47	182	919	19.80%	133	45	178
3850262A	156	48	204	1,235	16.52%	168	30	198
3850270A	63	14	77	1,324	5.82%	45	30	75
3850271A	78	17	95	979	9.70%	55	37	92
3850272A	70	12	82	1,068	7.68%	60	19	79
3850275A	136	28	164	1,091	15.03%	120	42	162
3850276A	145	33	178	1,147	15.52%	129	44	173
3850280A	219	53	272	1,332	20.42%	221	46	267
3850285A	162	47	209	1,014	20.61%	171	37	208
3850287A	169	26	195	1,107	17.62%	129	58	187
3850290A	173	12	185	1,190	15.55%	131	50	181
3850293A	139	28	167	1,151	14.51%	120	44	164
3850294A	118	31	149	1,001	14.89%	97	46	143
3850305A	217	204	421	1,430	29.44%	238	126	364

**Canvass of Vote — Total Voters — Official  
City of Long Beach — Primary Nominating Election — April 10, 2012**

04/13/2012 09:06 PM

Precincts Reporting 158 of 158 = 100.00%

Page 5 of 9

Total Number of Voters: 18,779 of 151,163 = 12.42%

**Long Beach Community College District Governing Board, Trustee Area 4**

Precinct	VOTE-BY-MAIL Ballots Cast	ELECTION Ballots Cast	Total Ballots Cast	Registered Voters	Percent Turnout	DOUG OTTO	DAVINA M. KEISER	Totals
3850308A	65	28	93	993	9.37%	48	45	93
3850309A	66	11	77	867	8.88%	54	22	76
3850324A	101	24	125	1,035	12.08%	76	48	124
3850445A	178	26	204	1,253	16.28%	154	45	199
3850481A	77	24	101	656	15.40%	76	24	100
3850533A	61	18	79	997	7.92%	47	32	79
3850616A	65	30	95	1,218	7.80%	46	46	92
3850617A	88	52	140	1,330	10.53%	68	65	133
3850619B	40	29	69	795	8.68%	33	27	60
3850620A	63	26	89	1,386	6.42%	46	41	87
3850621A	46	24	70	1,133	6.18%	34	32	66
3850624A	87	49	136	1,005	13.53%	72	53	125
3850625A	92	23	115	924	12.45%	66	45	111
3850645A	1	1	2	737	0.27%	1	1	2
3850688A	122	26	148	1,031	14.35%	102	40	142
6450001A	33	2	35	661	5.30%	13	21	34
6450002A	61	7	68	1,175	5.79%	29	37	66
6450004A	67	10	77	1,157	6.66%	39	35	74
6450005A	132	23	155	1,439	10.77%	86	64	150
6450006A	61	9	70	975	7.18%	47	22	69
3850045A	3	0	3	18	16.67%	1	2	3
3850045C	0	0	0	0	0.00%	0	0	0
3850082B	1	0	1	28	3.57%	0	1	1
3850084B	0	0	0	10	0.00%	0	0	0
3850110B	0	0	0	14	0.00%	0	0	0
3850469A	59	0	59	285	20.70%	38	21	59
6210002A	20	0	20	172	11.63%	8	12	20
6450008C	1	0	1	2	50.00%	0	1	1
<b>Totals:</b>	<b>5,790</b>	<b>1,784</b>	<b>7,574</b>	<b>58,621</b>		<b>4,879</b>	<b>2,344</b>	<b>7,223</b>

**Canvass of Vote — Total Voters — Official  
City of Long Beach — Primary Nominating Election — April 10, 2012**

04/13/2012 09:06 PM

Page 6 of 9

Precincts Reporting 158 of 158 = 100.00%

Total Number of Voters: 18,779 of 151,163 = 12.42%

**Long Beach Unified School District Governing Board Member, District 2**

Precinct	VOTE-BY-MAIL		ELECTION	Total	Registered	Percent	Totals					
	ALL	Ballots					Ballots	Turnout	FELTON WILLIAMS	RICARDO A. LINAREZ	Totals	
	Ballots	Cast	Ballots	Ballots	Voters	Turnout						
3850021B	51	26	77	1,108	6.95%	47	30	77				
3850025A	54	44	98	1,422	6.89%	58	39	97				
3850030A	62	30	92	1,151	7.99%	53	37	90				
3850036A	57	22	79	599	13.19%	42	37	79				
3850071A	122	68	190	1,229	15.46%	112	75	187				
3850092A	62	38	100	1,061	9.43%	74	25	99				
3850097A	78	98	176	1,160	15.17%	122	53	175				
3850099A	67	33	100	1,342	7.45%	63	37	100				
3850103A	57	33	90	948	9.49%	53	36	89				
3850110A	122	40	162	1,408	11.51%	83	72	155				
3850117A	51	11	62	1,050	5.90%	35	27	62				
3850120A	101	34	135	989	13.65%	84	48	132				
3850123A	32	10	42	702	5.98%	19	23	42				
3850124A	74	23	97	921	10.53%	61	34	95				
3850128A	20	13	33	531	6.21%	14	19	33				
3850134A	26	10	36	1,244	2.89%	18	18	36				
3850137A	36	23	59	951	6.20%	22	33	55				
3850138B	47	20	67	1,066	6.29%	58	8	66				
3850145A	35	11	46	1,136	4.05%	34	11	45				
3850146A	23	12	35	682	5.13%	25	10	35				
3850154B	26	10	36	602	5.98%	27	5	32				
3850156A	56	11	67	1,153	5.81%	52	15	67				
3850164A	56	34	90	1,262	7.13%	58	32	90				
3850166B	67	13	80	939	8.52%	41	39	80				
3850170B	43	22	65	1,359	4.78%	28	36	64				
3850190A	47	19	66	851	7.76%	38	28	66				
3850296A	27	14	41	1,006	4.08%	18	22	40				
3850333A	94	43	137	1,441	9.51%	76	61	137				
3850384A	60	27	87	1,030	8.45%	66	20	86				
3850530A	104	29	133	1,296	10.26%	69	63	132				
3850564B	51	17	68	660	10.30%	43	25	68				
3850568A	95	30	125	1,097	11.39%	87	36	123				
3850572A	89	19	108	1,109	9.74%	60	48	108				
3850671B	111	30	141	1,384	10.19%	81	57	138				

Canvass of Vote — Total Voters — Official  
 City of Long Beach — Primary Nominating Election — April 10, 2012  
 Page 7 of 9

04/13/2012 09:06 PM

Precincts Reporting 158 of 158 = 100.00%

Total Number of Voters: 18,779 of 151,163 = 12.42%

Long Beach Unified School District Governing Board Member, District 2

Precinct	VOTE-BY-MAIL Ballots Cast	ELECTION Ballots Cast	Total Ballots Cast	Registered Voters	Percent Turnout	FELTON WILLIAMS	RICARDO A. LINAREZ	Totals
3850701A	73	28	101	1,123	8.99%	66	34	100
3850702A	53	12	65	1,450	4.48%	35	27	62
3850002A	0	0	0	0	0.00%	0	0	0
3850010D	25	0	25	228	10.96%	12	12	24
3850091C	2	0	2	65	3.08%	1	1	2
3850121C	35	0	35	339	10.32%	23	12	35
<b>Totals:</b>	<b>2,291</b>	<b>957</b>	<b>3,248</b>	<b>39,094</b>		<b>1,958</b>	<b>1,245</b>	<b>3,203</b>

**Canvass of Vote — Total Voters — Official  
City of Long Beach — Primary Nominating Election — April 10, 2012**

04/13/2012 09:06 PM

Page 8 of 9

Precincts Reporting 158 of 158 = 100.00%

Total Number of Voters: 18,779 of 151,163 = 12.42%

**Long Beach Unified School District Governing Board Member, District 4**

Precinct	VOTE-BY-MAIL Ballots Cast	ELECTION Ballots Cast	Total Ballots Cast	Registered Voters	Percent Turnout	NAOMI RAINY	JON MEYER	Totals
3850045H	30	0	30	522	5.75%	11	19	30
3850126A	73	49	122	1,059	11.52%	48	61	109
3850135A	81	27	108	1,208	8.94%	36	65	101
3850149A	47	23	70	872	8.03%	18	46	64
3850163A	55	30	85	807	10.53%	30	46	76
3850183A	59	21	80	992	8.06%	17	58	75
3850187A	92	18	110	971	11.33%	19	85	104
3850211A	79	32	111	1,015	10.94%	38	60	98
3850213A	178	23	201	1,328	15.14%	50	138	188
3850215A	209	25	234	962	24.32%	35	189	224
3850222A	97	26	123	1,024	12.01%	36	82	118
3850223A	71	30	101	689	14.66%	13	84	97
3850227A	54	20	74	990	7.47%	15	48	63
3850229A	111	56	167	1,035	16.14%	61	83	144
3850248A	95	70	165	1,052	15.68%	53	90	143
3850251A	50	15	65	814	7.99%	16	47	63
3850254A	225	57	282	1,383	20.39%	55	214	269
3850256A	172	28	200	1,254	15.95%	39	154	193
3850257A	138	28	166	905	18.34%	44	120	164
3850259B	135	47	182	919	19.80%	32	146	178
3850262A	156	48	204	1,235	16.52%	21	175	196
3850270A	63	14	77	1,324	5.82%	23	51	74
3850271A	78	17	95	979	9.70%	28	61	89
3850272A	70	12	82	1,068	7.68%	18	60	78
3850275A	136	28	164	1,091	15.03%	31	124	155
3850276A	145	33	178	1,147	15.52%	36	132	168
3850280A	219	53	272	1,332	20.42%	38	221	259
3850285A	162	47	209	1,014	20.61%	27	165	192
3850287A	169	26	195	1,107	17.62%	38	148	186
3850290A	173	12	185	1,190	15.55%	34	144	178
3850293A	139	28	167	1,151	14.51%	28	134	162
3850294A	118	31	149	1,001	14.89%	24	118	142
3850305A	217	204	421	1,430	29.44%	113	241	354
3850308A	65	28	93	993	9.37%	22	65	87

**Canvass of Vote — Total Voters — Official  
City of Long Beach — Primary Nominating Election — April 10, 2012**

04/13/2012 09:06 PM  
Precincts Reporting 158 of 158 = 100.00%

Total Number of Voters: 18,779 of 151,163 = 12.42%

**Long Beach Unified School District Governing Board Member, District 4**

Precinct	VOTE-BY-MAIL Ballots Cast	ELECTION Ballots Cast	Total Ballots Cast	Registered Voters	Percent Turnout	NAOMI RAINNEY	JON MEYER	Totals
3850309A	66	11	77	867	8.88%	17	53	70
3850324A	101	24	125	1,035	12.08%	35	89	124
3850445A	178	26	204	1,253	16.28%	33	163	196
3850481A	77	24	101	656	15.40%	16	84	100
3850533A	61	18	79	997	7.92%	28	50	78
3850616A	65	30	95	1,218	7.80%	30	60	90
3850617A	88	52	140	1,330	10.53%	42	86	128
3850619B	40	29	69	795	8.68%	23	37	60
3850620A	63	26	89	1,386	6.42%	35	49	84
3850621A	46	24	70	1,133	6.18%	27	36	63
3850624A	87	49	136	1,005	13.53%	49	69	118
3850625A	92	23	115	924	12.45%	35	77	112
3850645A	1	1	2	737	0.27%	1	1	2
3850688A	122	26	148	1,031	14.35%	29	110	139
6450001A	33	2	35	661	5.30%	15	19	34
6450002A	61	7	68	1,175	5.79%	33	30	63
6450004A	67	10	77	1,157	6.66%	22	53	75
6450005A	132	23	155	1,439	10.77%	53	95	148
6450006A	61	9	70	975	7.18%	18	51	69
3850045A	3	0	3	18	16.67%	1	2	3
3850082B	1	0	1	28	3.57%	0	1	1
3850084B	0	0	0	10	0.00%	0	0	0
3850110B	0	0	0	14	0.00%	0	0	0
3850147A	23	0	23	117	19.66%	5	16	21
3850201C	0	0	0	0	0.00%	0	0	0
3850469A	59	0	59	285	20.70%	18	40	58
6210002A	20	0	20	172	11.63%	6	14	20
6450006B	4	0	4	23	17.39%	2	2	4
<b>Totals</b>	<b>5,512</b>	<b>1,620</b>	<b>7,132</b>	<b>56,304</b>		<b>1,720</b>	<b>4,961</b>	<b>6,681</b>


Exhibit C

City of Long Beach  
 April 10, 2012 PRIMARY NOMINATING ELECTION  
 FOURTH DISTRICT COUNCIL OFFICE MANUAL RECOUNT RESULTS  
 CONDUCTED: April 14, 2012

Total Ballots Cast	Contest/Option		Pct-Style																						
	Council Member, District 4																								
3640																									
1166	John Watkins	19	62	31	2	4	35	80	24	39	32	17	68	136	83	114	107	29	32	47	50	24	34	56	41
1218	Daryl Supernaw	10	130	18	0	18	72	97	10	34	25	18	44	152	109	158	70	32	17	25	45	19	20	49	46
1205	Patrick O'Donnell (W)	16	110	15	0	1	56	111	22	29	27	15	47	195	120	138	106	26	13	21	43	22	16	30	26
3	Over	0	0	1	0	0	0	0	0	0	0	1	0	0	0	0	0	0	1	0	0	0	0	0	0
48	Under	1	0	0	0	0	0	3	1	1	2	0	6	0	6	10	2	3	1	2	2	4	0	1	3
	Total	46	302	65	2	23	163	291	57	103	86	51	165	483	318	420	285	90	64	95	140	69	70	136	116

FINAL TOTALS		Total All Precincts
Council Member, District 4		
1166	John Watkins	
1218	Daryl Supernaw	
1205	Patrick O'Donnell (W)	
3	Over	
48	Under	





## CITY CLERK'S CERTIFICATE OF CANVASS

### APRIL 10, 2012 PRIMARY NOMINATING ELECTION

I, Larry Herrera, City Clerk of the City of Long Beach, County of Los Angeles, State of California, duly authorized by Ordinance No. C-7380, adopted by the Long Beach City Council on the 2nd day of January 1996, do hereby certify that I have canvassed the returns of the Primary Nominating Election held in the City of Long Beach on the 10th day of April 2012.

I, further certify that the number of votes cast in each precinct and the number of votes cast for qualified candidates for the elected offices of Council Districts 2, 4 and 8, Long Beach Community College District Governing Board Trustee Area 4, and Long Beach Unified School District Governing Board, Districts 2 and 4, are as set forth in the attached reports titled: [1] Cumulative Report – Official (Dated April 13, 2012); [2] Canvass of Vote – Official (Dated April 13, 2012); and [3] the April 14, 2012 Fourth District Council Office Manual Recount Results, conducted and posted pursuant to Elections Code Sections 15160 and 15633.

Larry Herrera

City Clerk

City of Long Beach

Dated: April 16, 2012

**Cumulative Report — Official  
City of Long Beach — Primary Nominating Election — April 10, 2012**

Precincts Reporting 158 of 158 = 100.00%

Total Number of Voters : 18,779 of 151,163 = 12.42%

Party	Candidate	VOTE-BY-MAIL	ELECTION	Total
	Long Beach Community College District Governing Board, Trustee Area 4, Vote For 1	3,709 66.79%	1,170 70.06%	4,879 67.55%
	DOUG OTTO	1,844 33.21%	500 29.94%	2,344 32.45%
	DAVINA M. KEISER	5,553 95.91%	1,670 93.61%	7,223 95.37%
	Cast Votes:	0 0.00%	0 0.00%	0 0.00%
	Over Votes:	237 4.09%	114 6.39%	351 4.63%
	Under Votes:			

Precincts			Voters		
Counted	Total	Percent	Ballots	Registered	Percent
62	62	100.00%	7,574	58,621	12.92%

**Long Beach Unified School District Governing Board Member, District2, Vote For 1**

FELTON WILLIAMS	1,378 61.00%	580 61.44%	1,958 61.13%
RICARDO A. LINAREZ	881 39.00%	364 38.56%	1,245 38.87%
Cast Votes:	2,259 98.60%	944 98.64%	3,203 98.61%
Over Votes:	13 0.57%	2 0.21%	15 0.46%
Under Votes:	19 0.83%	11 1.15%	30 0.92%

Precincts			Voters		
Counted	Total	Percent	Ballots	Registered	Percent
40	40	100.00%	3,248	39,094	8.31%

**Long Beach Unified School District Governing Board Member, District4, Vote For 1**

NAOMI RAINEY	1,302 25.12%	418 27.90%	1,720 25.74%
JON MEYER	3,881 74.88%	1,080 72.10%	4,961 74.26%
Cast Votes:	5,183 94.03%	1,498 92.47%	6,681 93.68%
Over Votes:	1 0.02%	0 0.00%	1 0.01%
Under Votes:	328 5.95%	122 7.53%	450 6.31%

Precincts			Voters		
Counted	Total	Percent	Ballots	Registered	Percent
62	62	100.00%	7,132	56,304	12.67%

**Canvass of Vote — Total Voters — Official  
City of Long Beach — Primary Nominating Election — April 10, 2012**

04/13/2012 09:06 PM

Page 4 of 9

Total Number of Voters: 18,779 of 151,163 = 12.42%

Precincts Reporting 158 of 158 = 100.00%

**Long Beach Community College District Governing Board, Trustee Area 4**

Precinct	VOTE-BY-MAIL ALL Ballots Cast	ELECTION Ballots Cast	Total Ballots Cast	Registered Voters	Percent Turnout	DOUG OTTO	DAVINA M. KEISER	Totals
3850082A	101	25	126	1,157	10.89%	76	46	122
3850084A	99	23	122	1,103	11.06%	76	46	122
3850126A	73	49	122	1,059	11.52%	71	39	110
3850135A	81	27	108	1,208	8.94%	64	37	101
3850153A	171	120	291	1,024	28.42%	158	88	246
3850159A	64	39	103	1,555	6.62%	53	36	89
3850163A	55	30	85	807	10.53%	40	36	76
3850183A	59	21	80	992	8.06%	58	22	80
3850187A	92	18	110	971	11.33%	73	34	107
3850211A	79	32	111	1,015	10.94%	64	38	102
3850213A	178	23	201	1,328	15.14%	137	60	197
3850215A	209	25	234	962	24.32%	179	44	223
3850222A	97	26	123	1,024	12.01%	83	39	122
3850223A	71	30	101	689	14.66%	63	34	97
3850229A	111	56	167	1,035	16.14%	104	49	153
3850248A	95	70	165	1,052	15.68%	84	61	145
3850251A	50	15	65	814	7.99%	39	24	63
3850254A	225	57	282	1,383	20.39%	204	70	274
3850256A	172	28	200	1,254	15.95%	136	57	193
3850257A	138	28	166	905	18.34%	116	48	164
3850259B	135	47	182	919	19.80%	133	45	178
3850262A	156	48	204	1,235	16.52%	168	30	198
3850270A	63	14	77	1,324	5.82%	45	30	75
3850271A	78	17	95	979	9.70%	55	37	92
3850272A	70	12	82	1,068	7.68%	60	19	79
3850275A	136	28	164	1,091	15.03%	120	42	162
3850276A	145	33	178	1,147	15.52%	129	44	173
3850280A	219	53	272	1,332	20.42%	221	46	267
3850285A	162	47	209	1,014	20.61%	171	37	208
3850287A	169	26	195	1,107	17.62%	129	58	187
3850290A	173	12	185	1,190	15.55%	131	50	181
3850293A	139	28	167	1,151	14.51%	120	44	164
3850294A	118	31	149	1,001	14.89%	97	46	143
3850305A	217	204	421	1,430	29.44%	238	126	364

**Canvass of Vote — Total Voters — Official**  
**City of Long Beach — Primary Nominating Election — April 10, 2012**  
 Page 5 of 9

04/13/2012 09:06 PM  
 Precincts Reporting 158 of 158 = 100.00%

Total Number of Voters: 18,779 of 151,163 = 12.42%

**Long Beach Community College District Governing Board, Trustee Area 4**

Precinct	VOTE-BY-MAIL		ELECTION	Total	Registered	Percent	Candidates		Totals
	AIL	Ballots					Ballots	Turnout	
	Ballots	Cast	Ballots	Ballots	Voters	Turnout			
3850308A	65	28	93	993	9.37%	48	45	93	
3850309A	66	11	77	867	8.88%	54	22	76	
3850324A	101	24	125	1,035	12.08%	76	48	124	
3850445A	178	26	204	1,253	16.28%	154	45	199	
3850481A	77	24	101	656	15.40%	76	24	100	
3850533A	61	18	79	997	7.92%	47	32	79	
3850616A	65	30	95	1,218	7.80%	46	46	92	
3850617A	88	52	140	1,330	10.53%	68	65	133	
3850619B	40	29	69	795	8.68%	33	27	60	
3850620A	63	26	89	1,386	6.42%	46	41	87	
3850621A	46	24	70	1,133	6.18%	34	32	66	
3850624A	87	49	136	1,005	13.53%	72	53	125	
3850625A	92	23	115	924	12.45%	66	45	111	
3850645A	1	1	2	737	0.27%	1	1	2	
3850688A	122	26	148	1,031	14.35%	102	40	142	
6450001A	33	2	35	661	5.30%	13	21	34	
6450002A	61	7	68	1,175	5.79%	29	37	66	
6450004A	67	10	77	1,157	6.66%	39	35	74	
6450005A	132	23	155	1,439	10.77%	86	64	150	
6450006A	61	9	70	975	7.18%	47	22	69	
3850045A	3	0	3	18	16.67%	1	2	3	
3850045C	0	0	0	0	0.00%	0	0	0	
3850082B	1	0	1	28	3.57%	0	1	1	
3850084B	0	0	0	10	0.00%	0	0	0	
3850110B	0	0	0	14	0.00%	0	0	0	
3850469A	59	0	59	285	20.70%	38	21	59	
6210002A	20	0	20	172	11.63%	8	12	20	
6450008C	1	0	1	2	50.00%	0	1	1	
<b>Totals:</b>	<b>5,790</b>	<b>1,784</b>	<b>7,574</b>	<b>58,621</b>		<b>4,879</b>	<b>2,344</b>	<b>7,223</b>	

**Canvass of Vote — Total Voters — Official**  
**City of Long Beach — Primary Nominating Election — April 10, 2012**  
 Page 6 of 9

04/13/2012 09:06 PM  
 Precincts Reporting 158 of 158 = 100.00%

Total Number of Voters: 18,779 of 151,163 = 12.42%

**Long Beach Unified School District Governing Board Member, District 2**

Precinct	VOTE-BY-MAIL Ballots Cast	ELECTION Ballots Cast	Total Ballots Cast	Registered Voters	Percent Turnout	FELTON WILLIAMS	RICARDO A. LINAREZ	Totals
3850021B	51	26	77	1,108	6.95%	47	30	77
3850025A	54	44	98	1,422	6.89%	58	39	97
3850030A	62	30	92	1,151	7.99%	53	37	90
3850036A	57	22	79	599	13.19%	42	37	79
3850071A	122	68	190	1,229	15.46%	112	75	187
3850092A	62	38	100	1,061	9.43%	74	25	99
3850097A	78	98	176	1,160	15.17%	122	53	175
3850099A	67	33	100	1,342	7.45%	63	37	100
3850103A	57	33	90	948	9.49%	53	36	89
3850110A	122	40	162	1,408	11.51%	83	72	155
3850117A	51	11	62	1,050	5.90%	35	27	62
3850120A	101	34	135	989	13.65%	84	48	132
3850123A	32	10	42	702	5.98%	19	23	42
3850124A	74	23	97	921	10.53%	61	34	95
3850128A	20	13	33	531	6.21%	14	19	33
3850134A	26	10	36	1,244	2.89%	18	18	36
3850137A	36	23	59	951	6.20%	22	33	55
3850138B	47	20	67	1,066	6.29%	58	8	66
3850145A	35	11	46	1,136	4.05%	34	11	45
3850146A	23	12	35	682	5.13%	25	10	35
3850154B	26	10	36	602	5.98%	27	5	32
3850156A	56	11	67	1,153	5.81%	52	15	67
3850164A	56	34	90	1,262	7.13%	58	32	90
3850166B	67	13	80	939	8.52%	41	39	80
3850170B	43	22	65	1,359	4.78%	28	36	64
3850190A	47	19	66	851	7.76%	38	28	66
3850296A	27	14	41	1,006	4.08%	18	22	40
3850333A	94	43	137	1,441	9.51%	76	61	137
3850384A	60	27	87	1,030	8.45%	66	20	86
3850530A	104	29	133	1,296	10.26%	69	63	132
3850564B	51	17	68	660	10.30%	43	25	68
3850568A	95	30	125	1,097	11.39%	87	36	123
3850572A	89	19	108	1,109	9.74%	60	48	108
3850671B	111	30	141	1,384	10.19%	81	57	138

**Canvass of Vote — Total Voters — Official  
 City of Long Beach — Primary Nominating Election — April 10, 2012  
 Page 7 of 9**

04/13/2012 09:06 PM

Precincts Reporting 158 of 158 = 100.00%

Total Number of Voters: 18,779 of 151,163 = 12.42%

**Long Beach Unified School District Governing Board Member, District 2**

Precinct	VOTE-BY-MAIL Ballots Cast	ELECTION Ballots Cast	Total Ballots Cast	Registered Voters	Percent Turnout	FELTON WILLIAMS	RICARDO A. LINAREZ	Totals
3850701A	73	28	101	1,123	8.99%	66	34	100
3850702A	53	12	65	1,450	4.48%	35	27	62
3850002A	0	0	0	0	0.00%	0	0	0
3850010D	25	0	25	228	10.96%	12	12	24
3850091C	2	0	2	65	3.08%	1	1	2
3850121C	35	0	35	339	10.32%	23	12	35
<b>Totals:</b>	<b>2,291</b>	<b>957</b>	<b>3,248</b>	<b>39,094</b>		<b>1,958</b>	<b>1,245</b>	<b>3,203</b>

**Canvass of Vote — Total Voters — Official**  
**City of Long Beach — Primary Nominating Election — April 10, 2012**  
 Page 8 of 9

04/13/2012 09:06 PM

Precincts Reporting 158 of 158 = 100.00%

Total Number of Voters: 18,779 of 151,163 = 12.42%

**Long Beach Unified School District Governing Board Member, District 4**

Precinct	VOTE-BY-MAIL		ELECTION	Total	Registered	Percent	Totals	
	ALL	Ballots					Ballots	NAOMI RAINY
	Ballots	Cast	Ballots	Ballots	Voters	Turnout	NAOMI RAINY	JON MEYER
3850045H	30	0	30	522	5.75%	11	19	30
3850126A	73	49	122	1,059	11.52%	48	61	109
3850135A	81	27	108	1,208	8.94%	36	65	101
3850149A	47	23	70	872	8.03%	18	46	64
3850163A	55	30	85	807	10.53%	30	46	76
3850183A	59	21	80	992	8.06%	17	58	75
3850187A	92	18	110	971	11.33%	19	85	104
3850211A	79	32	111	1,015	10.94%	38	60	98
3850213A	178	23	201	1,328	15.14%	50	138	188
3850215A	209	25	234	962	24.32%	35	189	224
3850222A	97	26	123	1,024	12.01%	36	82	118
3850223A	71	30	101	689	14.66%	13	84	97
3850227A	54	20	74	990	7.47%	15	48	63
3850229A	111	56	167	1,035	16.14%	61	83	144
3850248A	95	70	165	1,052	15.68%	53	90	143
3850251A	50	15	65	814	7.99%	16	47	63
3850254A	225	57	282	1,383	20.39%	55	214	269
3850256A	172	28	200	1,254	15.95%	39	154	193
3850257A	138	28	166	905	18.34%	44	120	164
3850259B	135	47	182	919	19.80%	32	146	178
3850262A	156	48	204	1,235	16.52%	21	175	196
3850270A	63	14	77	1,324	5.82%	23	51	74
3850271A	78	17	95	979	9.70%	28	61	89
3850272A	70	12	82	1,068	7.68%	18	60	78
3850275A	136	28	164	1,091	15.03%	31	124	155
3850276A	145	33	178	1,147	15.52%	36	132	168
3850280A	219	53	272	1,332	20.42%	38	221	259
3850285A	162	47	209	1,014	20.61%	27	165	192
3850287A	169	26	195	1,107	17.62%	38	148	186
3850290A	173	12	185	1,190	15.55%	34	144	178
3850293A	139	28	167	1,151	14.51%	28	134	162
3850294A	118	31	149	1,001	14.89%	24	118	142
3850305A	217	204	421	1,430	29.44%	113	241	354
3850308A	65	28	93	993	9.37%	22	65	87

**Canvass of Vote — Total Voters — Official**  
**City of Long Beach — Primary Nominating Election — April 10, 2012**  
 Page 9 of 9

04/13/2012 09:06 PM  
 Precincts Reporting 158 of 158 = 100.00%

Total Number of Voters: 18,779 of 151,163 = 12.42%

**Long Beach Unified School District Governing Board Member, District 4**

Precinct	VOTE-BY-MAIL ALL Ballots Cast	ELECTION Ballots Cast	Total Ballots Cast	Registered Voters	Percent Turnout	NAOMI RAINNEY	JON MEYER	Totals
3850309A	66	11	77	867	8.88%	17	53	70
3850324A	101	24	125	1,035	12.08%	35	89	124
3850445A	178	26	204	1,253	16.28%	33	163	196
3850481A	77	24	101	656	15.40%	16	84	100
3850533A	61	18	79	997	7.92%	28	50	78
3850616A	65	30	95	1,218	7.80%	30	60	90
3850617A	88	52	140	1,330	10.53%	42	86	128
3850619B	40	29	69	795	8.68%	23	37	60
3850620A	63	26	89	1,386	6.42%	35	49	84
3850621A	46	24	70	1,133	6.18%	27	36	63
3850624A	87	49	136	1,005	13.53%	49	69	118
3850625A	92	23	115	924	12.45%	35	77	112
3850645A	1	1	2	737	0.27%	1	1	2
3850688A	122	26	148	1,031	14.35%	29	110	139
6450001A	33	2	35	661	5.30%	15	19	34
6450002A	61	7	68	1,175	5.79%	33	30	63
6450004A	67	10	77	1,157	6.66%	22	53	75
6450005A	132	23	155	1,439	10.77%	53	95	148
6450006A	61	9	70	975	7.18%	18	51	69
3850045A	3	0	3	18	16.67%	1	2	3
3850082B	1	0	1	28	3.57%	0	1	1
3850084B	0	0	0	10	0.00%	0	0	0
3850110B	0	0	0	14	0.00%	0	0	0
3850147A	23	0	23	117	19.66%	5	16	21
3850201C	0	0	0	0	0.00%	0	0	0
3850469A	59	0	59	285	20.70%	18	40	58
6210002A	20	0	20	172	11.63%	6	14	20
6450006B	4	0	4	23	17.39%	2	2	4
<b>Totals:</b>	<b>5,512</b>	<b>1,620</b>	<b>7,132</b>	<b>56,304</b>		<b>1,720</b>	<b>4,961</b>	<b>6,681</b>





**City of Long Beach Memorandum**  
*Working Together to Serve*

## REQUEST TO ADD AGENDA ITEM

**Date:** April 13, 2012  
**To:** Larry Herrera, City Clerk  
**From:** Larry Herrera, City Clerk  
**Subject:** Request to Add Agenda Item to Council Agenda of April 17, 2012

---

Pursuant to Municipal Code Section 2.03.070 [B], the City Councilmembers signing below request that the attached agenda item (due in the City Clerk Department by Friday, 12:00 Noon) be placed on the City Council agenda under New Business via the supplemental agenda.

The agenda title/recommendation for this item reads as follows:

Recommendation to adopt resolution declaring results of the City of Long Beach Primary Nominating Election held April 10, 2012 for the purpose of nominating and/or electing candidates for three (3) offices on the City Council from District Numbers 2, 4 and 8.

Council District	Authorizing Councilmember	Signed by
1	Robert Garcia	[Signature]
7	[Signature]	Michael Clements for James Johnson
9	Steven Neal	[Signature]

Attachment: Staff Report dated April 17, 2012

CC: Office of the Mayor



**City of Long Beach Memorandum**  
*Working Together to Serve*

## REQUEST TO ADD AGENDA ITEM

**Date:** April 13, 2012  
**To:** Larry Herrera, City Clerk  
**From:** Larry Herrera, City Clerk  
**Subject:** Request to Add Agenda Item to Council Agenda of April 17, 2012

---

Pursuant to Municipal Code Section 2.03.070 [B], the City Councilmembers signing below request that the attached agenda item (due in the City Clerk Department by Friday, 12:00 Noon) be placed on the City Council agenda under New Business via the supplemental agenda.

The agenda title/recommendation for this item reads as follows:

Recommendation to adopt resolution declaring results of the City of Long Beach Primary Nominating Election held April 10, 2012 for the purpose of nominating and/or electing candidates for the Long Beach Community College District Governing Board Trustee Area 4 and the Long Beach Unified School District Governing Board Districts 2 and 4.

Council District	Authorizing Councilmember	Signed by
1	Robert Garcia	[Signature]
7	James Johnson	[Signature] for James Johnson
9	Steven Neal	[Signature]

Attachment: Staff Report dated April 17, 2012

CC: Office of the Mayor

OFFICE OF THE CITY ATTORNEY  
ROBERT E. SHANNON, City Attorney  
333 West Ocean Boulevard, 11th Floor  
Long Beach, CA 90802-4664

1 RESOLUTION NO.

2  
3 A RESOLUTION OF THE CITY COUNCIL OF THE  
4 CITY OF LONG BEACH DECLARING THE RESULTS OF  
5 THE CONSOLIDATED PRIMARY NOMINATING ELECTION  
6 HELD IN THE CITY OF LONG BEACH, CALIFORNIA, ON  
7 TUESDAY, APRIL 10, 2012 FOR THE PURPOSE OF  
8 NOMINATING AND/OR ELECTING CANDIDATES FOR  
9 THREE (3) OFFICES ON THE CITY COUNCIL FROM  
10 DISTRICT NUMBERS 2, 4 AND 8; AND DIRECTING THE  
11 CITY CLERK TO PLACE ON THE BALLOTS TO BE USED  
12 AT THE GENERAL MUNICIPAL ELECTION TO BE HELD  
13 ON THE 5<sup>TH</sup> DAY OF JUNE 2012, THE NAMES OF THE  
14 CANDIDATES DECLARED TO HAVE BEEN NOMINATED  
15 BY THE PRIMARY NOMINATING ELECTION; AND  
16 DIRECTING THE CITY CLERK TO ISSUE A CERTIFICATE  
17 OF ELECTION TO THE CANDIDATES DECLARED TO  
18 HAVE BEEN ELECTED AT THE PRIMARY NOMINATING  
19 ELECTION

20  
21 WHEREAS, the City Council of the City of Long Beach did, by Resolution  
22 No. RES-11-0126, duly call and provide for the holding of a Primary Nominating Election  
23 on Tuesday, April 10, 2012, for the purpose of nominating and/or electing candidates for  
24 the three (3) offices of the City Council namely, for the Second, Fourth, and Eighth  
25 Districts; and

26 WHEREAS, the election was held in the City of Long Beach on that day;  
27 and

28 WHEREAS, the City Clerk, pursuant to Long Beach Municipal Code Section

1 1.21.010, duly canvassed the returns of the election; and

2 WHEREAS, the Vote by Mail ballots issued in connection with the election  
3 which were returned as required by law have been included;

4 NOW, THEREFORE, the City Council of the City of Long Beach resolves as  
5 follows:

6 Section 1. That the Primary Nominating Election for the purpose of  
7 nominating and/or electing candidates as required by law for three (3) Members of the  
8 City Council, was duly held on Tuesday, April 10, 2012, and the votes cast, including the  
9 Vote by Mail ballots issued in connection with the election which were returned at the  
10 time and in the form and manner required by law were all duly and regularly canvassed.  
11 That the City Clerk has duly canvassed the returns of the election and filed the Certificate  
12 of Canvass with the City Council and from that certification the City Council finds that the  
13 total number of votes cast in each district, the total number of votes cast in each of the  
14 respective election precincts established for the election, the number of votes cast for  
15 each candidate in each precinct and the total number of votes for each candidate as  
16 attached hereto and made a part of this resolution as shown as follows:

17 [1] Exhibit A -- Cumulative Report -- Official (Dated April 13, 2012); [2]  
18 Exhibit B -- Canvass of Vote -- Official (Dated April 13, 2012); and [3] Exhibit C -- April 14,  
19 2012 Fourth District Council Office Manual Recount Results conducted and posted  
20 pursuant to Elections Code Sections 15160 and 15633.

21 Section 2. That the candidates nominated as required by law for the  
22 office of Member of the City Council from the Second District, and the names of the  
23 persons voted for at the election, were:

24 Mike Kamer  
25 Dr. Suja Lowenthal  
Janet Ballantyne

26 Section 3. That the candidates nominated as required by law for the  
27 office of Member of the City Council from the Fourth District, and the names of the  
28 persons voted for at the election, were:

1 John Watkins  
2 Daryl Supernaw  
3 Patrick O'Donnell (W)

4 Section 4. That the candidates nominated as required by law for the  
5 office of Member of the City Council from the Eighth District, and the names of the  
6 persons voted for at the election, were:

7 Al Austin  
8 Lillian Y. Kawasaki  
9 Gustavo Cortes Rivera

10 Section 5. That Dr. Suja Lowenthal received a majority of the votes cast  
11 for all candidates for the office of Member of the City Council from the Second District,  
12 and in accordance with the provision of law governing the nomination and/or election of  
13 candidates for this office, Dr. Suja Lowenthal is declared elected to the office of Member  
14 of the City Council from the Second District for the full term of four (4) years commencing  
15 with the third Tuesday of July, 2012. The City Clerk is directed to issue to Dr. Suja  
16 Lowenthal a Certificate of Election certifying to the election to this office for such term.

17 Section 6. That the following are declared nominated for the office of  
18 Member of the City Council from the Fourth District:

19 Daryl Supernaw  
20 Patrick O'Donnell

21 They are nominated for the office of Member of the City Council from the  
22 Fourth District for the full term of four (4) years commencing on the third Tuesday of July,  
23 2012, and the City Clerk is directed to place their respective names on the ballots to be  
24 used at the General Municipal Election to be held on the 5<sup>th</sup> day of June, 2012.

25 Section 7. That Al Austin received a majority of the votes cast for all  
26 candidates for the office of Member of the City Council from the Eighth District, and in  
27 accordance with the provision of law governing the nomination and/or election of  
28 candidates for this office, Al Austin is declared elected to the office of Member of the City  
Council from the Eighth District for the full term of four (4) years commencing with the  
third Tuesday of July, 2012. The City Clerk is directed to issue to Al Austin a Certificate

OFFICE OF THE CITY ATTORNEY  
ROBERT E. SHANNON, City Attorney  
333 West Ocean Boulevard, 11th Floor  
Long Beach, CA 90802-4664

1 of Election certifying to the election to this office for such term.

2 Section 8. This resolution shall take effect immediately upon its adoption  
3 by the City Council, and the City Clerk shall certify the vote adopting this resolution.

4 I hereby certify that the foregoing resolution was adopted by the City  
5 Council of the City of Long Beach at its meeting of \_\_\_\_\_, 2012 by the  
6 following vote:

7

8 Ayes: Councilmembers: \_\_\_\_\_

9 \_\_\_\_\_

10 \_\_\_\_\_

11 \_\_\_\_\_

12 Noes: Councilmembers: \_\_\_\_\_

13 \_\_\_\_\_

14 Absent: Councilmembers: \_\_\_\_\_

15 \_\_\_\_\_

16 \_\_\_\_\_

17 \_\_\_\_\_

18 \_\_\_\_\_  
City Clerk

19

20

21

22

23


24

25

26

27

28



CITY CLERK'S CERTIFICATE OF CANVASS

APRIL 10, 2012 PRIMARY NOMINATING ELECTION

I, Larry Herrera, City Clerk of the City of Long Beach, County of Los Angeles, State of California, duly authorized by Ordinance No. C-7380, adopted by the Long Beach City Council on the 2nd day of January 1996, do hereby certify that I have canvassed the returns of the Primary Nominating Election held in the City of Long Beach on the 10th day of April 2012.

I, further certify that the number of votes cast in each precinct and the number of votes cast for qualified candidates for the elected offices of Council Districts 2, 4 and 8, Long Beach Community College District Governing Board Trustee Area 4, and Long Beach Unified School District Governing Board, Districts 2 and 4, are as set forth in the attached reports titled: [1] Cumulative Report – Official (Dated April 13, 2012); [2] Canvass of Vote – Official (Dated April 13, 2012); and [3] the April 14, 2012 Fourth District Council Office Manual Recount Results, conducted and posted pursuant to Elections Code Sections 15160 and 15633.

Larry Herrera

City Clerk

City of Long Beach

Dated: April 16, 2012

Cumulative Report — Official  
City of Long Beach — Primary Nominating Election — April 10, 2012

Total Number of Voters : 18,779 of 151,163 = 12.42%

Precincts Reporting 158 of 158 = 100.00%

Party	Candidate	VOTE-BY-MAIL		ELECTION		Total
		Counted	Percent	Ballots	Registered	
Council Member, District 2, Vote For 1	MIKE KAMER	141	7.95%	62	8.86%	203
	DR. SUJJA LOWENTHAL	1,101	62.06%	429	61.29%	1,530
	JANET BALLANTYNE	532	29.99%	209	29.86%	741
		1,774	98.78%	700	98.73%	2,474
	Cast Votes:	3	0.17%	2	0.28%	5
	Over Votes:	19	1.06%	7	0.99%	26
	Under Votes:					

Precincts			Voters		
Counted	Total	Percent	Ballots	Registered	Percent
23	23	100.00%	2,505	23,339	10.73%

Council Member, District 4, Vote For 1

JOHN WATKINS	744	34.73%	424	29.73%	1,168	32.74%
DARYL SUPERNAW	750	35.01%	467	32.75%	1,217	34.11%
PATRICK O DONNELL (W)	648	30.25%	535	37.52%	1,183	33.16%
	2,142	98.57%	1,426	97.21%	3,568	98.02%
	Over Votes:	0	0.00%	1	0.07%	1
	Under Votes:	31	1.43%	40	2.73%	71

Precincts			Voters		
Counted	Total	Percent	Ballots	Registered	Percent
24	24	100.00%	3,640	22,934	15.87%

Council Member, District 8, Vote For 1

AL AUSTIN	1,087	48.38%	1,096	65.20%	2,183	55.58%
LILLIAN Y. KAWASAKI	1,108	49.31%	561	33.37%	1,669	42.49%
GUSTAVO CORTES RIVERA	52	2.31%	24	1.43%	76	1.93%
	2,247	98.94%	1,681	98.48%	3,928	98.74%
	Over Votes:	13	0.57%	21	1.23%	34
	Under Votes:	11	0.48%	5	0.29%	16

Precincts			Voters		
Counted	Total	Percent	Ballots	Registered	Percent
24	24	100.00%	3,978	23,285	17.08%



**Cumulative Report — Official  
City of Long Beach — Primary Nominating Election — April 10, 2012**

04/13/2012 09:06 PM  
Precincts Reporting 158 of 158 = 100.00%

Page 2 of 2

Total Number of Voters : 18,779 of 151,163 = 12.42%

Party	Candidate	VOTE-BY-MAIL		ELECTION		Total
		Total	Percent	Total	Percent	
	Long Beach Community College District Governing Board, Trustee Area 4, Vote For 1	3,709	66.79%	1,170	70.06%	4,879
	DOUG OTTO	1,844	33.21%	500	29.94%	2,344
	DAVINA M. KEISER	5,553	95.91%	1,670	93.61%	7,223
	Cast Votes:	0	0.00%	0	0.00%	0
	Over Votes:	237	4.09%	114	6.39%	351
	Under Votes:					

Precincts			Voters		
Counted	Total	Percent	Ballots	Registered	Percent
62	62	100.00%	7,574	58,621	12.92%

**Long Beach Unified School District Governing Board Member, District2, Vote For 1**

FELTON WILLIAMS	1,378	61.00%	580	61.44%	1,958	61.13%
RICARDO A. LINAREZ	881	39.00%	364	38.56%	1,245	38.87%
Cast Votes:	2,259	98.60%	944	98.64%	3,203	98.61%
Over Votes:	13	0.57%	2	0.21%	15	0.46%
Under Votes:	19	0.83%	11	1.15%	30	0.92%

Precincts			Voters		
Counted	Total	Percent	Ballots	Registered	Percent
40	40	100.00%	3,248	39,094	8.31%

**Long Beach Unified School District Governing Board Member, District4, Vote For 1**

NAOMI RAINEY	1,302	25.12%	418	27.90%	1,720	25.74%
JON MEYER	3,881	74.88%	1,080	72.10%	4,961	74.26%
Cast Votes:	5,183	94.03%	1,498	92.47%	6,681	93.68%
Over Votes:	1	0.02%	0	0.00%	1	0.01%
Under Votes:	328	5.95%	122	7.53%	450	6.31%

Precincts			Voters		
Counted	Total	Percent	Ballots	Registered	Percent
62	62	100.00%	7,132	56,304	12.67%

Canvass of Vote — Total Voters — Official  
 City of Long Beach — Primary Nominating Election — April 10, 2012

Total Number of Voters: 18,779 of 151,163 = 12.42%

Precincts Reporting 158 of 158 = 100.00%

Council Member, District 2

Precinct	VOTE-BY-MAIL ALL Ballots Cast	ELECTION Ballots Cast	Total Ballots Cast	Registered Voters	Percent Turnout	MIKE KAMER	DR. SUJA LOWENTHAL	JANET BALLANTYNE	Totals
3850012A	67	27	94	577	16.29%	5	44	43	92
3850040B	26	13	39	1,011	3.86%	7	22	10	39
3850049A	67	39	106	1,453	7.30%	10	81	15	106
3850072A	121	78	199	1,482	13.43%	12	95	91	198
3850126A	73	49	122	1,059	11.52%	12	79	27	118
3850135A	81	27	108	1,208	8.94%	13	72	23	108
3850149A	47	23	70	872	8.03%	6	49	14	69
3850157A	81	36	117	1,376	8.50%	10	85	22	117
3850178A	76	18	94	989	9.50%	12	60	17	89
3850179A	111	26	137	945	14.50%	7	74	55	136
3850199A	114	48	162	1,017	15.93%	8	74	77	159
3850201A	185	44	229	1,148	19.95%	10	134	83	227
3850211A	79	32	111	1,015	10.94%	6	78	26	110
3850227A	54	20	74	990	7.47%	7	49	16	72
3850229A	111	56	167	1,035	16.14%	11	106	49	166
3850238A	45	28	73	1,029	7.09%	8	44	18	70
3850342B	91	30	121	928	13.04%	11	73	35	119
3850361A	134	46	180	1,504	11.97%	17	109	53	179
3850362A	64	14	78	801	9.74%	10	46	21	77
3850379A	37	20	57	1,071	5.32%	5	42	10	57
3850545A	68	13	81	709	11.42%	5	55	21	81
3850593A	64	22	86	1,120	7.68%	11	59	15	85
3850201C	0	0	0	0	0.00%	0	0	0	0
<b>Totals:</b>	<b>1,796</b>	<b>709</b>	<b>2,505</b>	<b>23,339</b>		<b>203</b>	<b>1,530</b>	<b>741</b>	<b>2,474</b>

**Canvass of Vote — Total Voters — Official  
City of Long Beach — Primary Nominating Election — April 10, 2012**

04/13/2012 09:06 PM

Page 2 of 9

Total Number of Voters: 18,779 of 151,163 = 12.42%

Precincts Reporting 158 of 158 = 100.00%

**Council Member, District 4**

Precinct	VOTE-BY-M AIL Ballots Cast	ELECTION Ballots Cast	Total Ballots Cast	Registered Voters	Percent Turnout	JOHN WATKINS	DARYL SUPERNAW	PATRICK O DONNELL	Totals
3850047B	32	14	46	856	5.37%	19	10	16	45
3850052A	177	126	303	1,033	29.33%	62	130	110	302
3850091A	41	24	65	882	7.37%	31	18	15	64
3850147B	88	75	163	734	22.21%	35	72	53	160
3850153A	171	120	291	1,024	28.42%	80	97	110	287
3850158A	42	15	57	1,003	5.68%	24	10	22	56
3850159A	64	39	103	1,555	6.62%	39	34	28	101
3850163A	55	30	85	807	10.53%	32	25	26	83
3850236B	31	21	52	758	6.86%	18	18	15	51
3850248A	95	70	165	1,052	15.68%	68	44	47	159
3850302B	272	210	482	1,163	41.44%	136	152	191	479
3850304A	182	136	318	1,163	27.34%	83	109	119	311
3850305A	217	204	421	1,430	29.44%	114	158	135	407
3850319A	156	129	285	1,156	24.65%	107	70	106	283
3850610A	56	33	89	833	10.68%	28	32	22	82
3850611B	51	14	65	898	7.24%	34	17	12	63
3850616A	65	30	95	1,218	7.80%	47	25	22	94
3850617A	88	52	140	1,330	10.53%	50	45	40	135
3850619B	40	29	69	795	8.68%	24	19	22	65
3850621A	46	24	70	1,133	6.18%	34	20	16	70
3850624A	87	49	136	1,005	13.53%	56	49	29	134
3850625A	92	23	115	924	12.45%	41	45	26	112
3850091C	2	0	2	65	3.08%	2	0	0	2
3850147A	23	0	23	117	19.66%	4	18	1	23
<b>Totals:</b>	<b>2,173</b>	<b>1,467</b>	<b>3,640</b>	<b>22,934</b>		<b>1,168</b>	<b>1,217</b>	<b>1,183</b>	<b>3,568</b>

**Canvass of Vote — Total Voters — Official  
City of Long Beach — Primary Nominating Election — April 10, 2012**

04/13/2012 09:06 PM

Page 3 of 9

Total Number of Voters: 18,779 of 151,163 = 12.42%

Precincts Reporting 158 of 158 = 100.00%

**Council Member, District 8**

Precinct	VOTE-BY-MAIL ALL Ballots Cast	ELECTION Ballots Cast	Total Ballots Cast	Registered Voters	Percent Turnout	AL AUSTIN	LILLIAN Y. KAWASAKI	GUSTAVO CORTES RIVERA	Totals
3850037A	41	40	81	926	8.75%	59	19	2	80
3850039B	22	21	43	554	7.76%	24	16	3	43
3850042A	188	70	258	1,459	17.68%	151	100	5	256
3850055B	158	98	256	1,045	24.50%	158	91	4	253
3850057C	61	69	130	669	19.43%	59	61	5	125
3850058D	45	61	106	781	13.57%	71	31	3	105
3850059A	137	56	193	1,492	12.94%	127	55	10	192
3850060A	46	54	100	1,128	8.87%	64	25	8	97
3850070D	84	69	153	565	27.08%	70	82	0	152
3850075A	238	212	450	1,870	24.06%	192	250	7	449
3850080A	76	68	144	491	29.33%	46	92	3	141
3850102A	58	75	133	988	13.46%	100	29	2	131
3850415A	69	132	201	1,063	18.91%	165	24	2	191
3850549A	240	127	367	1,555	23.60%	201	160	4	365
3850551A	51	67	118	1,029	11.47%	82	33	1	116
3850552A	53	46	99	885	11.19%	82	15	0	97
3850553A	46	57	103	1,106	9.31%	69	32	2	103
3850554A	81	52	133	1,046	12.72%	84	40	8	132
3850562A	361	222	583	1,594	36.57%	176	402	2	580
3850660A	82	79	161	1,345	11.97%	94	61	2	157
3850686A	90	32	122	1,504	8.11%	93	25	2	120
3850002A	0	0	0	0	0.00%	0	0	0	0
3850002D	1	0	1	3	33.33%	1	0	0	1
3850603A	43	0	43	187	22.99%	15	26	1	42
<b>Totals:</b>	<b>2,271</b>	<b>1,707</b>	<b>3,978</b>	<b>23,285</b>		<b>2,183</b>	<b>1,669</b>	<b>76</b>	<b>3,928</b>

**Canvass of Vote — Total Voters — Official  
City of Long Beach — Primary Nominating Election — April 10, 2012**

04/13/2012 09:06 PM

Page 4 of 9

Total Number of Voters: 18,779 of 151,163 = 12.42%

Precincts Reporting 158 of 158 = 100.00%

**Long Beach Community College District Governing Board, Trustee Area 4**

Precinct	VOTE-BY-MAIL Ballots Cast	ELECTION Ballots Cast	Total Ballots Cast	Registered Voters	Percent Turnout	DOUG OTTO	DAVINA M. KEISER	Totals
3850082A	101	25	126	1,157	10.89%	76	46	122
3850084A	99	23	122	1,103	11.06%	76	46	122
3850126A	73	49	122	1,059	11.52%	71	39	110
3850135A	81	27	108	1,208	8.94%	64	37	101
3850153A	171	120	291	1,024	28.42%	158	88	246
3850159A	64	39	103	1,555	6.62%	53	36	89
3850163A	55	30	85	807	10.53%	40	36	76
3850183A	59	21	80	992	8.06%	58	22	80
3850187A	92	18	110	971	11.33%	73	34	107
3850211A	79	32	111	1,015	10.94%	64	38	102
3850213A	178	23	201	1,328	15.14%	137	60	197
3850215A	209	25	234	962	24.32%	179	44	223
3850222A	97	26	123	1,024	12.01%	83	39	122
3850223A	71	30	101	689	14.66%	63	34	97
3850229A	111	56	167	1,035	16.14%	104	49	153
3850248A	95	70	165	1,052	15.68%	84	61	145
3850251A	50	15	65	814	7.99%	39	24	63
3850254A	225	57	282	1,383	20.39%	204	70	274
3850256A	172	28	200	1,254	15.95%	136	57	193
3850257A	138	28	166	905	18.34%	116	48	164
3850259B	135	47	182	919	19.80%	133	45	178
3850262A	156	48	204	1,235	16.52%	168	30	198
3850270A	63	14	77	1,324	5.82%	45	30	75
3850271A	78	17	95	979	9.70%	55	37	92
3850272A	70	12	82	1,068	7.68%	60	19	79
3850275A	136	28	164	1,091	15.03%	120	42	162
3850276A	145	33	178	1,147	15.52%	129	44	173
3850280A	219	53	272	1,332	20.42%	221	46	267
3850285A	162	47	209	1,014	20.61%	171	37	208
3850287A	169	26	195	1,107	17.62%	129	58	187
3850290A	173	12	185	1,190	15.55%	131	50	181
3850293A	139	28	167	1,151	14.51%	120	44	164
3850294A	118	31	149	1,001	14.89%	97	46	143
3850305A	217	204	421	1,430	29.44%	238	126	364

**Canvass of Vote — Total Voters — Official  
City of Long Beach — Primary Nominating Election — April 10, 2012**

04/13/2012 09:06 PM

Page 5 of 9

Precincts Reporting 158 of 158 = 100.00%

Total Number of Voters: 18,779 of 151,163 = 12.42%

**Long Beach Community College District Governing Board, Trustee Area 4**

Precinct	VOTE-BY-MAIL Ballots Cast	ELECTION Ballots Cast	Total Ballots Cast	Registered Voters	Percent Turnout	DOUG OTTO	DAVINA M. KEISER	Totals
3850308A	65	28	93	993	9.37%	48	45	93
3850309A	66	11	77	867	8.88%	54	22	76
3850324A	101	24	125	1,035	12.08%	76	48	124
3850445A	178	26	204	1,253	16.28%	154	45	199
3850481A	77	24	101	656	15.40%	76	24	100
3850533A	61	18	79	997	7.92%	47	32	79
3850616A	65	30	95	1,218	7.80%	46	46	92
3850617A	88	52	140	1,330	10.53%	68	65	133
3850619B	40	29	69	795	8.68%	33	27	60
3850620A	63	26	89	1,386	6.42%	46	41	87
3850621A	46	24	70	1,133	6.18%	34	32	66
3850624A	87	49	136	1,005	13.53%	72	53	125
3850625A	92	23	115	924	12.45%	66	45	111
3850645A	1	1	2	737	0.27%	1	1	2
3850688A	122	26	148	1,031	14.35%	102	40	142
6450001A	33	2	35	661	5.30%	13	21	34
6450002A	61	7	68	1,175	5.79%	29	37	66
6450004A	67	10	77	1,157	6.66%	39	35	74
6450005A	132	23	155	1,439	10.77%	86	64	150
6450006A	61	9	70	975	7.18%	47	22	69
3850045A	3	0	3	18	16.67%	1	2	3
3850045C	0	0	0	0	0.00%	0	0	0
3850082B	1	0	1	28	3.57%	0	1	1
3850084B	0	0	0	10	0.00%	0	0	0
3850110B	0	0	0	14	0.00%	0	0	0
3850469A	59	0	59	285	20.70%	38	21	59
6210002A	20	0	20	172	11.63%	8	12	20
6450008C	1	0	1	2	50.00%	0	1	1
<b>Totals:</b>	<b>5,790</b>	<b>1,784</b>	<b>7,574</b>	<b>58,621</b>		<b>4,879</b>	<b>2,344</b>	<b>7,223</b>

**Canvass of Vote — Total Voters — Official  
City of Long Beach — Primary Nominating Election — April 10, 2012**

04/13/2012 09:06 PM

Page 6 of 9

Total Number of Voters: 18,779 of 151,163 = 12.42%

Precincts Reporting 158 of 158 = 100.00%

**Long Beach Unified School District Governing Board Member, District 2**

Precinct	VOTE-BY-MAIL Ballots Cast	ELECTION Ballots Cast	Total Ballots Cast	Registered Voters	Percent Turnout	FELTON WILLIAMS	RICARDO A. LINAREZ	Totals
3850021B	51	26	77	1,108	6.95%	47	30	77
3850025A	54	44	98	1,422	6.89%	58	39	97
3850030A	62	30	92	1,151	7.99%	53	37	90
3850036A	57	22	79	599	13.19%	42	37	79
3850071A	122	68	190	1,229	15.46%	112	75	187
3850092A	62	38	100	1,061	9.43%	74	25	99
3850097A	78	98	176	1,160	15.17%	122	53	175
3850099A	67	33	100	1,342	7.45%	63	37	100
3850103A	57	33	90	948	9.49%	53	36	89
3850110A	122	40	162	1,408	11.51%	83	72	155
3850117A	51	11	62	1,050	5.90%	35	27	62
3850120A	101	34	135	989	13.65%	84	48	132
3850123A	32	10	42	702	5.98%	19	23	42
3850124A	74	23	97	921	10.53%	61	34	95
3850128A	20	13	33	531	6.21%	14	19	33
3850134A	26	10	36	1,244	2.89%	18	18	36
3850137A	36	23	59	951	6.20%	22	33	55
3850138B	47	20	67	1,066	6.29%	58	8	66
3850145A	35	11	46	1,136	4.05%	34	11	45
3850146A	23	12	35	682	5.13%	25	10	35
3850154B	26	10	36	602	5.98%	27	5	32
3850156A	56	11	67	1,153	5.81%	52	15	67
3850164A	56	34	90	1,262	7.13%	58	32	90
3850166B	67	13	80	939	8.52%	41	39	80
3850170B	43	22	65	1,359	4.78%	28	36	64
3850190A	47	19	66	851	7.76%	38	28	66
3850296A	27	14	41	1,006	4.08%	18	22	40
3850333A	94	43	137	1,441	9.51%	76	61	137
3850384A	60	27	87	1,030	8.45%	66	20	86
3850530A	104	29	133	1,296	10.26%	69	63	132
3850564B	51	17	68	660	10.30%	43	25	68
3850568A	95	30	125	1,097	11.39%	87	36	123
3850572A	89	19	108	1,109	9.74%	60	48	108
3850671B	111	30	141	1,384	10.19%	81	57	138

**Canvass of Vote — Total Voters — Official  
City of Long Beach — Primary Nominating Election — April 10, 2012**

04/13/2012 09:06 PM

Page 7 of 9

Total Number of Voters: 18,779 of 151,163 = 12.42%

Precincts Reporting 158 of 158 = 100.00%

**Long Beach Unified School District Governing Board Member, District 2**

Precinct	VOTE-BY-MAIL ALL Ballots Cast	ELECTION Ballots Cast	Total Ballots Cast	Registered Voters	Percent Turnout	FELTON WILLIAMS	RICARDO A. LINAREZ	Totals
3850701A	73	28	101	1,123	8.99%	66	34	100
3850702A	53	12	65	1,450	4.48%	35	27	62
3850002A	0	0	0	0	0.00%	0	0	0
3850010D	25	0	25	228	10.96%	12	12	24
3850091C	2	0	2	65	3.08%	1	1	2
3850121C	35	0	35	339	10.32%	23	12	35
<b>Totals:</b>	<b>2,291</b>	<b>957</b>	<b>3,248</b>	<b>39,094</b>		<b>1,958</b>	<b>1,245</b>	<b>3,203</b>



Canvass of Vote — Total Voters — Official  
 City of Long Beach — Primary Nominating Election — April 10, 2012

04/13/2012 09:06 PM

Page 8 of 9

Total Number of Voters: 18,779 of 151,163 = 12.42%

Precincts Reporting 158 of 158 = 100.00%

Long Beach Unified School District Governing Board Member, District 4

Precinct	VOTE-BY-MAIL Ballots Cast	ELECTION Ballots Cast	Total Ballots Cast	Registered Voters	Percent Turnout	NAOMI RAINNEY	JON MEYER	Totals
3850045H	30	0	30	522	5.75%	11	19	30
3850126A	73	49	122	1,059	11.52%	48	61	109
3850135A	81	27	108	1,208	8.94%	36	65	101
3850149A	47	23	70	872	8.03%	18	46	64
3850163A	55	30	85	807	10.53%	30	46	76
3850183A	59	21	80	992	8.06%	17	58	75
3850187A	92	18	110	971	11.33%	19	85	104
3850211A	79	32	111	1,015	10.94%	38	60	98
3850213A	178	23	201	1,328	15.14%	50	138	188
3850215A	209	25	234	962	24.32%	35	189	224
3850222A	97	26	123	1,024	12.01%	36	82	118
3850223A	71	30	101	689	14.66%	13	84	97
3850227A	54	20	74	990	7.47%	15	48	63
3850229A	111	56	167	1,035	16.14%	61	83	144
3850248A	95	70	165	1,052	15.68%	53	90	143
3850251A	50	15	65	814	7.99%	16	47	63
3850254A	225	57	282	1,383	20.39%	55	214	269
3850256A	172	28	200	1,254	15.95%	39	154	193
3850257A	138	28	166	905	18.34%	44	120	164
3850259B	135	47	182	919	19.80%	32	146	178
3850262A	156	48	204	1,235	16.52%	21	175	196
3850270A	63	14	77	1,324	5.82%	23	51	74
3850271A	78	17	95	979	9.70%	28	61	89
3850272A	70	12	82	1,068	7.68%	18	60	78
3850275A	136	28	164	1,091	15.03%	31	124	155
3850276A	145	33	178	1,147	15.52%	36	132	168
3850280A	219	53	272	1,332	20.42%	38	221	259
3850285A	162	47	209	1,014	20.61%	27	165	192
3850287A	169	26	195	1,107	17.62%	38	148	186
3850290A	173	12	185	1,190	15.55%	34	144	178
3850293A	139	28	167	1,151	14.51%	28	134	162
3850294A	118	31	149	1,001	14.89%	24	118	142
3850305A	217	204	421	1,430	29.44%	113	241	354
3850308A	65	28	93	993	9.37%	22	65	87

**Canvass of Vote — Total Voters — Official  
City of Long Beach — Primary Nominating Election — April 10, 2012**

04/13/2012 09:06 PM

Page 9 of 9

Total Number of Voters: 18,779 of 151,163 = 12.42%

Precincts Reporting 158 of 158 = 100.00%

**Long Beach Unified School District Governing Board Member, District 4**

Precinct	VOTE-BY-MAIL Ballots Cast	ELECTION Ballots Cast	Total Ballots Cast	Registered Voters	Percent Turnout	NAOMI RAINNEY	JON MEYER	Totals
3850309A	66	11	77	867	8.88%	17	53	70
3850324A	101	24	125	1,035	12.08%	35	89	124
3850445A	178	26	204	1,253	16.28%	33	163	196
3850481A	77	24	101	656	15.40%	16	84	100
3850533A	61	18	79	997	7.92%	28	50	78
3850616A	65	30	95	1,218	7.80%	30	60	90
3850617A	88	52	140	1,330	10.53%	42	86	128
3850619B	40	29	69	795	8.68%	23	37	60
3850620A	63	26	89	1,386	6.42%	35	49	84
3850621A	46	24	70	1,133	6.18%	27	36	63
3850624A	87	49	136	1,005	13.53%	49	69	118
3850625A	92	23	115	924	12.45%	35	77	112
3850645A	1	1	2	737	0.27%	1	1	2
3850688A	122	26	148	1,031	14.35%	29	110	139
6450001A	33	2	35	661	5.30%	15	19	34
6450002A	61	7	68	1,175	5.79%	33	30	63
6450004A	67	10	77	1,157	6.66%	22	53	75
6450005A	132	23	155	1,439	10.77%	53	95	148
6450006A	61	9	70	975	7.18%	18	51	69
3850045A	3	0	3	18	16.67%	1	2	3
3850082B	1	0	1	28	3.57%	0	1	1
3850084B	0	0	0	10	0.00%	0	0	0
3850110B	0	0	0	14	0.00%	0	0	0
3850147A	23	0	23	117	19.66%	5	16	21
3850201C	0	0	0	0	0.00%	0	0	0
3850469A	59	0	59	285	20.70%	18	40	58
6210002A	20	0	20	172	11.63%	6	14	20
6450006B	4	0	4	23	17.39%	2	2	4
<b>Totals:</b>	<b>5,512</b>	<b>1,620</b>	<b>7,132</b>	<b>56,304</b>		<b>1,720</b>	<b>4,961</b>	<b>6,681</b>

Exhibit C

City of Long Beach  
 April 10, 2012 PRIMARY NOMINATING ELECTION  
 FOURTH DISTRICT COUNCIL OFFICE MANUAL RECOUNT RESULTS  
 CONDUCTED: April 14, 2012

Total Ballots Cast	Contest/Option		Pct-Style		Council Member, District 4																									
	3640	John Watkins	Daryl Supernaw	Patrick O'Donnell (W)	3850047B	3850052A	3850091A	3850091C	3850147A	3850147B	3850153A	3850158A	3850159A	3850163A	3850236B	3850248A	3850302B	3850304A	3850305A	3850319A	3850610A	3850611B	3850616A	3850617A	3850619B	3850621A	3850624A	3850625A		
1166	19	62	31	2	4	35	80	24	39	32	17	68	136	83	114	107	29	32	47	50	24	34	56	41						
1218	10	130	18	0	18	72	97	10	34	25	18	44	152	109	158	70	32	17	25	45	19	20	49	46						
1205	16	110	15	0	1	56	111	22	29	27	15	47	195	120	138	106	26	13	21	43	22	16	30	26						
3	0	0	1	0	0	0	0	0	0	0	1	0	0	0	0	0	0	0	0	0	0	0	0	0	0					
48	1	0	0	0	0	0	3	1	1	2	0	6	0	6	10	2	3	1	2	2	4	0	0	0	0	1	3			
	46	302	65	2	23	163	291	57	103	86	51	165	483	318	420	285	90	64	95	140	69	70	136	116						

FINAL TOTALS		Total All Precincts	
Council Member, District 4		Council Member, District 4	
1166	John Watkins	1166	John Watkins
1218	Daryl Supernaw	1218	Daryl Supernaw
1205	Patrick O'Donnell (W)	1205	Patrick O'Donnell (W)
3	Over	3	Over
48	Under	48	Under