



CITY OF LONG BEACH

LONG BEACH AIRPORT

R-38

4100 Donald Douglas Drive • Long Beach, CA 90808 • (562) 570-2600 • FAX (562) 570-2601

December 18, 2007

HONORABLE MAYOR AND CITY COUNCIL
City of Long Beach
California

RECOMMENDATION:

Receive and file the attached Airport Activity Reports. (District 5)

DISCUSSION

Included are the Monthly Airport Activity Reports for September and October 2007.

Airport Passenger, General Aviation (GA) and Cargo Activity - The Monthly Airport Activity Report provides monthly and calendar year-to-date statistics for airline passengers (total and enplaned), aircraft operations by user category, and cargo carrier tonnage. Total passenger counts through October were 2,458,357 compared to last year's 2,318,606, which was an increase of 6.0%. GA operations, calendar year-to-date, compared to last year were up 11.0%, (315,835 operations vs. 284,575). Cargo volumes, calendar year-to-date, were down 2.7% (42,946 tons vs. 41,803).

Noise Activity - The Monthly Airport Noise Statistics Report includes four separate reports with current month and calendar year-to-date totals. The four reports are as follows:

- Noise Complaints – Summarizes noise complaint information for commercial (which includes cargo carriers), GA, and other operations.
- Noise Complaint Plot Map – Identifies the origin of the complaint.
- Commercial Late Night Activity – Summarizes activity between 10:00 p.m. to 11:00 p.m. and 11:00 p.m. to 7:00 a.m. by airline.
- Noise Violations – Summarizes violations for airline and GA operations. Provides a complete listing of each violation, includes violator's name, date and time of violation, aircraft type, aircraft noise level, and the time specific allowable noise level.

The Airport's Noise Office receives and investigates noise inquiries and complaints from local residents and residents who live outside of Long Beach. For the month of September the Noise Office received 166 complaints compared to 666 complaints received during the same period in 2006.

Further analysis of the September noise complaints revealed the following:

- Total number of complainants: 33
- 23% (38 of 166) of the complaints were related to operations between 10:00 p.m. and 7:00 a.m.
- 14% (23 of 166) of the complainants reside in Seal Beach or Huntington Beach.

For the month of October the Noise Office received 220 complaints compared to 321 complaints received during the same period in 2006.

Further analysis of the October noise complaints revealed the following:

- Total number of complainants: 36
- 27% (60 of 220) of the complaints were related to operations between 10:00 p.m. and 7:00 a.m.
- 7% (15 of 220) of the complainants reside in Seal Beach or Huntington Beach.

The above referenced information is displayed on the Airport's website (www.lgb.org).

OTHER AIRPORT ACTIVITY

▪ **Southern California Regional Airport Authority Update (SCRAA)**

The meeting scheduled for November 28, 2007 was cancelled. The next meeting will be held on January 31, 2007.

▪ **Thanksgiving Holiday**

The Airport handled as many as 3832 vehicles within its parking facilities during the Thanksgiving holiday period, November 16 through 25. Although the Airport's existing facilities were able to accommodate these vehicles, overflow parking facilities were not available had the Airport's parking capacity been reached.

▪ **UPS Holiday Flight Activity**

For the third straight year, United Parcel Service (UPS) requested permission to operate under utilized flight slots during current holiday period. Per the Flight Allocation Procedures Resolution, qualified airlines may request the reservation of flights which are anticipated to be unused. UPS has requested up to three additional daily flights from November 18 through December 21, 2007 in order to handle their increased holiday loads.

▪ **Airport Concessions – Prop Room Restaurant Remodel**

Creative Host Services, the Airport's food concessionaire, began the full remodel of the Prop Room Restaurant on October 4. The newly remodeled restaurant, which has been renamed Legends of Aviation Restaurant and Bar, is expected to reopen in March 2008. Legends will offer breakfast, lunch, and dinner menus and a full line of items packaged to-go. Made-to-order selections, signature dishes, appetizers, soups, salads, and sandwiches will be served. The restaurant will maintain an art deco interior and will include two outdoor patios, plasma televisions, and a 180-degree, unobstructed view of the airfield.

▪ **Airport Community Guide to Noise and Quick Glance Handouts**

The Airport Noise Office has created two new publications, a Community Guide to Airport Noise and the Noise Quick Guide handout. The two publications provide a simple, easily understood overview of the City's Airport Noise Compatibility Ordinance. Both publications include a section titled, "Ten Key Components of the Airport Noise Compatibility Ordinance". The Community Guide also includes responses to the most frequently asked questions, a noise monitor location map, a summary of the violation process and a list of contact numbers.

Copies of the publications will continue to be mailed to residents, complainants and interested parties. Requests for copies of the publications may be submitted to Airport Public Affairs via email, lgbart@longbeach.gov, or by calling Airport Public Affairs at (562) 570-2678.

TIMING CONSIDERATIONS

City Council action is not time critical.

FISCAL IMPACT

None.

HONORABLE MAYOR AND CITY COUNCIL

December 18, 2007

Page 4

SUGGESTED ACTION:

Approve recommendation.

Respectfully submitted,



CHRISTINE F. ANDERSEN
AIRPORT DIRECTOR

CFA: SDJ: bp

P:\CL\Airport Monthly Report Dec 07.rev1.doc

Attachments:

- Monthly Airport Activity Reports for September 2007
- Monthly Airport Activity Reports for October 2007

APPROVED:



PATRICK H. WEST
CITY MANAGER



City of Long Beach
Working Together to Serve

Memorandum

Date: October 18, 2007
To: Airport Advisory Commission
From: Dennis Rambeau, Noise Office Manager, Airport Bureau
Subject: MONTHLY AIRPORT ACTIVITY REPORTS FOR SEPTEMBER 2007

Please find attached the following reports:

- **Airport Activity Report**
- **Noise Complaint Report**
- **Plot of Complainants**
- **Late Night Activity**
- **Noise Violation Report**
- **Noise Violation List**



MONTHLY AIRPORT ACTIVITY REPORT September 2007

Current Month and Calendar Year To Date Statistics

	September			January through September		
	2007	2006	%Change	2007	2006	%Change
<u>Total Passenger Traffic</u>	222,563	199,733	11.4%	2,225,233	2,103,012	5.8%
<u>Enplaned Passengers</u>	<u>Load</u>	<u>Load</u>		<u>Load</u>	<u>Load</u>	
	<u>Factor</u>	<u>Factor</u>		<u>Factor</u>	<u>Factor</u>	
Alaska	67% 10,424	63% 10,077	3.4%	71% 112,444	75% 88,968	26.4%
US Airways	77% 8,256	59% 5,335	54.8%	77% 76,480	75% 74,848	2.2%
American Airlines	0% 0	0% 0	0.0%	0% 0	74% 24,813	-100.0%
Delta/Skywest	76% 4,260	76% 4,091	4.1%	88% 43,669	87% 29,936	45.9%
JetBlue Airways	72% 88,583	76% 80,919	9.5%	79% 885,909	84% 839,077	5.6%
Total	72% 111,523	74% 100,422	11.1%	79% 1,118,502	82% 1,057,642	5.8%
<u>Airline Landings</u>	1,154	1,020	13.1%	10,591	9,520	11.3%
<u>Aircraft Operations (FAA)</u>						
Air + Commuter Carriers	2,202	2,020	9.0%	20,232	19,458	4.0%
Air Taxi & General Aviation	27,650	30,045	-8.0%	284,894	255,827	11.4%
Military	39	54	-27.8%	542	499	8.6%
Total	29,891	32,119	-6.9%	305,668	275,784	10.8%
<u>Air Cargo</u>						
US Tons	4,161	3,848	8.1%	37,962	37,731	0.6%
Metric Tons	3,774	3,490	8.1%	34,431	34,222	0.6%

Note:

During the month, LGB airport had 41 allocated air carrier flight slots- Alaska (5), US Airways (4), JetBlue (28), Airborne (1), FedEx (1), UPS (2) and 5 allocated commuter carrier flight slots - US Airways (1), Delta (4). An additional 11 commuter carrier flight slots were recently allocated - ExpressJet Airlines (6) and Vision Airlines (5). Nine commuter carrier flight slots remain available.

Definitions:

Total Passenger Traffic – Total number of airline passengers both enplaned (departing) and deplaned (arriving).

Aircraft Operations – Aircraft takeoff, landing, or transition through the airspace controlled by the FAA's Long Beach air traffic control tower.

Air Carrier – A scheduled carrier, certificated under FAA Regulations (FAR) Parts 121, 125 or 135, max. takeoff weight of 75,000 lbs (passengers or cargo) or over.

Commuter Carrier - A scheduled carrier, certificated under FAA Regulations (FAR) Parts 121, 125 or 135, max. takeoff weight under 75,000 lbs

Air Taxi – Aircraft that provide public transportation of persons and/or property on-demand.

General Aviation – Aviation activity other than scheduled air carriers flights, flights by industrial operators or by charter and flights by public aircraft

Air Cargo – Cargo carried by aircraft, both inbound and outbound.



LONG BEACH AIRPORT MONTHLY REPORT NOISE COMPLAINTS September 2007

Current Month and CY-T-D Statistics for Long Beach Airport

	September 2007			CY-T-D 2007		
	2007	2006	%Change	2007	2006	%Change
<u>Air Carrier & Commuter Complaints</u>						
Passenger & Cargo Aircraft	106	129	-17.8%	1,493	1,333	12.0%
<u>Non-Commercial Complaints</u>						
Jets	26	64	-59.4%	346	588	-41.2%
Props	11	25	-56.0%	91	203	-55.2%
Helicopters	23	448		556	721	-22.9%
Other	0	0		0	5	
Subtotal	<u>60</u>	<u>537</u>		<u>993</u>	<u>1,517</u>	-34.5%
TOTAL NOISE COMPLAINTS	<u><u>166</u></u>	<u><u>666</u></u>	-75.1%	<u><u>2,486</u></u>	<u><u>2,850</u></u>	-12.8%
<u>Airport Operations (FAA)</u>						
Air Carrier + Commuter Carriers	2,202	2,020	9.0%	20,232	19,458	4.0%
Air Taxi + General Aviation	27,650	30,045	-8.0%	284,894	255,827	11.4%
Military Operations	39	54	-27.8%	542	499	8.6%
TOTAL AIRCRAFT OPERATIONS	<u><u>29,891</u></u>	<u><u>32,119</u></u>	-6.9%	<u><u>305,668</u></u>	<u><u>275,784</u></u>	10.8%

Notes:

Number of Complainants: 33

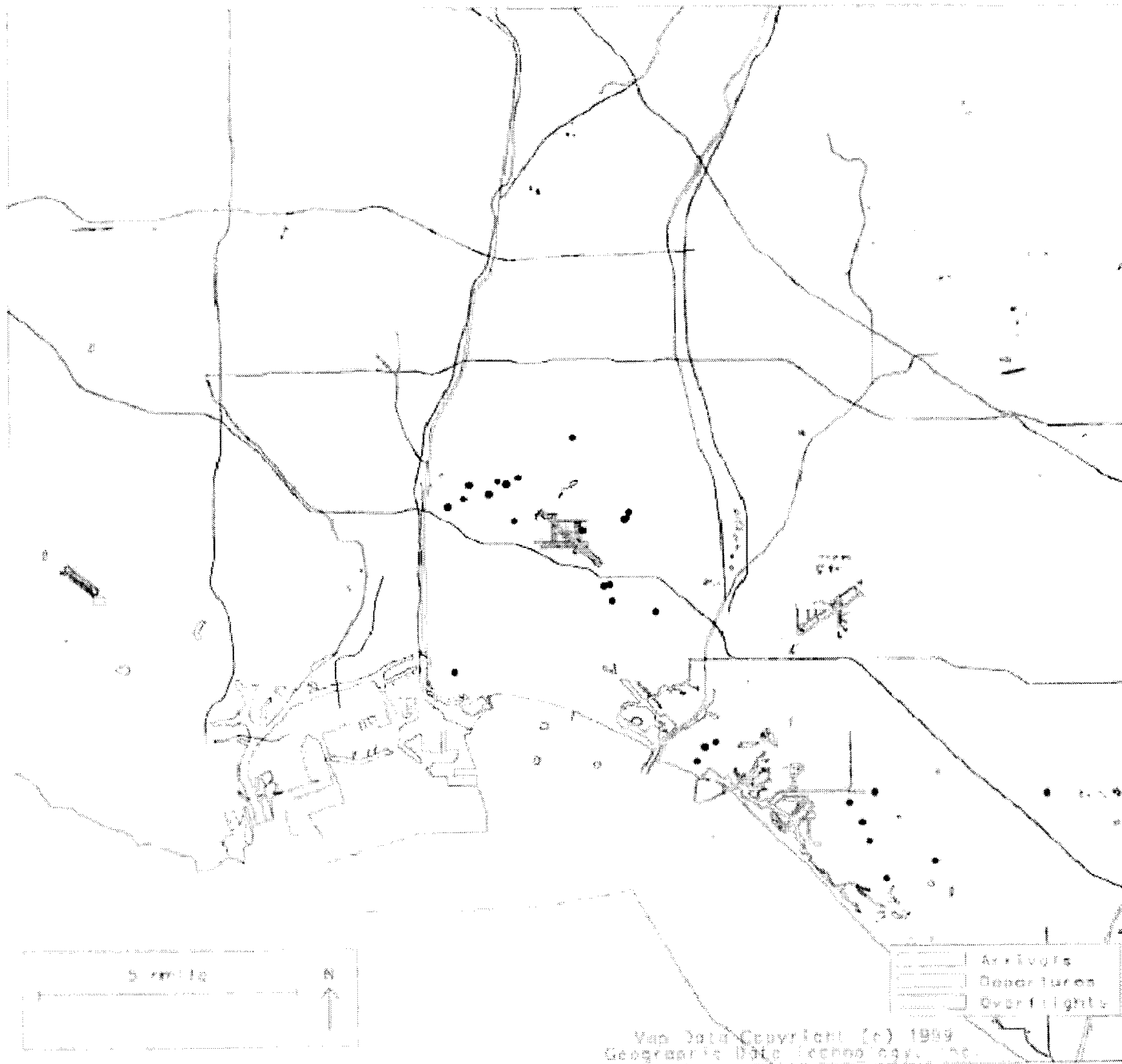
23% (38 of 166) of the complaints were related to operations between 10pm and 7am

14% (23 of 166) of the complaints came from complainants residing in Seal Beach or Huntington Beach

* City Noise Ordinance currently allows for 41 air carrier and 25 commuter carrier flight slots, for a total of 66 daily flights.



Noise Complainants
September 2007





LONG BEACH AIRPORT MONTHLY REPORT
COMMERCIAL LATE NIGHT ACTIVITY (10pm - 7am)
September 2007

Current Month and CY-T-D Statistics for Long Beach Airport

	September 2007			CY-T-D 2007		
	2007	2006	%Change	2007	2006	%Change
<u>Air Carrier & Commuter Operations</u>	2,202	2,020	9.0%	20,232	19,458	4.0%
10pm - 11pm Operations						
Alaska	5	2	150.0%	36	38	-5.3%
Delta/SkyWest	6	0		18	2	
DHL/Airborne	0	0		0	0	
FedEx	0	0		0	1	
JetBlue Airways	14	25	-44.0%	347	277	25.3%
UPS	0	0		1	0	
US Airways/America West	0	0		3	7	
Total	25	27	-7.4%	405	325	24.6%
11pm - 7am Operations						
Alaska	0	0		1	1	
Delta/SkyWest	1	0		5	2	
DHL/Airborne	0	0		0	0	
FedEx	0	0		0	0	
JetBlue Airways	1	4	-75.0%	67	68	-1.5%
UPS	0	0		0	0	
US Airways/America West	1	0		4	0	
Total	3	4		77	71	8.5%
10 pm - 7 am Grand Total	28	31		482	396	21.7%

Notes:

1.3% (28 of 2202) of total commercial operations occurred between 10pm - 7am.

.93 flights - Nightly average for ALL late night commercial flights, includes unanticipated delays.

.1 flights - Nightly average for commercial flights after 11 PM.

1 of SkyWest Airlines operations between 11pm - 7am was a before 7 am departure.

1 of US Airways/America West 11pm - 7am operations was a before 7am arrival.



LONG BEACH AIRPORT MONTHLY REPORT NOISE VIOLATIONS

September 2007

Current Month and CY-T-D Statistics for Long Beach Airport

	September 2007			CY-T-D 2007		
	2007	2006	%Change	2007	2006	%Change
<u>Air Carrier Violations</u>						
Alaska	0	0		4	2	
American Airlines	0	0		0	0	
DHL/Airborne	0	0		0	0	
FedEx	0	0		0	0	
JetBlue Airways	1	1		67	64	4.7%
UPS	0	0		3	3	
US Airways/America West	1	0		3	0	
Total	2	1		77	69	11.6%
<u>Commuter Violations</u>						
Delta/SkyWest	0	0		5	1	
US Airways/America West	0	0		0	0	
Total	0	0		5	1	
<u>Non-Commercial Violations</u>						
All GA, Charter & other	11	15	-26.7%	178	202	-11.9%
TOTAL NOISE VIOLATIONS	13	16	-18.8%	260	272	-4.4%
<u>Airport Monetary Fines Issued</u>	\$1,500	\$1,800		\$16,800	\$23,700	
<u>Consent Decree Fines Issued</u>	\$6,000	\$6,000		\$330,000	\$324,000	
TOTAL MONETARY FINES ISSUED	\$7,500	\$7,800		\$346,800	\$347,700	
<u>Airport Operations (FAA)</u>						
Air Carrier + Commuter Carriers	2,202	2,020	9.0%	20,232	19,458	4.0%
Air Taxi + General Aviation	27,650	30,045	-8.0%	284,894	255,827	11.4%
Military Operations	39	54	-27.8%	542	499	8.6%
TOTAL AIRCRAFT OPERATIONS	29,891	32,119	-6.9%	305,668	275,784	10.8%

Notes:

0.04% (13 of 29,891) of the Airport's total aircraft operations (Commercial & GA) resulted in a noise violation.

0.09% (2 of 2,202) of the Airport's Commercial operations (Commercial & Commuter) resulted in a noise violation.



LONG BEACH AIRPORT MONTHLY REPORT NOISE VIOLATIONS September 2007

OWNERNAME	DATE	TIME	A/D	RWY	A/C TYPE	RMTID	SEL	LIMIT	STATUS
Cinema Aircraft Executive Trans LLC.	09/02/2007	23:08:57	A	30	G4	10	89.2	79.0	Violation
CITATIONSHARES SALES INC	09/04/2007	23:21:25	A	30	C680	10	85.6	79.0	Violation
Fives LLC	09/07/2007	23:24:50	D	30	SR22	9	87.7	79.0	Violation
Flight Investments LLC.	09/12/2007	23:41:09	A	30	C550	10	82.6	79.0	Violation
Flight Investments LLC.	09/12/2007	00:23:54	A	30	C550	10	86.8	79.0	Violation
JetBlue Airways Corporation	09/14/2007	23:51:44	A	30	A320	10	92.2	79.0	Violation
Private	09/16/2007	18:14:55	A	25R	C310	1	91.5	88.0	Violation
RJS Enterprise, LLC	09/16/2007	20:37:43	A	25R	C421	1	91.2	88.0	Violation
United Space Alliance LLC	09/18/2007	06:40:03	D	30	SBR1	9	95.6	90.0	Violation
US Airways/America West Airlines	09/21/2007	12:34:08	D	25R	CRJ9	6	97.4	92.0	Violation
Victoria Racing LLC	09/22/2007	01:16:56	A	30	LJ45	10	83.4	79.0	Violation
Wilmington Trust Co.	09/22/2007	23:21:04	A	30	G5	10	86.1	79.0	Violation
World Healing Church Center	09/27/2007	22:46:40	A	30	G4	10	92.4	90.0	Violation



City of Long Beach
Working Together to Serve

Memorandum

Date: November 15, 2007
To: Airport Advisory Commission
From: Dennis Rambeau, Noise Office Manager, Airport Bureau
Subject: MONTHLY AIRPORT ACTIVITY REPORTS FOR OCTOBER 2007

Please find attached the following reports:

- **Airport Activity Report**
- **Noise Complaint Report**
- **Plot of Complainants**
- **Late Night Activity**
- **Noise Violation Report**
- **Noise Violation List**



MONTHLY AIRPORT ACTIVITY REPORT October 2007

Current Month and Calendar Year To Date Statistics

	October			January through October		
	2007	2006	%Change	2007	2006	%Change
<u>Total Passenger Traffic</u>	233,124	215,594	8.1%	2,458,357	2,318,606	6.0%
<u>Enplaned Passengers</u>	<u>Load</u>	<u>Load</u>		<u>Load</u>	<u>Load</u>	
	<u>Factor</u>	<u>Factor</u>		<u>Factor</u>	<u>Factor</u>	
Alaska	59% 9,435	59% 9,789	-3.6%	70% 121,879	73% 98,737	23.4%
US Airways	79% 9,115	58% 7,534	21.0%	77% 85,595	73% 82,382	3.9%
American Airlines	0% 0	0% 0	0.0%	0% 0	74% 24,813	-100.0%
Delta/Skywest	81% 4,415	81% 4,464	-1.1%	88% 48,084	86% 34,400	39.8%
JetBlue Airways	76% 92,677	77% 84,498	9.7%	79% 978,586	83% 923,575	6.0%
Total	75% 115,642	73% 106,285	8.8%	78% 1,234,144	81% 1,163,907	6.0%
<u>Airline Landings</u>	1,157	1,085	6.6%	11,748	10,605	10.8%
<u>Aircraft Operations (FAA)</u>						
Air + Commuter Carriers	2,252	2,042	10.3%	22,484	21,500	4.6%
Air Taxi & General Aviation	30,941	28,748	7.6%	315,835	284,575	11.0%
Military	51	51	0.0%	593	550	7.8%
Total	33,244	30,841	7.8%	338,912	306,625	10.5%
<u>Air Cargo **</u>						
US Tons	4,985	4,072	22.4%	42,946	41,803	2.7%
Metric Tons	4,521	3,693	22.4%	38,952	37,915	2.7%

Note:

During the month, LGB airport had 41 allocated air carrier flight slots- Alaska (5), US Airways (4), JetBlue (28), Airborne (1), FedEx (1), UPS (2) and 11 allocated commuter carrier flight slots - Expressjet (6), Delta (4), US Airways (1). Fourteen commuter carrier flight slots remain available

** Air Cargo - Estimate only we have not received Catalina Report as of 11/14/07

Definitions:

Total Passenger Traffic – Total number of airline passengers both enplaned (departing) and deplaned (arriving).

Aircraft Operations – Aircraft takeoff, landing, or transition through the airspace controlled by the FAA's Long Beach air traffic control tower.

Air Carrier – A scheduled carrier, certificated under FAA Regulations (FAR) Parts 121, 125 or 135, max. takeoff weight of 75,000 lbs (passengers or cargo) or over.

Commuter Carrier - A scheduled carrier, certificated under FAA Regulations (FAR) Parts 121, 125 or 135, max. takeoff weight under 75,000 lbs

Air Taxi – Aircraft that provide public transportation of persons and/or property on-demand.

General Aviation – Aviation activity other than scheduled air carriers flights, flights by industrial operators or by charter and flights by public aircraft

Air Cargo – Cargo carried by aircraft, both inbound and outbound.



LONG BEACH AIRPORT MONTHLY REPORT NOISE COMPLAINTS October 2007

Current Month and CY-T-D Statistics for Long Beach Airport

	October 2007			CY-T-D 2007		
	2007	2006	%Change	2007	2006	%Change
<u>Air Carrier & Commuter Complaints</u>						
Passenger & Cargo Aircraft	164	122	34.4%	1,657	1,455	13.9%
<u>Non-Commercial Complaints</u>						
Jets	28	49	-42.9%	374	637	-41.3%
Props	6	16	-62.5%	97	219	-55.7%
Helicopters	22	134		578	855	-32.4%
Other	0	0		0	5	
Subtotal	56	199		1,049	1,716	-38.9%
TOTAL NOISE COMPLAINTS	220	321	-31.5%	2,706	3,171	-14.7%
<u>Airport Operations (FAA)</u>						
Air Carrier + Commuter Carriers	2,252	2,042	10.3%	22,484	21,500	4.6%
Air Taxi + General Aviation	30,941	28,748	7.6%	315,835	284,575	11.0%
Military Operations	51	51	0.0%	593	550	7.8%
TOTAL AIRCRAFT OPERATIONS	33,244	30,841	7.8%	338,912	306,625	10.5%

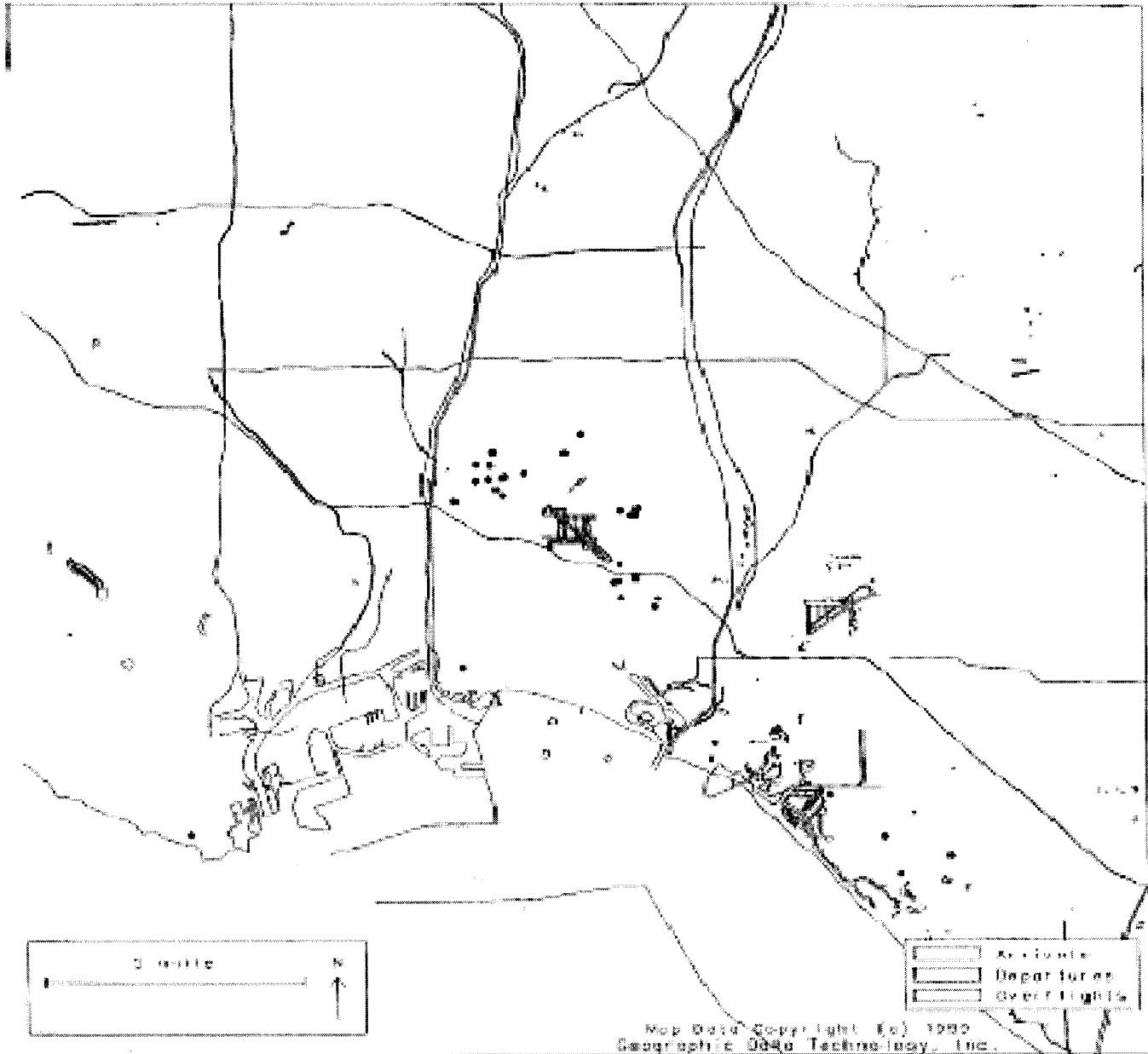
Notes:

Number of Complainants: 36

27% (60 of 220) of the complaints were related to operations between 10pm and 7am


7% (15 of 220) of the complaints came from complainants residing in Seal Beach or Huntington Beach

* City Noise Ordinance currently allows for 41 air carrier and 25 commuter carrier flight slots, for a total of 66 daily flights.



A I R P O R T

October 2007
Noise Complaints



LONG BEACH AIRPORT MONTHLY REPORT COMMERCIAL LATE NIGHT ACTIVITY (10pm - 7am) October 2007

Current Month and CY-T-D Statistics for Long Beach Airport

	October			CY-T-D 2007		
	2007	2006	%Change	2007	2006	%Change
<u>Air Carrier & Commuter Operations</u>	2,252	2,042	10.3%	22,484	21,500	4.6%
10pm - 11pm Operations						
Alaska	4	4		40	42	-4.8%
Delta/SkyWest	4	0		22	2	
DHL/Airborne	0	0		0	0	
FedEx	0	0		0	1	
JetBlue Airways	18	32	-43.8%	365	309	18.1%
UPS	0	0		1	0	
US Airways/America West	1	0		4	7	
Total	27	36	-25.0%	432	361	19.7%
11pm - 7am Operations						
Alaska	0	0		1	1	
Delta/SkyWest	0	0		5	2	
DHL/Airborne	0	0		0	0	
FedEx	0	0		0	0	
JetBlue Airways	7	6	16.7%	74	74	0.0%
UPS	0	0		0	0	
US Airways/America West	1	0		5	0	
Total	8	6		85	77	10.4%
10 pm - 7 am Grand Total	35	42		517	438	18.0%

Notes:

1.2% (27 of 220) of total commercial operations occurred between 10pm - 7am.

1.1 flights - Nightly average for all late night commercial flights, includes unanticipated delays.

.2 flights - Nightly average for commercial flights after 11 PM.



LONG BEACH AIRPORT MONTHLY REPORT NOISE VIOLATIONS

October 2007

Current Month and CY-T-D Statistics for Long Beach Airport

	October 2007			CY-T-D 2007		
	2007	2006	%Change	2007	2006	%Change
<u>Air Carrier Violations</u>						
Alaska	0	0		4	2	
American Airlines	0	0		0	0	
DHL/Airborne	0	0		0	0	
FedEx	0	0		0	0	
JetBlue Airways	6	7		73	71	2.8%
UPS	1	1		4	4	
US Airways/America West	1	0		4	0	
Total	8	8		85	77	10.4%
<u>Commuter Violations</u>						
Delta/SkyWest	0	0		5	1	
US Airways/America West	0	0		0	0	
Total	0	0		5	1	
<u>Non-Commercial Violations</u>						
All GA, Charter & other	13	18	-27.8%	191	220	-13.2%
TOTAL NOISE VIOLATIONS	21	26	-19.2%	281	298	-5.7%
<u>Airport Monetary Fines Issued</u>	\$2,000	\$1,600		\$18,800	\$25,300	
<u>Consent Decree Fines Issued</u>	\$18,000	\$15,000		\$348,000	\$339,000	
TOTAL MONETARY FINES ISSUED	\$20,000	\$16,600		\$366,800	\$364,300	
<u>Airport Operations (FAA)</u>						
Air Carrier + Commuter Carriers	2,252	2,042	10.3%	22,484	21,500	4.6%
Air Taxi + General Aviation	30,941	28,748	7.6%	315,835	284,575	11.0%
Military Operations	51	51	0.0%	593	550	7.8%
TOTAL AIRCRAFT OPERATIONS	33,244	30,841	7.8%	338,912	306,625	10.5%

Notes:

0.06% (21 of 33,233) of the Airport's total aircraft operations (Commercial & GA) resulted in a noise violation.

0.3% (8 of 2,252) of the Airport's Commercial operations (Commercial & Commuter) resulted in a noise violation.



LONG BEACH AIRPORT MONTHLY REPORT NOISE VIOLATIONS October 2007

OWNERNAME	DATE	TIME	A/D	RWY	A/C TYPE	RMTID	SEL	LIMIT	STATUS
RJS Enterprise, LLC	10/02/2007	13:03:21	A	25R	C421	1	90.9	88.0	Violation
LPC Advisory Services	10/06/2007	23:37:07	D	30	SR22	9	84.3	79.0	Violation
US Airways/America West Airlines	10/07/2007	23:25:18	A	30	CRJ9	10	91.7	79.0	Violation
Amerijet International	10/08/2007	11:10:21	D	30	B72S	9	107	102.5	Violation
DBA Aerorentas de Coahuila	10/09/2007	19:25:01	D	30	LJ25	9	109.1	102.5	Violation
JetBlue Airways Corporation	10/10/2007	01:47:37	A	25R	A320	1	91.6	79.0	Consent Decree
JetBlue Airways Corporation	10/10/2007	02:54:30	A	25R	A320	1	91.9	79.0	Consent Decree
United Parcel Service	10/10/2007	17:13:31	A	30	B76S	10	104.2	101.5	Violation
Private	10/12/2007	23:15:33	D	30	C210	9	87.3	79.0	Violation
JetBlue Airways Corporation	10/12/2007	01:31:59	A	25R	A320	1	89.3	79.0	Consent Decree
JetBlue Airways Corporation	10/15/2007	01:09:48	A	30	A320	10	88.5	79.0	Consent Decree
Private	10/17/2007	23:11:48	A	30	BE35	10	83.8	79.0	Violation
CITATIONSHARES SALES INC	10/17/2007	23:36:04	A	30	C560	10	89.9	79.0	Violation
NetJet Aviation	10/18/2007	22:12:40	D	30	C560	9	92.6	90.0	Violation
JetBlue Airways Corporation	10/19/2007	23:43:10	A	30	A320	10	89.6	79.0	Consent Decree
Private	10/20/2007	23:39:50	D	30	C177	9	83.2	79.0	Violation
JetBlue Airways Corporation	10/20/2007	00:28:10	A	30	A320	10	89.7	79.0	Consent Decree
NJI Sales Inc.	10/21/2007	05:20:47	D	30	C525	9	88.2	79.0	Violation
RJS Enterprise, LLC	10/25/2007	23:18:10	A	30	C421	10	87.6	79.0	Violation
Contessa Foods	10/26/2007	00:53:05	A	30	CL30	10	85.8	79.0	Violation
Private	10/29/2007	23:20:47	A	30	R44	10	81.9	79.0	Violation