


1 IN WITNESS WHEREOF, the parties have caused this document to be duly
2 executed with all formalities required by law as of the date first stated above.

3 ALL AMERICAN ASPHALT, a California
4 corporation

5 APRIL 20, 2009

By 
President

DAN D. SISEMORE
Type or Print Name

7 APRIL 20, 2009


By 
Secretary

MARK LUER
Type or Print Name

9 "Contractor"

10 CITY OF LONG BEACH, a municipal
11 corporation

12 April 23, 2009

By  Assistant City Manager
City Manager

**EXECUTED PURSUANT
TO SECTION 301 OF
THE CITY CHARTER.**

15 "City"

16 This First Amendment to Contract No. 31065 is approved as to form on

17 April 21, 2009.

18 ROBERT E. SHANNON, City Attorney

19 By 
20 Deputy

21 OFFICE OF THE CITY ATTORNEY
22 ROBERT E. SHANNON, City Attorney
23 333 West Ocean Boulevard, 11th Floor
24 Long Beach, CA 90802-4664

CALIFORNIA ALL-PURPOSE ACKNOWLEDGEMENT

State of California

County of Riverside

On April 20, 2009 before me, Brenda L. Royster, Notary Public
Date Here Insert name and Title of the Officer

personally appeared Dan D. Sisemore and Mark Luer
Name(s) of Signer(s)



who proved to me on the basis of satisfactory evidence to be the person(s) whose name(s) is/are subscribed to the within instrument and acknowledged to me that he/she/they executed the same in his/her/their authorized capacity(ies), and that by his/her/their signature(s) on the instrument the person(s), or the entity upon behalf of which the person(s) acted, executed the instrument.

I certify under PENALTY OF PERJURY under the laws of the State of California that the forgoing paragraph is true and correct.

WITNESS my hand and official seal.

Signature Brenda L. Royster
Signature of Notary Public

Place Notary Seal Above

OPTIONAL

Though the information below is not required by law, it may prove valuable to person relying on the document and could prevent fraudulent removal and reattachment of this form to another document.

Description of Attached Document

Title or Type of Document First Amendment to Contract No. 31065 - City of Long Beach

Document Date: April 20, 2009 Number of Pages: 17

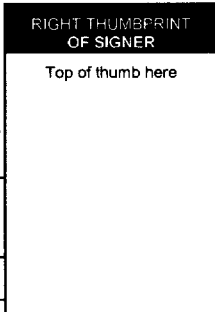
Signer(s) Other Than Named Above: None

Capacity(ies) Claimed by Signer(s)

Signer's Name: Dan D. Sisemore

- Individual
- Corporate Officer -- Title(s): President
- Partner -- Limited General
- Attorney in Fact
- Trustee
- Other: _____

Signer is Representing:
All American Asphalt



Signer's Name: Mark Luer

- Individual
- Corporate Officer -- Title(s): Secretary
- Partner -- Limited General
- Attorney in Fact
- Trustee
- Other: _____

Signer is Representing:
All American Asphalt




EXHIBIT "A-1"

BIDDER'S NAME: ALL AMERICAN ASPHALT

**BID FOR THE
ANNUAL CONTRACT FOR STREET IMPROVEMENTS
IN THE CITY OF LONG BEACH, CALIFORNIA**

In accordance with the Notice Inviting Bids for the above titled Work in the City of Long Beach, California, a copy of which is attached hereto and is made a part hereof, to be opened on January 16, 2009, at 10:00 a.m., we propose to furnish all necessary labor, tools, materials, appliances and equipment for and perform all Work mentioned in said Notice Inviting Bids, in full compliance with Plans & Specifications No. R-6767 at the following prices.

Because the City is unable to predict the requirements for each bid item, award of the Contract will be based on a representative sample of items. The sample items to be used will be selected by the City, kept in a sealed envelope, and opened at the bid opening in order to ensure a competitive bidding process. The lowest responsive bidder will be determined by adding the item totals for the "sample project." The City intends to award an all-inclusive contract to one Contractor for the Work.

ITEM NO.	ITEM DESCRIPTION	ESTIMATED QUANTITY	UNIT	UNIT PRICE (IN FIGURES)
1	Adjust City Manhole Frame & Cover	1 or more	Ea	300.-
2	Adjust L.A.C.S.D. Manhole Frame & Cover	1 or more	Ea	350.-
3	Reconstruct Manhole Frame & Cover	1 or more	Ea	700.-
4	Manhole Step	1 or more	Ea	50.-
5	Adjust Water Valve Box & Cover and Meter Box & Cover	1 or more	Ea	175.-
6	Reconstruct Water Valve Box & Cover	1 or more	Ea	250.-
7	Adjust Gas Valve Box & Cover	1 or more	Ea	250.-
8	Replace Pull Box	1 or more	Ea	1,500
9	Replace Traffic Signal Pull Box	1 or more	Ea	2,000
10	Survey Monument Type C with Casting & Cover	1 or more	Ea	500.-
11	Install Survey Monument Casting & Cover	1 or more	Ea	275.-

ITEM NO.	ITEM DESCRIPTION	ESTIMATED QUANTITY	UNIT	UNIT PRICE (IN FIGURES)
12	Adjust Survey Monument Casting & Cover	1 or more	Ea	275.-
13	Survey Bench Mark, Type 1	1 or more	Ea	275. 275.-
13A	Gln Spike and Washer	1 or more	Ea	275. 250.-
14	Curb Drain	1 or more	Ea	200.-
19	Concrete Removal	0.5 to 5.0	CY	300.-
20		5.1 to 10.0	CY	250.-
21		10.1 to 50.0	CY	80.-
22		50.1 to 100.0	CY	80.-
25		100.1 or more	CY	80.-
26		Bituminous Pavement Removal	0.5 to 5.0	CY
27	5.1 to 10.0		CY	75.-
28	10.1 to 50.0		CY	70.-
29	50.1 to 100.0		CY	65.-
30	100.1 or more		CY	50.-
31	Cold Milling Asphalt Concrete Pavement, 6' Wide, 2" Average Depth		500 to 1,000	SY
32		1,001 to 2,000	SY	3.-
33		2,001 to 3,000	SY	2.-
34		3,001 or more	SY	1.50 1.50
35		Unclassified Excavation	1 to 10	CY
36	11 to 50		CY	45.-
37	51 to 100		CY	45.-
38	101 or more		CY	45.-

ITEM NO.	ITEM DESCRIPTION	ESTIMATED QUANTITY	UNIT	UNIT PRICE (IN FIGURES)
39	Root Pruning, 14" Deep	6 to 100	LF	12.-
40		101 to 500	LF	12.-
41		501 or more	LF	12.-
42	Root Pruning, 26" Deep	6 to 100	LF	15. 25.-
43		101 to 500	LF	18.-
44		501 or more	LF	12.-
45	Tree Pruning	1 to 10	Ea	18. 250.-
46		11 or more	Ea	250.-
47	Tree Removal up to 24" diameter trunk	1 or more	Ea	950.-
48	Tree Removal, 25" to 36" diameter trunk	1 or more	Ea	1,000
49	Imported Borrow	1 to 10	CY	25.-
50		11 to 50	CY	25.-
51		51 or more	CY	25.-
52	Slurry Backfill	1 to 5	CY	125.-
53		6 to 10	CY	100.-
54		11 to 30	CY	85.-
55		31 or more	CY	60.-
56	Crushed Miscellaneous Base, 6" Thick under Curb & Gutter and Cross Gutter	1 to 500	SF	3.-
57		501 to 1,000	SF	2.25
58		1,001 to 2,000	SF	18. 15 2.-
59		2,001 or more	SF	18. 90 1.90

ITEM NO.	ITEM DESCRIPTION	ESTIMATED QUANTITY	UNIT	UNIT PRICE (IN FIGURES)
60	Crushed Miscellaneous Base	1 to 100	CY	35.-
61		101 to 500	CY	35.-
62		501 or more	CY	35.-
63	Slurry Seal	1 to 10	ELT	600.-
64		11 to 50	ELT	500.-
65		51 to 100	ELT	400.-
66		101 or more	ELT	350.-
67		Crack Preparation	100 to 500	LF
67	501 to 1,000		LF	3.50
68	1,001 to 3,000		LF	1.25
69	3,001 to 5,000		LF	.75¢
70	5,001 or more		LF	.50¢
71	Asphalt Concrete Pavement	1 to 100	Ton	125.-
72		101 to 500	Ton	80.-
73		501 to 1,000	Ton	76.-
74		1,001 to 2,000	Ton	74.-
75		2,001 to 3,000	Ton	73.-
76		3,001 or more	Ton	72.-
77		Asphalt Rubber Pavement	1 to 100	Ton
78	101 to 500		Ton	90.-
79	501 to 1,000		Ton	87.-

ITEM NO.	ITEM DESCRIPTION	ESTIMATED QUANTITY	UNIT	UNIT PRICE (IN FIGURES)	
80	Asphalt Rubber Pavement	1,001 to 2,000	Ton	86.-	
81		2,001 to 3,000	Ton	85.- 85.-	
82		3,001 or more	Ton	84.-	
83	Asphalt Concrete Curb	1 to 2,000	LF	12.- 12.-	
84		2,001 or more	LF	10.-	
85	PCC Pavement, 6" Thick	1 to 100	SF	8.-	
86		101 to 400	SF	8.-	
87		401 to 1,000	SF	6.-	
88		1,001 to 2,000	SF	6.-	
89		2,001 to 3,000	SF	5.-	
90		3,001 or more	SF	5.-	
91		PCC Alley Entrance, 6" Thick	1 to 100	SF	8.-
92			101 to 400	SF	8.-
93	401 to 1,000		SF	6.-	
94	1,001 to 2,000		SF	6.-	
95	2,001 to 3,000		SF	5.-	
96	3,001 or more		SF	4.-	
97	Type "E" Joint Sealant		20 or more	LF	20.-
98	PCC Curb, GB Type A1-150 (6), A1-200 (8), A1 Integral, C1-150 (6), or C1-200 (8)	1 to 50	LF	16.-	
99		51 to 100	LF	15.-	
100		101 to 400	LF	8.-	

ITEM NO.	ITEM DESCRIPTION	ESTIMATED QUANTITY	UNIT	UNIT PRICE (IN FIGURES)	
101	PCC Curb, GB Type A1-150 (6), A1-200 (8), A1 Integral, C1-150 (6), or C1-200 (8)	401 to 2,000	LF	8.-	
102		2,001 or more	LF	8.-	
103	PCC Curb & Gutter, GB Type A2, W = 1.5'	1 to 50	LF	40.-	
104		51 to 100	LF	39.-	
105		101 to 400	LF	38 32.-	
106		401 to 2,000	LF	38 28.-	
107		2,001 or more	LF	14.-	
108		PCC Curb & Gutter, GB Type A2, W = 2.0'	1 to 50	LF	45.-
109			51 to 100	LF	44.-
110	101 to 400		LF	40.-	
111	401 to 2,000		LF	30.-	
112	2,001 or more		LF	30.-	
113	PCC Curb & Gutter, GB Type A2, W = 7.0'		1 to 50	LF	75.-
114		51 to 100	LF	75.-	
115		101 to 400	LF	70.-	
116		401 to 2,000	LF	45.-	
117		2,001 or more	LF	30.-	
118	PCC Bus Stop Street Pad, 10" Thick	1 to 740	SF	13.-	
119		741 to 1,480	SF	9.-	
120		1,481 to 4,440	SF	8.50	
121		4,441 or more	SF	7.-	

ITEM NO.	ITEM DESCRIPTION	ESTIMATED QUANTITY	UNIT	UNIT PRICE (IN FIGURES)
122	PCC Cross Gutter, 8" Thick	1 to 50	SF	15.-
123		51 to 100	SF	12.-
124		101 to 400	SF	10.-
125		401 to 2,000	SF	8.50
126		2,001 or more	SF	8.25
127	PCC Sidewalk, 3" Thick	1 to 50	SF	15.-
128		51 to 100	SF	10.-
129		101 to 400	SF	9.-
130		401 to 1,000	SF	8.50
131		1,001 or more	SF	4.-
132	PCC Sidewalk, 4" Thick	1 to 50	SF	10.-
133		51 to 100	SF	9.-
134		101 to 400	SF	8.50
135		401 to 1,000	SF	6.-
136		1,001 or more	SF	5.-
137	Curb Ramp Detectable Warning Surface	10 to 50	SF	50.-
138		51 to 500	SF	40.-
139		501 or more	SF	40.-
140	PCC Driveway, 4" Thick	1 to 50	SF	10.-
141		51 to 100	SF	10.-
142		101 to 400	SF	8.-

ITEM NO.	ITEM DESCRIPTION	ESTIMATED QUANTITY	UNIT	UNIT PRICE (IN FIGURES)
143	PCC Driveway, 4" Thick	401 to 2,000	SF	6.-
144		2,001 or more	SF	4.-
145	PCC Driveway, 6" Thick	1 to 50	SF	10.-
146		51 to 100	SF	10.-
147		101 to 400	SF	7.-
148		401 to 2,000	SF	6.50
149		2,001 or more	SF	6.-
150	Storm Drain - 18" RCP, D-1750, 2.0' to 4.9' deep	6 to 100	LF	140.-
151		101 or more	LF	100.-
152	Storm Drain - 18" RCP, D-1750, 5.0' to 10.0' deep	6 to 100	LF	145.-
153		101 or more	LF	105.-
154	Storm Drain - 24" RCP, D-1750, 2.0' to 4.9' deep	6 to 100	LF	150.-
155		101 or more	LF	115.-
156	Storm Drain - 24" RCP, D-1750, 5.0' to 10.0' deep	6 to 100	LF	176.-
157		101 or more	LF	121.-
158	Storm Drain 42" Manhole per Standard Plan GB-321, 5.0' to 10.0' deep	1 or more	Ea	3,300
159	Storm Drain Concrete Collar per Standard Plan GB-332	1 or more	Ea	825.-
160	Weakened Plane Joint Dowel	10 or more	Ea	15.-
161	Topsoil, Class "A"	1 to 10	CY	60.-
162		11 to 50	CY	40.-
163		51 or more	CY	35.-

ITEM NO.	ITEM DESCRIPTION	ESTIMATED QUANTITY	UNIT	UNIT PRICE (IN FIGURES)
164	Tree Planting, 15 Gallon Tree	1 to 5	Ea	125.-
165		6 or more	Ea	185.-
166	Tree Planting, 24" Box Tree	1 to 5	Ea	300.- RB 400.-
167		6 or more	Ea	190.- RB 375.-
168	Lawn Seeding	100 to 500	SF	2.-
169		501 or more	SF	1.-
170	4" Reflectorized Paint Traffic Striping	1 to 100	SF	.90¢
171		101 to 500	SF	.90¢
172		501 to 1,000	SF	.90¢
173		1,001 or more		.90¢
174	4" Reflectorized Paint Traffic Striping, Including Pavement Markers	1 to 100	SF	1.68
175		101 to 500	SF	1.68
176		501 to 1,000	SF	1.68
177		1,001 or more	SF	1.68
178	4" Thermoplastic Traffic Striping	1 to 100	SF	1.44
179		101 to 500	SF	1.44
180		501 to 1,000	SF	1.44
181		1,001 or more	SF	1.44
182	4" Thermoplastic Traffic Striping, Including Pavement Markers	1 to 100	SF	1.68
183		101 to 500	SF	1.68
184		501 to 1,000	SF	1.68

ITEM NO.	ITEM DESCRIPTION	ESTIMATED QUANTITY	UNIT	UNIT PRICE (IN FIGURES)
185	4" Thermoplastic Traffic Striping, Including Pavement Markers	1,001 or more	SF	1.68
186	6" Reflectorized Paint Traffic Striping	1 to 100	SF	1.44
187		101 to 500	SF	1.44
188		501 to 1,000	SF	1.44
189		1,001 or more	SF	1.44
190	6" Thermoplastic Traffic Striping	1 to 100	SF	2.16
191		101 to 500	SF	2.16
192		501 to 1,000	SF	2.16
193		1,001 or more	SF	2.16
194	8" Reflectorized Paint Traffic Striping, Including Pavement Markers	1 to 100	SF	2.88
195		101 to 500	SF	2.88
196		501 to 1,000	SF	2.88
197		1,001 or more	SF	2.88
198	8" Thermoplastic Traffic Striping, Including Pavement Markers	1 to 100	SF	4.50
199		101 to 500	SF	4.50
200		501 to 1,000	SF	4.50
201		1,001 or more	SF	4.50
202	12" Reflectorized Paint Traffic Striping	1 to 100	SF	2.40
203		101 to 500	SF	2.40
204		501 to 1,000	SF	2.40
205		1,001 or more	SF	2.40

ITEM NO.	ITEM DESCRIPTION	ESTIMATED QUANTITY	UNIT	UNIT PRICE (IN FIGURES)
206	12" Thermoplastic Traffic Striping	1 to 100	SF	2.40
207		101 to 500	SF	2.40
208		501 to 1,000	SF	2.40
209		1,001 or more	SF	2.40
210	Curb Painting	1 to 100	LF	2.-
211		101 to 500	LF	2.-
212		501 to 1,000	LF	2.-
213		1,001 or more	LF	2.-
214	Thermoplastic Arrows Pavement Marking	1 to 5	Ea	150.-
215		6 to 10	Ea	150.-
216		11 to 20	Ea	150.-
217		21 or more	Ea	150.-
218	8' Reflectorized Paint Pavement Letter	4 to 20	Ea	150.-
219		21 to 100	Ea	24.-
220		101 or more	Ea	24.-
221	8' Thermoplastic Pavement Letter	4 to 20	Ea	30.-
222		21 to 100	Ea	30.-
223		101 or more	Ea	30.-
224	Raised Pavement Markers (Ceramic)	8 to 40	Ea	2.40
225		41 to 100	Ea	2.40
226		101 or more	Ea	2.40

ITEM NO.	ITEM DESCRIPTION	ESTIMATED QUANTITY	UNIT	UNIT PRICE (IN FIGURES)
227	Raised Pavement Markers (Reflective)	8 to 40	Ea	6.-
228		41 to 100	Ea	6.-
229		101 or more	Ea	6.-
230	Removal of Raised Pavement Markers	8 to 40	Ea	3.50
231		41 to 100	Ea	3.50
232		101 or more	Ea	3.50
233	Parking T's, Thermoplastic	4 to 20	Ea	36.-
234		21 to 100	Ea	36.-
235		101 or more	Ea	36.-
236	Remove Sign and Post	1 to 10	Ea	120.-
237		11 to 20	Ea	120.-
238		21 to 100	Ea	120.-
239		101 or more	Ea	120.-
240	Remove Sign from Post	1 to 10	Ea	75.-
241		11 to 20	Ea	75.-
242		21 to 100	Ea	75.-
243		101 or more	Ea	75.-
244	Install Sign on New Post	1 to 10	Ea	100.-
245		11 to 20	Ea	100.-
246		21 to 100	Ea	100.-
247		101 or more	Ea	100.-

ITEM NO.	ITEM DESCRIPTION	ESTIMATED QUANTITY	UNIT	UNIT PRICE (IN FIGURES)
248	Install Sign on Existing Post	1 to 10	Ea	100.-
249		11 to 20	Ea	100.-
250		21 to 100	Ea	100.-
251		101 or more	Ea	100.-
252	Object Markers Type "K" or "L"	1 to 40	Ea	102.-
253		41 to 100	Ea	102.-
254		101 or more	Ea	102.-
255	Object Markers Type "N", "P", or "R"	1 to 40	Ea	102.-
256		41 to 100	Ea	102.-
257		101 or more	Ea	102.-
258	Loop Detectors	1 to 5	Ea	600.-
259		6 to 10	Ea	325.-
260		11 to 20	Ea	300.-
261		21 or more	Ea	18 225.- 375.-
262	Bicycle Loop Detectors	1 to 5	Ea	500.-
263		6 to 10	Ea	350.-
264		11 or more	Ea	300.-
265	Traffic Signal Conduit, 3" Diameter	30 to 120	LF	85.-
266		121 or more	LF	60.-
267	Install Traffic Signal Pull Box	1 or more	Ea	600.-
268	Surcharge for Airport Projects, 1 to 5 Working Days Duration	1	LS	1,000

ITEM NO.	ITEM DESCRIPTION	ESTIMATED QUANTITY	UNIT	UNIT PRICE (IN FIGURES)
269	Surcharge for Airport Projects, 6 to 10 Working Days Duration	1	LS	
270	Surcharge for Airport Projects, 11 to 15 Working Days Duration	1	LS	
271	PVC Schedule 40 Conduit, 4" Thick	1 to 100	LF	46. ⁰⁰
272		101 to 500	LF	44. ⁰⁰
273		501 to 1,000	LF	42. ⁰⁰
274		1,001 or more	LF	38. ⁰⁰

Where did your company first hear about this City of Long Beach Public Works' project?
