

**AMENDMENT NO. ONE TO CONTRACT NO. 29997 29997**

**RE: Renewal No. One of Contract No. 29997 for Providing Hazardous Waste Removal Services to the City of Long Beach (PA00607; BPLB07000047)**

This Amendment to Contract is made and entered as of February 14, 2008 by and between the CITY OF LONG BEACH, a municipal corporation, and Ocean Blue Environmental Services, Inc (Contractor)


Contract No. 29997 is amended by mutual agreement of the parties and as indicated below by a check or other mark preceding the appropriate amendment:


- 1. The term is extended to May 1, 2009.
- 2. \$908,000 has been added to the 1st renewal term for a total ("not to exceed") amount of \$1,816,000.
- 3. Prices during this period shall remain firm.
- 4. The price for certain items shall be increased as shown on Exhibit "A", which is attached hereto and incorporated herein by this reference.
- 5. The price for certain items shall be decreased as shown on Exhibit "A", which is attached hereto and incorporated herein by this reference. *3.45% increase across the board. See attach State's CPI index chart.*
- 6. The discount offered to the City is increased by \_\_\_ %.
- 7. The items or locations identified on Exhibit "B", which is attached hereto and incorporated herein by this reference, are hereby deleted from the Contract.
- 8. The locations identified on Exhibit "B", which is attached hereto and incorporated herein by this reference, are hereby added to the Contract.
- 9. Current permits, licenses, insurance and other required information are enclosed as Addendum No. 1.

Except as expressly amended above, all terms and conditions in this Contract are ratified and confirmed and remain in full force and effect. Executed with all formalities required by law as of the date first stated above.

Attach Notary if Out-of-State Contractor

CONTRACTOR:

  
 \_\_\_\_\_  
 (Signature)  
 Ron Dare  
 \_\_\_\_\_  
 (Print / Type Name)


  
 \_\_\_\_\_  
 (Signature)  
 Moonho C. Lee  
 \_\_\_\_\_  
 (Print / Type Name)

President / Vice President / Secretary / Treasurer  
 (circle one)

President / Vice President / Secretary / Treasurer  
 (circle one)

THE CITY OF LONG BEACH:

By:  **Assistant City Manager**  
 \_\_\_\_\_  
 City Manager

Approved as to form:  
 ROBERT E. SHANNON, City Attorney  
 By:   
 \_\_\_\_\_  
 Deputy

**EXECUTED PURSUANT TO SECTION 301 OF THE CITY CHARTER.**

<http://www.dir.ca.gov/DLSR>

CONSUMER PRICE INDEX - CALIFORNIA  
Los Angeles-Riverside-Orange Co., San Francisco-Oakland-San Jose, San Diego  
United States City Average, 2006-2007

All Items  
1982 - 1984 = 100

Year & Month	All Urban Consumers					Urban Wage Earners and Clerical Workers				
	California <sup>a</sup>	Los Angeles <sup>b</sup> Riverside Orange Co.	San Francisco <sup>b</sup> Oakland San Jose	San Diego <sup>b</sup>	U.S. City <sup>b</sup> Average	California <sup>a</sup>	Los Angeles <sup>b</sup> Riverside Orange Co.	San Francisco <sup>b</sup> Oakland San Jose	San Diego <sup>b</sup>	U.S. City <sup>b</sup> Average
2006 January	-	206.0	b		198.3	-	198.3	b		194.0
February	207.8	207.5	207.1		198.7	200.4	199.9	202.5		194.2
March	-	208.5	b		199.8	-	200.8	b		195.3
April	210.5	210.5	208.9		201.5	203.2	202.9	204.9		197.2
May	-	212.4	b		202.5	-	205.0	b		198.2
June	210.9	211.1	209.1	226.7	202.9	204.2	204.2	205.2	211.7	198.6
July	-	211.4	b		203.5	-	204.5	b		199.2
August	212.0	211.9	210.7		203.9	205.2	205.0	206.7		199.6
September	-	212.9	b		202.9	-	205.3	b		198.4
October	211.8	211.4	211.0		201.8	204.0	203.5	206.2		197.0
November	-	211.1	b		201.5	-	203.3	b		196.8
December	211.0	210.6	210.4	229.6	201.8	203.4	202.9	205.6	214.8	197.2
Annual Average	210.5	210.4	209.2	228.1	201.6	203.3	203.0	204.9	213.2	197.1
2007 January	-	212.584	b		202.416	-	204.498	b		197.559
February	214.910	214.760	213.688		203.499	206.994	206.632	208.803		198.544
March	-	216.500	b		205.352	-	208.929	b		200.612
April	217.704	217.845	215.842		206.686	210.187	210.195	211.189		202.130
May	-	218.596	b		207.949	-	211.145	b		203.661
June	217.404	217.273	216.123	231.870	208.352	209.859	209.614	211.422	217.062	203.906
July	-	217.454	b		208.299	-	209.444	b		203.700
August	217.480	217.330	216.240		207.917	209.663	209.240	211.620		203.199
September	-	217.697	b		208.490	-	209.849	b		203.889
October	218.959	218.696	217.949		208.936	211.522	211.259	213.133		204.338
November										
December										
Annual Average										

$$\frac{218.696 - 211.4}{211.4} = 3.45\%$$

<sup>a</sup> Weighted average of the consumer price indexes for Los Angeles-Anaheim-Riverside and San Francisco-Oakland-San Jose. A conversion factor has been included for comparability of 1987 data with 1986 and prior years. Computed by the Department of Industrial Relations, Division of Labor Statistics and Research from indexes issued by the U.S. Department of Labor.

<sup>b</sup> Source: U.S. Department of Labor, Bureau of Labor Statistics. Beginning with January 1998 data, indices for San Francisco-Oakland-San Jose will be published bi-monthly on even months only (February, April, June, etc.). Beginning with the January 2007 data, indices published by the Bureau of Labor Statistics will be rounded to three decimal places (see <http://www.bls.gov/cpi/cpithreedec.htm>). The California indices conform to this change.