



R-9

Date: February 14, 2012
To: Honorable Mayor and City Council
From: Councilmember Robert Garcia, Chair, Public Safety Committee
Subject: **POLICE ACADEMY FUNDING**

The Public Safety Committee, at its meeting held Tuesday, January 31, 2012, approved the following recommendation, which it submits to the Council for full review:

It is the recommendation of the Public Safety Committee to request full Council to direct City Manager to prepare a multi-year Police Academy and Recruitment Plan, in accordance with the adopted budget, and present it to Council during the March budget update.

Respectfully submitted,


PUBLIC SAFETY COMMITTEE

Councilmember Robert Garcia, Chair

Prepared by:
Gloria Harper

Public Safety Committee
Police Department Update

January 31, 2012



Agenda

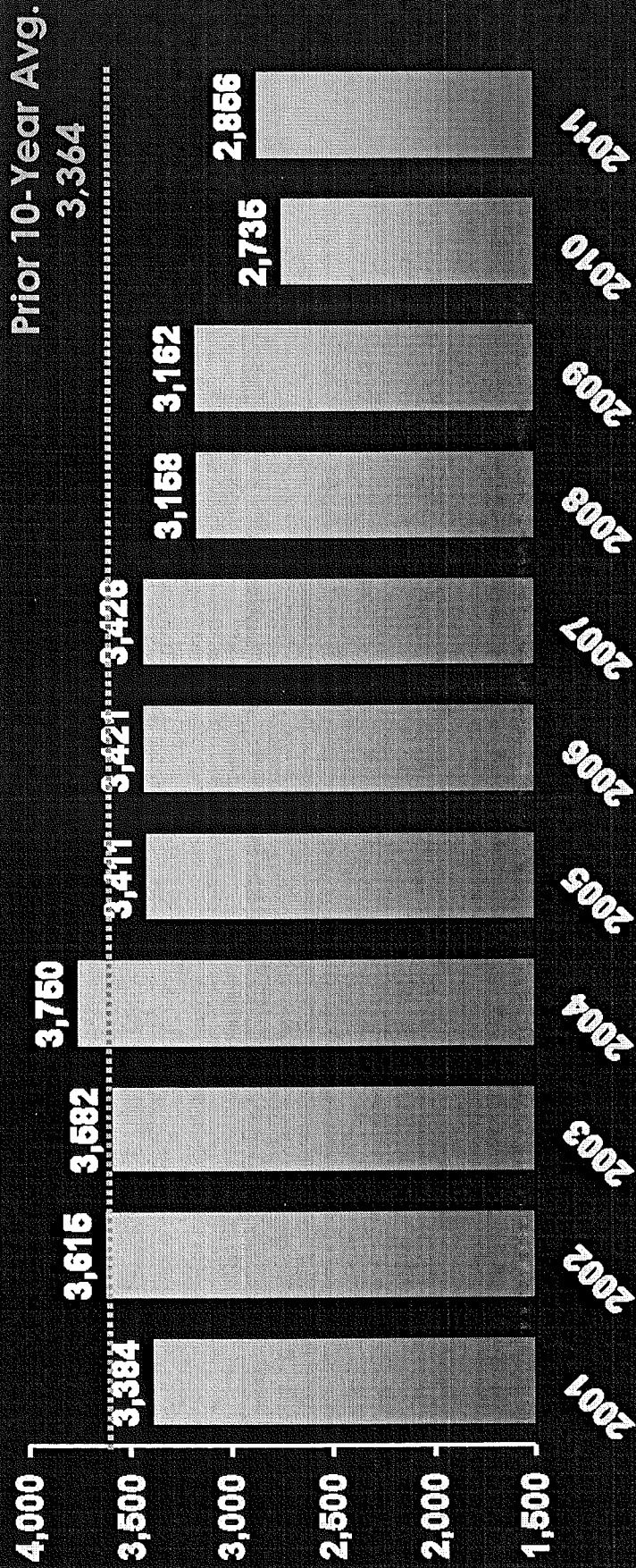
- 2011 Year End Crime Statistics
- Sworn Officer Staffing Level for FY 12
- LBPD Force Multipliers
- FY 12 Budget
- Budget Issues Immediately Facing LBPD
- FY 13 Budget
- Street Lighting

Crime Summary

- 2010 Stats – Lowest in 40 years
- 2011 Stats – Some crimes are trending up, but still below 10-year averages
- Technology enhancements help
- Community assistance always required

Violent Crimes*

2001-2011



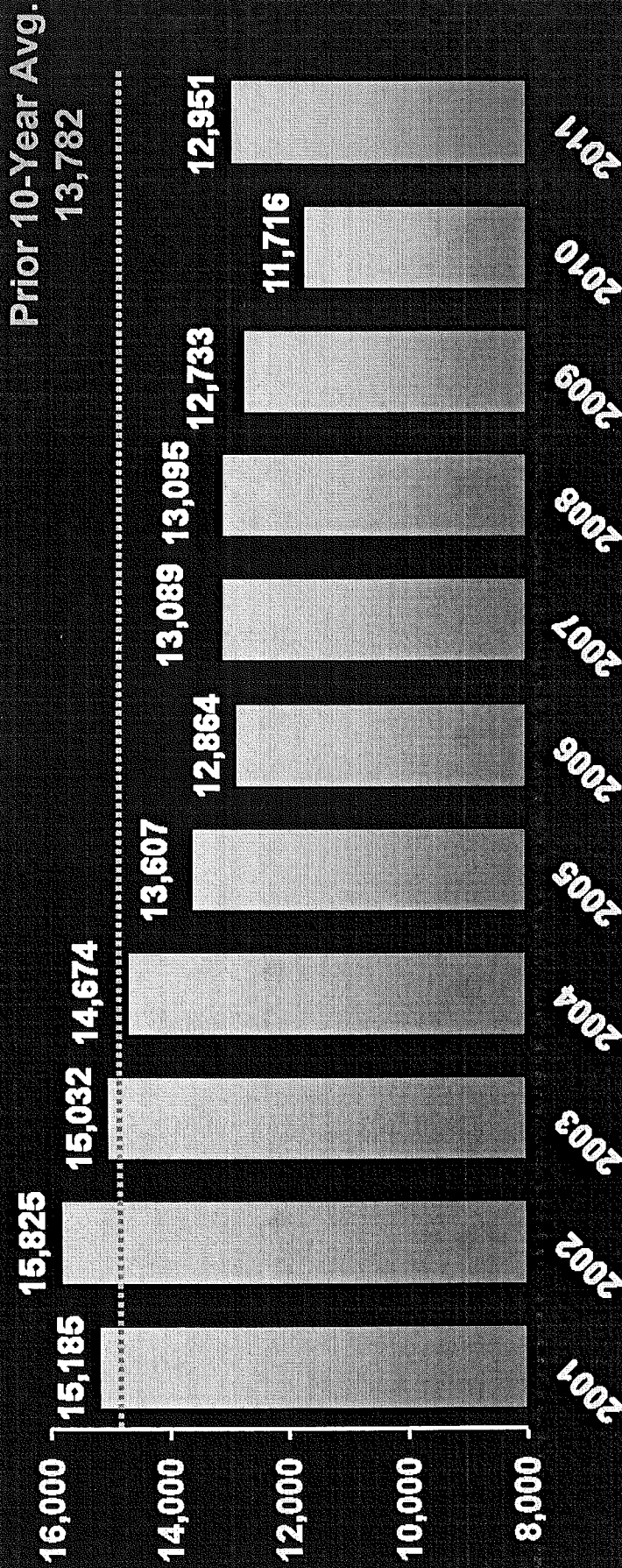
* Violent Crimes include Murder, Rape, Robbery, and Aggravated Assault

Violent Crimes

	2010	2011	Increase (Decrease)
Murders	31	25	(19.4%)
Rapes	134	112	(16.4%)
Robberies	1,209	1,319	9.1%
Aggravated Assaults	1,370	1,400	2.2%
TOTAL	2,744	2,856	4.4%

Property Crimes*

2001-2011



* Property crimes include Burglary, Larceny (theft), Auto Theft, and Arson

Property Crimes

Burglaries

	2010	2011	Increase (Decrease)
Residential	1,791	1,995	11.4%
Garage	351	346	(1.4%)
Commercial	787	935	18.8%
BURGLARY TOTAL	2,929	3,276	11.8%

Property Crimes

Larcenies


	2010	2011	Increase (Decrease)
Auto Burglaries	2,000	2,327	16.4%
Grand Thefts	1,204	1,382	14.8%
Petty Thefts > \$50	967	1,016	5.1%
Petty Thefts < \$50	1,678	1,779	6.0%
Bike Thefts	674	825	22.4%
LARCENY TOTAL	6,523	7,329	12.4%

Property Crimes

TOTALS

	2010	2011	Increase (Decrease)
GRAND THEFT AUTO	2,190	2,213	1.1%
ARSONS	74	133	79.7%
BURGLARIES	2,929	3,276	11.8%
LARCENIES	6,523	7,329	12.5%
PROPERTY CRIME TOTALS	11,716	12,951	10.5%

Sworn Staffing History (Budgeted Full-time Equivalents)



Annual totals include Recruit positions regardless of whether or not an Academy was held and Recruit positions were filled

Actual Sworn Staffing

(As of January 31, 2012)

Rank	Budget	Actual
Chief	1	1
Deputy Chief	3	3
Commander	11	10
Lieutenant	29	27
Sergeant	107	104
Corporal	11	11
Officer	673	669
TOTALS	835	825

Recruit	17*	0
---------	-----	---

*Funding for Recruits is being used to fund overfills

Actual Sworn Staffing

(As of January 31, 2012)

Rank	Budget	Actual
Chief	1	1
Deputy Chief	3	3
Commander	11	10
Lieutenant	29	27
Sergeant	107	104
Corporal	11	11
Officer	673	669
TOTALS	835	825



Recruit	17*	0
---------	-----	---

*Funding for Recruits is being used to fund overfills

Force Multipliers

Crime Hot Spots Eliminated



- Willow Liquor Store
- PCH Liquor Store
- El Paisano Bar
- Locust Apartments
- Courtyards Apartments:
46 rehabilitated units at
four locations
- Abandoned Structures
at LB Blvd. & 10th St.



Force Multipliers


Cameras

- Camera Placement
 - Parks
 - NLB Bridges
 - Pine Ave.
 - Pike/LBCEC
 - Promenade
 - Mobile Units
- LB COP/ECOC Camera Monitoring Station
- Camera Policy
 - CUPs
 - Variances
 - Entertainment Licenses



Force Multipliers


New Fleet & Technology



- Helicopters
 - 2 "New" Aircraft
 - Video Link Technology

- Police Cars

- 126 new Crown Victorias



- Motorcycles


- Switch to BMW from Kawasaki

- Boats

- New command and patrol boats for the harbor

Force Multipliers

Community



- Community Watch
- Community Camera Partnership
 - E. Anaheim Business District
 - Apartment Owners Association
 - Private Businesses
- I-Tip
- Nixle
- Safe Recovery

FY 12 Budget

Adopted

FY 12 GF Reduction: \$9.39 million
75.5 FTEs (32.0 sworn)

Fund Expenditures

Fund	Expenditures
General	\$185,779,379
Includes MOUs/Agreements with Airport, LBUSD, LBCC, Long Beach Transit	
General Grants	\$3,800,000
Tidelands	\$8,142,305
Includes MOU with Harbor	
Prop H.	\$1,552,343
TOTAL	\$199,274,027

FY 12 Budget

Upland Oil Revenue One-Time Allocations

	Amount
POA Agreement	\$1,575,000
Attrition & Pension Liability	\$1,000,000
Overtime for Prisoner Release, Etc.	\$2,200,000
Technology Upgrades for Cars & Security Cameras in Top Crime Locations	\$650,000
Academy Sewer	\$100,000
Gunfire Detection Technology	\$350,000
TOTAL	\$5,875,000

Budget Issues Immediately Facing LCPD

Academy	\$1.5 m	17 vacant Recruit positions used to fund overfills
Tiburon Software	\$1.2m - \$3m	Software license expires in 2014
Toughbooks	\$1m	Computer units are failing, up to 30-minute boot-up time
Dispatch Merger	Undetermined	Cross-training, technology upgrades
East Substation	\$3.5m	Cost if RDA unable to fund
Academy Sewer	\$80,000	FY 12 one-time amount is not sufficient to fix problem
New Motorcycles	\$1.2m	New units needed

FY 13 Budget




- Per the 3-Year Budget Outlook (prepared for FY 12), the General Fund Deficit is projected to be \$14 million
- LBPD's proportionate share of this reduction is \$6.8 million (Not adjusted for negotiated pension reforms)
- An Academy plan must be developed in the context of the budget process
- Additionally, decisions will need to be made as to the most effective use of resources – staffing needs vs. capital needs (technology, fleet, infrastructure)

Academy Planning

Attrition can be mitigated in two ways:

- **Lateral Academy (3-5 months)**
Advertising & Assessment
Hiring & Training
- **Police Academy (16-18 months)**
Recruiting, Testing & Assessment
Hiring & Training

Street Lighting



The Brighter, the Better

Public Safety Committee
Police Department Update

January 31, 2012

