

**CHANGE ORDER(s)**

**AND/OR**

**LETTER(s) OF EXTENSION**


--

**CONTRACT CHANGE ORDER AUTHORIZATION NO. 006  
DATED JULY 16, 2020**

---

**FILED WITH CONTRACT #35227**

**(W.M KLORMAN CONSTRUCTION CORPORATION)**



**City of Long Beach**  
**Working Together to Serve**

**Memorandum**

**Date:** August 25, 2020  
**To:** Alvin Papa, City Engineer  
**From:** Marilyn Surakus, Project Management Officer  
**Subject:** **CONTRACT CHANGE ORDER TRANSMITTAL MEMO**

---

PROJECT: Contract No. 35227, Munis No. 3003150007, Public Safety Garage Project

CONTRACTOR: Klorman Construction

CCO#: 006

ORIGINATED FROM: Project Management

SOURCE OF FUNDING: City Bond

REASON: See Attached

COST (CCO #006): \$ 2,848.97 ✓

ORIGINAL CONTRACT: \$ 9,279,400.00

ORIGINAL APPROVED  
CONTINGENCY  
(10%): \$ 927,940.00

ORIGINAL CONTRACT +  
CONTINGENCY (NOT TO  
EXCEED): \$ 10,207,340.00

TOTAL OF ALL CCOs TO DATE  
(INCLUDING THIS CCO): \$ 663,011.31 ✓

TOTAL PERCENT (%) OF  
CONTINGENCY USED TO DATE: 71.4% ✓

CONTINGENCY REMAINING TO  
DATE: \$ 264,928.69

OFFICE OF THE CITY MANAGER  
CITY OF LONG BEACH  
LONG BEACH, CA 90802

Klorman Construction  
23047 Ventura Blvd.  
Woodland Hills, CA 91364.

Date: 7/16/2020

CONTRACT NO.: 35227  
PROJECT NO.: 3003150007

PROJECT: PUBLIC SAFETY PARKING GARAGE

CONTRACT: CHANGE ORDER AUTHORIZATION NO. 6

PART 1 REASON FOR CHANGE

This Change Order is required to cover the following:

- 1.1. To City has requested an elevation survey to be completed along the section of Chestnut Ave., between Broadway and the new City Hall building. The purpose of the survey is to coordinate the design of the Chestnut Ave. sidewalk improvements and the design of the Public Safety Garage Project. The elevation survey data is required for the following purposes;
  - 1.1.1. For the design of the elevations of the Parking Structure drains that will discharge through the curb face of the proposed widened sidewalk..
  - 1.1.2. For the design of the crossfalls on the new widened sidewalk
  - 1.1.3. For the design of the elevations at the interfaces between the sidewalk and the Driveways, located on this section of Chestnut Ave. .

PART 2 DESCRIPTION OF CHANGE

2.1. The scope of work includes the following:

- i. Mark out proposed new flow line on the West side of Chestnut Ave. based on the widened sidewalk design
- ii. Record the existing elevations of the street along the proposed flow line at 10 FT intervals.
- iii. Obtain cross section elevations at 20 FT intervals along the section of Chestnut Ave, between Broadway and the new City Hall Building
- iv. Obtain profile elevations along centerline, and existing flow lines of Chestnut Ave, between Broadway and the new City Hall Building
- v. Obtain profile elevation along the location of the new proposed flow line between Broadway and the new City Hall Building
- vi. Check elevations of proposed drain lines from the parking structure at gridline 12
- vii. Check the back of sidewalk elevations at the following locations:
  - a. Entrance to the booking tunnel

- b. Driveway into small parking lot, located at the S/W corner of Broadway & Chestnut
- c. At the proposed main entrance/exit to new parking structure

### PART 3 CHANGE IN CONTRACT AMOUNT

#### A. BID ITEM QUANTITY ADJUSTMENTS

None

#### B. EXTRA WORK/AGREED PRICE

In accordance with procedures for changes in the work established in the specifications, you are authorized to do the following:

- i. Mark out proposed new flow line on the West side of Chestnut Ave., based on the widened sidewalk design.
- ii. Record the existing elevations of the street along the proposed flow line at 10 FT intervals.
- iii. Obtain cross section elevations at 20 FT intervals along the section of Chestnut Ave, between Broadway and the new City Hall Building
- iv. Obtain profile elevations along centerline, and existing flow lines of Chestnut Ave, between Broadway and the new City Hall Building
- v. Obtain profile elevation along the location of the new proposed flow line between Broadway and the new City Hall Building
- vi. Check elevations of proposed drain lines from parking structure at gridline 12
- vii. Check the back of sidewalk elevations at the following locations:
  - a. Entrance to the booking tunnel
  - b. Driveway into small parking lot, located at the S/W corner of Broadway & Chestnut
  - c. At proposed main entrance/exit to new parking structure

- 3.1. This payment includes costs for all labor, supervision, materials, tools, equipment and incidentals required to complete the following scope of work in place:

- i. Mark out proposed new flow line on the West side of Chestnut Ave., based on the widened sidewalk design.
- ii. Record the existing elevations of the street along the proposed flow line at 10 FT intervals.
- iii. Obtain cross section elevations at 20 FT intervals along the section of Chestnut Ave, between Broadway and the new City Hall Building
- iv. Obtain profile elevations along centerline, and existing flow lines of Chestnut Ave, between Broadway and the new City Hall Building
- v. Obtain profile elevation along the location of the new proposed flow line between Broadway and the new City Hall Building
- vi. Check elevations of proposed drain lines from parking structure at gridline 12

- vii. Check the back of sidewalk elevations at the following locations:
- a. Entrance to the booking tunnel
  - b. Driveway into small parking lot, located at the S/W corner of Broadway & Chestnut
  - c. At proposed main entrance/exit to new parking structure

The payment for the above shall not exceed \$2,848.97

- Net Bid Item Quantity Adjustment	= \$ 0.00
- Net Extra Work / Agreed Price	= \$ 2,848.97
- Net to Contract Cost	= \$ 2,848.97

[Balance of page intentionally left blank]

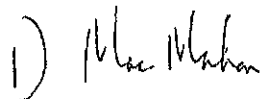
#### PART 4 CHANGE IN CONTRACT TIME

Time for completion of all work under the contract will be extended zero (0) Working Days beyond the Bureau Manager's Signature.

By signing this change order, the Contractor acknowledges that it is familiar with California Civil Code Section 1542, which reads: "A general release does not extend to claims which the creditor does not know or suspect to exist in his favor at the time of executing the release, which if known by him must have materially affected his settlement with the debtor;" and Contractor hereby releases the City from any unknown claims and waives its rights under Section 1542.


The Prices set forth herein above shall be considered full compensation for all obligations of the Contractor associated with this change order, and the City will not be liable for any claim of the Contractor for delays or extra compensation resulting from performance of the requirements of this change order.

Recommended By:

 07/28/2020  
\_\_\_\_\_  
Project Manager (Date)


 07/28/20  
\_\_\_\_\_  
Construction Manager (Date)

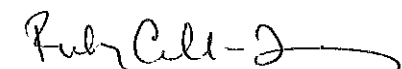
 11/24/20  
\_\_\_\_\_  
Project Management Officer (Date)

 Feb 10, 2021  
\_\_\_\_\_  
City Engineer (Date)

Approved By:

 7/17/20  
\_\_\_\_\_  
Contractor (Date)

 11/24/20  
\_\_\_\_\_  
Bureau Manager (Date)

 2/17/21  
\_\_\_\_\_  
Financial Management (Date)