

Airport Advisory Commission

Roland B. Scott, Jr.
Chair

Hal Gosling
Vice Chair

Christopher A. Coronado

Elizabeth Cruz

Gerald Mineghino

Glenn Ray

Mark Shandrow

Karen Sherman

Airport Management

Mario Rodriguez
Airport Director

Ken Mason
Executive Assistant

Carolyn Carlton-Lowe
Operations & Facilities
Bureau Manager

Claudia Lewis
Administrative Officer

Fred Pena
Facilities Management Officer

Karl Zittel
Acting Airside Operations Superintendent

Kerry Gerot
Public Affairs Officer



**LONG BEACH
AIRPORT**

Building a Better Way to Fly



Long Beach Airport Monthly Noise Report May 2013

COMMERCIAL AIRCRAFT LATE NIGHT ACTIVITY
LGB Current Month & Calendar Year-To-Date Statistics (10 PM- 7AM)
May 2013

				CY-T-D 2013		
May				2013	2012	Change
10PM - 11PM Activity	2013	2012	Change	2013	2012	Change
April 2013 Operations Data						
Air Carrier & Commuter Operations	2,215	2,470	-10.3%	8,657	9,611	-9.9%
Alaska / Horizon	0	0		0	0	
Allegiant	0	0		0	0	
Delta / Skywest	1	0	100.0%	6	4	50.0%
FedEx	0	0		0	0	
Frontier	0	0		0	0	
JetBlue	10	14	-28.6%	72	69	4.3%
UPS	0	0		0	0	
US Airways	0	1	-100.0%	1	9	-88.9%
Subtotal 10PM-11PM	11	15	-26.7%	79	82	-3.7%
11PM- 7AM Activity						
	2013	2012	Change	2013	2012	Change
Alaska / Horizon	0	0		0	0	
Allegiant	0	0		0	0	
Delta / Skywest	0	0		1	0	100.0%
FedEx	0	0		0	0	
Frontier	0	0		0	0	
JetBlue	6	6	0.0%	22	27	-18.5%
UPS	0	0		0	0	
US Airways	1	0	100.0%	3	2	50.0%
Subtotal 11PM-7AM	7	6	16.7%	26	29	-10.3%
TOTAL	18	21	-14.3%	105	111	-5.4%

Notes: (APRIL 2013)

1.2% (27 of 2,215) of total commercial operations occurred between 10pm - 7am.

0.9 flights - Nightly average for all late night commercial flights, includes unanticipated delays.

0.1 flights - Nightly average for commercial flights after 11 PM.

AIRPORT OPERATIONS & AIRCRAFT NOISE VIOLATIONS

LGB Current Month & Calendar Year-To-Date Statistics

May 2013

May				CY-T-D 2013		
Air Carrier Noise Violations	2013	2012	Change	2013	2012	Change
Alaska/Horizon	0	0		0	0	
Allegiant	0	0		0	0	
Delta/Skywest	0	0		0	0	
FedEx	0	0		0	0	
JetBlue	9	7	28.6%	37	32	15.6%
UPS	0	0		1	0	100.0%
US Airways	0	0		0	3	-100.0%
Subtotal	9	7	28.6%	38	35	8.6%
Commuter Noise Violations	2013	2012	Change	2013	2012	Change
Alaska / Horizon	0	0		0	0	
Delta / Skywest	0	0		1	0	
US Airways	0	0		0	0	
Subtotal	0	0		1	0	100.0%
Non-Commercial Noise Violations	2013	2012	Change	2013	2012	Change
All GA, Charter & Other	13	9	44.4%	57	49	16.3%
TOTAL	22	16	37.5%	87	77	13.0%
Monetary Fines						
LBMC 16.43.090E Airport Surcharges	\$2,500	\$1,300		\$8,000	\$4,800	
LBMC 16.43.100 JBU Consent Decree	\$18,000	\$24,000		\$60,000	\$54,000	
TOTAL	\$8,400	\$12,700		\$68,000	\$58,800	
Airport Operations (FAA) April 2013	2013	2012	Change	2013	2012	Change
Air Carrier + Commuter Carriers	2,215	2,470	-10.3%	8,657	9,611	-9.9%
Air Taxi + General Aviation	21,296	21,418	-0.6%	79,737	83,059	-4.0%
Military Operations	134	69	94.1%	394	350	12.6%
Total Aircraft Operations	23,645	23,957	-1.3%	88,788	93,020	-4.5%

Notes:

0.1% (20 of 23,645) of the Airport's total aircraft operations (Commercial & GA) resulted in an aircraft noise violation.

0.4% of the Airports Commercial operations (Commercial & Commuter) resulted in an aircraft noise violation.

32.6% (16 of the 49) of JetBlue's violations for YTD 2013 can be attributed to activity between 10 PM - 11PM. This activity did not meet the criteria for Unanticipated Delay, and therefore a LBMC 16.43 violation of \$300 was issued for each occurrence.

AIRCRAFT NOISE VIOLATORS

May 2013

OWNER NAME	DATE	TIME	A/D	RWY	A/C TYPE	NMTID	SEL	LIMIT	STATUS
Matadoro Mgmt. Investments LLC and Aosky Corporation	5/1/2013	5:37:33 AM	D	30	G200	9	90.9	79.0	VIOLATION
Olympia Aviation	5/1/2013	10:16:25 PM	A	30	DC-9-81	10	96.5	90.0	VIOLATION
Desert Rain Aviation Inc.	5/1/2013	5:49:58 AM	D	30	C525	9	86.3	79.0	VIOLATION
Private	5/4/2013	12:34:26 AM	A	25L	C172P	-	-	-	VIOLATION
JetBlue Airways Corporation	5/8/2013	10:34:32 PM	A	30	A320	10	94.0	90.0	VIOLATION
H&S Air LLC	5/8/2013	11:20:11 PM	D	30	GIV-X	9	82.5	79.0	VIOLATION
JetBlue Airways Corporation	5/9/2013	11:27:51 PM	A	30	A320	10	94.0	79.0	ALT ENF & VIO
Bank of Utah Trustee	5/9/2013	12:56:00 AM	A	30	GLF3	10	90.2	79.0	VIOLATION
JetBlue Airways Corporation	5/11/2013	10:11:41 PM	D	30	A320	9	95.7	90.0	VIOLATION
NetJets Inc.	5/12/2013	11:14:04 PM	D	30	C750	9	86.0	79.0	VIOLATION
BMI Air LLC	5/18/2013	11:56:03 PM	A	30	DA40	10	82.3	79.0	VIOLATION
Flight Options Inc	5/18/2013	11:23:21 PM	A	30	BE40	10	88.3	79.0	VIOLATION
JetBlue Airways Corporation	5/21/2013	10:43:57 PM	D	30	A320	9	95.9	90.0	VIOLATION
Bank of Utah Trustee	5/21/2013	9:00:40 PM	A	30	G-1159A	10	103.8	101.5	VIOLATION
Jet Direct LLC	5/23/2013	11:05:46 PM	D	30	G-1159B	9	105.5	79.0	VIOLATION
JetBlue Airways Corporation	5/23/2013	1:02:22 AM	A	30	A320	10	93.5	79.0	ALT ENF & VIO
JetBlue Airways Corporation	5/23/2013	1:20:52 AM	D	30	A320	9	91.3	79.0	ALT ENF & VIO
JetBlue Airways Corporation	5/23/2013	11:55:54 PM	A	30	A320	10	93.4	79.0	ALT ENF & VIO
K-G Leasing LLC	5/25/2013	12:23:24 AM	D	30	DA40	9	83.0	79.0	VIOLATION
Sunrider Corporation	5/26/2013	4:40:07 PM	D	30	DC-9-87	9	105.1	102.5	VIOLATION
JetBlue Airways Corporation	5/27/2013	10:19:44 PM	A	30	A320	10	93.8	90.0	VIOLATION
JetBlue Airways Corporation	5/28/2013	1:10:54 AM	A	30	A320	10	93.6	79.0	ALT ENF & VIO

DEFINITIONS:

A/D/G — Arrival / Departure / Ground Operation

RWY — Runway

A/C Type — Aircraft Type

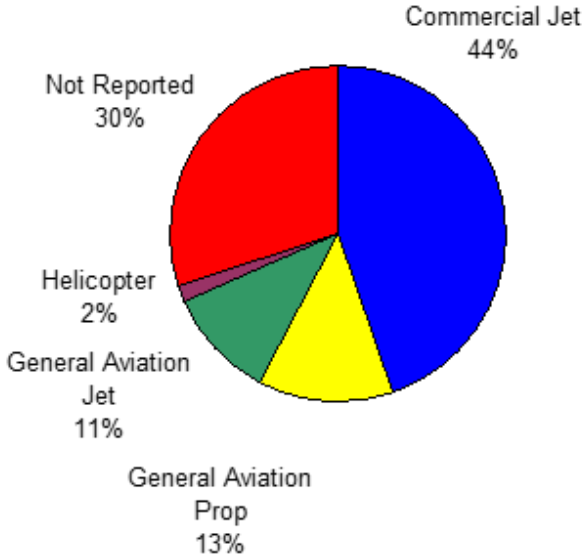
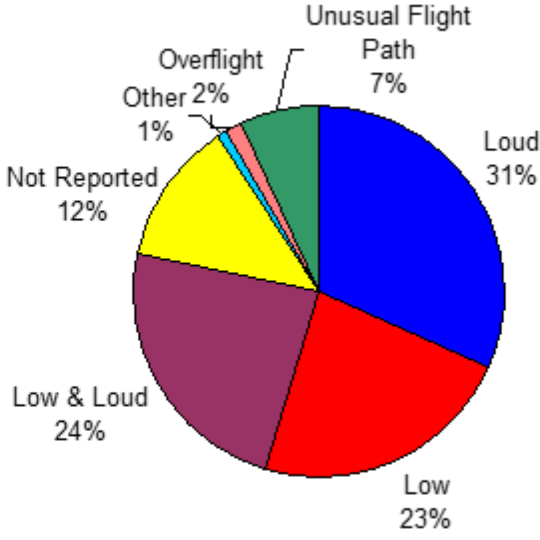
SEL — SENEL — Single Event Noise Equivalent Level

ALT ENF — Alternative Enforcement

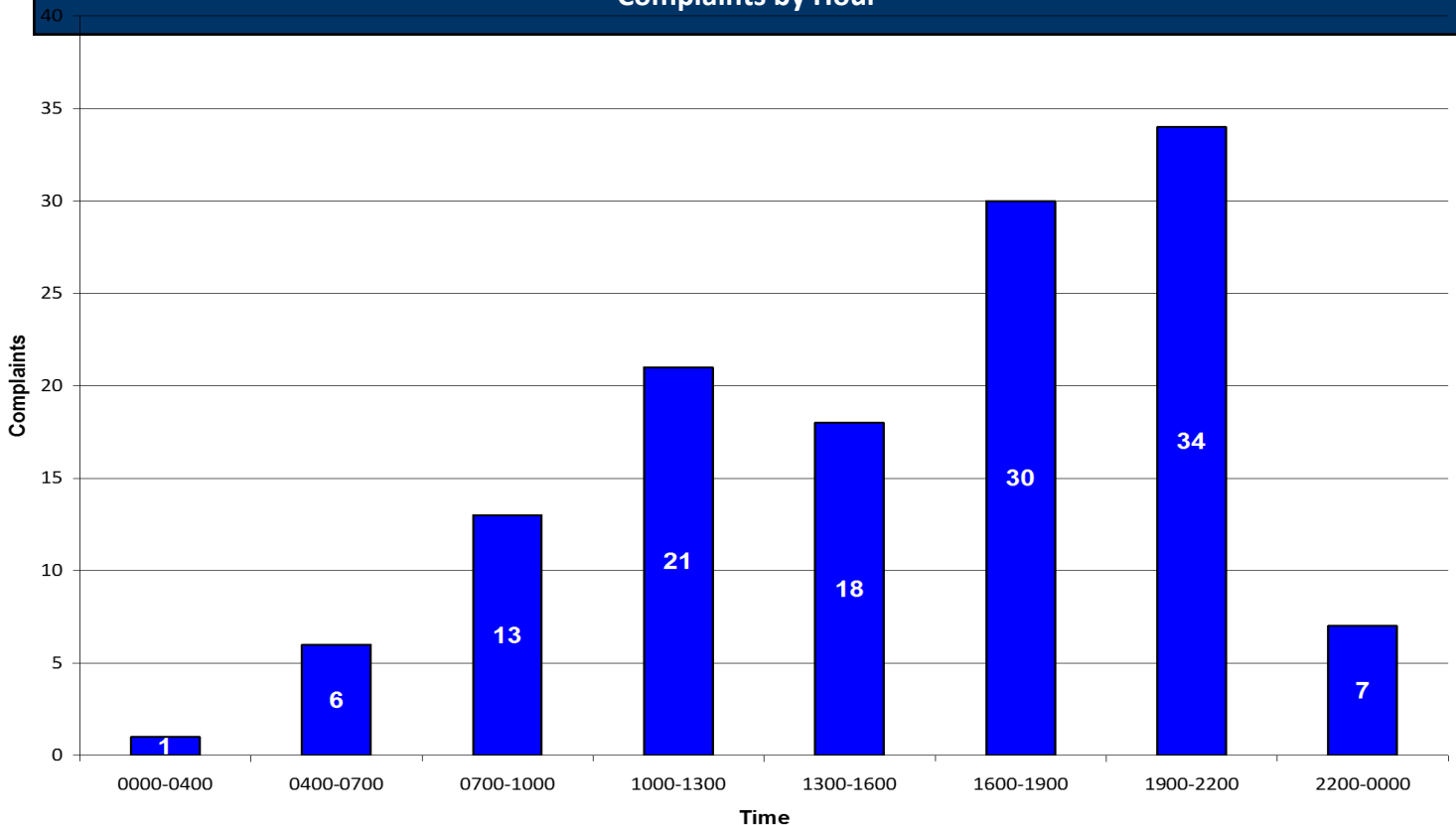
NMTID — Noise Monitor

LGB AIRCRAFT NOISE COMPLAINTS

May 2013

Complaints by Type of Aircraft	Complaints by Concern	Zip Code
		90501
		90755
		90805
		90806
		90807
		90808
		90814
		90815
		92612
		92626*
		92646
		92648
		92649
		Not Reported
Grand Total	130	

Complaints by Hour



* Complainants were limited to 30 total complaint submissions for this months report.



LONG BEACH AIRPORT

Building a Better Way to Fly



Long Beach Airport

4100 E. Donald Douglas Drive, Long Beach, CA 90808

www.lgb.org • lgbapt@longbeach.gov

Administration • (562) 570-2619