



TOWER GLAZING - SOUTH FACADE/ MAINTENANCE FACILITY  
GL1: HIGH PERFORMANCE LOW E INSULATED GLASS



TOWER GLAZING - SOUTH FACADE (CLERESTORY)  
GL3A: HIGH PERFORMANCE LOW E INSULATED GLASS




TOWER GLAZING - ATRIUM FACADES - SOUTH  
GL2C: HIGH PERFORMANCE LOW E INSULATED GLASS w/ FRIT PATTERN



TOWER GLAZING - NORTH FACADE / ATRIUM FACADES - NORTH & SOUTH  
GL2: HIGH PERFORMANCE LOW E INSULATED GLASS



TOWER CORES / MAINTENANCE FACILITY  
ARCHITECTURAL CONCRETE



TOWER CLADDING / MAINTENANCE FACILITY  
PAINTED ALUMINUM METAL PANEL



TOWER OBSERVATION DECK - PEDESTAL PAVING  
ARCHITECTURAL CONCRETE PAVING #4




TOWER OBSERVATION DECK - RIVER STONE  
LA PAT BLACK




OBSERVATION DECK - GREEN ROOF  
SERIUM PLANNING




LOBBY SKYLIGHT GLAZING  
HIGH PERFORMANCE LOW-E INSULATED GLASS W/ INTEGRATED PHOTO VOLTAGCS



BOARDROOM GLAZING  
GL4: LAMINATED LOW-IRON GLAZING W/ PVB INTERLAYER



LOBBY / BOARDROOM LOWSTORY GLAZING  
GL5: LAMINATED LOW-IRON GLASS



LOBBY GLAZING  
GL6: HIGH PERFORMANCE LOW-E INSULATED GLASS




LOBBY / BOARDROOM STONE CLADDING  
BASALT (HONED FINISH)

The Port of  
**LONG BEACH**  
ADMINISTRATION HEADQUARTERS & MAINTENANCE FACILITY

EXTERIOR BUILDING MATERIALS

Genster



GUARDRAILS / BOLLARDS  
BRUSHED STAINLESS STEEL



SITE PAVING  
ARCHITECTURAL CONCRETE PAVING #3



RIVER STONE  
YOSEMITE PEBBLE



CANOPY / METAL LOUVERS  
PAINTED ALUMINUM PANEL




SITE PAVING  
ARCHITECTURAL CONCRETE PAVING #2



SITE PAVING  
BASALT (FLAMED FINISH)



DECKING  
IPE WOOD (STAINED)



SITE PAVING  
ARCHITECTURAL CONCRETE PAVING #1



SITE PAVING  
TRAVERTINE (HONED FINISH)

The Port of  
**LONG BEACH**  
ADMINISTRATION HEADQUARTERS & MAINTENANCE FACILITY

SITE MATERIALS

Gensler