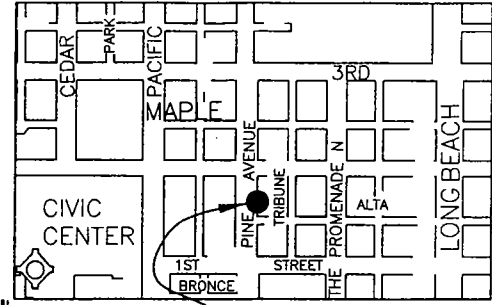
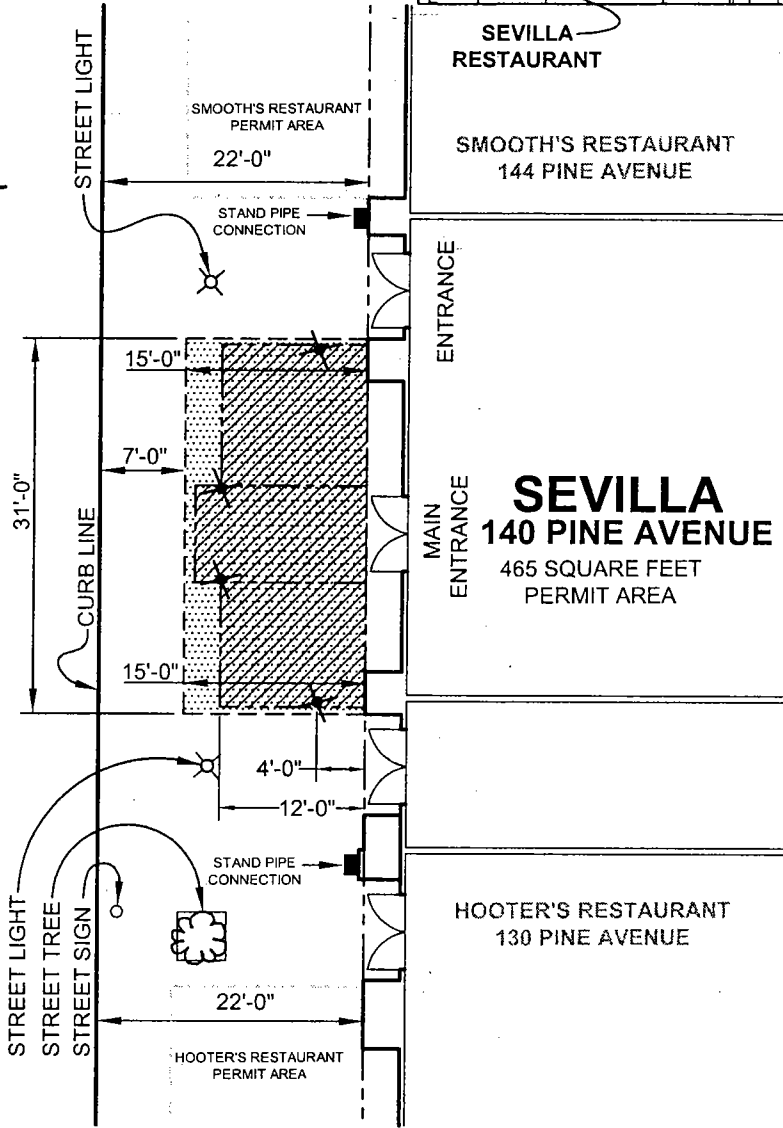





AVENUE

PINE



-  CANOPY SUPPORTS
-  SHOWS AREA OF PERMIT
-  SHOWS CANOPY LOCATION

CITY OF LONG BEACH - CALIFORNIA
 DEPARTMENT OF PUBLIC WORKS, ENGINEERING BUREAU

**PUBLIC WALKWAYS OCCUPANCY
 PERMIT**
 SEVILLA RESTAURANT
 140 PINE AVENUE

List of Approved Furnishings and Accessories
(Attachment to Public Walkways Occupancy Permit for Sidewalk Dining Purposes)

Restaurant: Sevilla Permittee: Café Sevilla of Long Beach, Inc.

Address: 140 Pine Avenue Telephone: (619) 520 - 6427

X Tables 7
number: _____

X Chairs 30
number: _____

0 Umbrella(s)
height & number: _____

X Heater(s)
height & number: 7

i Menu board
note: maximum height of 5 ft 6 in, maximum width of 2 ft
& none permitted in the coastal zone

i Waiter station
size: 5'-6" High X 5'-6" Wide

2 Planters for trees or other greenscaping
describe: 2 rectangular planters 2' x 2' x 3'
4 hanging baskets

Other: 3 ground supported canopies (see attached drawings)

X We intend to make occasional use of the permit area for live or recorded entertainment
(Note: 1. Television monitors are prohibited
2. A separate entertainment permit is required).

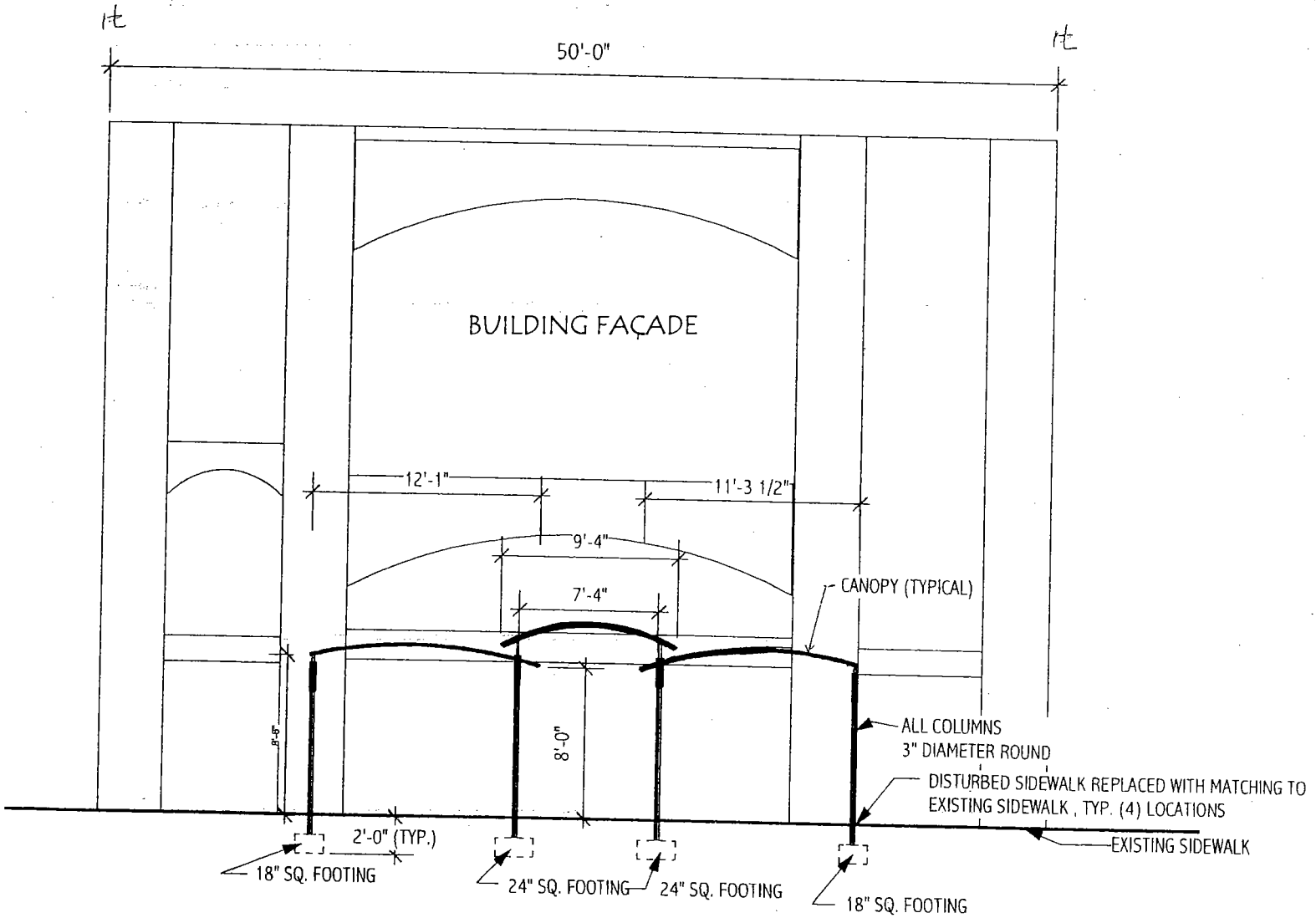
Permittee signature: Janet A. Huudobro

Date: 3-14-06

Print name here: JANET A. HUUDOBRO

This list of furnishings and accessories is effective only when attached to a completed Public Walkways Occupancy Permit.

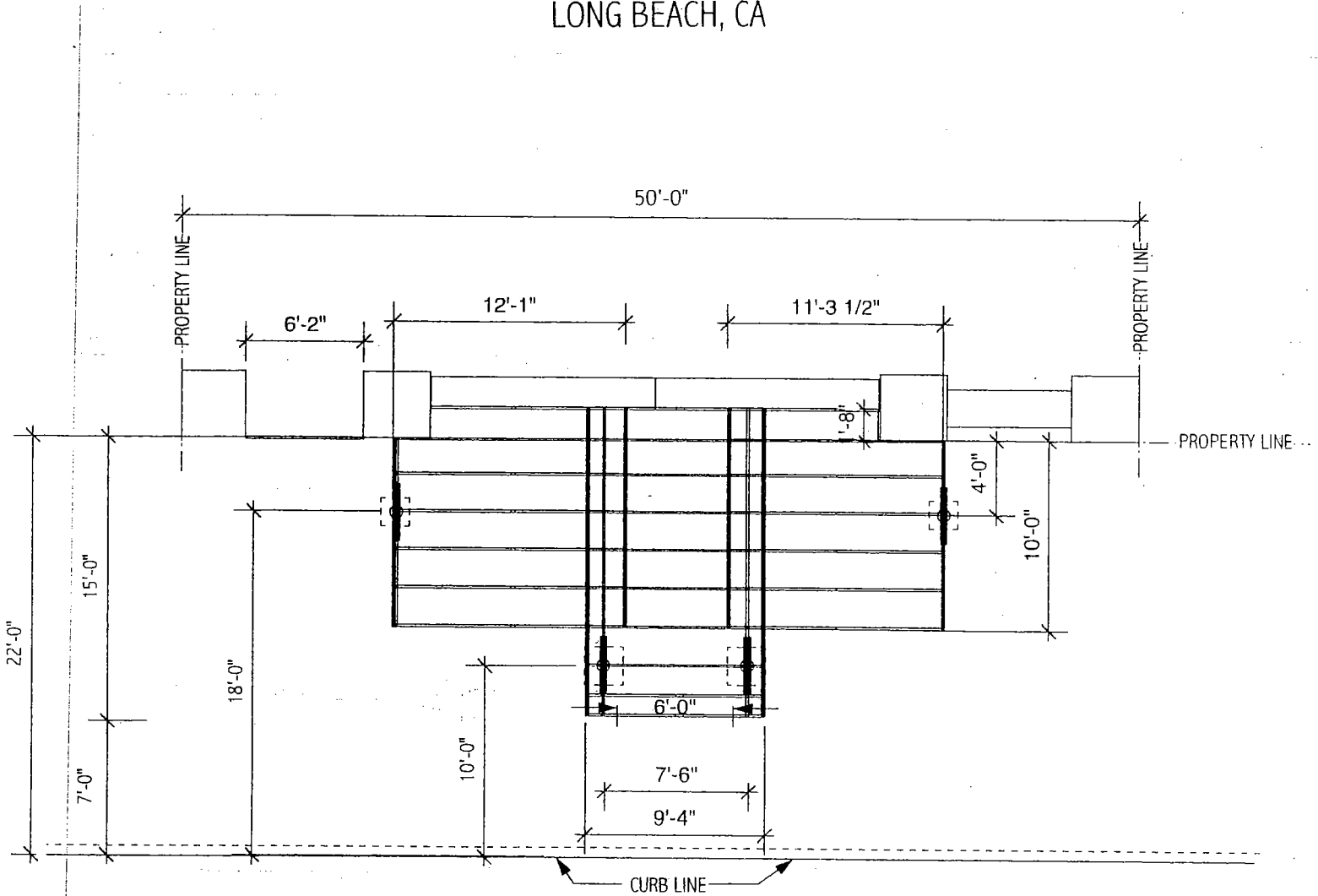
SEVILLA
140 PINE STREET
LONG BEACH, CA



FRONT VIEW
SCALE: 1/8"=1'-0"

CANOPY CONSTRUCTION DETAILS

SEVILLA
140 PINE STREET
LONG BEACH, CA



PLAN VIEW
SCALE: 1/8"=1'-0"

OVERHEAD VIEW OF CANOPY FRAME

Canopy Requirements and Description

Requirements

1. Permittee acknowledges that it is Permittee's obligation to comply with the requirements of the Fire, Health, and Planning & Building departments, including obtaining any separate permits required by those departments. In some cases, the requirements of those departments may limit the portion of the Permit Area that may be covered with a canopy, or whether a canopy can be permitted at all.
2. The dimensions of a proposed canopy over a Permit Area must be clearly indicated on Exhibit "A." **All of the canopy, including the foundations, must be contained within the Permit Area.**
3. A minimum clearance of 8 feet shall be provided underneath the canopy. Permission to place sidewalls or windbreaks is NOT included as part of this permit.
4. No canopy shall be installed in such a manner or location as to enclose, obstruct or impair the usefulness of any street light or any informational, parking or traffic control sign, or to enclose any street tree.
5. No signage or advertisements may be added without the specific review and written approval of the Planning Bureau's Zoning Officer and the Director of Public Works.
6. When this permit is terminated or revoked, Permittee is responsible for removing the foundations and restoring the surface of the Permit Area to the satisfaction of the city. Should Permittee fail or refuse to remove the obstructions, the City may do so and, in such event, the security deposit paid by Permittee shall be applied to the City's costs. Permittee shall reimburse the City for any costs in excess of the security deposit.

Description of Permitted Canopy

1. The canopy shall be solid maroon without pattern.
2. The canopy, in three sections, shall be supported by four 3-inch diameter tube columns. Two of the columns, placed 12 feet west of the front property line, will have 24-inch square foundations set 1 foot 6 inches below the sidewalk surface.