



CITY OF LONG BEACH

R-36

DEPARTMENT OF PUBLIC WORKS

333 West Ocean Boulevard • Long Beach, CA 90802 • (562) 570-6383 • FAX (562) 570-6012

January 23, 2007

HONORABLE MAYOR AND CITY COUNCIL
City of Long Beach
California

RECOMMENDATION:

Receive and file the attached Airport activities report. (District 5)

DISCUSSION

Included is the Monthly Airport Activity Report for November 2006.

Airport Passenger, General Aviation (GA) and Cargo Activity - The Monthly Airport Activity Report provides monthly and year-to-date statistics for airline passengers (total and enplaned), aircraft operations by user category, and cargo carrier tonnage. Total passenger counts through November were 2,538,276 compared to last year's 2,794,678, a decrease of 9.2%. The decrease in total passengers is attributed primarily to the discontinuance of service by American Airlines. GA operations, year-to-date, compared to last year are up 5.2%, (314,223 operations vs. 298,553). Cargo volumes, year-to-date, are down 8.6% (45,722 tons vs. 50,009).

Noise Activity - The Monthly Airport Noise Statistics Report includes four separate reports with current month and year-to-date totals. The four reports are as follows:

- Noise Complaints – Summarizes noise complaint information for commercial (which includes cargo carriers), GA, and other operations.
- Noise Complaint Plot Map – Identifies the origin of the complaint.
- Commercial Late Night Activity – Summarizes activity between 10:00 p.m. to 11:00 p.m. and 11:00 p.m. to 7:00 a.m. by airline.
- Noise Violations – Summarizes violations for airline and GA operations. Provides a complete listing of each violation, includes violator's name, date and time of violation, aircraft type, aircraft noise level, and the time specific allowable noise level.

The Airport's Noise Office receives and investigates noise inquiries and complaints from local residents and residents who live outside of Long Beach. For the month of

ADMINISTRATION,
PLANNING & FACILITIES
333 W. Ocean Blvd., 9th Floor
Long Beach, CA 90802
Ph. (562) 570-6383
Fax (562) 570-6012

AIRPORT
4100 Donald Douglas Dr.
Long Beach, CA 90808
Ph. (562) 570-2600
Fax (562) 570-2601

ENGINEERING & STREET
MAINTENANCE
333 W. Ocean Blvd., 9th Floor
Long Beach, CA. 90802
Ph. (562) 570-6634
Fax (562) 570-6012

ENVIRONMENTAL
SERVICES
2929 E. Willow Street
Long Beach, CA 90806
Ph. (562) 570-2850
Fax (562) 570-2861

FLEET SERVICES
2600 Temple Avenue
Long Beach, CA 90806
Ph. (562) 570-5400
Fax (562) 570-5414

TRAFFIC &
TRANSPORTATION
333 W. Ocean Blvd., 10th Floor
Long Beach, CA 90802
Ph. (562) 570-6331
Fax (562) 570-7161

November, the Noise Office received 156 complaints compared to 211 complaints received during the same period in 2005.

Further analysis of the combined noise complaints revealed the following:

- Total number of complainants: 62
- 49% (77 of 156) of the complaints were related to operations between 10:00 p.m. and 7:00 a.m.
- 15.4% (24 of 156) of the complainants reside in Seal Beach or Huntington Beach.

The above referenced information is displayed on the Airport's website (www.lgb.org).

Other Airport Activity

▪ FLIGHT SLOT UPDATES

As of January 1, 2007, 41 commercial slots and 25 commuter slots are allocated accordingly:

Commercial Flight Slots

- JetBlue Airways– 28
- Alaska Airlines– 5
- US Airways/America West – 4
- UPS – 2
- FedEx – 1
- Airborne – 1

Commuter Flight Slots

- Delta/SkyWest – 4
- US Airways/America West – 1
- BAG Aviation Holdings - 17
- Horizon Airlines - 3

▪ PORTRAITS OF HOPE – Long Beach Airport Control Tower Project

The kick-off session for the Portraits of Hope, Ameriquest Soaring Dreams Air Tower Project at the Long Beach Airport was held on Wednesday, January 17, 2007. Thirty students from Hughes Middle School, along with Mayor Bob Foster participated in the work session. Additional sessions are scheduled for January 18, 24 and 25, at Daugherty Sky Harbor, 2875 E. Spring Street. A special work session will be held at the Miller Children's Hospital, Pediatric Unit on January 23rd. Additional sessions are planned for February and March and will include youth from a wide variety of Long Beach schools and organizations.

Portraits of Hope is a non-profit program that conceives and develops educational and artistic collaborative projects for children in hospitals, schools, and after-school programs that culminate in "spectacular, one-of-a-kind, public art works." The Long Beach Project will create an 8,000 square foot artwork that will be installed over the concrete sides of the Long Beach Airport Control Tower.

▪ **COMMUNITY OUTREACH**

The Airport provided airfield tours to kindergarten students from Minnie Gant Elementary School, 120 students in total, on January 12th.

▪ **REGIONAL ISSUES**

The Southern California Regional Airport Authority, or SCRAA, held a meeting at MTA headquarters on January 11, 2007. The primary purposes of the meeting were to elect officers, and discuss possible changes to SCRAA's mission, powers, membership and governance. In attendance for the City of Long Beach were Councilwoman Rae Gabelich, Assistant City Attorney Mike Mais, and Airport staff Chris Kunze and Lonnie Mitchell.

The newly elected Chair is Bill Rosendahl, L.A. City Councilman, and the Vice Chair is Gary Ovitt, San Bernardino County Supervisor.

There was much discussion about the input received regarding the need to modify SCRAA's powers, mission, makeup, etc., including a letter authored by Long Beach Mayor Bob Foster. During the public comment period, Long Beach 8th District Councilwoman Rae Gabelich addressed the issues of eliminating SCRAA's powers of eminent domain and their ability to operate airports, as well as the need to broaden the voting membership specifically to include the City of Long Beach. Southern California Association of Governments (SCAG) also submitted their recommendations, which specifically referenced the need for consideration of the content of Mayor Foster's letter to SCRAA. A representative of the Office of the Mayor of L.A., brought forward a suggestion for including, as voting members, not only airport operating entities, but also municipalities which are exposed to aircraft noise in excess of 65 CNEL.

Due to the scope of issues on the table, and level of public interest, it was decided to not make any decisions regarding SCRAA's future without additional public input, and as such another meeting was scheduled for March 8, 2007. In the meantime, SCRAA staff (Los Angeles World Airports staff) will send out a list of options/alternatives regarding SCRAA powers, mission, and makeup, for consideration. SCRAA Board members requested that additional comments be received by the end of February, and that additional discussion would take place at the March 8 meeting, along with some possible decisions.

TIMING CONSIDERATIONS

City Council action is not time critical.

FISCAL IMPACT

None.

SUGGESTED ACTION:

Approve recommendation.

Respectfully submitted,



CHRISTINE F. ANDERSEN
DIRECTOR OF PUBLIC WORKS

CFA: SDJ: bp
P:\ccitrs\fy0607\Jan\Airport Monthly Activity Reports

Attachment

APPROVED:



GERALD R. MILLER
CITY MANAGER



Date: November 16, 2006
To: Airport Advisory Commission
From: Dennis Rambeau, Operations Specialist II, Airport Bureau
Subject: MONTHLY AIRPORT ACTIVITY REPORTS FOR NOVEMBER 2006

Please find attached the following reports:

- **Airport Activity Report**
- **Noise Complaint Report**
- **Plot of Complainants**
- **Late Night Activity**
- **Noise Violation Report**
- **Noise Violation List**



MONTHLY AIRPORT ACTIVITY REPORT

November 2006

Current Month and Calendar Year To Date Statistics

	November			January through November		
	2006	2005	%Change	2006	2005	%Change
<u>Total Passenger Traffic</u>	219,670	233,315	-5.8%	2,538,276	2,794,678	-9.2%
<u>Enplaned Passengers</u>	<u>Load</u>	<u>Load</u>		<u>Load</u>	<u>Load</u>	
	<u>Factor</u>	<u>Factor</u>		<u>Factor</u>	<u>Factor</u>	
Alaska	68% 10,668	72% 8,624	23.7%	73% 109,405	75% 97,882	11.8%
US Airways/America West	72% 9,035	76% 8,860	2.0%	73% 91,417	69% 103,674	-11.8%
American Airlines	0% 0	80% 12,563	-100.0%	74% 24,813	80% 159,701	-84.5%
Delta/Skywest	86% 4,417	0% 0		86% 38,817	0% 0	
JetBlue Airways	75% 86,227	82% 86,599	-0.4%	82% 1,009,802	87% 1,043,087	-3.2%
Total	74% 110,347	80% 116,646	-5.4%	80% 1,274,254	83% 1,404,344	-9.3%
<u>Airline Landings</u>	1,102	1,035	6.5%	11,707	11,939	-1.9%
<u>Aircraft Operations (FAA)</u>						
Air + Commuter Carriers	2,143	2,315	-7.4%	23,643	26,547	-10.9%
Air Taxi & General Aviation	29,648	25,998	14.0%	314,223	298,553	5.2%
Military	51	40	27.5%	601	555	8.3%
Total	31,842	28,353	12.3%	338,467	325,655	3.9%
<u>Air Cargo</u>						
US Tons	3,919	4,590	-14.6%	45,722	50,009	-8.6%
Metric Tons	3,555	4,163	-14.6%	41,470	45,358	-8.6%

Note:

During the month, LGB airport had 41 allocated air carrier flight slots- Alaska (5), US Airways/AW (4), JetBlue (28), Airborne (1), FedEx (1), UPS (2) and 5 allocated commuter carrier flight slots - US Airways/America West (1), Delta (4)

Definitions:

Total Passenger Traffic – Total number of airline passengers both enplaned (departing) and deplaned (arriving).

Aircraft Operations – Aircraft takeoff, landing, or transition through the airspace controlled by the FAA's Long Beach air traffic control tower.

Air Carrier – A scheduled carrier, certificated under FAA Regulations (FAR) Parts 121, 125 or 135, max. takeoff weight of 75,000 lbs (passengers or cargo) or over.

Commuter Carrier - A scheduled carrier, certificated under FAA Regulations (FAR) Parts 121, 125 or 135, max. takeoff weight under 75,000 lbs

Air Taxi – Aircraft that provide public transportation of persons and/or property on-demand.

General Aviation – Aviation activity other than scheduled air carriers flights, flights by industrial operators or by charter and flights by public aircraft

Air Cargo – Cargo carried by aircraft, both inbound and outbound.



LONG BEACH AIRPORT MONTHLY REPORT

NOISE COMPLAINTS

November 2006

Current Month and CY-T-D Statistics for Long Beach Airport

	November 2006			CY-T-D 2006		
	2006	2005	%Change	2006	2005	%Change
<u>Air Carrier & Commuter Complaints</u>						
Passenger & Cargo Aircraft	75	99	-24.2%	1,530	2,186	-30.0%
<u>Non-Commercial Complaints</u>						
Jets	51	68	-25.0%	688	912	-24.6%
Props	11	26	-57.7%	230	379	-39.3%
Helicopters	19	18	5.6%	874	152	
Other	0	0		6	0	
Subtotal	81	112		1,798	1,443	24.6%
TOTAL NOISE COMPLAINTS	156	211	-26.1%	3,328	3,629	-8.3%
<u>Airport Operations (FAA)</u>						
Air Carrier + Commuter Carriers	2,143	2,315	-7.4%	23,643	26,547	-10.9%
Air Taxi + General Aviation	29,648	25,998	14.0%	314,223	298,553	5.2%
Military Operations	51	40	27.5%	601	555	8.3%
TOTAL AIRCRAFT OPERATIONS	31,842	28,353	12.3%	338,467	325,655	3.9%


Notes:

Number of Complainants: 62

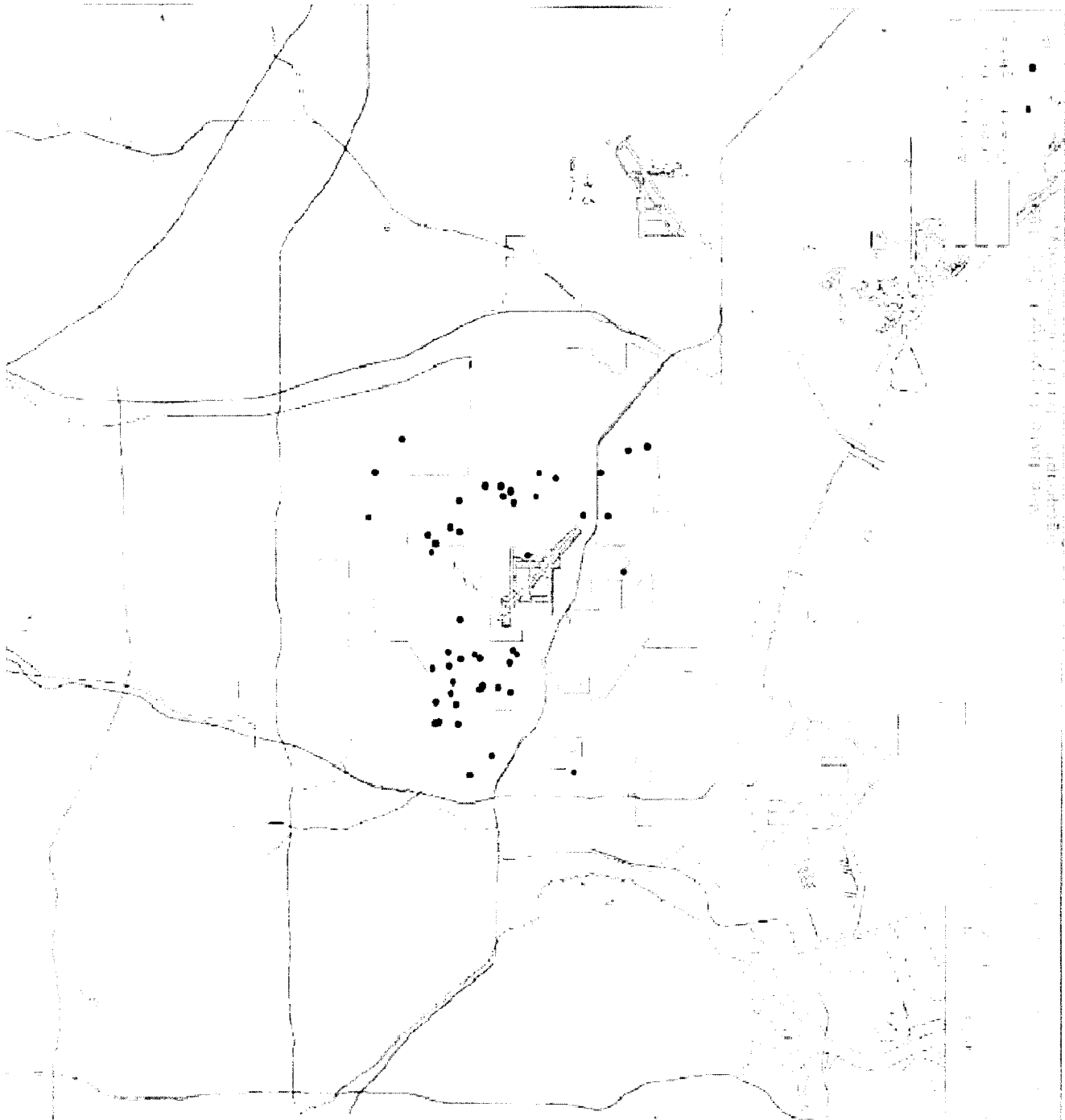
49% (77 of 156) of the complaints were related to operations between 10pm and 7am

15.4% (24 of 156) of the complaints came from complainants residing in Seal Beach or Huntington Beach

* City Noise Ordinance currently allows for 41 air carrier and 25 commuter carrier flight slots, for a total of 66 daily flights.



Noise Complaints
November 2006





LONG BEACH AIRPORT MONTHLY REPORT
COMMERCIAL LATE NIGHT ACTIVITY (10pm - 7am)
 November 2006

Current Month and CY-T-D Statistics for Long Beach Airport


	November 2006			CY-T-D 2006		
	2006	2005	%Change	2006	2005	%Change
<u>Air Carrier & Commuter Operations</u>	2,143	2,315	-7.4%	23,643	26,547	-10.9%
10pm - 11pm Operations						
Alaska	8	0		51	42	21.4%
American Airlines	0	2		2	22	-90.9%
Delta/SkyWest	0	0		2	0	
DHL/Airborne	0	0		0	0	
FedEx	0	0		1	1	
JetBlue Airways	23	10	130.0%	331	312	6.1%
UPS	0	0		0	1	
US Airways/America West	0	0		7	40	-82.5%
Total	31	12	158.3%	394	418	-5.7%
11pm - 7am Operations						
Alaska	1	0		2	7	
American Airlines	0	0		0	0	
Delta/SkyWest	0	0		2	0	
DHL/Airborne	0	0		0	0	
FedEx	0	0		0	0	
JetBlue Airways	1	4		76	45	68.9%
US Airways/America West	0	0		0	5	
UPS	0	0		0	1	
Total	2	4	-50.0%	80	58	37.9%
10 pm - 7 am Grand Total	33	16	106.3%	474	476	-0.4%

Notes:

* 1.4% (31 of 2,143) of total commercial operations occurred between 10pm - 7am.

* 1.1 flights - Nightly average for ALL late night commercial flights, includes unanticipated delays.

* 0.06 flights - Nightly average for commercial flights after 11 PM.



LONG BEACH AIRPORT MONTHLY REPORT NOISE VIOLATIONS

November 2006

Current Month and CY-T-D Statistics for Long Beach Airport
November 2006

	November 2006			CY-T-D 2006		
	2006	2005	%Change	2006	2005	%Change
<u>Air Carrier Violations</u>						
Alaska	1	0		3	3	0.0%
American Airlines	0	0		0	8	
DHL/Airborne	0	0		0	0	
FedEx	0	0		0	0	
JetBlue Airways	1	4	-75.0%	73	39	87.2%
UPS*	1	2	-50.0%	5	6	
US Airways/America West	0	0		0	3	
Total	3	6	-50.0%	81	59	37.3%
<u>Commuter Violations</u>						
Delta/SkyWest	0	0		0	0	
US Airways/America West	0	0		1	0	
Total	0	0		1	0	
<u>Non-Commercial Violations</u>						
All GA, Charter & other	18	29	-37.9%	238	241	-1.2%
TOTAL NOISE VIOLATIONS	21	35	-40.0%	320	300	6.7%
<u>Airport Monetary Fines Issued</u>	\$1,900	\$3,700		\$37,900	\$29,700	
<u>Consent Decree Fines Issued</u>	\$0	\$15,000		\$339,000	\$255,000	
TOTAL MONETARY FINES ISSUED*	\$1,900	\$12,000		\$376,900	\$296,700	
<u>Airport Operations (FAA)</u>						
Air Carrier + Commuter Carriers	2,143	2,315	-7.4%	23,643	26,547	-10.9%
Air Taxi + General Aviation	29,648	25,998	14.0%	314,223	298,553	5.2%
Military Operations	51	40	27.5%	601	555	8.3%
TOTAL AIRCRAFT OPERATIONS	31,842	28,353	12.3%	338,467	325,655	3.9%

Notes:

0.06% (21 of 31,842) of the Airport's total aircraft operations (Commercial & GA) resulted in a noise violation.

0.1% (3 of 2143) of the Airport's Commercial operations (Commercial & Commuter) resulted in a noise violation.

*UPS' violation was for a daytime SENEL dB exceedence on arrival runway 30.



LONG BEACH AIRPORT MONTHLY REPORT NOISE VIOLATIONS November 2006

OWNERNAME	DATE TIME	AWY	RWY	KGTYPE	EMTD	SEL	LN	STATUS
Midstate Aviation Inc.	11/1/2006 12:09:20 AM	A	30	PA44	10	81.5	79.0	VIOLATION
MSG Aircraft Leasing LLC	11/1/2006 11:17:25 PM	D	30	B734	9	93.8	79.0	T/C
DTS Engineering Contractors Inc.	11/1/2006 11:24:24 PM	A	30	BE36	10	84.7	79.0	VIOLATION
PENSKE JET INC	11/7/2006 1:08:53 AM	A	25R	LJ60	1	88.9	79.0	XLSD-RWY
Brinkman Corp	11/8/2006 12:30:55 AM	D	30	PA30	9	86.3	79.0	VIOLATION
Air Alsie	11/8/2006 11:39:32 PM	D	30	FA2K	9	89.3	79.0	VIOLATION
PRIVATE	11/9/2006 11:11:13 PM	A	30	C206	10	82.4	79.0	VIOLATION
United Parcel Service	11/10/2006 5:18:12 PM	A	30	B76S	10	105.2	101.5	VIOLATION
JetBlue Airways Corporation	11/10/2006 10:49:38 PM	D	30	A320	9	93.2	90.0	VIOLATION
Victoria Racing LLC	11/13/2006 5:41:12 AM	D	30	LJ45	9	83.2	79.0	VIOLATION
Victoria Racing LLC	11/14/2006 1:01:47 AM	A	30	LJ45	10	90.3	79.0	VIOLATION
Johnson & Johnson	11/16/2006 12:02:48 AM	A	30	G4	10	92.9	79.0	VIOLATION
PRIVATE	11/17/2006 10:11:47 AM	A	25L	P51	2	97	93.0	VIOLATION
Van Nuys Jet Partners LLC	11/18/2006 11:05:45 PM	A	30	LJ60	10	87.9	79.0	VIOLATION
Aircorp Inc	11/22/2006 10:46:44 PM	A	25R	B727	1	99.8	90.0	ALT-1
PRIVATE	11/23/2006 10:23:55 AM	D	25R	BE36	6	95.6	92.0	VIOLATION
PRIVATE	11/23/2006 10:28:15 AM	D	25R	BE36	6	95.3	92.0	T/C
PRIVATE	11/23/2006 10:33:16 AM	D	25R	BE36	6	94.6	92.0	T/C
PRIVATE	11/23/2006 10:36:51 AM	D	25R	BE36	6	94.8	92.0	T/C
PRIVATE	11/23/2006 10:42:30 AM	D	25R	BE36	6	94.1	92.0	T/C
Aircorp Inc	11/24/2006 4:51:42 PM	D	30	B727	9	107.5	102.5	VIOLATION
Polet Cargo Airlines	11/25/2006 9:01:04 PM	D	12	AN24	10	110	102.5	VIOLATION
ALASKA AIRLINES	11/26/2006 11:31:45 PM	A	30	MD80	10	96.3	79.0	VIOLATION
Talon Air Inc.	11/26/2006 11:48:54 PM	A	30	G4	10	89.1	79.0	VIOLATION
Talon Air Inc.	11/27/2006 12:34:45 AM	D	30	G4	9	93.3	79.0	T/C
PRIVATE	11/28/2006 12:50:13 PM	D	25R	BE58	6	95.8	92.0	VIOLATION
PRIVATE	11/28/2006 12:52:43 PM	D	25R	BE58	6	98.8	92.0	T/C
PRIVATE	11/28/2006 12:59:12 PM	D	25R	BE58	6	95.5	92.0	T/C
PRIVATE	11/28/2006 1:01:32 PM	D	25R	BE58	6	97	92.0	T/C
PRIVATE	11/28/2006 1:03:33 PM	D	25R	BE58	6	97.5	92.0	T/C
Tag Aviation USA, Inc	11/29/2006 11:39:34 PM	A	30	B767	10	95.1	79.0	VIOLATION