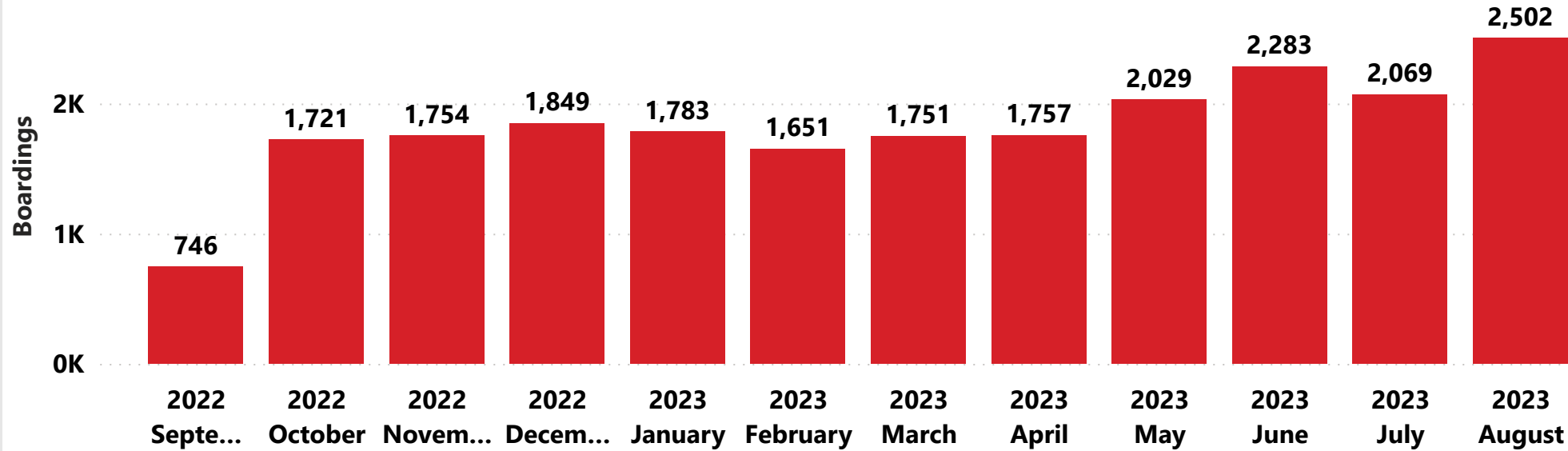




BSBA Boardings & Riders

August



2,502

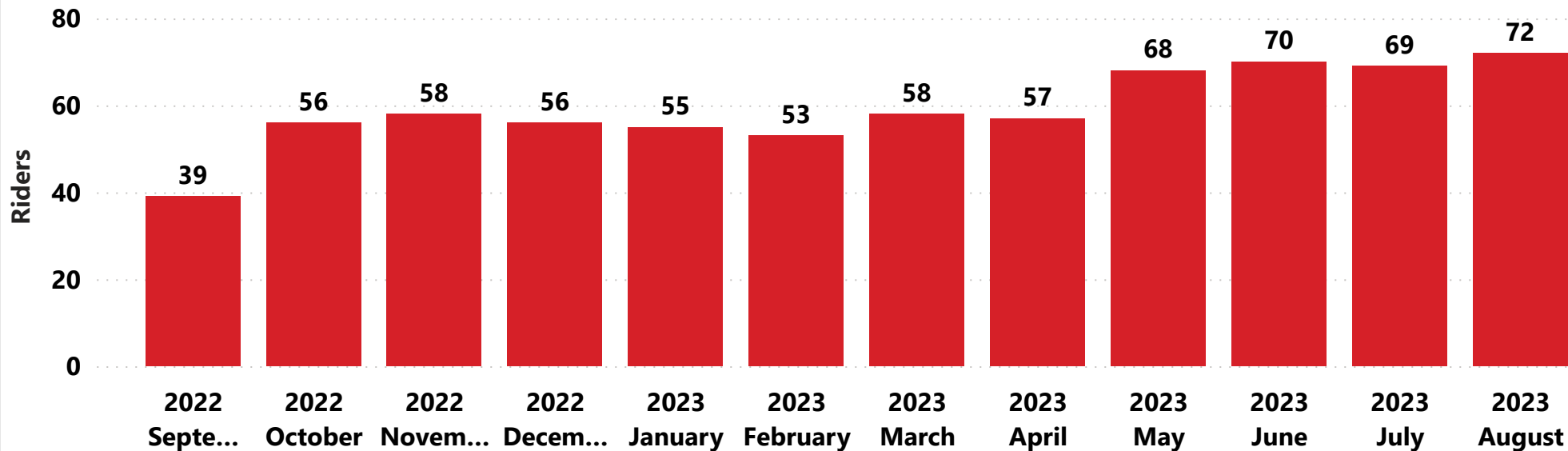
Boardings

\$1,876.50

Invoice

72

Riders





Boardings by Business

| Employer Name | Boardings |
|--------------------------|--------------|
| Angelo's Italian Deli | 78 |
| Aroma Di Roma | 88 |
| Belmont Athletic Club | 61 |
| Belmont Shore Bus Assoc. | 59 |
| Blue Windows | 17 |
| Breakfast Republic | 3 |
| Catalyst Cannibas | 8 |
| Color Me Mine | 15 |
| Discovery Thrift Shop | 2 |
| DOGZ | 13 |
| Domenicos | 206 |
| Earl of Sandwich | 2 |
| European Wax Center | 3 |
| Farmers & Merchants Bank | 20 |
| La Creperie Cafe | 40 |
| Let's Yolk About It | 445 |
| Moon Mountain Coffee | 45 |
| Nu Du | 29 |
| O My Sole | 41 |
| Open Sesame | 28 |
| Quinn's Pub | 45 |
| Rakkan | 59 |
| Rances Chicago Pizza | 62 |
| Rite Aid | 24 |
| Rubio's | 198 |
| Saint & Second | 260 |
| Shadow Box Salon | 29 |
| Shara | 63 |
| Sheldrake Coffee | 19 |
| Sunglass Hut | 53 |
| Super Mex | 300 |
| Sweet Jill's | 108 |
| Taco Shore | 64 |
| The Wine Beach | 5 |
| Vans | 39 |
| Total | 2,502 |

| Employer Name | Boardings |
|--------------------------|--------------|
| Earl of Sandwich | 2 |
| European Wax Center | 3 |
| Farmers & Merchants Bank | 20 |
| La Creperie Cafe | 40 |
| Let's Yolk About It | 445 |
| Moon Mountain Coffee | 45 |
| Nu Du | 29 |
| O My Sole | 41 |
| Open Sesame | 28 |
| Quinn's Pub | 45 |
| Rakkan | 59 |
| Rances Chicago Pizza | 62 |
| Rite Aid | 24 |
| Rubio's | 198 |
| Saint & Second | 260 |
| Shadow Box Salon | 29 |
| Shara | 63 |
| Sheldrake Coffee | 19 |
| Sunglass Hut | 53 |
| Super Mex | 300 |
| Sweet Jill's | 108 |
| Taco Shore | 64 |
| The Wine Beach | 5 |
| Vans | 39 |
| Total | 2,502 |

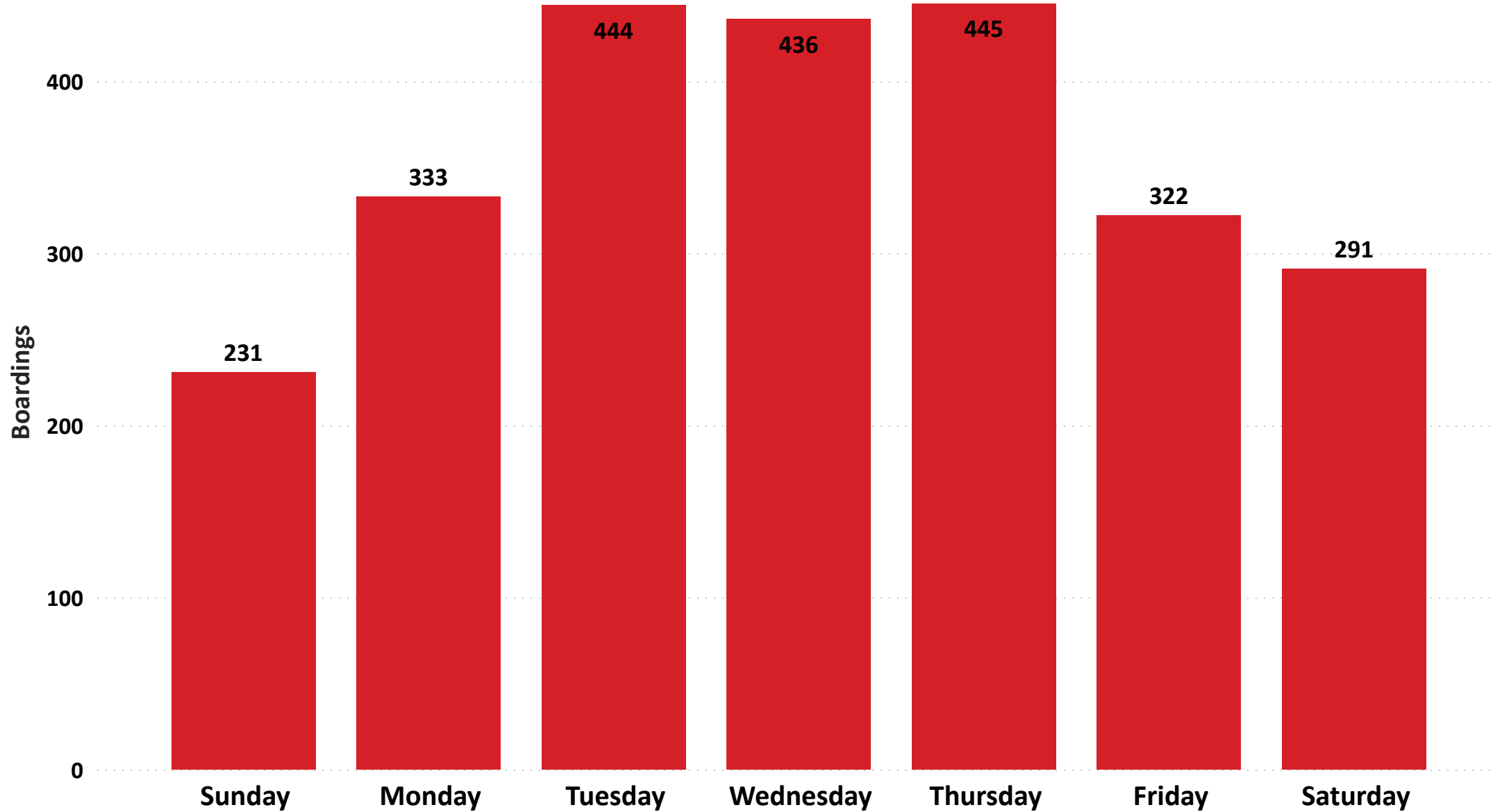
Month

- ☐ July
- ☒ August
- ☐ September
- ☐ October
- ☐ November
- ☐ December
- ☐ January
- ☐ February
- ☐ March
- ☐ April
- ☐ May
- ☐ June



BSBA Boardings by Day

Month
August





Quick Summary

| Year | Boardings | Invoice | Riders | Rides/Card |
|--------------------------------------|---------------|--------------------|------------|---------------|
| <input type="checkbox"/> 2022 | 6,070 | \$4,552.50 | 64 | 94.84 |
| September | 746 | \$559.50 | 39 | 19.13 |
| October | 1,721 | \$1,290.75 | 56 | 30.73 |
| November | 1,754 | \$1,315.50 | 58 | 30.24 |
| December | 1,849 | \$1,386.75 | 56 | 33.02 |
| <input type="checkbox"/> 2023 | 15,825 | \$11,868.75 | 102 | 155.15 |
| January | 1,783 | \$1,337.25 | 55 | 32.42 |
| February | 1,651 | \$1,238.25 | 53 | 31.15 |
| March | 1,751 | \$1,313.25 | 58 | 30.19 |
| April | 1,757 | \$1,317.75 | 57 | 30.82 |
| May | 2,029 | \$1,521.75 | 68 | 29.84 |
| June | 2,283 | \$1,712.25 | 70 | 32.61 |
| July | 2,069 | \$1,551.75 | 69 | 29.99 |
| August | 2,502 | \$1,876.50 | 72 | 34.75 |
| Total | 21,895 | \$16,421.25 | 109 | 200.87 |