

28388

FOURTH AMENDMENT TO AGREEMENT NO. 28388

1
2 This Fourth Amendment to Agreement No. 28388 ("Amendment") is made
3 and entered, in duplicate, pursuant to a minute order adopted by the City Council of the
4 City of Long Beach on May 17, 2011, by and between the CITY OF LONG BEACH, a
5 municipal corporation ("Owner"), and ARB STRUCTURES, INC., a California corporation
6 ("ARB Structures").

7 WHEREAS, Owner and ARB, Inc. (as predecessor-in-interest to ARB
8 Structures) previously entered into a Design-Build Contract dated August 1, 2003, a First
9 Amendment thereto, a Second Amendment thereto, and a Third Amendment thereto (as
10 amended, the "Agreement"); and

11 WHEREAS, ARB Structures is constructing a multi-level parking structure
12 ("Parking Structure") and related site work (collectively, the "Project") on Owner's
13 property at the Long Beach Airport; and

14 WHEREAS, various disputes arose during the course of construction of the
15 Project which disputes were resolved in principle by the parties pursuant to a mediation
16 conducted in accordance with the Agreement; and

17 WHEREAS, Owner and ARB Structures now desire to amend the
18 Agreement to reflect the resolution of the disputed issues.

19 NOW, THEREFORE, Owner and ARB Structures mutually agree as follows:

20 1. This Amendment shall be effective as of the date on which this
21 Amendment is executed by all parties (the "Effective Date").

22 2. Paragraph 6.1 of the Agreement shall be amended so that the
23 Contract Price shall equal Forty-One Million Six Hundred Forty-One Thousand Nine
24 Hundred Ninety Dollars (\$41,641,990). In consideration of the agreement by ARB
25 Structures to reduce the Contract Price and certain other concessions, Owner agrees
26 that the Contract Price shall be a lump sum price, as opposed to a guaranteed maximum
27 price, and all applications for payment submitted by ARB Structures shall be processed
28 accordingly.

OFFICE OF THE CITY ATTORNEY
ROBERT E. SHANNON, City Attorney
333 West Ocean Boulevard, 11th Floor
Long Beach, CA 90802-4664

1 3. Paragraph A1.1 of Exhibit "A" to the Agreement shall be amended
2 and restated in its entirety as follows:

3 "A1.1 The work and costs for this contract are divided into stages as follows:

4	1. Stage I – Design, Engineering and construction document preparation	\$4,500,443
5	2. Stage IIA – Terminal Access Roadway	\$3,128,072
6	3. Stage IIB – Parking Structure Site Work	\$4,301,031
7	4. Stage III – Phase I Parking Structure Construction	\$28,978,676
8	5. CCO#1-1 – Verizon-performed Work	\$167,742
9	6. CCO#2-1 – Re-establish Water Services	\$143,242
10	7. Liquidate all Outstanding Change Order Requests	\$75,956
11	8. Early Completion Bonus (subject to reduction in accordance with paragraph 7 of the Fourth Amendment)	<u>\$346,828</u>
12	TOTAL	\$41,641,990"

13 4. Exhibit "E" to the Agreement shall be deleted in its entirety.

14 5. Exhibit "G" to the Agreement shall be deleted in its entirety and
15 replaced by Exhibit "G" to this Amendment.

16 6. ARB Structures shall perform the Work in accordance with the
17 construction drawings, design specifications, all other documents issued as of the
18 Effective Date and enumerated in Exhibit "H" to this Amendment, which shall be added
19 as Exhibit "H" to the Agreement, and any other engineered final plans submitted by ARB
20 Structures or its authorized agents, reviewed and approved by Owner in connection with
21 the Project.

22 7. If the Parking Structure is substantially complete (i.e., Temporary
23 Certificate of Occupancy is issued or Owner takes beneficial occupancy, and ticketing
24 systems are functional) (the "Bonus Condition"), on or before July 15, 2011, then Owner
25 shall pay an early completion bonus ("Bonus") to ARB Structures in an amount not-to-
26 exceed \$346,828. In anticipation of ARB Structures meeting the Bonus Condition, the
27 Bonus has been included as a component of the Contract Price. Notwithstanding the
28 foregoing, the Bonus may be reduced or eliminated as described in this paragraph 7.
Owner shall pay the Bonus to ARB Structures on any date after July 15, 2011 on which
the Bonus Conditions are met; provided, however, that the Bonus shall be reduced

OFFICE OF THE CITY ATTORNEY
ROBERT E. SHANNON, City Attorney
333 West Ocean Boulevard, 11th Floor
Long Beach, CA 90802-4664

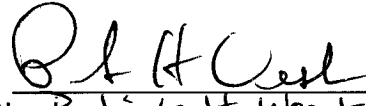
1 proportionately for every calendar day after July 15, 2011 so that the Bonus would equal
2 zero if the Bonus Condition is met on or after September 15, 2011. This paragraph
3 supersedes the provisions relating to payment of an early completion bonus contained in
4 that certain letter agreement dated April 29, 2010 between Owner and ARB Structures.

5 8. All terms, covenants, and conditions of the Agreement, except as
6 amended herein, shall remain unchanged and in full force and effect.

7 IN WITNESS WHEREOF, the parties hereto have executed this Second
8 Amendment.


"Owner"


CITY OF LONG BEACH, a California municipal corporation

9
10
11 By: 
12 Name: Patrick H. West
13 Title: City Manager

"ARB Structures"


14 ARB STRUCTURES, INC.,
15 a California corporation

16
17 By: 
18 Name: Pamela A. Thurman
19 Title: PRESIDENT

20 By: 
21 Name: JOHN M. PERISICH
22 Title: SVP / GENERAL COUNSEL

23 Approved as to form this 1st day of July, 2011.

24 ROBERT E. SHANNON, City Attorney

25 By: 
26 Deputy

27 02-05674

28



Exhibit G:

Exhibit Description

- G.1 Parking Structure Phase I - Recap
- G.2 Outstanding Change Order Request Log
- G.3 Stage IIA - Terminal Access Roadway
- G.4 Stage IIB - Parking Structure Site Work
- G.5 Stage III - Phase I Parking Structure Construction

M



**Exhibit G.1:
Parking Structure Phase I - Recap**

Item	Description	Unit	Quantity	Unit Price	Amount
1	Stage I: Design, Engineering and Construction Document Preparation	LS	1.00	\$ 4,500,443	\$ 4,500,443
2	Stage IIA: Terminal Access Roadway	LS	1.00	\$ 3,128,072	\$ 3,128,072
3	Stage IIB: Parking Structure Site Work	LS	1.00	\$ 4,301,031	\$ 4,301,031
4	Stage III: Structural Work	LS	1.00	\$ 28,978,676	\$ 28,978,676
5	CCO#1-1: Verizon-performed Work	TM	167,742	\$ 1.00	\$ 167,742
6	CCO#2-1: Re-establish Water Services	LS	1.00	\$ 143,242	\$ 143,242
7	Liquidated Value of all Outstanding Change Order Requests	LS	1.00	\$ 75,956	\$ 75,956
8	Early Completion Bonus*	DAY	62	\$ 5,594	\$ 346,828

\$ 41,641,990

NOTES

- Item 7 is comprised of all outstanding Change Order Requests as listed in Exhibit G.2.
- The Early Completion Bonus shall be reduced proportionately at the daily rate of \$5,594 for every calendar day after July 15, 2011 for which the Bonus Conditions are not met.

M



**Exhibit G.2:
Outstanding Change Order Request Log**

No.	Description
005	Temporary Lights at (former) Chevron Lot Concrete Obstruction in Trench Excavation Cement Treated Soils in (north sewer) Trench Video Survey of (north) Sewer
006	Removal of Concrete Under (former) Lot B Asphalt
008	Extra Thick Asphalt Concrete and Cement Treated Soils (at North Donald Douglas Drive in Over Excavation Zone) Patchback at Verizon Trench
009	Added Conduit and Wire for Light Poles at Terminal Revisions to Street Light Pedestal Move Light Poles and Added Sidewalk at North Donald Douglas Drive
010	Remove 6-inch Valve and Install Blind Flange per LBWD Request
011	Backfeed New Wire to Existing Parking Structure
012	Change Elevator Glass to Atlantica (Green)
013	Change to AbTech Storm Drain Filters
014	Additional RBF Design Costs
015	"LGB" at Building Radius
016	Investigation of Verizon Duct Bank
017R1	Change Panel Glass from Bronze to Atlantica (Green)
018	Underground Footings Found During Grading of South Parking Lot Area

NOTE

The entire contents of each Change Order Request shall be incorporated into this Exhibit G.2 by reference.



**Exhibit G.3:
Stage IIA - Terminal Access Roadway**

LINE	TRADE ITEM	QTY	UNIT	COST	EXTENSION	OH/INS/ ADMIN 2.6000%	Contractor Fee 4.1559%	Bonds 0.7054%	ITEM TOTALS
110	DESIGN & ENGINEERING				In Stage I				In Stage I
120	GENERAL CONDITIONS	1	LS	\$ 437,877	\$ 437,877	\$ 11,385	\$ 18,671	\$ 3,301	\$ 471,234
130	SURVEY & LAYOUT	1	LS	\$ 23,380	\$ 23,380	\$ 608	\$ 997	\$ 176	\$ 25,161
210	CLEARING & DEMOLITION				In Earthwork				In Earthwork
220	EARTHWORK	1	LS	\$ 302,400	\$ 302,400	\$ 7,862	\$ 12,894	\$ 2,280	\$ 325,436
230	SITE UTILITIES	1	LS	\$ 404,904	\$ 404,904	\$ 10,528	\$ 17,265	\$ 3,052	\$ 435,749
235	RE-ROUTE VERIZON TELEPHONE	1	LS	\$ 229,731	\$ 229,731	\$ 5,973	\$ 9,796	\$ 1,732	\$ 247,232
235	RE-ROUTE GAS UTILITIES	1	LS	\$ 286,929	\$ 286,929	\$ 7,460	\$ 12,235	\$ 2,163	\$ 308,787
250	A/C PAVING	1	LS	\$ 560,824	\$ 560,824	\$ 14,581	\$ 23,913	\$ 4,228	\$ 603,547
260	SITE CONCRETE	1	LS	\$ 204,958	\$ 204,958	\$ 5,329	\$ 8,739	\$ 1,545	\$ 220,571
280	STRIPING & BUMPERS	1	LS	\$ 20,000	\$ 20,000	\$ 520	\$ 853	\$ 151	\$ 21,524
290	LANDSCAPE & IRRIGATION				In Stage IIB				In Stage IIB
295	CHAIN LINK FENCING				In Stage IIB				In Stage IIB
299	SITE FURNISHINGS				In Stage IIB				In Stage IIB
320	REINFORCING STEEL & POST TENSIONING				In Site Concrete				In Site Concrete
330	CAST-IN-PLACE CONCRETE				In Site Concrete				In Site Concrete
1610	ELECTRICAL (SITE)				In Stage IIB				In Stage IIB
1615	TRAFFIC SIGNALS/STREET LIGHTING	1	LS	\$ 255,645	\$ 255,645	\$ 6,647	\$ 10,901	\$ 1,927	\$ 275,120
1655	TRAFFIC SIGNS/CONTROLS	1	LS	\$ 180,000	\$ 180,000	\$ 4,680	\$ 7,675	\$ 1,357	\$ 193,712
9000	CLEAN-UP & SAFETY				In General Conditions				In General Conditions
9100	MANAGEMENT & SUPERVISION				In General Conditions				In General Conditions
9200	ACCEPTANCE TESTING & INSPECTION				By Others				By Others
SUBTOTAL				\$ 2,906,648					
<i>Overhead/Insurance/Administration</i>						\$ 75,573			
<i>Builder's Risk Insurance</i>						Included			
<i>Contractor Fee</i>						\$ 123,939			
<i>Payment & Performance Bonds</i>								\$ 21,912	
TOTAL								\$ 3,128,072	

QUALIFICATIONS

- Normal Work Hours shall be defined as an 8 hour period between the hours of 6 am and 5 pm unless otherwise requested by the Design-Builder. All Work hours will be subject to approval of Airport Operations.
- ARB Structures, Inc. understands that the City reserves the right to occupy a portion of the structure, prior to completion. However, this does not reflect additional insurance premiums for adequate coverage to the structure during this period, and ARB Structures, Inc. will not accept any liability associated with this option, if the City elects to occupy the structure.
- ARB Structures, Inc. shall take every precaution during the construction of the project to protect the general public. However, ARB Structures, Inc. shall not be responsible for unlawful entry or unauthorized use of the jobsite or equipment by the general public.

EXCLUSIONS

- Any development of the "Employee Lot," except for Improvements made necessary by the Project.
- Any development of the existing garage, Lot A.
- Any unusual street sweeping requirements, above and beyond four (4) hours of street sweeping per work day.
- Earthquake insurance, including any associated deductibles.
- All City charges, deposits, and fees. Utility company temporary use charges, deposits, and fees. Connection fees, plan check, permit, school or special district fees, and assessments.
- Cost for Special Testing and Inspection (as required by the Building Code), except cost for re-testing or re-inspection due to non-conforming Work.

M



**Exhibit G.4:
Stage IIB - Parking Structure Site Work**

LINE	TRADE ITEM	QTY	UNIT	COST	EXTENSION	OH/INS/ ADMIN 2.5750%	Contractor Fee 4.1170%	Bonds 0.6991%	ITEM TOTALS
110	DESIGN & ENGINEERING				In Stage I				In Stage I
120	GENERAL CONDITIONS	1	LS	\$ 708,676	\$ 708,676	\$ 18,248	\$ 29,927	\$ 5,291	\$ 762,143
130	SURVEY & LAYOUT	1	LS	\$ 49,900	\$ 49,900	\$ 1,285	\$ 2,107	\$ 373	\$ 53,665
210	CLEARING & DEMOLITION				In Earthwork				In Earthwork
220	EARTHWORK	1	LS	\$ 1,652,175	\$ 1,652,175	\$ 42,544	\$ 69,771	\$ 12,336	\$ 1,776,825
230	SITE UTILITIES	1	LS	\$ 69,774	\$ 69,774	\$ 1,797	\$ 2,947	\$ 521	\$ 75,038
235	RE-ROUTE VERIZON TELEPHONE				In Stage IIA				In Stage IIA
235	RE-ROUTE GAS UTILITIES				In Stage IIA				In Stage IIA
250	A/C PAVING	1	LS	\$ 273,100	\$ 273,100	\$ 7,032	\$ 11,533	\$ 2,039	\$ 293,704
260	SITE CONCRETE	1	LS	\$ 498,146	\$ 498,146	\$ 12,827	\$ 21,037	\$ 3,719	\$ 535,729
280	STRIPING & BUMPERS	1	LS	\$ 8,003	\$ 8,003	\$ 206	\$ 338	\$ 60	\$ 8,607
290	LANDSCAPE & IRRIGATION	1	LS	\$ 548,241	\$ 548,241	\$ 14,117	\$ 23,152	\$ 4,093	\$ 589,604
295	CHAIN LINK FENCING	1	LS	\$ 14,560	\$ 14,560	\$ 375	\$ 615	\$ 109	\$ 15,658
299	SITE FURNISHINGS	1	LS	\$ 21,902	\$ 21,902	\$ 564	\$ 925	\$ 164	\$ 23,554
320	REINFORCING STEEL & POST TENSIONING				In Site Concrete				In Site Concrete
330	CAST-IN-PLACE CONCRETE				In Site Concrete				In Site Concrete
1610	ELECTRICAL (SITE)	1	LS	\$ 154,822	\$ 154,822	\$ 3,987	\$ 6,538	\$ 1,156	\$ 166,503
1615	TRAFFIC SIGNALS/STREET LIGHTING				In Stage IIA				In Stage IIA
1655	TRAFFIC SIGNALS/CONTROLS				In Stage IIA				In Stage IIA
9000	CLEAN-UP & SAFETY				In General Conditions				In General Conditions
9100	MANAGEMENT & SUPERVISION				In General Conditions				In General Conditions
9200	ACCEPTANCE TESTING & INSPECTION				By Others				By Others

SUBTOTAL	\$ 3,999,299
<i>Overhead/Insurance/Administration</i>	\$102,982
<i>Builder's Risk Insurance</i>	Included
<i>Contractor Fee</i>	\$ 168,890
<i>Payment & Performance Bonds</i>	\$ 29,860
TOTAL	\$ 4,301,031

QUALIFICATIONS

- Normal Work Hours shall be defined as an 8 hour period between the hours of 6 am and 5 pm unless otherwise requested by the Design-Builder. All Work hours will be subject to approval of Airport Operations.
- ARB Structures, Inc. understands that the City reserves the right to occupy a portion of the structure, prior to completion. However, this does not reflect additional insurance premiums for adequate coverage to the structure during this period, and ARB Structures, Inc. will not accept any liability associated with this option, if the City elects to occupy the structure.
- ARB Structures, Inc. shall take every precaution during the construction of the project to protect the general public. However, ARB Structures, Inc. shall not be responsible for unlawful entry or unauthorized use of the jobsite or equipment by the general public.

EXCLUSIONS

- Any development of the "Employee Lot," except for Improvements made necessary by the Project.
- Any development of the existing garage, Lot A.
- Any unusual street sweeping requirements, above and beyond four (4) hours of street sweeping per work day.
- Earthquake insurance, including any associated deductibles.
- All City charges, deposits, and fees. Utility company temporary use charges, deposits, and fees. Connection fees, plan check, permit, school or special district fees, and assessments.
- Cost for Special Testing and Inspection (as required by the Building Code), except cost for re-testing or re-inspection due to non-conforming Work.

M



**Exhibit G.5:
Stage III - Phase I Parking Structure Construction**

LINE	TRADE ITEM	QTY	UNIT	COST	EXTENSION	OH/INS/ ADMIN 2.6232%	Contractor Fee 4.1920%	Bonds 0.7113%	ITEM TOTALS	
110	DESIGN & ENGINEERING			In Stage I						In Stage I
120	GENERAL CONDITIONS	1	LS	\$ 1,656,485	\$ 1,656,485	\$ 43,452	\$ 71,261	\$ 12,599	\$ 1,783,798	
280	STRIPING & BUMPERS	1	LS	\$ 92,453	\$ 92,453	\$ 2,425	\$ 3,977	\$ 703	\$ 99,559	
320	REINFORCING STEEL & POST TENSIONING	1	LS	\$ 3,215,358	\$ 3,215,358	\$ 84,344	\$ 138,324	\$ 24,456	\$ 3,462,481	
330	CAST-IN-PLACE CONCRETE	1	LS	\$ 12,696,422	\$ 12,696,422	\$ 333,046	\$ 546,196	\$ 96,568	\$ 13,672,232	
420	MASONRY	1	LS	\$ 440,114	\$ 440,114	\$ 11,545	\$ 18,934	\$ 3,347	\$ 473,940	
510	STRUCTURAL & MISC. STEEL	1	LS	\$ 1,866,541	\$ 1,866,541	\$ 48,962	\$ 80,298	\$ 14,197	\$ 2,009,998	
515	ELEVATOR TOWER STRUCTURE	1	LS	\$ 235,330	\$ 235,330	\$ 6,173	\$ 10,124	\$ 1,790	\$ 253,417	
610	CARPENTRY			Included						Included
710	DAMPROOFING/WATERPROOFING	1	LS	\$ 173,079	\$ 173,079	\$ 4,540	\$ 7,446	\$ 1,316	\$ 186,381	
720	INSULATION			Included						Included
750	ROOFING	1	LS	\$ 26,866	\$ 26,866	\$ 705	\$ 1,156	\$ 204	\$ 28,931	
760	FLASHING & SHEETMETAL	1	LS	\$ 149,630	\$ 149,630	\$ 3,925	\$ 6,437	\$ 1,138	\$ 161,130	
770	EXPANSION JOINTS			Included						Included
790	CAULKING & SEALANTS			Included						Included
810	FRAMES/DOORS/HARDWARE	1	LS	\$ 31,545	\$ 31,545	\$ 827	\$ 1,357	\$ 240	\$ 33,969	
880	GLASS & GLAZING	1	LS	\$ 663,256	\$ 663,256	\$ 17,398	\$ 28,533	\$ 5,045	\$ 714,232	
910	STUDS/PLASTER/DRYWALL	1	LS	\$ 558,227	\$ 558,227	\$ 14,643	\$ 24,015	\$ 4,246	\$ 601,131	
970	FLOOR COVERING	1	LS	\$ 6,745	\$ 6,745	\$ 177	\$ 290	\$ 51	\$ 7,263	
990	PAINTING	1	LS	\$ 117,699	\$ 117,699	\$ 3,087	\$ 5,063	\$ 895	\$ 126,745	
1040	SIGNAGE - CODE REQ. ONLY	1	LS	\$ 101,206	\$ 101,206	\$ 2,655	\$ 4,354	\$ 770	\$ 108,984	
1050	BUILDING SPECIALTIES	1	LS	\$ 21,953	\$ 21,953	\$ 576	\$ 944	\$ 167	\$ 23,640	
1150	PARKING CONTROLS (Allowance)	1	LS	\$ 904,612	\$ 904,612	\$ 23,729	\$ 38,916	\$ 6,880	\$ 974,138	
1420	ELEVATORS	1	LS	\$ 666,355	\$ 666,355	\$ 17,479	\$ 28,666	\$ 5,068	\$ 717,569	
1530	FIRE SPRINKLERS	1	LS	\$ 917,300	\$ 917,300	\$ 24,062	\$ 39,462	\$ 6,977	\$ 987,801	
1540	PLUMBING	1	LS	\$ 496,736	\$ 496,736	\$ 13,030	\$ 21,369	\$ 3,778	\$ 534,914	
1570	HVAC	1	LS	\$ 70,837	\$ 70,837	\$ 1,858	\$ 3,047	\$ 539	\$ 76,281	
1600	ELECTRICAL (GARAGE)	1	LS	\$ 1,801,670	\$ 1,801,670	\$ 47,261	\$ 77,507	\$ 13,703	\$ 1,940,141	
1612	SECURITY SYSTEM (ALLOWANCE)			By Others						By Others
9000	CLEAN-UP & SAFETY			In General Conditions						In General Conditions
9100	MANAGEMENT & SUPERVISION			In General Conditions						In General Conditions
9200	ACCEPTANCE TESTING & INSPECTION			By Others						By Others

SUBTOTAL	\$ 26,910,419
<i>Overhead/Insurance/Administration</i>	\$ 705,901
<i>Builder's Risk Insurance</i>	Included
<i>Contractor Fee</i>	\$ 1,157,678
<i>Payment & Performance Bonds</i>	\$ 204,678
TOTAL	\$ 28,978,676

722,400 SF	Cost/SF: \$ 40.11
2,224 Stalls	Cost/Car: \$ 13,030

QUALIFICATIONS

- Normal Work Hours shall be defined as an 8 hour period between the hours of 6 am and 5 pm unless otherwise requested by the Design-Builder. All Work hours will be subject to approval of Airport Operations.
- ARB Structures, Inc. understands that the City reserves the right to occupy a portion of the structure, prior to completion. However, this does not reflect additional insurance premiums for adequate coverage to the structure during this period, and ARB Structures, Inc. will not accept any liability associated with this option, if the City elects to occupy the structure.
- ARB Structures, Inc. shall take every precaution during the construction of the project to protect the general public. However, ARB Structures, Inc. shall not be responsible for unlawful entry or unauthorized use of the jobsite or equipment by the general public.

EXCLUSIONS

- Any development of the "Employee Lot," except for Improvements made necessary by the Project.
- Any development of the existing garage, Lot A.
- Any unusual street sweeping requirements, above and beyond four (4) hours of street sweeping per work day.
- Earthquake insurance, including any associated deductibles.
- All City charges, deposits, and fees. Utility company temporary use charges, deposits, and fees. Connection fees, plan check, permit, school or special district fees, and assessments.
- Cost for Special Testing and Inspection (as required by the Building Code), except cost for re-testing or re-inspection due to non-conforming Work.

M



Exhibit H:

<u>Exhibit Description</u>
H.1 Parking Structure Phase I - Drawing Log
H.2 Parking Structure Phase I - Specification Log
H.3 Parking Structure Phase I - Request for Information Log



Exhibit H.1:
Parking Structure Phase I - Drawing Log

Drawing Number	Drawing Title	Discipline	Designer	Set Name	Set Title	Set Date
<i>NOTE: Design-Builder shall perform the Work in accordance with the drawings listed below and any other engineered final plans, excluding shop drawings, but including required owner approved submittals, submitted by the Design-Builder or its authorized agents, reviewed and approved by the Owner in connection with the Project.</i>						
C 1.1 : 1 OF 16 : B-4460	Civil and Landscape Plans - Phase 1	CIVIL	RBF	BGRD-13520	Civil and Landscape Plans	1/5/2010
C 1.2 : 2 OF 16 : B-4460	Index Map, Notes & Details	CIVIL	RBF	BGRD-13520	Civil and Landscape Plans	1/5/2010
C 1.3 : 3 OF 16 : B-4460	Existing Site Condition Plan	CIVIL	RBF	BGRD-13520	Civil and Landscape Plans	1/5/2010
C 1.4 : 4 OF 16 : B-4460	Demolition & Removal Plan (9/14/10 Revision)	CIVIL	RBF	BGRD-13520	Civil and Landscape Plans	9/14/2010
C 1.5 : 5 OF 16 : B-4460	Existing and Proposed Utility Plans	CIVIL	RBF	BGRD-13520	Civil and Landscape Plans	1/5/2010
C 1.6 : 6 OF 16 : B-4460	Storm Drain - Plan and Profile	CIVIL	RBF	BGRD-13520	Civil and Landscape Plans	1/5/2010
C 1.7 : 7 OF 16 : B-4460	Grading Plan	CIVIL	RBF	BGRD-13520	Civil and Landscape Plans	1/5/2010
C 1.8 : 8 OF 16 : B-4460	Erosion Control Plan	CIVIL	RBF	BGRD-13520	Civil and Landscape Plans	1/5/2010
C 2.1 : 9 OF 16 : B-4460	Street Plan - Typical Sections	CIVIL	RBF	BGRD-13520	Civil and Landscape Plans	1/5/2010
C 2.2 : 10 OF 16 : B-4460	Street Plan - Donald Douglas Drive South (9/14/10 Revision)	CIVIL	RBF	BGRD-13520	Civil and Landscape Plans	9/14/2010
C 2.3 : 11 OF 16 : B-4460	Donald Douglas Drive Northbound Loop and Donald Douglas Drive North (9/14/10 Revision)	CIVIL	RBF	BGRD-13520	Civil and Landscape Plans	9/14/2010
C 2.4 : 12 OF 16 : B-4460	Street Plan - Striping (9/14/10 Revision)	CIVIL	RBF	BGRD-13520	Civil and Landscape Plans	9/14/2010
C 2.5 : 13 OF 16 : B-4460	Street Plan - Striping (9/14/10 Revision)	CIVIL	RBF	BGRD-13520	Civil and Landscape Plans	9/14/2010
C 2.6 : 14 OF 16 : B-4460	Street Plan - Street Lighting	CIVIL	RBF	BGRD-13520	Civil and Landscape Plans	1/5/2010
C 2.7 : 15 OF 16 : B-4460	Street Plan - Lighting Circuit Diagram	CIVIL	RBF	BGRD-13520	Civil and Landscape Plans	1/5/2010
C 2.8 : 16 OF 16 : B-4460	Traffic Signal Plan Donald Douglas Drive S at Donald Douglas Drive Northbound Loop	CIVIL	RBF	BGRD-13520	Civil and Landscape Plans	1/5/2010
L 1.1 : 16 OF 172	Ph 1 Hardscape Plan	LAND	ROMANEK	LANDSCPE	Hardscape, Irrigation & Planting	4/22/2011
L-1.2 : XX OF XXX : B-4460	Hardscape Details	LAND	ROMANEK	BGRD-13520	Civil and Landscape Plans	3/31/2010
L 2.1 : 18 OF 172	Ph 1 Irrigation Plan	LAND	ROMANEK	LANDSCPE	Hardscape, Irrigation & Planting	4/22/2011
L 3.1 : 19 OF 172	Ph 1 Planting Plan	LAND	ROMANEK	LANDSCPE	Hardscape, Irrigation & Planting	4/22/2011
L-4.1 : XX OF XXX : B-4460	Planting and Irrigation Details	LAND	ROMANEK	BGRD-13520	Civil and Landscape Plans	3/31/2010
G 0.1 : 1 OF 173 : B-4460	Phase 1 Cover Sheet	ARCH	WATRY	BNEW-17209	LBBS-approved Building Permit Drawings	3/31/2010
G 0.2 : 2 OF 173 : B-4460	Phase 1 General Data	ARCH	WATRY	BNEW-17209	LBBS-approved Building Permit Drawings	3/31/2010
G 0.3 : 3 OF 173 : B-4460	Phase 1 Data Sheet	ARCH	WATRY	BNEW-17209	LBBS-approved Building Permit Drawings	3/31/2010
G 0.4 : 4 OF 173 : B-4460	Phase 1 Exiting Path	ARCH	WATRY	BNEW-17209	LBBS-approved Building Permit Drawings	3/31/2010
G 0.5 : 5 OF 173 : B-4460	Phase 1 Conditions of Approval	ARCH	WATRY	BNEW-17209	LBBS-approved Building Permit Drawings	3/31/2010
A 1.1 : 6 OF 173 : B-4460	Phase 1 Site Plan	ARCH	WATRY	BNEW-17209	LBBS-approved Building Permit Drawings	3/31/2010
A 2.1-1 : 7 OF 173 : B-4460	CB-2 Ground Level Parking Plan -part 1 of 2	ARCH	WATRY	BULLETIN 2	Rev'sd prkg & striping layout @GrdLvl	8/2/2010
A 2.1-2 : 8 OF 173 : B-4460	Ph 1 Ground Level Parking Plan -part 2 of 2	ARCH	WATRY	BNEW-17209	LBBS-approved Building Permit Drawings	3/31/2010
A 2.2-1 : 9 OF 173 : B-4460	Ph 1 Second Level Parking Plan -part 1 of 2	ARCH	WATRY	BNEW-17209	LBBS-approved Building Permit Drawings	3/31/2010
A 2.2-2 : 10 OF 173 : B-4460	Ph 1 Second Level Parking Plan -part 2 of 2	ARCH	WATRY	BNEW-17209	LBBS-approved Building Permit Drawings	3/31/2010
A 2.3-1 : 11 OF 173 : B-4460	Ph 1 Third Level Parking Plan -part 1 of 2	ARCH	WATRY	BNEW-17209	LBBS-approved Building Permit Drawings	3/31/2010
A 2.3-2 : 12 OF 173 : B-4460	Ph 1 Third Level Parking Plan -part 2 of 2	ARCH	WATRY	BNEW-17209	LBBS-approved Building Permit Drawings	3/31/2010
A 2.4-1 : 13 OF 173 : B-4460	Ph 1 Fourth Level Parking Plan -part 1 of 2	ARCH	WATRY	BNEW-17209	LBBS-approved Building Permit Drawings	3/31/2010
A 2.4-2 : 14 OF 173 : B-4460	Ph 1 Fourth Lvl Pkg Plan -part 2 (rev. 8/25/10)	ARCH	WATRY	BULLETIN 4	Modify 4th Lvl Elect'l Rm A2.4-2 & E34	8/24/2010
A 2.5-1 : 15 OF 173 : B-4460	Ph 1 Fifth Level Parking Plan -part 1 of 2	ARCH	WATRY	BNEW-17209	LBBS-approved Building Permit Drawings	3/31/2010

M



**Exhibit H.1:
Parking Structure Phase I - Drawing Log**

Drawing Number	Drawing Title	Discipline	Designer	Set Name	Set Title	Set Date
A 2.5-2 : 16 OF 173 : B-4460	Ph 1 Fifth Level Parking Plan -part 2 of 2	ARCH	WATRY	BNEW-17209	LBBB-approved Building Permit Drawings	3/31/2010
A 2.1D : 17 OF 173 : B-4460	CB-1 Ground Level Drainage Plan (SK-001)	ARCH	WATRY	BULLETIN 1	Rev'sd fin.flr.elev'ns. per RFIs 28-30 &34	4/30/2010
A 2.2D : 18 OF 173 : B-4460	CB-1 Second Level Drainage Plan	ARCH	WATRY	BULLETIN 1	Rev'sd fin.flr.elev'ns. per RFIs 28-30 &34	4/30/2010
A 2.3D : 19 OF 173 : B-4460	CB-1 Third Level Drainage Plan	ARCH	WATRY	BULLETIN 1	Rev'sd fin.flr.elev'ns. per RFIs 28-30 &34	4/30/2010
A 2.4D : 20 OF 173 : B-4460	CB-1 Fourth Level Drainage Plan	ARCH	WATRY	BULLETIN 1	Rev'sd fin.flr.elev'ns. per RFIs 28-30 &34	4/30/2010
A 2.5D : 21 OF 173 : B-4460	CB-1 Fifth Level Drainage Plan (SK-005)	ARCH	WATRY	BULLETIN 1	Rev'sd fin.flr.elev'ns. per RFIs 28-30 &34	4/30/2010
A 3.1 : 22 OF 173 : B-4460	Ph 1 Building Elevations	ARCH	WATRY	BNEW-17209	LBBB-approved Building Permit Drawings	3/31/2010
A 3.2 : 23 OF 173 : B-4460	Ph 1 Building Sections	ARCH	WATRY	BNEW-17209	LBBB-approved Building Permit Drawings	3/31/2010
A 4.1 : 24 OF 173 : B-4460	Ph 1 Enlarged Plan	ARCH	WATRY	BNEW-17209	LBBB-approved Building Permit Drawings	3/31/2010
A 4.2 : 25 OF 173 : B-4460	Ph 1 Enlarged Plan	ARCH	WATRY	BNEW-17209	LBBB-approved Building Permit Drawings	3/31/2010
A 4.3 : 26 OF 173 : B-4460	Ph 1 Enlarged Plans	ARCH	WATRY	BNEW-17209	LBBB-approved Building Permit Drawings	3/31/2010
A 4.4 : 27 OF 173 : B-4460	Ph 1 EnlrgdPlans,Sections&FinishSched -Office	ARCH	WATRY	BNEW-17209	LBBB-approved Building Permit Drawings	3/31/2010
A 4.5 : 28 OF 173 : B-4460	Ph 1 Sections/Elevations Details	ARCH	WATRY	BNEW-17209	LBBB-approved Building Permit Drawings	3/31/2010
A 4.6 : 29 OF 173 : B-4460	Ph 1 Wall Type Details	ARCH	WATRY	BNEW-17209	LBBB-approved Building Permit Drawings	3/31/2010
A 5.1 : 30 OF 173 : B-4460	Ph 1 Partial [Exterior] Elevation	ARCH	WATRY	BNEW-17209	LBBB-approved Building Permit Drawings	3/31/2010
A 5.2 : 31 OF 173 : B-4460	Ph 1 Wall Sections	ARCH	WATRY	BNEW-17209	LBBB-approved Building Permit Drawings	3/31/2010
A 5.3 : 32 OF 173 : B-4460	Ph 1 Partial Elevation & Wall Sections	ARCH	WATRY	BNEW-17209	LBBB-approved Building Permit Drawings	3/31/2010
A 5.4 : 33 OF 173 : B-4460	Ph 1 Partial Elevation & Wall Section	ARCH	WATRY	BNEW-17209	LBBB-approved Building Permit Drawings	3/31/2010
A 5.5 : 34 OF 173 : B-4460	Ph 1 Partial Elevation & Wall Section	ARCH	WATRY	BNEW-17209	LBBB-approved Building Permit Drawings	3/31/2010
A 5.6 : 35 OF 173 : B-4460	Ph 1 Wall Sections	ARCH	WATRY	BNEW-17209	LBBB-approved Building Permit Drawings	3/31/2010
A 5.7 : 36 OF 173 : B-4460	Ph 1 Partial Enlarged Plans	ARCH	WATRY	BNEW-17209	LBBB-approved Building Permit Drawings	3/31/2010
A 5.8 : 37 OF 173 : B-4460	Ph 1 Partial Elevation & Wall Section	ARCH	WATRY	BNEW-17209	LBBB-approved Building Permit Drawings	3/31/2010
A 6.1 : 38 OF 173 : B-4460	Ph 1 Parking Details	ARCH	WATRY	BNEW-17209	LBBB-approved Building Permit Drawings	3/31/2010
A 7.1 : 39 OF 173 : B-4460	Ph 1 Stair and Rail Details	ARCH	WATRY	BNEW-17209	LBBB-approved Building Permit Drawings	3/31/2010
A 7.2 : 40 OF 173 : B-4460	Ph 1 Stair and Rail Details	ARCH	WATRY	BNEW-17209	LBBB-approved Building Permit Drawings	3/31/2010
A 8.1 : 41 OF 173 : B-4460	Ph 1 Enlarged Stair #1 & Elevators #1, 2, 3 & 4	ARCH	WATRY	BNEW-17209	LBBB-approved Building Permit Drawings	3/31/2010
A 8.2 : 42 OF 173 : B-4460	Ph 1 Enlarged Stair #1 & Elevators #1, 2, 3, & 4	ARCH	WATRY	BNEW-17209	LBBB-approved Building Permit Drawings	3/31/2010
A 8.3 : 43 OF 173 : B-4460	Ph 1 Enlarged Stair #1 & Elevators #1, 2, 3 & 4	ARCH	WATRY	BNEW-17209	LBBB-approved Building Permit Drawings	3/31/2010
A 8.3A : 44 OF 173 : B-4460	Ph 1 Stair #1 & Elevators #1, 2, 3 & 4 Reflected	ARCH	WATRY	BNEW-17209	LBBB-approved Building Permit Drawings	3/31/2010
A 8.4 : 45 OF 173 : B-4460	Ph 1 Stair #1 & Elevators #1, 2, 3 & 4 Sections	ARCH	WATRY	BNEW-17209	LBBB-approved Building Permit Drawings	3/31/2010
A 8.5 : 46 OF 173 : B-4460	Ph 1 Enlarged Stair #2 & Elevator #5 Plans	ARCH	WATRY	BNEW-17209	LBBB-approved Building Permit Drawings	3/31/2010
A 8.6 : 47 OF 173 : B-4460	Ph 1 Enlarged Stair #2 & Elevator #5 Plans	ARCH	WATRY	BNEW-17209	LBBB-approved Building Permit Drawings	3/31/2010
A 8.7 : 48 OF 173 : B-4460	Ph 1 Stair #2 & Elevator #5 Section/Elevation	ARCH	WATRY	BNEW-17209	LBBB-approved Building Permit Drawings	3/31/2010
A 8.8 : 49 OF 173 : B-4460	Ph 1 Enlarged Stair #3 Plans and Section	ARCH	WATRY	BNEW-17209	LBBB-approved Building Permit Drawings	3/31/2010
A 8.9 : 50 OF 173 : B-4460	Ph Enlarged Elevation and Section	ARCH	WATRY	BNEW-17209	LBBB-approved Building Permit Drawings	3/31/2010
A 8.10 : 51 OF 173 : B-4460	Ph 1 Enlarged [Exterior] Elevation	ARCH	WATRY	BNEW-17209	LBBB-approved Building Permit Drawings	3/31/2010
A 8.11 : 52 OF 173 : B-4460	Ph 1 Enlarged [Exterior] Elevation	ARCH	WATRY	BNEW-17209	LBBB-approved Building Permit Drawings	3/31/2010
A 9.1 : 53 OF 173 : B-4460	Ph 1 Miscellaneous Details	ARCH	WATRY	BNEW-17209	LBBB-approved Building Permit Drawings	3/31/2010
A 9.2 : 54 OF 173 : B-4460	Ph 1 Miscellaneous Details	ARCH	WATRY	BNEW-17209	LBBB-approved Building Permit Drawings	3/31/2010
A 9.3 : 55 OF 173 : B-4460	Ph 1 Miscellaneous Details	ARCH	WATRY	BNEW-17209	LBBB-approved Building Permit Drawings	3/31/2010
A 9.4 : 56 OF 173 : B-4460	Ph 1 Miscellaneous Details	ARCH	WATRY	BNEW-17209	LBBB-approved Building Permit Drawings	3/31/2010
A 9.5 : 57 OF 173 : B-4460	Ph 1 Elevator Tower Framing	ARCH	WATRY	BNEW-17209	LBBB-approved Building Permit Drawings	3/31/2010

M



**Exhibit H.1:
Parking Structure Phase I - Drawing Log**

Drawing Number	Drawing Title	Discipline	Designer	Set Name	Set Title	Set Date
A 9.6 : 58 OF 173 : B-4460	Ph 1 Elevator Tower Section Details	ARCH	WATRY	BNEW-17209	LBBB-approved Building Permit Drawings	3/31/2010
A 10.1 : 59 OF 173 : B-4460	Ph 1 Door Schedule and Details	ARCH	WATRY	BNEW-17209	LBBB-approved Building Permit Drawings	3/31/2010
A 11.0 : 60 OF 173 : B-4460	Ph 1 Signage Schedule	ARCH	WATRY	BNEW-17209	LBBB-approved Building Permit Drawings	3/31/2010
A 11.1 : 61 OF 173 : B-4460	Ph 1 Ground Level Signage Plan	ARCH	WATRY	BNEW-17209	LBBB-approved Building Permit Drawings	3/31/2010
A 11.2 : 62 OF 173 : B-4460	Ph 1 Second Level Signage Plan	ARCH	WATRY	BNEW-17209	LBBB-approved Building Permit Drawings	3/31/2010
A 11.3 : 63 OF 173 : B-4460	Ph 1 Third Level Signage Plan	ARCH	WATRY	BNEW-17209	LBBB-approved Building Permit Drawings	3/31/2010
A 11.4 : 64 OF 173 : B-4460	Ph 1 Fourth Level Signage Plan	ARCH	WATRY	BNEW-17209	LBBB-approved Building Permit Drawings	3/31/2010
A 11.5 : 65 OF 173 : B-4460	Ph 1 Fifth Level Signage Plan	ARCH	WATRY	BNEW-17209	LBBB-approved Building Permit Drawings	3/31/2010
A 12.1 : 66 OF 173 : B-4460	Ph 1 Graphic Signs & Details	ARCH	WATRY	BNEW-17209	LBBB-approved Building Permit Drawings	3/31/2010
A 12.2 : 67 OF 173 : B-4460	Ph 1 Graphic Signs & Details	ARCH	WATRY	BNEW-17209	LBBB-approved Building Permit Drawings	3/31/2010
S 1.0 : 68 OF 173 : B-4460	Ph 1 General [Structural] Notes	STRUCT	BFL-OWEN	BNEW-17209	LBBB-approved Building Permit Drawings	3/31/2010
S 1.1 : 69 OF 173 : B-4460	Ph 1 General [Structural] Notes [cont'd]	STRUCT	BFL-OWEN	BNEW-17209	LBBB-approved Building Permit Drawings	3/31/2010
S 2.1-1 : 70 OF 173 : B-4460	Ph 1 Foundation Plan -Part 1	STRUCT	BFL-OWEN	BNEW-17209	LBBB-approved Building Permit Drawings	3/31/2010
S 2.1-2 : 71 OF 173 : B-4460	Ph 1 Foundation Plan -Part 2	STRUCT	BFL-OWEN	BNEW-17209	LBBB-approved Building Permit Drawings	3/31/2010
S 2.2-1 : 72 OF 173 : B-4460	Ph 1 Second Level Framing Plan -Part 1	STRUCT	BFL-OWEN	BNEW-17209	LBBB-approved Building Permit Drawings	3/31/2010
S 2.2-2 : 73 OF 173 : B-4460	Ph 1 Second Level Framing Plan -Part 2	STRUCT	BFL-OWEN	BNEW-17209	LBBB-approved Building Permit Drawings	3/31/2010
S 2.3-1 : 74 OF 173 : B-4460	Ph 1 Third Level Framing Plan -Part 1	STRUCT	BFL-OWEN	BNEW-17209	LBBB-approved Building Permit Drawings	3/31/2010
S 2.3-2 : 75 OF 173 : B-4460	Ph 1 Third Level Framing Plan -Part 2	STRUCT	BFL-OWEN	BNEW-17209	LBBB-approved Building Permit Drawings	3/31/2010
S 2.4-1 : 76 OF 173 : B-4460	Ph 1 Fourth Level Framing Plan -Part 1	STRUCT	BFL-OWEN	BNEW-17209	LBBB-approved Building Permit Drawings	3/31/2010
S 2.4-2 : 77 OF 173 : B-4460	Ph 1 Fourth Level Framing Plan -Part 2	STRUCT	BFL-OWEN	BNEW-17209	LBBB-approved Building Permit Drawings	3/31/2010
S 2.5-1 : 78 OF 173 : B-4460	Ph 1 Fifth Level Framing Plan -Part 1	STRUCT	BFL-OWEN	BNEW-17209	LBBB-approved Building Permit Drawings	3/31/2010
S 2.5-2 : 79 OF 173 : B-4460	Ph 1 Fifth Level Framing Plan -Part 2	STRUCT	BFL-OWEN	BNEW-17209	LBBB-approved Building Permit Drawings	3/31/2010
S 2.6 : 80 OF 173 : B-4460	Ph 1 Elevator Lobby Plans	STRUCT	BFL-OWEN	BNEW-17209	LBBB-approved Building Permit Drawings	3/31/2010
S 3.1 : 81 OF 173 : B-4460	Ph 1 Concrete Frame Elevations	STRUCT	BFL-OWEN	BNEW-17209	LBBB-approved Building Permit Drawings	3/31/2010
S 3.2 : 82 OF 173 : B-4460	Ph 1 Concrete Frame Elevations	STRUCT	BFL-OWEN	BNEW-17209	LBBB-approved Building Permit Drawings	3/31/2010
S 3.3 : 83 OF 173 : B-4460	Ph 1 Concrete Frame Elevations	STRUCT	BFL-OWEN	BNEW-17209	LBBB-approved Building Permit Drawings	3/31/2010
S 3.4 : 84 OF 173 : B-4460	Ph 1 Concrete Frame Elevations	STRUCT	BFL-OWEN	BNEW-17209	LBBB-approved Building Permit Drawings	3/31/2010
S 3.6 : 85 OF 173 : B-4460	Ph 1 Steel Moment Frame Elevation - Stair Tower	STRUCT	BFL-OWEN	BNEW-17209	LBBB-approved Building Permit Drawings	3/31/2010
S 3.7 : 86 OF 173 : B-4460	Ph 1 Wall Section & Enlarged Plans	STRUCT	BFL-OWEN	BNEW-17209	LBBB-approved Building Permit Drawings	3/31/2010
S 3.8 : 87 OF 173 : B-4460	Ph 1 Ramp Sections	STRUCT	BFL-OWEN	BNEW-17209	LBBB-approved Building Permit Drawings	3/31/2010
S 4.1 : 88 OF 173 : B-4460	Ph 1 Concrete Column Schedule	STRUCT	BFL-OWEN	BNEW-17209	LBBB-approved Building Permit Drawings	3/31/2010
S 4.2 : 89 OF 173 : B-4460	Ph 1 Concrete Column Details	STRUCT	BFL-OWEN	BNEW-17209	LBBB-approved Building Permit Drawings	3/31/2010
S 4.3 : 90 OF 173 : B-4460	Ph 1 Post-tension Beams Schedules and Details	STRUCT	BFL-OWEN	BNEW-17209	LBBB-approved Building Permit Drawings	3/31/2010
S 5.1 : 91 OF 173 : B-4460	Ph 1 Post-tension Beams Schedules and Details	STRUCT	BFL-OWEN	BNEW-17209	LBBB-approved Building Permit Drawings	3/31/2010
S 5.2 : 92 OF 173 : B-4460	Ph 1 Post-tension Beams Schedules and Details	STRUCT	BFL-OWEN	BNEW-17209	LBBB-approved Building Permit Drawings	3/31/2010
S 5.3 : 93 OF 173 : B-4460	Ph 1 Concrete Details	STRUCT	BFL-OWEN	BNEW-17209	LBBB-approved Building Permit Drawings	3/31/2010
S 5.4 : 94 OF 173 : B-4460	Ph 1 Concrete Details	STRUCT	BFL-OWEN	BNEW-17209	LBBB-approved Building Permit Drawings	3/31/2010
S 5.5 : 95 OF 173 : B-4460	Ph 1 Concrete Details	STRUCT	BFL-OWEN	BNEW-17209	LBBB-approved Building Permit Drawings	3/31/2010
S 6.1 : 95 OF 173 : B-4460	Ph 1 Post-tension Slab Details	STRUCT	BFL-OWEN	BNEW-17209	LBBB-approved Building Permit Drawings	3/31/2010
S 7.1 : 96 OF 173 : B-4460	Ph 1 Structural Steel Details	STRUCT	BFL-OWEN	BNEW-17209	LBBB-approved Building Permit Drawings	3/31/2010
S 7.2 : 97 OF 173 : B-4460	Ph 1 Steel and Decking Details	STRUCT	BFL-OWEN	BNEW-17209	LBBB-approved Building Permit Drawings	3/31/2010
S 7.3 : 98 OF 173 : B-4460	Ph 1 Details and Sections	STRUCT	BFL-OWEN	BNEW-17209	LBBB-approved Building Permit Drawings	3/31/2010

M



Exhibit H.1:
Parking Structure Phase I - Drawing Log

Drawing Number	Drawing Title	Discipline	Designer	Set Name	Set Title	Set Date
TY 1.1 : 164 OF 173 : B-4460	Ph 1 Ground Level Security Device Layout	SECURITY	T-T	BNEW-17209	LBBB-approved Building Permit Drawings	3/31/2010
TY 1.2 : 165 OF 173 : B-4460	Ph 1 Level Two Security Device Layout	SECURITY	T-T	BNEW-17209	LBBB-approved Building Permit Drawings	3/31/2010
TY 1.3 : 166 OF 173 : B-4460	Ph 1 Level Three Security Device Layout	SECURITY	T-T	BNEW-17209	LBBB-approved Building Permit Drawings	3/31/2010
TY 1.4 : 167 OF 173 : B-4460	Ph 1 Level Four Security Device Layout	SECURITY	T-T	BNEW-17209	LBBB-approved Building Permit Drawings	3/31/2010
TY 1.5 : 168 OF 173 : B-4460	Ph 1 Level Five Security Device Layout	SECURITY	T-T	BNEW-17209	LBBB-approved Building Permit Drawings	3/31/2010
TY 3.0 : 169 OF 173 : B-4460	Ph 1 Low-voltage Security Devices M'tg Details	SECURITY	T-T	BNEW-17209	LBBB-approved Building Permit Drawings	3/31/2010
TY 3.1 : 170 OF 173 : B-4460	Ph 1 Low-voltage Security Device M'tg Details	SECURITY	T-T	BNEW-17209	LBBB-approved Building Permit Drawings	3/31/2010
TY 3.2 : 171 OF 173 : B-4460	Ph 1 Low-voltage Security Devices M'tg Details	SECURITY	T-T	BNEW-17209	LBBB-approved Building Permit Drawings	3/31/2010
TY 3.3 : 172 OF 173 : B-4460	Ph 1 Low-voltage Security Devices Schedule	SECURITY	T-T	BNEW-17209	LBBB-approved Building Permit Drawings	3/31/2010
TY 3.4 : 173 OF 173 : B-4460	Ph 1 Low-voltage Sec.Dev. Site Connectivity Plan	SECURITY	T-T	BNEW-17209	LBBB-approved Building Permit Drawings	3/31/2010
NOTE: Drawings TY1.1 through TY3.4 included for reference. Design-Builder shall install infrastructure conduit and 120 vac power only. Security equipment and cabling to be installed by others.						
P1.0 : 145 OF 173 : B-4460	PlumbingGen'lNotes,Legends,Schedules&Details	PLUMB	H-O	BPLM-17304	LBBB-approved Plumbing Permit Drawings	6/2/2010
P2.1-1 : 146 OF 173 : B-4460	Ground Level Plumbing Plan -part 1 of 2	PLUMB	H-O	BPLM-17304	LBBB-approved Plumbing Permit Drawings	6/2/2010
P2.1-2 : 147 OF 173 : B-4460	Ground Level Plumbing Plan -part 2 of 2	PLUMB	H-O	BPLM-17304	LBBB-approved Plumbing Permit Drawings	6/2/2010
P2.2-1 : 148 OF 173 : B-4460	Second Level Plumbing Plan -part 1 of 2	PLUMB	H-O	BPLM-17304	LBBB-approved Plumbing Permit Drawings	6/2/2010
P2.2-2 : 149 OF 173 : B-4460	Second Level Plumbing Plan -part 2 of 2	PLUMB	H-O	BPLM-17304	LBBB-approved Plumbing Permit Drawings	6/2/2010
P2.3-1 : 150 OF 173 : B-4460	Third Level Plumbing Plan -part 1 of 2	PLUMB	H-O	BPLM-17304	LBBB-approved Plumbing Permit Drawings	6/2/2010
P2.3-2 : 151 OF 173 : B-4460	Third Level Plumbing Plan -part 2 of 2	PLUMB	H-O	BPLM-17304	LBBB-approved Plumbing Permit Drawings	6/2/2010
P2.4-1 : 152 OF 173 : B-4460	Fourth Level Plumbing Plan -part 1 of 2	PLUMB	H-O	BPLM-17304	LBBB-approved Plumbing Permit Drawings	6/2/2010
P2.4-2 : 153 OF 173 : B-4460	Fourth Level Plumbing Plan -part 2 of 2	PLUMB	H-O	BPLM-17304	LBBB-approved Plumbing Permit Drawings	6/2/2010
P2.5-1 : 154 OF 173 : B-4460	Fifth Level Plumbing Plan -part 1 of 2	PLUMB	H-O	BPLM-17304	LBBB-approved Plumbing Permit Drawings	6/2/2010
P2.5-2 : 155 OF 173 : B-4460	Fifth Level Plumbing Plan -part 2 of 2	PLUMB	H-O	BPLM-17304	LBBB-approved Plumbing Permit Drawings	6/2/2010
P2.6-1 : 156 OF 173 : B-4460	Isometric Parking Plumbing Plan -part 1 of 2	PLUMB	H-O	BPLM-17304	LBBB-approved Plumbing Permit Drawings	6/2/2010
P2.6-2 : 157 OF 173 : B-4460	Isometric Parking Plumbing Plan -part 2 of 2	PLUMB	H-O	BPLM-17304	LBBB-approved Plumbing Permit Drawings	6/2/2010
P3.1 : 158 OF 173 : B-4460	Ground Level Enlarged Plumbing Plan	PLUMB	H-O	BPLM-17304	LBBB-approved Plumbing Permit Drawings	6/2/2010
P3.2 : 159 OF 173 : B-4460	Elevators Plumbing Roof Plan	PLUMB	H-O	BPLM-17304	LBBB-approved Plumbing Permit Drawings	6/2/2010
M1.0 : 160 OF 173 : B-4460	Mech'lGen'l &HVACNotes,Symbol,Schedules &Details	HVAC	H-O	BMEC-17302	LBBB-approved HVAC Permit Drawings	6/3/2010
M1.1 : 161 OF 173 : B-4460	Mechanical Title 24	HVAC	H-O	BMEC-17302	LBBB-approved HVAC Permit Drawings	6/3/2010
M2.1 : 162 OF 173 : B-4460	Ground Level Parking Mechanical Plan	HVAC	H-O	BMEC-17302	LBBB-approved HVAC Permit Drawings	6/3/2010
M3.1 : 163 OF 173 : B-4460	Ground Level Office Enlarged Mechanical Plan	HVAC	H-O	BMEC-17302	LBBB-approved HVAC Permit Drawings	6/3/2010
P1.0 : 1 OF 9	S'drainage Re-design/ PlbgGen'l Notes,Legends,Sc	PLUMB	GKP	BPLM-17304-R	LBBB-approved PLBG "REVISION"	7/15/2010
P2.1-1 : 2 OF 9	S'drainage Re-design/ Foundation Plan -Part 1	PLUMB	GKP	BPLM-17304-R	LBBB-approved PLBG "REVISION"	7/15/2010
P2.1-2 : 3 OF 9	S'drainage Re-design/ Foundation Plan -Part 2	PLUMB	GKP	BPLM-17304-R	LBBB-approved PLBG "REVISION"	7/15/2010
P2.23D : 4 OF 9	S'drainage Re-design/ Second&Third Drainage Plan	PLUMB	GKP	BPLM-17304-R	LBBB-approved PLBG "REVISION"	7/15/2010
P2.4D : 5 OF 9	S'drainage Re-design/ FourthLvl Drainage Plan	PLUMB	GKP	BPLM-17304-R	LBBB-approved PLBG "REVISION"	7/15/2010
P2.5D : 6 OF 9	S'drainage Re-design/ Fifth & Roof Drainage Plan	PLUMB	GKP	BPLM-17304-R	LBBB-approved PLBG "REVISION"	7/15/2010
P2.6-1 : 7 OF 9	S'drainage Re-design/ Isometric Plbg Plan -pt.1	PLUMB	GKP	BPLM-17304-R	LBBB-approved PLBG "REVISION"	7/15/2010
P2.6-2 : 8 OF 9	S'drainage Re-design/ Isometric Plbg Plan -pt. 2	PLUMB	GKP	BPLM-17304-R	LBBB-approved PLBG "REVISION"	7/15/2010
P3.1 : 9 OF 9	S'drainage Re-design/ GrndLvl Enlarged Plbg Plan	PLUMB	GKP	BPLM-17304-R	LBBB-approved PLBG "REVISION"	7/15/2010

M



Exhibit H.1:
Parking Structure Phase I - Drawing Log

Drawing Number	Drawing Title	Discipline	Designer	Set Name	Set Title	Set Date
SM0.02 : XX OF XXX : B-4460	Sprinkler Monitoring System Calculations, Riser Diagram	LIFE	Pyro-Comm	FALM-63724	LBBB-approved Sprinkler Monitoring Plans	8/6/2010
SM0.01: XX OF XXX : B-4460	Symbol, Legend, Sheet Index, Sequence, General Notes	LIFE	Pyro-Comm	FALM-63724	LBBB-approved Sprinkler Monitoring Plans	8/6/2010
SM1.10: XX OF XXX : B-4460	Sprinkler Monitoring Floor Plan - Ground Level Area 1	LIFE	Pyro-Comm	FALM-63724	LBBB-approved Sprinkler Monitoring Plans	8/6/2010
SM1.11: XX OF XXX : B-4460	Sprinkler Monitoring Floor Plan - Ground Level Area 2	LIFE	Pyro-Comm	FALM-63724	LBBB-approved Sprinkler Monitoring Plans	8/6/2010
SM1.20: XX OF XXX : B-4460	Sprinkler Monitoring Floor Plan - Second Level Area 1	LIFE	Pyro-Comm	FALM-63724	LBBB-approved Sprinkler Monitoring Plans	8/6/2010
SM1.21: XX OF XXX : B-4460	Sprinkler Monitoring Floor Plan - Second Level Area 2	LIFE	Pyro-Comm	FALM-63724	LBBB-approved Sprinkler Monitoring Plans	8/6/2010
SM1.30: XX OF XXX : B-4460	Sprinkler Monitoring Floor Plan - Third Level Area 1	LIFE	Pyro-Comm	FALM-63724	LBBB-approved Sprinkler Monitoring Plans	8/6/2010
SM1.31: XX OF XXX : B-4460	Sprinkler Monitoring Floor Plan - Third Level Area 2	LIFE	Pyro-Comm	FALM-63724	LBBB-approved Sprinkler Monitoring Plans	8/6/2010
SM1.40: XX OF XXX : B-4460	Sprinkler Monitoring Floor Plan - Fourth Level Area 1	LIFE	Pyro-Comm	FALM-63724	LBBB-approved Sprinkler Monitoring Plans	8/6/2010
SM1.41: XX OF XXX : B-4460	Sprinkler Monitoring Floor Plan - Fourth Level Area 2	LIFE	Pyro-Comm	FALM-63724	LBBB-approved Sprinkler Monitoring Plans	8/6/2010
SM1.50: XX OF XXX : B-4460	Sprinkler Monitoring Floor Plan - Fifth Level Area 1	LIFE	Pyro-Comm	FALM-63724	LBBB-approved Sprinkler Monitoring Plans	8/6/2010
SM1.51: XX OF XXX : B-4460	Sprinkler Monitoring Floor Plan - Fifth Level Area 2	LIFE	Pyro-Comm	FALM-63724	LBBB-approved Sprinkler Monitoring Plans	8/6/2010
SM2.01: XX OF XXX : B-4460	Fire Alarm Typical Elevations and Mounting Details	LIFE	Pyro-Comm	FALM-63724	LBBB-approved Sprinkler Monitoring Plans	8/6/2010
SM2.02: XX OF XXX : B-4460	Fire Alarm Typical Wiring Details	LIFE	Pyro-Comm	FALM-63724	LBBB-approved Sprinkler Monitoring Plans	8/6/2010
SM0.01: XX OF XXX : B-4460	Symbol, Legend, Sheet Index, Sequence, General Notes	ELEC	Pyro-Comm	BELE-63726	LBBB-approved Sprinkler Monitoring Plans	8/6/2010
SM0.02 : XX OF XXX : B-4460	Sprinkler Monitoring System Calculations, Riser Diagram	ELEC	Pyro-Comm	BELE-63726	LBBB-approved Sprinkler Monitoring Plans	8/6/2010
SM1.10: XX OF XXX : B-4460	Sprinkler Monitoring Floor Plan - Ground Level Area 1	ELEC	Pyro-Comm	BELE-63726	LBBB-approved Sprinkler Monitoring Plans	8/6/2010
SM1.11: XX OF XXX : B-4460	Sprinkler Monitoring Floor Plan - Ground Level Area 2	ELEC	Pyro-Comm	BELE-63726	LBBB-approved Sprinkler Monitoring Plans	8/6/2010
SM1.20: XX OF XXX : B-4460	Sprinkler Monitoring Floor Plan - Second Level Area 1	ELEC	Pyro-Comm	BELE-63726	LBBB-approved Sprinkler Monitoring Plans	8/6/2010
SM1.21: XX OF XXX : B-4460	Sprinkler Monitoring Floor Plan - Second Level Area 2	ELEC	Pyro-Comm	BELE-63726	LBBB-approved Sprinkler Monitoring Plans	8/6/2010
SM1.30: XX OF XXX : B-4460	Sprinkler Monitoring Floor Plan - Third Level Area 1	ELEC	Pyro-Comm	BELE-63726	LBBB-approved Sprinkler Monitoring Plans	8/6/2010
SM1.31: XX OF XXX : B-4460	Sprinkler Monitoring Floor Plan - Third Level Area 2	ELEC	Pyro-Comm	BELE-63726	LBBB-approved Sprinkler Monitoring Plans	8/6/2010
SM1.40: XX OF XXX : B-4460	Sprinkler Monitoring Floor Plan - Fourth Level Area 1	ELEC	Pyro-Comm	BELE-63726	LBBB-approved Sprinkler Monitoring Plans	8/6/2010
SM1.41: XX OF XXX : B-4460	Sprinkler Monitoring Floor Plan - Fourth Level Area 2	ELEC	Pyro-Comm	BELE-63726	LBBB-approved Sprinkler Monitoring Plans	8/6/2010
SM1.50: XX OF XXX : B-4460	Sprinkler Monitoring Floor Plan - Fifth Level Area 1	ELEC	Pyro-Comm	BELE-63726	LBBB-approved Sprinkler Monitoring Plans	8/6/2010
SM1.51: XX OF XXX : B-4460	Sprinkler Monitoring Floor Plan - Fifth Level Area 2	ELEC	Pyro-Comm	BELE-63726	LBBB-approved Sprinkler Monitoring Plans	8/6/2010
SM2.01: XX OF XXX : B-4460	Fire Alarm Typical Elevations and Mounting Details	ELEC	Pyro-Comm	BELE-63726	LBBB-approved Sprinkler Monitoring Plans	8/6/2010
SM2.02: XX OF XXX : B-4460	Fire Alarm Typical Wiring Details	ELEC	Pyro-Comm	BELE-63726	LBBB-approved Sprinkler Monitoring Plans	8/6/2010
LC-7238 FP 0.01	Fire Protection Cover Sheet	FIRE	COSCO	FSPK-59003	LBFD-approved Cosco shop dwgs	8/19/2010
LC-7238 FP-1.01	Fire Protection Details	FIRE	COSCO	FSPK-59003	LBFD-approved Cosco shop dwgs	8/19/2010
LC-7238 FP-2.1-1	Ground Floor Plan -Area 1	FIRE	COSCO	FSPK-59003	LBFD-approved Cosco shop dwgs	8/19/2010
LC-7238 FP-2.1-2	Ground Floor Plan - Area 2	FIRE	COSCO	FSPK-59003	LBFD-approved Cosco shop dwgs	8/19/2010
LC-7238 FP-2.2-1	Second Floor Plan - Area 1	FIRE	COSCO	FSPK-59003	LBFD-approved Cosco shop dwgs	8/19/2010
LC-7238 FP-2.2-2	Second Floor Plan - Area 2	FIRE	COSCO	FSPK-59003	LBFD-approved Cosco shop dwgs	8/19/2010
LC-7238 FP-2.3-1	Third Floor Plan - Area 1	FIRE	COSCO	FSPK-59003	LBFD-approved Cosco shop dwgs	8/19/2010
LC-7238 FP-2.3-2	Third Floor Plan - Area 2	FIRE	COSCO	FSPK-59003	LBFD-approved Cosco shop dwgs	8/19/2010
LC-7238 FP-2.4-1	Fourth Floor Plan - Area 1	FIRE	COSCO	FSPK-59003	LBFD-approved Cosco shop dwgs	8/19/2010
LC-7238 FP-2.4-2	Fourth Floor Plan - Area 2	FIRE	COSCO	FSPK-59003	LBFD-approved Cosco shop dwgs	8/19/2010
LC-7238 FP-2.5-1	Fifth Floor Plan - Area 1	FIRE	COSCO	FSPK-59003	LBFD-approved Cosco shop dwgs	8/19/2010

M



**Exhibit H.1:
Parking Structure Phase I - Drawing Log**

Drawing Number	Drawing Title	Discipline	Designer	Set Name	Set Title	Set Date
LC-7238 FP-2.5-2	Fifth Floor Plan - Area 2	FIRE	COSCO	FSPK-59003	LBFD-approved Cosco shop dwgs	8/19/2010
LC-7238 FP-3.01	Building Sections	FIRE	COSCO	FSPK-59003	LBFD-approved Cosco shop dwgs	8/19/2010
LC-7238 FP-4.01	Standpipe System Isometric	FIRE	COSCO	FSPK-59003	LBFD-approved Cosco shop dwgs	8/19/2010
PC-1.1	Phase 1 Site Plan (SUB0111151-0)	PARCS	SENTRY	BELE-85056	LBBB-approved Sentry shop dwgs	8/22/2010
PC-2.1-1.1	Phase 1 Ground Level (SUB0111151-0)	PARCS	SENTRY	BELE-85056	LBBB-approved Sentry shop dwgs	8/22/2010
PC-2.1-1.2	Phase 1 Ground Level (SUB0111151-0)	PARCS	SENTRY	BELE-85056	LBBB-approved Sentry shop dwgs	8/22/2010
PC-2.1-1.3	Phase 1 Ground Level (SUB0111151-0)	PARCS	SENTRY	BELE-85056	LBBB-approved Sentry shop dwgs	8/22/2010
PC-2.1-2	Phase 1 Ground Level (SUB0111151-0)	PARCS	SENTRY	BELE-85056	LBBB-approved Sentry shop dwgs	8/22/2010
PC-2.1-2.1	Phase 1 Ground Level (SUB0111151-0)	PARCS	SENTRY	BELE-85056	LBBB-approved Sentry shop dwgs	8/22/2010
PC-2.2-1	Phase 1 Second Level (SUB0111151-0)	PARCS	SENTRY	BELE-85056	LBBB-approved Sentry shop dwgs	8/22/2010
PC-2.2-2	Phase 1 Second Level (SUB0111151-0)	PARCS	SENTRY	BELE-85056	LBBB-approved Sentry shop dwgs	8/22/2010
PC-2.3-1	Phase 1 Third Level (SUB0111151-0)	PARCS	SENTRY	BELE-85056	LBBB-approved Sentry shop dwgs	8/22/2010
PC-2.3-2	Phase 1 Third Level (SUB0111151-0)	PARCS	SENTRY	BELE-85056	LBBB-approved Sentry shop dwgs	8/22/2010
PC-2.4-1	Phase 1 Fourth Level (SUB0111151-0)	PARCS	SENTRY	BELE-85056	LBBB-approved Sentry shop dwgs	8/22/2010
PC-2.4-2	Phase 1 Fourth Level (SUB0111151-0)	PARCS	SENTRY	BELE-85056	LBBB-approved Sentry shop dwgs	8/22/2010
PC-2.5-1	Phase 1 Fifth Level (SUB0111151-0)	PARCS	SENTRY	BELE-85056	LBBB-approved Sentry shop dwgs	8/22/2010
PC-2.5-2	Phase 1 Fifth Level (SUB0111151-0)	PARCS	SENTRY	BELE-85056	LBBB-approved Sentry shop dwgs	8/22/2010
PC-5.5	Phase 1 Partial Elevation (SUB0111151-0)	PARCS	SENTRY	BELE-85056	LBBB-approved Sentry shop dwgs	8/22/2010
BNEW-17209 : 16-3-3000	Details of: Stair Frame (Stair #1)	STEEL	SIC	SUB0105510-0	LBBB-approved Stair #1 shop dwgs	9/7/2010
BNEW-17209 : 16-3-3001	Details of: Stair Frame (Stair #1)	STEEL	SIC	SUB0105510-0	LBBB-approved Stair #1 shop dwgs	9/7/2010
BNEW-17209 : 16-3-3002	Details of: Stair Frames (Stair #1)	STEEL	SIC	SUB0105510-0	LBBB-approved Stair #1 shop dwgs	9/7/2010
BNEW-17209 : 16-3-3003	Details of: Stair Frames (Stair #1)	STEEL	SIC	SUB0105510-0	LBBB-approved Stair #1 shop dwgs	9/7/2010
BNEW-17209 : 16-3-3004	Details of: Stair Column (Stair #1)	STEEL	SIC	SUB0105510-0	LBBB-approved Stair #1 shop dwgs	9/7/2010
BNEW-17209 : 16-3-3005	Details of: Stair Columns (Stair #1)	STEEL	SIC	SUB0105510-0	LBBB-approved Stair #1 shop dwgs	9/7/2010
BNEW-17209 : 16-3-3007	Details of: Beams @Stair Platforms (Stair #1)	STEEL	SIC	SUB0105510-0	LBBB-approved Stair #1 shop dwgs	9/7/2010
BNEW-17209 : 16-3-3010	Details of: Closure Channels (Stair #1)	STEEL	SIC	SUB0105510-0	LBBB-approved Stair #1 shop dwgs	9/7/2010
BNEW-17209 : 16-3-3011	Details of: Gaurdrails@E.J. nr Stair #1	STEEL	SIC	SUB0105510-0	LBBB-approved Stair #1 shop dwgs	9/7/2010
BNEW-17209 : 16-3-3012	Details of: Guardrails@Stair #1 (E.J.)	STEEL	SIC	SUB0105510-0	LBBB-approved Stair #1 shop dwgs	9/7/2010
BNEW-17209 : 16-3-3013	Details of: Guardrail(GrndLvl) @Stair #1	STEEL	SIC	SUB0105510-0	LBBB-approved Stair #1 shop dwgs	9/7/2010
BNEW-17209 : 16-3-3014	Details of: Guardrail(GrndLvl) @Stair #1	STEEL	SIC	SUB0105510-0	LBBB-approved Stair #1 shop dwgs	9/7/2010
BNEW-17209 : 16-3-3015	Details of: Guardrail(GrndLvl) @Stair #1	STEEL	SIC	SUB0105510-0	LBBB-approved Stair #1 shop dwgs	9/7/2010
BNEW-17209 : 16-3-3016	Details of: Guardrail(GrndLvl) @ Stair #1	STEEL	SIC	SUB0105510-0	LBBB-approved Stair #1 shop dwgs	9/7/2010
BNEW-17209 : 16-3-3017	Details of: Guardrail(GrndLvl) @ Stair #1	STEEL	SIC	SUB0105510-0	LBBB-approved Stair #1 shop dwgs	9/7/2010
BNEW-17209 : 16-3-D3000	Details of Metal Deck Plans @Landings-Str #1	STEEL	SIC	SUB0105510-0	LBBB-approved Stair #1 shop dwgs	9/7/2010
BNEW-17209 : 16-3-E3000	Details of Stair#1 Plans @GrndLvl to Lvl 5	STEEL	SIC	SUB0105510-0	LBBB-approved Stair #1 shop dwgs	9/7/2010
BNEW-17209 : 16-3-E3001	Details of Sections&Details for Stair #1	STEEL	SIC	SUB0105510-0	LBBB-approved Stair #1 shop dwgs	9/7/2010
BNEW-17209 : 16-3-E3002	Details of Rails Marking Plan @Stair #1	STEEL	SIC	SUB0105510-0	LBBB-approved Stair #1 shop dwgs	9/7/2010
BNEW-17209 : 16-3-E3003	Details of Rails Marking Plan nr. Stair #1 -E.J.	STEEL	SIC	SUB0105510-0	LBBB-approved Stair #1 shop dwgs	9/7/2010
E1 : 99 OF 174 : B-4460	CB-4 8/25/10 : Gen'INotes,Abbr's,Symbols&FixtSch	ELEC	H-O	BULLETIN 4R1	All E-dwgs re-issued 9/12/10	9/14/2010

M



Exhibit H.1:
Parking Structure Phase I - Drawing Log

Drawing Number	Drawing Title	Discipline	Designer	Set Name	Set Title	Set Date
E2 : 100 OF 174 : B-4460	CB-4 8/25/10 Ph 1 Site Electrical Plan	ELEC	H-O	BULLETIN 4R1	All E-drwgs re-issued 9/12/10	1/10/2011
E3 : 101 OF 174 : B-4460	CB-4 8/25/10 Ph 1 Site Lighting Plan	ELEC	H-O	BULLETIN 4R1	All E-drwgs re-issued 9/12/10	9/14/2010
E4 : 102 OF 174 : B-4460	CB-4 8/24/10 Ph 1 Single-line Diagram	ELEC	H-O	BULLETIN 4R1	All E-drwgs re-issued 9/12/10	1/10/2011
E5 : 103 OF 174 : B-4460	"Delta 3" rev'sd Ground Lvl Lighting Plan -pt.1	ELEC	H-O	BELE 17303-R	"Delta 3" rev'sd planck approval	10/19/2010
E6 : 104 OF 174 : B-4460	CB-4 8/25/10 Ph 1 Grnd Lvl Lighting Plan -pt.2	ELEC	H-O	BULLETIN 4R1	All E-drwgs re-issued 9/12/10	9/14/2010
E7 : 105 OF 174 : B-4460	CB-4 8/25/10 Ph 1 Grnd Lvl Egress/Photometric -1	ELEC	H-O	BULLETIN 4R1	All E-drwgs re-issued 9/12/10	9/14/2010
E8 : 106 OF 174 : B-4460	CB-4 8/25/10 Phi 1 GrndLvl Egress/Photometric -2	ELEC	H-O	BULLETIN 4R1	All E-drwgs re-issued 9/12/10	9/14/2010
E9 : 107 OF 174 : B-4460	CB-4 8/25/10 Ph1 2nd Lvl Lighting Plan -pt.1	ELEC	H-O	BULLETIN 4R1	All E-drwgs re-issued 9/12/10	9/14/2010
E10 : 108 OF 174 : B-4460	CB-4 8/25/10 Ph 1 2nd Lvl Lighting Plan -pt.2	ELEC	H-O	BULLETIN 4R1	All E-drwgs re-issued 9/12/10	9/14/2010
E11 : 109 OF 174 : B-4460	CB-4 8/25/10 Ph 1 2nd Lvl Egress/Photometric -1	ELEC	H-O	BULLETIN 4R1	All E-drwgs re-issued 9/12/10	9/14/2010
E12 : 110 OF 174 : B-4460	CB-4 8/25/10 Ph 1 2nd Lvl Egress/Photometric -2	ELEC	H-O	BULLETIN 4R1	All E-drwgs re-issued 9/12/10	9/14/2010
E13 : 111 OF 174 : B-4460	CB-4 8/25/10 Ph 1 3rd Lvl Lighting Plan -pt.1	ELEC	H-O	BULLETIN 4R1	All E-drwgs re-issued 9/12/10	9/14/2010
E14 : 112 OF 174 : B-4460	CB-4 8/25/10 Ph 1 3rd Lvl Lighting Plan -pt.2	ELEC	H-O	BULLETIN 4R1	All E-drwgs re-issued 9/12/10	9/14/2010
E15 : 113 OF 174 : B-4460	CB-4 8/25/10 Ph 1 3rd Lvl Egress/Photometric -1	ELEC	H-O	BULLETIN 4R1	All E-drwgs re-issued 9/12/10	9/14/2010
E16 : 114 OF 174 : B-4460	CB-4 8/25/10 Ph 1 3rd Lvl Egress/Photometric -2	ELEC	H-O	BULLETIN 4R1	All E-drwgs re-issued 9/12/10	9/14/2010
E17 : 115 OF 174 : B-4460	CB-4 8/25/10 Ph 1 4th Lvl Lighting Plan -pt.1	ELEC	H-O	BULLETIN 4R1	All E-drwgs re-issued 9/12/10	9/14/2010
E18 : 116 OF 174 : B-4460	CB-4 8/25/10 Ph 1 4th Lvl Lighting Plan -pt.2	ELEC	H-O	BULLETIN 4R1	All E-drwgs re-issued 9/12/10	9/14/2010
E19 : 117 OF 174 : B-4460	CB-4 8/25/10 Ph 1 4th Lvl Egress/Photometric -1	ELEC	H-O	BULLETIN 4R1	All E-drwgs re-issued 9/12/10	9/14/2010
E20 : 118 OF 174 : B-4460	CB-4 8/25/10 Ph 1 4th Lvl Egress/Photometric -2	ELEC	H-O	BULLETIN 4R1	All E-drwgs re-issued 9/12/10	9/14/2010
E21 : 119 OF 174 : B-4460	CB-4 8/25/10 Ph 1 5th Lvl Lighting Plan -pt.1	ELEC	H-O	BULLETIN 4R1	All E-drwgs re-issued 9/12/10	9/14/2010
E22 : 120 OF 174 : B-4460	CB-4 8/25/10 Ph 1 5th Lvl Lighting Plan -pt.2	ELEC	H-O	BULLETIN 4R1	All E-drwgs re-issued 9/12/10	9/14/2010
E23 : 121 OF 174 : B-4460	CB-4 8/25/10 Ph 1 5th Lvl Egress/Photometric -1	ELEC	H-O	BULLETIN 4R1	All E-drwgs re-issued 9/12/10	9/14/2010
E24 : 122 OF 174 : B-4460	CB-4 8/25/10 Ph 1 5th Lvl Egress/Photometric -2	ELEC	H-O	BULLETIN 4R1	All E-drwgs re-issued 9/12/10	9/14/2010
E25 : 123 OF 174 : B-4460	CB-4 8/25/10 Ph 1 Office Pwr & Ltg Partial Plans	ELEC	H-O	BULLETIN 4R1	All E-drwgs re-issued 9/12/10	1/10/2011
E26 : 124 OF 174 : B-4460	CB-4 8/25/10 Ph 1 ElevMachRm & LobbyArea Partial	ELEC	H-O	BULLETIN 4R1	All E-drwgs re-issued 9/12/10	9/14/2010
E27 : 125 OF 174 : B-4460	"Delta 3" rev'sd ElevMachRm & Pit, StorageRms	ELEC	H-O	BELE 17303-R	"Delta 3" rev'sd planck approval	10/19/2010
E28 : 126 OF 174 : B-4460	CB-3 8/19/10 Ph 1 Entry Area Partial Plans	ELEC	H-O	BULLETIN 4R1	All E-drwgs re-issued 9/12/10	9/14/2010
E29 : 127 OF 174 : R-4460	CB-4 8/25/10 Ph 1 Electrical Details	ELEC	H-O	BULLETIN 4R1	All E-drwgs re-issued 9/12/10	9/14/2010
E30 : 128 OF 174 : B-4460	CB-4 8/25/10 Ph 1 Ltg.Controller Details & Sched	ELEC	H-O	BULLETIN 4R1	All E-drwgs re-issued 9/12/10	9/14/2010
E31 : 129 OF 174 : B-4460	CB-4 8/25/10 "Delta 2" revision panel schedules	ELEC	H-O	BULLETIN 4R1	All E-drwgs re-issued 9/12/10	1/10/2011
E32 : 130 OF 174 : B-4460	CB-4 8/25/10 "Delta 2" revision panel schedules	ELEC	H-O	BULLETIN 4R1	All E-drwgs re-issued 9/12/10	9/14/2010
E33 : 131 OF 174 : B-4460	CB-4 8/24/10 "Delta 2" revisions Title 24	ELEC	H-O	BULLETIN 4R1	All E-drwgs re-issued 9/12/10	9/14/2010
E34 : 131 OF 174 : B-4460	CB-7 2/9/11 "Delta 5" rev. Pedestal pnl sched &	ELEC	H-O	BELE-82125	LBBB-approved FEB 9 2011 revision E34	2/10/2011
BNEW 17209 : 16-6-6000	Details of: Frames	STEEL	SIC	SUB0205120-0	LBBB-approved TubeFrame shop drwgs	11/5/2010
BNEW 17209 : 16-6-6001	Details of: Frames@ExteriorGlass	STEEL	SIC	SUB0205120-0	LBBB-approved TubeFrame shop drwgs	11/5/2010
BNEW 17209 : 16-6-6002	Details of: Frames @ExteriorGlass	STEEL	SIC	SUB0205120-0	LBBB-approved TubeFrame shop drwgs	11/5/2010
BNEW 17209 : 16-6-6003	Details of: Beams @ExteriorGlass	STEEL	SIC	SUB0205120-0	LBBB-approved TubeFrame shop drwgs	11/5/2010
BNEW 17209 : 16-6-6004	Details of: Beams @ExteriorGlass	STEEL	SIC	SUB0205120-0	LBBB-approved TubeFrame shop drwgs	11/5/2010
BNEW 17209 : 16-6-6005	Details of: Beams @ExteriorGlass	STEEL	SIC	SUB0205120-0	LBBB-approved TubeFrame shop drwgs	11/5/2010
BNEW 17209 : 16-6-6006	Details of: Beams @ExteriorGlass	STEEL	SIC	SUB0205120-0	LBBB-approved TubeFrame shop drwgs	11/5/2010
BNEW 17209 : 16-6-6007	Details of: Beams @ExteriorGlass	STEEL	SIC	SUB0205120-0	LBBB-approved TubeFrame shop drwgs	11/5/2010



**Exhibit H.1:
Parking Structure Phase I - Drawing Log**

Drawing Number	Drawing Title	Discipline	Designer	Set Name	Set Title	Set Date
BNEW 17209 : 16-6-E6000	Details of HSS Marking Plan @ Extr Glass	STEEL	SIC	SUB0205120-0	LBBB-approved TubeFrame shop drwgs	11/5/2010
BNEW 12709 : 16-6-E6001	Details of HSS Marking Plan @ Extr Glass	STEEL	SIC	SUB0205120-0	LBBB-approved TubeFrame shop drwgs	11/5/2010
BNEW 17209 : S-1	Notes, Plans & Sections	STRUCT	INSUL-A	SUB0105400-0	LBBB-approved MtlFrmgClips shop drwgs	11/8/2010
BNEW 17209 : S-2	Structural Details	STRUCT	INSUL-A	SUB0105400-0	LBBB-approved MtlFrmgClips shop drwgs	11/8/2010
BNEW 17209 : S-3	Structural Details	STRUCT	INSUL-A	SUB0105400-0	LBBB-approved MtlFrmgClips shop drwgs	11/8/2010
BNEW 17209 : SK-8,9,10	2-hour Wall plan & detail clarifications	ARCH	WATRY	SUB0105400-0	LBBB-approved MtlFrmgClips shop drwgs	11/8/2010
BNEW 17209 : 15-5-5024	Details of: Barrier Rail @GroundLvl (Stair #2)	STEEL	SIC	SUB0205510-0	LBBB-approved Stairs#2 & #3 shop drwgs	11/19/2010
BNEW 17209 : 16-4-4000	Details of: Stair Frame (Stair #2)	STEEL	SIC	SUB0205510-0	LBBB-approved Stairs#2 & #3 shop drwgs	11/19/2010
BNEW 17209 : 16-4-4001	Details of: Stair Frame (Stair #2)	STEEL	SIC	SUB0205510-0	LBBB-approved Stairs#2 & #3 shop drwgs	11/19/2010
BNEW 17209 : 16-4-4002	Details of: Stair Frame (Stair #2)	STEEL	SIC	SUB0205510-0	LBBB-approved Stairs#2 & #3 shop drwgs	11/19/2010
BNEW 17209 : 16-4-4003	Details of: Stair Frames (Stair #2)	STEEL	SIC	SUB0205510-0	LBBB-approved Stairs#2 & #3 shop drwgs	11/19/2010
BNEW 17209 : 16-4-4004	Details of: Stair Frames (Stair #2)	STEEL	SIC	SUB0205510-0	LBBB-approved Stairs#2 & #3 shop drwgs	11/19/2010
BNEW 17209 : 16-4-4005	Details of: Stair Column (Stair #2)	STEEL	SIC	SUB0205510-0	LBBB-approved Stairs#2 & #3 shop drwgs	11/19/2010
BNEW 17209 : 16-4-4006	Details of: Stair Column (Stair #2)	STEEL	SIC	SUB0205510-0	LBBB-approved Stairs#2 & #3 shop drwgs	11/19/2010
BNEW 17209 : 16-4-4007	Details of: Beams @Stair Platforms (Stair #2)	STEEL	SIC	SUB0205510-0	LBBB-approved Stairs#2 & #3 shop drwgs	11/19/2010
BNEW 17209 : 16-4-4008	Details of: Beams @Stair Platforms (Stair #2)	STEEL	SIC	SUB0205510-0	LBBB-approved Stairs#2 & #3 shop drwgs	11/19/2010
BNEW 17209 : 16-4-4009	Details of: Pans @Stair Platforms (Stair #2)	STEEL	SIC	SUB0205510-0	LBBB-approved Stairs#2 & #3 shop drwgs	11/19/2010
BNEW 17209 : 16-4-4010	Details of: Closure Channels (Stair #2)	STEEL	SIC	SUB0205510-0	LBBB-approved Stairs#2 & #3 shop drwgs	11/19/2010
BNEW 17209 : 16-4-4011	Details of: Handrail (Stair #2)	STEEL	SIC	SUB0205510-0	LBBB-approved Stairs#2 & #3 shop drwgs	11/19/2010
BNEW 17209 : 16-4-4012	Details of: Handrails (Stair #2)	STEEL	SIC	SUB0205510-0	LBBB-approved Stairs#2 & #3 shop drwgs	11/19/2010
BNEW 17209 : 16-4-4013	Details of: Handrail (Stair #2)	STEEL	SIC	SUB0205510-0	LBBB-approved Stairs#2 & #3 shop drwgs	11/19/2010
BNEW 17209 : 16-4-4014	Details of: Handrails (Stair #2)	STEEL	SIC	SUB0205510-0	LBBB-approved Stairs#2 & #3 shop drwgs	11/19/2010
BNEW 17209 : 16-4-4015	Details of: Handrail (Stair #2)	STEEL	SIC	SUB0205510-0	LBBB-approved Stairs#2 & #3 shop drwgs	11/19/2010
BNEW 17209 : 16-4-4016	Details of: Handrails (Stair #2)	STEEL	SIC	SUB0205510-0	LBBB-approved Stairs#2 & #3 shop drwgs	11/19/2010
BNEW 17209 : 16-4-4017	Details of: Handrails (Stair #2)	STEEL	SIC	SUB0205510-0	LBBB-approved Stairs#2 & #3 shop drwgs	11/19/2010
BNEW 17209 : 16-4-4018	Details of: Handrail (Stair #20)	STEEL	SIC	SUB0205510-0	LBBB-approved Stairs#2 & #3 shop drwgs	11/19/2010
BNEW 17209 : 16-4-4019	Details of: Handrails (Stair #2)	STEEL	SIC	SUB0205510-0	LBBB-approved Stairs#2 & #3 shop drwgs	11/19/2010
BNEW 17209 : 16-4-4020	Details of: Handrail (Stair #2)	STEEL	SIC	SUB0205510-0	LBBB-approved Stairs#2 & #3 shop drwgs	11/19/2010
BNEW 17209 : 16-4-4021	Details of: Guardrails (Stair #2)	STEEL	SIC	SUB0205510-0	LBBB-approved Stairs#2 & #3 shop drwgs	11/19/2010
BNEW 17209 : 16-4-E4000	Details of Stair #2 @GroundLvl & Lvl 2	STEEL	SIC	SUB0205510-0	LBBB-approved Stairs#2 & #3 shop drwgs	11/19/2010
BNEW 17209 : 16-4-E4001	Details of Stair #2 @Levels 3-4 & 5	STEEL	SIC	SUB0205510-0	LBBB-approved Stairs#2 & #3 shop drwgs	11/19/2010
BNEW 17209 : 16-4-E4002	Details of Sections&Details for Stair #2	STEEL	SIC	SUB0205510-0	LBBB-approved Stairs#2 & #3 shop drwgs	11/19/2010
BNEW 17209 : 16-4-E4003	Details of Rails Marking Plan (Stair #2)	STEEL	SIC	SUB0205510-0	LBBB-approved Stairs#2 & #3 shop drwgs	11/19/2010
BNEW 17209 : 16-4-E4004	Details of Rails Marking Plan (Stair #2)	STEEL	SIC	SUB0205510-0	LBBB-approved Stairs#2 & #3 shop drwgs	11/19/2010
BNEW 17209 : 16-4-E4005	Details of Rails Marking Plan (Stair #2)	STEEL	SIC	SUB0205510-0	LBBB-approved Stairs#2 & #3 shop drwgs	11/19/2010
BNEW 17209 : 16-5-5000	Details of: Stair Frame (Stair #3)	STEEL	SIC	SUB0205510-0	LBBB-approved Stairs#2 & #3 shop drwgs	11/19/2010
BNEW 17209 : 16-5-5001	Details of: Stair Frame (Stair #3)	STEEL	SIC	SUB0205510-0	LBBB-approved Stairs#2 & #3 shop drwgs	11/19/2010
BNEW 17209 : 16-5-5002	Details of: Stair Frame (Stair #3)	STEEL	SIC	SUB0205510-0	LBBB-approved Stairs#2 & #3 shop drwgs	11/19/2010
BNEW 17209 : 16-5-5003	Details of: Stair Frames (Stair #3)	STEEL	SIC	SUB0205510-0	LBBB-approved Stairs#2 & #3 shop drwgs	11/19/2010
BNEW 17209 : 16-5-5004	Details of: Stair Frames (Stair #3)	STEEL	SIC	SUB0205510-0	LBBB-approved Stairs#2 & #3 shop drwgs	11/19/2010

M



**Exhibit H.1:
Parking Structure Phase I - Drawing Log**

Drawing Number	Drawing Title	Discipline	Designer	Set Name	Set Title	Set Date
BNEW 17209 : 16-5-5005	Details of: Stair Column (Stair #3)	STEEL	SIC	SUB0205510-0	LBBB-approved Stairs#2 & #3 shop drwgs	11/19/2010
BNEW 17209 : 16-5-5006	Details of: Stair Column (Stair #3)	STEEL	SIC	SUB0205510-0	LBBB-approved Stairs#2 & #3 shop drwgs	11/19/2010
BNEW 17209 : 16-5-5007	Details of: Beams @Stair Platforms (Stair #3)	STEEL	SIC	SUB0205510-0	LBBB-approved Stairs#2 & #3 shop drwgs	11/19/2010
BNEW 17209 : 16-5-5008	Details of: Beams @Stair Platforms (Stair #3)	STEEL	SIC	SUB0205510-0	LBBB-approved Stairs#2 & #3 shop drwgs	11/19/2010
BNEW 17209 : 16-5-5009	Details of: Pans @Stair Platforms (Stair #3)	STEEL	SIC	SUB0205510-0	LBBB-approved Stairs#2 & #3 shop drwgs	11/19/2010
BNEW 17209 : 16-5-5010	Details of: Closure Channels (Stair #3)	STEEL	SIC	SUB0205510-0	LBBB-approved Stairs#2 & #3 shop drwgs	11/19/2010
BNEW 17209 : 16-5-5011	Details of: Barrier Rail Ground Lvl (Stair #3)	STEEL	SIC	SUB0205510-0	LBBB-approved Stairs#2 & #3 shop drwgs	11/19/2010
BNEW 17209 : 16-5-5012	Details of: Barrier Rail @GroundLvl (Stair #3)	STEEL	SIC	SUB0205510-0	LBBB-approved Stairs#2 & #3 shop drwgs	11/19/2010
BNEW 17209 : 16-5-5013	Details of: Barrier Rail @GroundLvl (Stair #3)	STEEL	SIC	SUB0205510-0	LBBB-approved Stairs#2 & #3 shop drwgs	11/19/2010
BNEW 17209 : 16-5-5014	Details of: Guardrails @Levels 2-4 (Stair #3)	STEEL	SIC	SUB0205510-0	LBBB-approved Stairs#2 & #3 shop drwgs	11/19/2010
BNEW 17209 : 16-5-5015	Details of: Guardrails @Levels 2-5 (Stair #3)	STEEL	SIC	SUB0205510-0	LBBB-approved Stairs#2 & #3 shop drwgs	11/19/2010
BNEW 17209 : 16-5-5016	Details of: Guardrail @Level 5 (Stair #3)	STEEL	SIC	SUB0205510-0	LBBB-approved Stairs#2 & #3 shop drwgs	11/19/2010
BNEW 17209 : 16-5-5017	Details of: Guardrail @Level 5 (Stair #3)	STEEL	SIC	SUB0205510-0	LBBB-approved Stairs#2 & #3 shop drwgs	11/19/2010
BNEW 17209 : 16-5-5018	Details of: Guardrails @Elev 5 levels 2-4	STEEL	SIC	SUB0205510-0	LBBB-approved Stairs#2 & #3 shop drwgs	11/19/2010
BNEW 17209 : 16-5-5019	Details of: Guardrails @Elev 5 levels 2-5	STEEL	SIC	SUB0205510-0	LBBB-approved Stairs#2 & #3 shop drwgs	11/19/2010
BNEW 17209 : 16-5-5020	Details of: Guardrail @Elev 5 level 5	STEEL	SIC	SUB0205510-0	LBBB-approved Stairs#2 & #3 shop drwgs	11/19/2010
BNEW 17209 : 16-5-5021	Details of: Guardrail @Elevator 5 (Lvl 5)	STEEL	SIC	SUB0205510-0	LBBB-approved Stairs#2 & #3 shop drwgs	11/19/2010
BNEW 17209 : 16-5-5022	Details of: Guardrails @Elevator 5 (Lvl 2-5)	STEEL	SIC	SUB0205510-0	LBBB-approved Stairs#2 & #3 shop drwgs	11/19/2010
BNEW 17209 : 16-5-5023	Details of: Barrier Rail @GrndLvl (Stair #2)	STEEL	SIC	SUB0205510-0	LBBB-approved Stairs#2 & #3 shop drwgs	11/19/2010
BNEW 17209 : 16-5-5025	Details of: Barrier Rail @GrndLvl (Stair #1)	STEEL	SIC	SUB0205510-0	LBBB-approved Stairs#2 & #3 shop drwgs	11/19/2010
BNEW 17209 : 16-5-5026	Details of: Barrier Rail @GroundLvl (Stair #2)	STEEL	SIC	SUB0205510-0	LBBB-approved Stairs#2 & #3 shop drwgs	11/19/2010
BNEW 17209 : 16-5-5027	Details of: Guardrails (Stair #3)	STEEL	SIC	SUB0205510-0	LBBB-approved Stairs#2 & #3 shop drwgs	11/19/2010
BNEW 17209 : 16-5-5028	Details of: Handrail (Stair #3)	STEEL	SIC	SUB0205510-0	LBBB-approved Stairs#2 & #3 shop drwgs	11/19/2010
BNEW 17209 : 16-5-5029	Details of: Handrails (Stair #3)	STEEL	SIC	SUB0205510-0	LBBB-approved Stairs#2 & #3 shop drwgs	11/19/2010
BNEW 17209 : 16-5-5030	Details of: Handrail (Stair #3)	STEEL	SIC	SUB0205510-0	LBBB-approved Stairs#2 & #3 shop drwgs	11/19/2010
BNEW 17209 : 16-5-5031	Details of: Handrails (Stair #3)	STEEL	SIC	SUB0205510-0	LBBB-approved Stairs#2 & #3 shop drwgs	11/19/2010
BNEW 17209 : 16-5-5032	Details of: Handrails (Stair #3)	STEEL	SIC	SUB0205510-0	LBBB-approved Stairs#2 & #3 shop drwgs	11/19/2010
BNEW 17209 : 16-5-5033	Details of: Handrails (Stair #3)	STEEL	SIC	SUB0205510-0	LBBB-approved Stairs#2 & #3 shop drwgs	11/19/2010
BNEW 17209 : 16-5-5034	Details of: Handrail (Stair #3)	STEEL	SIC	SUB0205510-0	LBBB-approved Stairs#2 & #3 shop drwgs	11/19/2010
BNEW 17209 : 16-5-5035	Details of: Handrails (Stair #3)	STEEL	SIC	SUB0205510-0	LBBB-approved Stairs#2 & #3 shop drwgs	11/19/2010
BNEW 17209 : 16-5-5036	Details of: Handrail (Stair #3)	STEEL	SIC	SUB0205510-0	LBBB-approved Stairs#2 & #3 shop drwgs	11/19/2010
BNEW 17209 : 16-5-5037	Details of: Handrails (Stairs #3)	STEEL	SIC	SUB0205510-0	LBBB-approved Stairs#2 & #3 shop drwgs	11/19/2010
BNEW 17209 : 16-5-E5000	Details of Stair #3 @GroundLvl & Lvl 2	STEEL	SIC	SUB0205510-0	LBBB-approved Stairs#2 & #3 shop drwgs	11/19/2010
BNEW 17209 : 16-5-E5001	Details of Stair #3 @Levels 3-4 & 5	STEEL	SIC	SUB0205510-0	LBBB-approved Stairs#2 & #3 shop drwgs	11/19/2010
BNEW 17209 : 16-5-E5002	Details of Sections & Details for Stair #3	STEEL	SIC	SUB0205510-0	LBBB-approved Stairs#2 & #3 shop drwgs	11/19/2010
BNEW 17209 : 16-5-E5003	Details of Rails Marking Plans @Stair #2&Elev #5	STEEL	SIC	SUB0205510-0	LBBB-approved Stairs#2 & #3 shop drwgs	11/19/2010
BNEW 17209 : 16-5-E5004	Details of Rail Marking Plans @Stair #3	STEEL	SIC	SUB0205510-0	LBBB-approved Stairs#2 & #3 shop drwgs	11/19/2010
BNEW 17209 : 16-5-E5005	Details of Rails Marking Plan (Stair #3)	STEEL	SIC	SUB0205510-0	LBBB-approved Stairs#2 & #3 shop drwgs	11/19/2010
BNEW 17209 : 16-5-E5006	Details of Rails Markings Plan (Stair #3)	STEEL	SIC	SUB0205510-0	LBBB-approved Stairs#2 & #3 shop drwgs	11/19/2010
BNEW 17209 : 16-5-E5007	Details of Rails Marking Plan (Stair #3)	STEEL	SIC	SUB0205510-0	LBBB-approved Stairs#2 & #3 shop drwgs	11/19/2010
BNEW-17209 : 1 OF 9	Frame Elevations A & B	ARCH	ARTESIA	SUB0108410-1	LBBB-approved Glass shop drwgs	12/29/2010

M



**Exhibit H.1:
Parking Structure Phase I - Drawing Log**

Drawing Number	Drawing Title	Discipline	Designer	Set Name	Set Title	Set Date
BNEW-17209 : 2 OF 9	Frame Elevations C, D, E & F ; key plans	ARCH	ARTESIA	SUB0108410-1	LBBB-approved Glass shop drwgs	12/29/2010
BNEW-17209 : 3 OF 9	Details 1, 2, 3 & 4 on Sheet 3	ARCH	ARTESIA	SUB0108410-1	LBBB-approved Glass shop drwgs	12/29/2010
BNEW-17209 : 4 OF 9	Details 1, 2, 3 & 4 on Sheet 4	ARCH	ARTESIA	SUB0108410-1	LBBB-approved Glass shop drwgs	12/29/2010
BNEW-17209 : 5 OF 9	Details 1 & 2 on Sheet 5	ARCH	ARTESIA	SUB0108410-1	LBBB-approved Glass shop drwgs	12/29/2010
BNEW-17209 : 6 OF 9	Details 1, 2, 4 & 5 on Sheet 6	ARCH	ARTESIA	SUB0108410-1	LBBB-approved Glass shop drwgs	12/29/2010
BNEW-17209 : 7 OF 9	Details 1, 2, 3 & 4 on Sheet 7	ARCH	ARTESIA	SUB0108410-1	LBBB-approved Glass shop drwgs	12/29/2010
BNEW-17209 : 8 OF 9	Details 1, 2 & 3 on Sheet 8	ARCH	ARTESIA	SUB0108410-1	LBBB-approved Glass shop drwgs	12/29/2010
BNEW-17209 : 9 OF 9	Details 1, 2, 3 & 4 on Sheet 9	ARCH	ARTESIA	SUB0108410-1	LBBB-approved Glass shop drwgs	12/29/2010
BNEW-17209 : Cover	Cover with project information	ARCH	ARTESIA	SUB0108410-1	LBBB-approved Glass shop drwgs	12/29/2010
BNEW-17209 : 1.01	Table of Contents & Hardware Schedule & Symbols Legend	ARCH	ARTESIA	SUB0108410-1	LBBB-approved Glass shop drwgs	12/29/2010
BNEW-17209 : 1.02	Ground Level Plan View @ Elevator Tower & Bridge	ARCH	ARTESIA	SUB0108410-1	LBBB-approved Glass shop drwgs	12/29/2010
BNEW-17209 : 1.03	Second Level Plan View @ Elevator Tower & Bridge	ARCH	ARTESIA	SUB0108410-1	LBBB-approved Glass shop drwgs	12/29/2010
BNEW-17209 : 1.04	Third Level Plan View @ Elevator Tower & Bridge	ARCH	ARTESIA	SUB0108410-1	LBBB-approved Glass shop drwgs	12/29/2010
BNEW-17209 : 1.05	Fourth Level Plan View @ Elevator Tower & Bridge	ARCH	ARTESIA	SUB0108410-1	LBBB-approved Glass shop drwgs	12/29/2010
BNEW-17209 : 1.06	Fifth Level Plan View @ Elevator Tower & Bridge	ARCH	ARTESIA	SUB0108410-1	LBBB-approved Glass shop drwgs	12/29/2010
BNEW-17209 : 1.07	Section/Elevation @ Elevator Tower & Bridge	ARCH	ARTESIA	SUB0108410-1	LBBB-approved Glass shop drwgs	12/29/2010
BNEW-17209 : 1.08	Section/Elevation @ Elevator Tower & Bridge	ARCH	ARTESIA	SUB0108410-1	LBBB-approved Glass shop drwgs	12/29/2010
BNEW-17209 : 1.09	Section/Elevation @ Elevator Tower & Bridge	ARCH	ARTESIA	SUB0108410-1	LBBB-approved Glass shop drwgs	12/29/2010
BNEW-17209 : 1.10	Section/Elevation @ Elevator Tower & Bridge	ARCH	ARTESIA	SUB0108410-1	LBBB-approved Glass shop drwgs	12/29/2010
BNEW-17209 : 1.11	Section/Elevation @ Elevator Tower & Bridge	ARCH	ARTESIA	SUB0108410-1	LBBB-approved Glass shop drwgs	12/29/2010
BNEW-17209 : 1.12	Section/Elevation @ Elevator Tower & Bridge	ARCH	ARTESIA	SUB0108410-1	LBBB-approved Glass shop drwgs	12/29/2010
BNEW-17209 : 1.13	Section/Elevation @ Elevator Tower & Bridge	ARCH	ARTESIA	SUB0108410-1	LBBB-approved Glass shop drwgs	12/29/2010
BNEW-17209 : 1.14	Section/Elevation @ Elevator Tower & Bridge	ARCH	ARTESIA	SUB0108410-1	LBBB-approved Glass shop drwgs	12/29/2010
BNEW-17209 : 1.15	Section/Elevation @ Elevator Tower & Bridge	ARCH	ARTESIA	SUB0108410-1	LBBB-approved Glass shop drwgs	12/29/2010
BNEW-17209 : 1.16	Section Details @ Guardrail & Handrail	ARCH	ARTESIA	SUB0108410-1	LBBB-approved Glass shop drwgs	12/29/2010

M



**Exhibit H.2:
Parking Structure Phase I - Specification Log**

Division	Number	Title	Issue Date
1 - GENERAL REQUIREMENTS	01100	Summary	March 31, 2010
	01460	Testing Laboratory Services	March 31, 2010
	01500	Temporary Facilities and Controls	March 31, 2010
	01610	Basic Product Requirements	March 31, 2010
	01630	Product Substitution Procedures	March 31, 2010
	01722	Field Engineering	March 31, 2010
	01732	Cutting and Patching	March 31, 2010
	01740	Cleaning	March 31, 2010
	01770	Closeout Procedures	March 31, 2010
	02330	Submittal Procedures	March 31, 2010
2 - SITE CONSTRUCTION	02520	Architectural Concrete Paving	March 31, 2010
	02765	Pavement Markings in Parking Structure	March 31, 2010
	02766	Tactile Warning Surfaces	March 31, 2010
	02810	Landscape Irrigation System	March 31, 2010
	02821	Chain Link Fences and Gates	March 31, 2010
	02870	Site Furnishings	March 31, 2010
	02900	Landscape Work	March 31, 2010
3 - CONCRETE	03300	Cast-In-Place Concrete	March 31, 2010
	03350	Concrete Finishing	March 31, 2010
	03381	Unbonded Post-Tensioned Concrete	March 31, 2010
	03480	Precast Concrete Specialties	March 31, 2010
4 - MASONRY	04820	Reinforced Unit Masonry Assemblies	March 31, 2010
5 - METALS	05120	Structural Steel	March 31, 2010
	05121	Welding	March 31, 2010
	05300	Metal Deck	March 31, 2010
	05400	Cold Formed Metal Framing	March 31, 2010
	05500	Metal Fabrications	March 31, 2010
	05510	Metal Stairs	March 31, 2010
	05720	Ornamental Handrails and Railings	March 31, 2010
05810	Expansion Joint Cover Assemblies	March 31, 2010	
6 - WOOD AND PLASTICS	06400	Architectural Woodwork	March 31, 2010
7 - THERMAL AND MOISTURE PROTECTION	07100	Damproofing and Waterproofing	March 31, 2010
	07180	Traffic Coatings	March 31, 2010
	07210	Building Insulation	March 31, 2010
	07220	Roof and Deck Insulation	March 31, 2010
	07260	Vapor Retarders	March 31, 2010
	07530	Elastomeric Membrane Roofing	March 31, 2010
	07620	Sheet Metal Flashing and Trim	March 31, 2010
	07810	Applied Fireproofing	March 31, 2010
	07840	Firestopping	March 31, 2010
	07900	Joint Sealers	March 31, 2010
8 - DOORS AND WINDOWS	08100	Metal Doors and Frames	March 31, 2010
	08310	Access Doors and Panels	March 31, 2010
	08410	Metal Framed Storefronts	March 31, 2010
	08710	Door Hardware	March 31, 2010
	08800	Glazing	March 31, 2010

M



**Exhibit H.2:
Parking Structure Phase I - Specification Log**

Division	Number	Title	Issue Date
9 - FINISHES	09100	Metal Support Systems	March 31, 2010
	09220	Portland Cement Plaster	March 31, 2010
	09250	Gypsum Board	March 31, 2010
	09300	Tile Work	March 31, 2010
	09510	Acoustical Ceilings	March 31, 2010
	09653	Resilient Wall Base and Accessories	March 31, 2010
	09910	Paints	March 31, 2010
	09969	Textured Plastic Coatings	March 31, 2010
10 - SPECIALTIES	10000	Miscellaneous Specialties	March 31, 2010
	10200	Louvers and Vents	March 31, 2010
	10810	Toilet Accessories	March 31, 2010
11 - EQUIPMENT	11151	Parking Control Equipment Rough-In	March 31, 2010
12 - FURNISHINGS		(not used)	
13 - SPECIAL CONSTRUCTION	13046	Parking Control Booths	March 31, 2010
	13705	UPS	March 31, 2010
	13760	Emergency Intercom	March 31, 2010
	13785	Video Surveillance System	March 31, 2010
	13790	Rack	March 31, 2010
14 - CONVEYING SYSTEMS	14240	Hydraulic Elevators	March 31, 2010
15 - MECHANICAL	15010	Basic Mechanical Requirements	March 31, 2010
	15050	Basic Mechanical Materials and Methods	March 31, 2010
	15190	Mechanical Identification	March 31, 2010
	15240	Sound, Vibration and Seismic Control	March 31, 2010
	15330	Wet Pipe Sprinkler Systems	March 31, 2010
	15400	Plumbing	March 31, 2010
16 - ELECTRICAL	16050	Basic Electrical Requirements	March 31, 2010
	16060	Grounding	March 31, 2010
	16075	Electrical Identification	March 31, 2010
	16080	Testing and Certification	March 31, 2010
	16085	Manufacturers	March 31, 2010
	16120	Wires and Cables	March 31, 2010
	16130	Raceways	March 31, 2010
	16135	Electrical Boxes and Fittings	March 31, 2010
	16140	Wiring Devices	March 31, 2010
	16190	Support Material and Methods	March 31, 2010
	16210	Service and Distribution Switchboards and Panelboards	March 31, 2010
	16270	Transformers	March 31, 2010
	16500	Light Fixtures	March 31, 2010
	16515	Light Control System	March 31, 2010
	16530	Emergency Power Systems	March 31, 2010
16721	Fire Alarm Systems	March 31, 2010	

M



**Exhibit H.3:
Parking Structure Phase I - Request for Information Log**

RFI #	DATE	Subject	FROM	TO	Response Date
00001	2/2/2010	Class II base material	ARB Structures, Inc.	Long Beach Airport	3/12/2010
00002	2/3/2010	Tendon stressing	ARB Structures, Inc.	BFL Owen & Associates	3/25/2010
00003	2/17/2010	Unidentified conduits	ARB Structures, Inc.	Parsons Brinckerhoff	2/23/2010
00004	2/25/2010	Gulfstream approach conflict	ARB Structures, Inc.	Long Beach Airport	3/3/2010
00005	3/1/2010	New transformer location	ARB Structures, Inc.	Long Beach Airport	3/1/2010
00006	3/2/2010	Gas line conflicts	ARB Structures, Inc.	LBG&O	3/2/2010
00007	3/2/2010	Trench backfill at sewer line	ARB Structures, Inc.	Long Beach Airport	3/5/2010
00008	3/3/2010	Unidentified 4" clay pipe	ARB Structures, Inc.	Parsons Brinckerhoff	3/17/2010
00009	3/4/2010	Unidentified 4" clay pipe	ARB Structures, Inc.	Parsons Brinckerhoff	3/17/2010
00010	3/4/2010	Temporary approach at Lakewd Blvd.	ARB Structures, Inc.	Parsons Brinckerhoff	3/17/2010
00011	3/11/2010	8-inch sewer line encountered	ARB Structures, Inc.	RBF Consulting	3/26/2010
00012	3/17/2010	Water line to Sheriff's station	ARB Structures, Inc.	RBF Consulting	4/1/2010
00013	3/19/2010	Soils conditions for grading	Salsbury Engineering & Grading Contractor	Leighton Consulting	3/22/2010
00014	3/19/2010	Utility lines impacted by grading	Salsbury Engineering & Grading Contractor	Leighton Consulting	3/22/2010
00015	3/19/2010	Fire protection sleeve thru PT bms	Cosco Fire Protection, Inc.	BFL Owen & Associates	3/19/2010
00016	4/1/2010	Required cover over Verizon conduit	ARB Structures, Inc.	Long Beach Airport	4/14/2010
00017	4/8/2010	Elevator jamb	ARB Structures, Inc.	Watry Design, Inc.	4/15/2010
00018	4/12/2010	Typical score joint [hardscape]	ARB Structures, Inc.	Watry Design, Inc.	4/12/2010
00019	4/12/2010	Dimensional discrepancies	ARB Structures, Inc.	Watry Design, Inc.	4/20/2010
00020	4/12/2010	Elev'n of Stair #2 & #3 conc landin	ARB Structures, Inc.	Watry Design, Inc.	4/23/2010
00020R1	4/12/2010	Elev'n of Stair #2 & #3 conc landin	ARB Structures, Inc.	Watry Design, Inc.	4/23/2010
00020R2	4/30/2010	Elev'ns of Stair #2 & #3 conc landi	Schroeder Iron	Watry Design, Inc.	5/7/2010
00020R3	4/30/2010	Elev'n's at Stair #2 & #3 conc landi	Schroeder Iron	Watry Design, Inc.	5/19/2010

M



**Exhibit H.3:
Parking Structure Phase I - Request for Information Log**

RFI #	DATE	Subject	FROM	TO	Response Date
00021	4/15/2010	Dist. betw DDDS Extension &TempAppr	ARB Structures, Inc.	Watry Design, Inc.	4/21/2010
00022	4/15/2010	Width of Stair No. 1	Schroeder Iron	Watry Design, Inc.	4/16/2010
00023	4/15/2010	Elevator steel [ladders, screens]	Schroeder Iron	Watry Design, Inc.	4/16/2010
00024	4/19/2010	Stair #3 dimensions & slab openings	Schroeder Iron	Watry Design, Inc.	4/21/2010
00025	4/19/2010	Stair #1 dimensions	Schroeder Iron	Watry Design, Inc.	4/21/2010
00026	4/19/2010	Stair #2 dimensions	Schroeder Iron	Watry Design, Inc.	4/21/2010
00027	4/20/2010	Column base plate elevations	Schroeder Iron	Watry Design, Inc.	4/22/2010
00027R1	4/30/2010	Column base plate elevations	Schroeder Iron	Watry Design, Inc.	6/3/2010
00028	4/20/2010	Ramp columns on C-line	ARB Structures, Inc.	Watry Design, Inc.	4/30/2010
00029	4/20/2010	Ramp columns on D-line	ARB Structures, Inc.	Watry Design, Inc.	4/30/2010
00030	4/20/2010	Ramp columns on E-line	ARB Structures, Inc.	Watry Design, Inc.	4/30/2010
00031	4/20/2010	Elevator 1 - 4 divider beams	Schroeder Iron	Watry Design, Inc.	6/17/2010
00032	4/20/2010	Elevator 1 - 4 sill angles	Schroeder Iron	Watry Design, Inc.	6/17/2010
00033	4/20/2010	Elevator 1 - 5 hoist beams	Schroeder Iron	Watry Design, Inc.	6/17/2010
00033R1	6/28/2010	Elevators 1-5 hoist beams	Schroeder Iron	Watry Design, Inc.	7/5/2010
00033R2	11/16/2010	Elevators 1-5 hoist beams	Schroeder Iron	BFL Owen & Associates	11/17/2010
00033R3	12/3/2010	Elevator 1- 5 hoist beams	ARB Structures, Inc.	BFL Owen & Associates	12/3/2010
00034	4/21/2010	Clear heights of each story	ARB Structures, Inc.	Watry Design, Inc.	4/30/2010
00035	4/23/2010	Clarification: Extr Glass Frames	Schroeder Iron	Watry Design, Inc.	5/7/2010
00036	4/23/2010	Condenser unit supports	Schroeder Iron	Watry Design, Inc.	5/12/2010
00037	4/23/2010	Fire extinguisher mounting brackets	Schroeder Iron	Watry Design, Inc.	5/14/2010
00038	4/23/2010	Steel at roof vents	Schroeder Iron	Watry Design, Inc.	5/14/2010
00039	4/27/2010	Bedding matl for storm drain @DDDS	ARB Structures, Inc.	RBF Consulting	4/30/2010

M



**Exhibit H.3:
Parking Structure Phase I - Request for Information Log**

RFI #	DATE	Subject	FROM	TO	Response Date
00040	4/29/2010	Future underground conduits	ARB Structures, Inc.	Parsons Brinckerhoff	5/5/2010
00041	4/30/2010	Beam locn at roof	Schroeder Iron	Watry Design, Inc.	6/29/2010
00042	4/30/2010	Traffic signal underground conduit	Moore Electric	RBF Consulting	5/12/2010
00042	4/30/2010	Traffic signal underground conduit	Moore Electric	Watry Design, Inc.	5/12/2010
00043	4/30/2010	Verizon line sweep radius	ARB Structures, Inc.	Verizon	5/5/2010
00044	5/4/2010	Unknown utility line in Lot B	ARB Structures, Inc.	RBF Consulting	5/5/2010
00044R1	5/4/2010	Unknown utility line in Lot B	ARB Structures, Inc.	RBF Consulting	5/5/2010
00044R2	5/14/2010	Unknown utility line in Lot B	ARB Structures, Inc.	Parsons Brinckerhoff	5/11/2010
00045	5/5/2010	Douglas South at Lakewood	ARB Structures, Inc.	RBF Consulting	5/5/2010
00046	5/5/2010	Reclaimed waterline conflict wth SD	ARB Structures, Inc.	RBF Consulting	5/5/2010
00047	5/6/2010	Slope at catch basin	ARB Structures, Inc.	RBF Consulting	5/7/2010
00048	5/6/2010	Shut-off valve at new 3" RW line	ARB Structures, Inc.	RBF Consulting	5/7/2010
00049	5/6/2010	3" RW line coverage	ARB Structures, Inc.	RBF Consulting	5/7/2010
00050	5/6/2010	3" RW conflict with SD	ARB Structures, Inc.	RBF Consulting	5/12/2010
00051	5/6/2010	Catch basin missing constr note on	ARB Structures, Inc.	RBF Consulting	5/7/2010
00052	5/6/2010	Girder not depicted on Sht S3.3	ARB Structures, Inc.	BFL Owen & Associates	5/7/2010
00053	5/7/2010	Clarify plaster locns	ARB Structures, Inc.	Watry Design, Inc.	5/7/2010
00054	5/10/2010	Reclaimed water line at 24" SD	ARB Structures, Inc.	RBF Consulting	5/11/2010
00055	5/13/2010	Shortened median island	ARB Structures, Inc.	RBF Consulting	5/17/2010
00056	5/18/2010	Base plate for main columns	Schroeder Iron	BFL Owen & Associates	5/27/2010
00057	5/19/2010	Conflicting dim's at radius corner	ARB Structures, Inc.	Watry Design, Inc.	5/27/2010
00058	5/19/2010	Lateral for DCDA Conflict with Sewer Manhole	ARB Structures, Inc.	RBF Consulting	5/26/2010
00059	5/19/2010	Wet Soil Conditions in Verizon Trench	ARB Structures, Inc.	RBF Consulting	5/26/2010

11



**Exhibit H.3:
Parking Structure Phase I - Request for Information Log**

RFI #	DATE	Subject	FROM	TO	Response Date
00060	5/20/2010	Domestic Water Abandonment	ARB Structures, Inc.	RBF Consulting	5/27/2010
00061	5/24/2010	DCDA Riser Location	ARB Structures, Inc.	RBF Consulting	5/31/2010
00062	5/25/2010	Light Standard Conflict with Verizon Vault	ARB Structures, Inc.	RBF Consulting	6/1/2010
00063	5/26/2010	Soft soil cond'tn in dom.wtr.trench	ARB Structures, Inc.	RBF Consulting	5/26/2010
00064	5/27/2010	Stair 1 Barrier Rail	Schroeder Iron	Watry Design, Inc.	6/3/2010
00065	5/27/2010	Abandoning the 8 Inch ACP Water Line	ARB Structures, Inc.	Leighton Consulting	6/3/2010
00066	6/1/2010	Level 3 Top of Slab Elevations	ARB Structures, Inc.	Watry Design, Inc.	6/8/2010
00067	6/1/2010	Concrete stop/bent plate matl grade	Schroeder Iron	BFL Owen & Associates	6/1/2010
00068	6/1/2010	No Camber Required for Short W24x55	Schroeder Iron	Watry Design, Inc.	6/8/2010
00069	6/2/2010	Photovoltaics	Apollo Electric	Henrikson Owen & Associates	6/11/2010
00070	6/3/2010	Photovoltaics	Apollo Electric	Henrikson Owen & Associates	6/11/2010
00071	6/8/2010	Extent of building pad footprint	ARB Structures, Inc.	Leighton Consulting	6/8/2010
00072	6/7/2010	Light stds. in conflict w/ trees	ARB Structures, Inc.	RBF Consulting	6/15/2010
00073	6/8/2010	Lateral Water Line Conflict Donald Douglas Drive South	ARB Structures, Inc.	RBF Consulting	6/15/2010
00073R1	6/8/2010	Lateral Water Line Conflict Donald Douglas Drive South	ARB Structures, Inc.	RBF Consulting	6/15/2010
00074	6/8/2010	Garage lighting	Apollo Electric	Watry Design, Inc.	6/14/2010
00075	6/8/2010	Parking control	Apollo Electric	Watry Design, Inc.	6/9/2010
00076	6/8/2010	Radius concrete rail @GroundFloor	ARB Structures, Inc.	Watry Design, Inc.	6/16/2010
00077	6/8/2010	Extended Capitol Above 4 Columns	ARB Structures, Inc.	Watry Design, Inc.	6/15/2010
00078	6/9/2010	Slotted holes in doubler plates	Schroeder Iron	BFL Owen & Associates	6/15/2010
00079	6/9/2010	Overexcavation beyond outside walls	ARB Structures, Inc.	Leighton Consulting	6/9/2010
00080	6/10/2010	Tops of Columns Drawing Conflict	ARB Structures, Inc.	Watry Design, Inc.	6/17/2010
00080R1	1/13/2011	Top of Column Elevations	ARB Structures, Inc.	Watry Design, Inc.	1/20/2011

M



**Exhibit H.3:
Parking Structure Phase I - Request for Information Log**

RFI #	DATE	Subject	FROM	TO	Response Date
00081	6/10/2010	Depth of Footing Type CB-1	ARB Structures, Inc.	BFL Owen & Associates	6/16/2010
00082	6/10/2010	Grade beam at elevator lobby	ARB Structures, Inc.	BFL Owen & Associates	6/30/2010
00083	6/11/2010	Telephone, security & power feeds	Apollo Electric	Watry Design, Inc.	6/11/2010
00084	6/11/2010	New meter pedestals	Apollo Electric	Watry Design, Inc.	7/27/2010
00084R1	6/11/2010	New meter pedestals	Apollo Electric	Henrikson Owen & Associates	10/1/2010
00085	6/17/2010	Bollards at vehicle entrances	ARB Structures, Inc.	Long Beach Airport	6/17/2010
00086	6/17/2010	Storm drain elevations	ARB Structures, Inc.	Watry Design, Inc.	6/24/2010
00087	6/22/2010	Location of columns F1 & F39	ARB Structures, Inc.	Watry Design, Inc.	7/7/2010
00088	6/24/2010	Grade Beam at 39 Line	ARB Structures, Inc.	Watry Design, Inc.	7/1/2010
00088R1	7/1/2010	Gradebeam modification @Line39	ARB Structures, Inc.	Watry Design, Inc.	7/8/2010
00089	6/28/2010	Welds at curved vertical HSS	Schroeder Iron	BFL Owen & Associates	8/19/2010
00090	6/28/2010	Photovoltaic conduit	Apollo Electric	BFL Owen & Associates	7/1/2010
00090R1	7/2/2010	Photovoltaics	Apollo Electric	Watry Design, Inc.	7/21/2010
00091	6/28/2010	Finish of HSS section @GL 7.6	Schroeder Iron	Watry Design, Inc.	7/5/2010
00091R1	7/22/2010	Finish of HSS section @GL 7.6	Schroeder Iron	Watry Design, Inc.	7/29/2010
00091R2	8/11/2010	Finish of HSS section @GL 7.6	ARB Structures, Inc.	Watry Design, Inc.	8/12/2010
00092	6/29/2010	Structural steel shop inspections	ARB Structures, Inc.	Parsons Brinckerhoff	7/19/2010
00093	6/30/2010	DCDA Installation	ARB Structures, Inc.	RBF Consulting	7/7/2010
00094	7/1/2010	Seismic bracing@non-load br'g walls	ARB Structures, Inc.	BFL Owen & Associates	7/1/2010
00095	7/2/2010	AC pavement patch @FlightSafety	ARB Structures, Inc.	Parsons Brinckerhoff	7/9/2010
00096	7/1/2010	Photovoltaic conduits @StorageRm2	Apollo Electric	Watry Design, Inc.	7/20/2010
00097	7/1/2010	Photovoltaic inverter & transformer	Apollo Electric	ARB Structures, Inc.	7/1/2010
00098	7/2/2010	Aluminum Framing and Glass Door	ARB Structures, Inc.	Watry Design, Inc.	7/9/2010

M



**Exhibit H.3:
Parking Structure Phase I - Request for Information Log**

RFI #	DATE	Subject	FROM	TO	Response Date
00099	7/8/2010	Door #7 at electrical room	ARB Structures, Inc.	Watry Design, Inc.	7/12/2010
00100	7/8/2010	J-Boxes in Columns	CMC Fontana	Watry Design, Inc.	7/15/2010
00101	7/8/2010	Column base plate elevations	Schroeder Iron	BFL Owen & Associates	7/12/2010
00102	7/8/2010	CMU rampwalls: type/reinf @GLs25&34	R&R Masonry	BFL Owen & Associates	7/9/2010
00102R1	7/22/2010	CMU ramp: hdwall size/reinf 25&34	R&R Masonry	BFL Owen & Associates	8/3/2010
00103	7/8/2010	CMU walls: type @StorageRms	R&R Masonry	BFL Owen & Associates	7/9/2010
00104	7/12/2010	Separation of ftg/gradebm @B30	ARB Structures, Inc.	BFL Owen & Associates	7/16/2010
00105	7/12/2010	PVC sleeves for plumbing	Kaufman Plumbing	BFL Owen & Associates	7/14/2010
00106	7/12/2010	Elevator#5 pitwall constr'n change	ARB Structures, Inc.	BFL Owen & Associates	7/28/2010
00106R1	8/24/2010	Elevator 5 pit walls	ARB Structures, Inc.	BFL Owen & Associates	8/27/2010
00107	7/15/2010	Concrete starter wall at CMU walls	ARB Structures, Inc.	Watry Design, Inc.	8/4/2010
00108	7/15/2010	Conc starterwall@metal stud/drywall	ARB Structures, Inc.	Watry Design, Inc.	8/4/2010
00108R1	1/12/2011	Conc starterwall@metal stud/drywall	ARB Structures, Inc.	Watry Design, Inc.	1/13/2011
00109	7/15/2010	Int'r conc wall@elev.pit below entr	ARB Structures, Inc.	Watry Design, Inc.	7/29/2010
00110	7/15/2010	Concrete Mix at Elevator Pit Walls	ARB Structures, Inc.	Watry Design, Inc.	7/22/2010
00111	7/23/2010	Moment Frame Ties in Footing	CMC Fontana	Watry Design, Inc.	7/30/2010
00112	7/26/2010	Gridlines 19 and 20 Moment Frame Tie Spacing	CMC Fontana	Watry Design, Inc.	8/2/2010
00113	7/28/2010	Trim steel at storm drain sleeve	ARB Structures, Inc.	BFL Owen & Associates	7/28/2010
00114	7/29/2010	Separation of ftgs @C-21	ARB Structures, Inc.	Watry Design, Inc.	8/4/2010
00115	7/29/2010	Enlarged capitals on Line 19	ARB Structures, Inc.	BFL Owen & Associates	7/30/2010
00116	7/29/2010	Steel col on storefront @elev shaft	ARB Structures, Inc.	Watry Design, Inc.	9/2/2010
00117	7/29/2010	Glazing clarifications	ARB Structures, Inc.	Watry Design, Inc.	7/30/2010
00118	7/30/2010	Hairpins at F Line	CMC Fontana	Watry Design, Inc.	8/6/2010

M



**Exhibit H.3:
Parking Structure Phase I - Request for Information Log**

RFI #	DATE	Subject	FROM	TO	Response Date
00119	8/2/2010	HSS spprt frme outrigger adj plate	Schroeder Iron	BFL Owen & Associates	8/2/2010
00120	8/2/2010	Gridline 19/20 stirrups at columns	CMC Fontana	BFL Owen & Associates	8/2/2010
00121	8/2/2010	Hairpins at col. zones, #5 vs. #6	CMC Fontana	BFL Owen & Associates	8/17/2010
00122	8/3/2010	High-liftgroutprocedures for CMUwal	R&R Masonry	BFL Owen & Associates	8/3/2010
00123	8/3/2010	Grout'g, conc fill-in@ramp headwall	R&R Masonry	BFL Owen & Associates	8/3/2010
00124	10/12/2010	CMUcntr rampwall@Line D-dwls tiein	R&R Masonry	BFL Owen & Associates	8/3/2010
00125	8/4/2010	Expansion Joints: specs vs. drwgs	ARB Structures, Inc.	Watry Design, Inc.	9/16/2010
00126	8/5/2010	Beam Penetrations at Elevator Tower	ARB Structures, Inc.	Watry Design, Inc.	8/12/2010
00127	8/4/2010	Future tie-in to Ph 2 structure	ARB Structures, Inc.	Watry Design, Inc.	10/4/2010
00128	8/6/2010	Slab dowels in CMU wall	ARB Structures, Inc.	BFL Owen & Associates	8/10/2010
00129	8/6/2010	Reinforcing @ top of retaining wall	ARB Structures, Inc.	BFL Owen & Associates	8/6/2010
00130	8/6/2010	Drainage detail at ramp wall	ARB Structures, Inc.	Watry Design, Inc.	8/6/2010
00131	8/18/2010	Cantilever slab at ramp walls	ARB Structures, Inc.	Watry Design, Inc.	9/2/2010
00131	8/3/2010	Grouting & conc fill at ramp walls	R&R Masonry	Watry Design, Inc.	8/3/2010
00132	8/18/2010	Guide Rail Support Between Levels 1 and 2	ARB Structures, Inc.	Watry Design, Inc.	8/25/2010
00133	8/26/2010	Lenton Terminations in Lieu of Standard Hooks	CMC Fontana	Watry Design, Inc.	9/2/2010
00134	8/30/2010	Exit signs	Apollo Electric	Watry Design, Inc.	8/30/2010
00135	8/30/2010	Step betw. Gridlines E34 & E35	ARB Structures, Inc.	Watry Design, Inc.	9/14/2010
00136	9/3/2010	Lvl 2 PT shop drwg EOR comments	CMC Fontana	Watry Design, Inc.	10/12/2010
00137	9/3/2010	Proposed alternate frmebm tie spaci	CMC Fontana	Watry Design, Inc.	10/28/2010
00138	9/16/2010	Stair #3 lighting	Apollo Electric	Watry Design, Inc.	9/22/2010
00139	9/16/2010	Elevator cylinder conflict with ftg	ARB Structures, Inc.	BFL Owen & Associates	9/16/2010
00140	9/20/2010	Rmvl of backup bars for shop welds	Schroeder Iron	BFL Owen & Associates	9/22/2010

M



**Exhibit H.3:
Parking Structure Phase I - Request for Information Log**

RFI #	DATE	Subject	FROM	TO	Response Date
00140R1	9/20/2010	Rmvl of backup bars for shop welds	Schroeder Iron	BFL Owen & Associates	9/29/2010
00140R2	9/20/2010	Rmvl of backup bars for shop welds	Schroeder Iron	BFL Owen & Associates	10/13/2010
00141	9/22/2010	Light fixt.mtg. heights at elev.twr	Apollo Electric	Watry Design, Inc.	10/11/2010
00142	9/22/2010	Frame column splice	Schroeder Iron	BFL Owen & Associates	9/22/2010
00143	9/24/2010	Deck Edge Attachment	Insul Drywall and Plastering	Watry Design, Inc.	10/1/2010
00144	9/28/2010	Future photovoltaic system	ARB Structures, Inc.	Watry Design, Inc.	9/29/2010
00145	10/5/2010	Lighting Layout	Apollo Electric	Watry Design, Inc.	10/13/2010
00146	10/7/2010	Storm Drain Conflict with Existing Utilities	ARB Structures, Inc.	RBF Consulting	10/14/2010
00147	10/8/2010	Integral color conc slab thick/rein	ARB Structures, Inc.	Watry Design, Inc.	10/12/2010
00148	10/8/2010	Base Plate in Elevator 1-4 Foundation	ARB Structures, Inc.	Watry Design, Inc.	10/15/2010
00149	10/11/2010	HSS columns at elevator tower	Schroeder Iron	BFL Owen & Associates	10/13/2010
00150	10/11/2010	Elevators 1-4 Lobby concrete floors	ARB Structures, Inc.	Watry Design, Inc.	10/28/2010
00151	10/18/2010	Finish at Elevator Machine Room	ARB Structures, Inc.	Watry Design, Inc.	10/26/2010
00152	10/19/2010	Elevator divider beam embeds	ARB Structures, Inc.	BFL Owen & Associates	11/4/2010
00153	10/27/2010	Two Short Uniform Tendons in PT Deck 11	ARB Structures, Inc.	Watry Design, Inc.	11/3/2010
00154	10/28/2010	Stair 1 Base Detail	Schroeder Iron	Watry Design, Inc.	11/4/2010
00155	10/28/2010	Moment Frame Connection Details	ARB Structures, Inc.	Watry Design, Inc.	11/4/2010
00156	10/28/2010	New Sheet E4 and New L1C	Apollo Electric	Watry Design, Inc.	11/4/2010
00157	10/28/2010	RBS Moment Frame Connection	Schroeder Iron	BFL Owen & Associates	11/4/2010
00157R1	11/5/2010	RBS Moment Frame Connection	Schroeder Iron	Watry Design, Inc.	11/12/2010
00157R2	11/17/2010	RBS Moment Frame Connection	Schroeder Iron	Watry Design, Inc.	11/24/2010
00158	11/2/2010	Beam conflict at 25/D-E	CMC Fontana	BFL Owen & Associates	11/29/2010
00159	11/3/2010	Integral-colored conc inside struc	ARB Structures, Inc.	BFL Owen & Associates	11/4/2010

M



**Exhibit H.3:
Parking Structure Phase I - Request for Information Log**

RFI #	DATE	Subject	FROM	TO	Response Date
00160	11/8/2010	New and old pwr pedestals & panels	Apollo Electric	Henrikson Owen & Associates	11/11/2010
00161	11/8/2010	Glass frames at radius corner	Schroeder Iron	ARB Structures, Inc.	12/15/2010
00161	11/8/2010	Glass frames at radius corner	Schroeder Iron	Watry Design, Inc.	12/15/2010
00162	11/9/2010	Beam stressing access at Lvl 2	CMC Fontana	Watry Design, Inc.	11/29/2010
00163	11/10/2010	Lvl 5 PT affected by added tendons	CMC Fontana	BFL Owen & Associates	11/10/2010
00163R1	11/15/2010	Added uniform cables at ramp	CMC Fontana	BFL Owen & Associates	11/17/2010
00164	11/15/2010	Shaftwall at elevator door frames	Insul Drywall and Plastering	Watry Design, Inc.	12/1/2010
00165	8/18/2010	Cantilever slab at ramp walls	ARB Structures, Inc.	Watry Design, Inc.	9/2/2010
00165	11/15/2010	RBS moment frame shear tabs	Schroeder Iron	Watry Design, Inc.	11/29/2010
00166	8/18/2010	Guiderail support between Lvl 1 & 2	ARB Structures, Inc.	Watry Design, Inc.	8/26/2010
00166	11/15/2010	Plaster control joints	Insul Drywall and Plastering	Watry Design, Inc.	11/15/2010
00167	8/26/2010	Lenton terminators instead of hooks	CMC Fontana	BFL Owen & Associates	8/27/2010
00167	11/16/2010	HSSdivider bm weld to continuity pl	Schroeder Iron	Watry Design, Inc.	11/29/2010
00168	11/17/2010	Conc finish at elev lobbies & bridg	ARB Structures, Inc.	Watry Design, Inc.	12/1/2010
00169	11/30/2010	Metal decking at tower	Schroeder Iron	Watry Design, Inc.	12/2/2010
00170	12/1/2010	Power to obstruction lights	Apollo Electric	Watry Design, Inc.	12/1/2010
00171	12/2/2010	Exit signs at top level	Apollo Electric	Watry Design, Inc.	12/8/2010
00171R1	1/6/2011	Exit signs at top level	ARB Structures, Inc.	Watry Design, Inc.	1/13/2011
00172	12/1/2010	Embed for guiderail support	Schroeder Iron	Watry Design, Inc.	1/13/2011
00173	12/3/2010	HSS framing at radius	ARB Structures, Inc.	BFL Owen & Associates	12/3/2010
00174	12/3/2010	Gap at 1" side plates (Stair #1)	Schroeder Iron	Gregory P. Luth & Associates	12/5/2010
00175	12/13/2010	Parapet height	Insul Drywall and Plastering	Watry Design, Inc.	12/15/2010
00176	12/14/2010	Bent plate at exterior soffit	Insul Drywall and Plastering	Watry Design, Inc.	12/16/2010

M



**Exhibit H.3:
Parking Structure Phase I - Request for Information Log**

RFI #	DATE	Subject	FROM	TO	Response Date
00176R1	2/7/2011	Bent plate at exterior soffit	ARB Structures, Inc.	Watry Design, Inc.	2/10/2011
00177	12/14/2010	Horizontal control joints	Insul Drywall and Plastering	Watry Design, Inc.	12/21/2010
00178	12/14/2010	Clearance at perimeter soffit	Insul Drywall and Plastering	Watry Design, Inc.	12/21/2010
00179	12/15/2010	Metal stud framing details	Insul Drywall and Plastering	Watry Design, Inc.	12/21/2010
00180	12/16/2010	Soffits at Stair #1	Insul Drywall and Plastering	Watry Design, Inc.	12/21/2010
00181	12/16/2010	CMU rebar at doors and windows	ARB Structures, Inc.	BFL Owen & Associates	1/11/2011
00182	12/16/2010	Emergency lighting	Apollo Electric	Henrikson Owen & Associates	12/16/2010
00183	12/17/2010	Column footing for Stair 1	ARB Structures, Inc.	BFL Owen & Associates	12/23/2010
00184	12/17/2010	Column footing for Stair #2	ARB Structures, Inc.	BFL Owen & Associates	1/5/2011
00185	12/20/2010	Fireproofing at sleeves in beams	Insul Drywall and Plastering	Watry Design, Inc.	12/20/2010
00186	12/20/2010	Plaster termination at pkg structur	Insul Drywall and Plastering	Watry Design, Inc.	1/3/2011
00187	12/21/2010	Panic hdwe from Main Electrical Rm	ARB Structures, Inc.	Watry Design, Inc.	12/21/2010
00188	12/21/2010	Stair #3 barrier rail embeds	Schroeder Iron	Watry Design, Inc.	1/27/2011
00189	12/28/2010	Add'l reinforcement in upturned bm	ARB Structures, Inc.	BFL Owen & Associates	12/29/2010
00190	12/30/2010	New feeders fr MSA to exist'g garag	Apollo Electric	Henrikson Owen & Associates	12/29/2010
00191	1/3/2011	Unstressed slab tendon at GL 24.5	ARB Structures, Inc.	BFL Owen & Associates	1/5/2011
00192	1/3/2011	Damage slabedge during Deck20 stres	ARB Structures, Inc.	BFL Owen & Associates	1/31/2011
00193	1/4/2011	Reinf. for CMU spandrel/barrierwall	R&R Masonry	BFL Owen & Associates	1/11/2011
00194	1/12/2011	Plaster-to-glazing joint	Insul Drywall and Plastering	Watry Design, Inc.	1/21/2011
00195	1/12/2011	Window detail for Elevator 5	ARB Structures, Inc.	Watry Design, Inc.	1/13/2011
00196	1/12/2011	Door jambs at plaster walls	Insul Drywall and Plastering	Watry Design, Inc.	1/21/2011
00197	1/12/2011	12" CMU jambs at Elevator 5	R&R Masonry	BFL Owen & Associates	1/28/2011
00198	1/17/2011	Condenser Units at Elevator Tower	ARB Structures, Inc.	Watry Design, Inc.	1/24/2011

M



**Exhibit H.3:
Parking Structure Phase I - Request for Information Log**

RFI #	DATE	Subject	FROM	TO	Response Date
00198R1	2/7/2011	Condenser Units at Elevator Tower	ARB Structures, Inc.	Parsons Brinckerhoff	2/10/2011
00199	1/17/2011	Discharge exh fan 2 at main elec rm	Thermalair, Inc.	Watry Design, Inc.	1/31/2011
00200	1/21/2011	Soffit height at exterior	Insul Drywall and Plastering	Watry Design, Inc.	1/27/2011
00201	1/24/2011	Soffit elevations at 5th Level	Insul Drywall and Plastering	Watry Design, Inc.	1/27/2011
00202	1/25/2011	Elevator 5 rebar	ARB Structures, Inc.	BFL Owen & Associates	1/25/2011
00202R1	1/25/2011	Elevator 5 rebar (continued)	ARB Structures, Inc.	BFL Owen & Associates	1/27/2011
00203	2/7/2011	Radius at concrete island	ARB Structures, Inc.	Watry Design, Inc.	2/9/2011
00204	2/10/2011	Elevator 5 roof vent support	ARB Structures, Inc.	BFL Owen & Associates	2/25/2011
00205	2/25/2011	Elevator tower plaster c/g. heights	ARB Structures, Inc.	Watry Design, Inc.	3/8/2011
00206	2/10/2011	Delay strip pours @28 days	ARB Structures, Inc.	BFL Owen & Associates	2/10/2011
00207	2/14/2011	Add'l clearance at HSS framing	ARB Structures, Inc.	BFL Owen & Associates	2/14/2011
00208	2/15/2011	Tendon severed in Deck 28	ARB Structures, Inc.	ARB Structures, Inc.	3/1/2011
00209	2/15/2011	Stair #1 mid-landing conn.pl.cover	Schroeder Iron	Watry Design, Inc.	2/23/2011
00210	2/15/2011	Weld detail at mid-landing pans	Schroeder Iron	BFL Owen & Associates	2/23/2011
00211	2/16/2011	Rigid foam insulation	Insul Drywall and Plastering	Watry Design, Inc.	3/10/2011
00212	2/16/2011	Routing of HVAC ducts	Thermalair, Inc.	Watry Design, Inc.	2/16/2011
00213	2/17/2011	Weep screed to mil-core transition	Insul Drywall and Plastering	Watry Design, Inc.	3/2/2011
00214	2/18/2011	Plaster corners	Insul Drywall and Plastering	Watry Design, Inc.	2/18/2011
00215	2/21/2011	Elev. 5 CMU reinf. abv header@5thL	ARB Structures, Inc.	BFL Owen & Associates	2/23/2011
00216	2/21/2011	Fire sprink lines to twr storerooms	ARB Structures, Inc.	BFL Owen & Associates	2/23/2011
00217	2/22/2011	Top of col. finish at ped. bridges	ARB Structures, Inc.	Watry Design, Inc.	3/4/2011
00218	2/22/2011	Extr finish grade elev's GLs A & 39	ARB Structures, Inc.	Watry Design, Inc.	3/10/2011
00219	2/25/2011	Embed plt. for Elev. 5 hoist bm	Schroeder Iron	Watry Design, Inc.	3/11/2011

M



**Exhibit H.3:
Parking Structure Phase I - Request for Information Log**

RFI #	DATE	Subject	FROM	TO	Response Date
00220	2/25/2011	Broken cable in Deck 28	CMC Fontana	BFL Owen & Associates	2/25/2011
00221	2/25/2011	Door to electrical room 4thLvl	ARB Structures, Inc.	Watry Design, Inc.	3/8/2011
00222	2/28/2011	Colored conc at Elev. 5 & Stair #3	ARB Structures, Inc.	Watry Design, Inc.	3/10/2011
00222R1	3/14/2011	Colored conc at Elev. 5 & Stair #3	ARB Structures, Inc.	Long Beach Airport	3/18/2011
00223	3/8/2011	Signage elevation conflicts	ARB Structures, Inc.	Watry Design, Inc.	3/24/2011
00224	3/21/2011	Sentry's entry monument sign	ARB Structures, Inc.	Watry Design, Inc.	3/21/2011
00224R1	3/21/2011	Sentry's entry monument sign	ARB Structures, Inc.	Long Beach Airport	3/24/2011
00225	3/11/2011	Field welds at HSS radius frames	Schroeder Iron	Watry Design, Inc.	3/11/2011
00226	3/23/2011	Pipe protection	ARB Structures, Inc.	Watry Design, Inc.	3/23/2011
00227	3/24/2011	Extent of parge plaster coat	Insul Drywall and Plastering	Watry Design, Inc.	3/25/2011
00228	3/24/2011	Control joints at Elevator 5	Insul Drywall and Plastering	Watry Design, Inc.	3/25/2011
00229	3/28/2011	Light standards in south pkg lot	ARB Structures, Inc.	RBF Consulting	4/6/2011
00230	3/28/2011	Landscape around south-west c'basin	ARB Structures, Inc.	RBF Consulting	3/29/2011
00231	3/30/2011	Pkg booth layout and ADA accessibil	ARB Structures, Inc.	Watry Design, Inc.	4/6/2011
00232	3/30/2011	V-gutter conflict with Verizon manh	ARB Structures, Inc.	RBF Consulting	4/4/2011
00233	3/30/2011	Condenser unit locations	ARB Structures, Inc.	Watry Design, Inc.	4/6/2011
00233R1	4/19/2011	Condenser unit locations	ARB Structures, Inc.	Watry Design, Inc.	4/26/2011
00234	3/30/2011	Relocation of light fixtures in Off	ARB Structures, Inc.	Watry Design, Inc.	4/4/2011
00235	3/30/2011	South curb openings	ARB Structures, Inc.	RBF Consulting	3/30/2011
00236	4/1/2011	ADA-accessible sidewalks at S. lot	ARB Structures, Inc.	RBF Consulting	4/4/2011
00237	4/6/2011	Elev. tower Ground Lvl clg. height	ARB Structures, Inc.	Watry Design, Inc.	4/7/2011
00238	4/11/2011	Warranty start date clarified	ARB Structures, Inc.	Watry Design, Inc.	4/11/2011
00239	4/12/2011	Welds at exterior HSS frames	ARB Structures, Inc.	BFL Owen & Associates	4/12/2011

M



**Exhibit H.3:
Parking Structure Phase I - Request for Information Log**

RFI #	DATE	Subject	FROM	TO	Response Date
00240	4/14/2011	Soffit at Elevator Fronts on Levels 2-4	ARB Structures, Inc.	Watry Design, Inc.	4/21/2011
00241	4/19/2011	Landscape Irrigation	ARB Structures, Inc.	Watry Design, Inc.	4/26/2011
00242	4/19/2011	Fire Extinguisher Mounting Plate	ARB Structures, Inc.	Watry Design, Inc.	4/26/2011
00243	4/21/2011	Support Arm Alignment at Radius	ARB Structures, Inc.	BFL Owen & Associates	4/28/2011
00244	4/22/2011	Dimensions for North West Landscape Sweep	ARB Structures, Inc.	Carter Romanek	4/29/2011
00245	4/25/2011	V-gutter over 'old' Verizon manhole	ARB Structures, Inc.	RBF Consulting	4/26/2011
00246	4/27/2011	Plaster cracks at tower bridge cols	ARB Structures, Inc.	Watry Design, Inc.	4/27/2011
00247	4/27/2011	Doors&frms at storerm and Securit	ARB Structures, Inc.	Watry Design, Inc.	5/4/2011
00248	4/27/2011	Landscape lighting	ARB Structures, Inc.	Watry Design, Inc.	5/4/2011
00249	4/28/2011	Existing catch basin slope conflict	ARB Structures, Inc.	RBF Consulting	4/29/2011

NOTE

The entire contents of each Request for Information and Associated Response shall be incorporated into this Exhibit H.3 by reference.

M