Agenda Item #2

BUILDING PERSPECTIVE 2
SCALE : NTS

BUILDING PERSPECTIVE 4
SCALE : NTS

BUILDING PERSPECTIVE 3
SCALE : NTS

BUILDING PERSPECTIVE 1
SCALE : NTS

PROJECT:

ANCHOR PLACE
CVC PHASE V PARCEL 13 & 14

2000 RIVER AVE.
LONG BEACH, CA 90810

OWNER:

Century Villages at Cabrillo

1000 CORPORATE POINTE
CULVER CITY, CA 90230
(T) 310.642.2059 (F) 310.258.0701

STAMP:

SITE PLAN APPLICATION
SUBMITTAL
12/30/2014
NOT FOR CONSTRUCTION

ISSUE NO.	DOCUMENT PACKAGE	ISSUE DATE

KEY PLAN

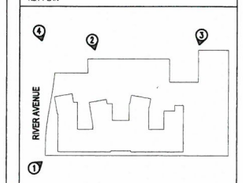

N

PROJECT NO.	14003
PLOT DATE	12-30-14
SCALE	AS SHOWN

SHEET TITLE

BUILDING PERSPECTIVES

SHEET NO.

G0.00

CAD REF.

BUILDING PERSPECTIVE 2
SCALE : NTS

BUILDING PERSPECTIVE 4
SCALE : NTS

BUILDING PERSPECTIVE 3
SCALE : NTS

BUILDING PERSPECTIVE 1
SCALE : NTS

PSL ARCHITECTS
1657 alvira street second floor los angeles, ca 90035
tel. 323.954.9996 323.954.9997 fax

The design, drawings, and written material in these documents of service are the sole property of PSLArchitects. All design and related information contained herein are for use on the specified projects and shall not be duplicated, disclosed, or used without the prior written consent of PSLArchitects.

PROJECT:

ANCHOR PLACE
CVC PHASE V PARCEL 13 & 14

2000 RIVER AVE.
LONG BEACH, CA 90810

OWNER:

Century Villages at Cabrillo
1000 CORPORATE POINTE
CULVER CITY, CA 90230
(T) 310.642.2059 (F) 310.258.0701

STAMP:

SITE PLAN APPLICATION
SUBMITTAL
12/30/2014
NOT FOR CONSTRUCTION

ISSUE NO.	DOCUMENT PACKAGE	ISSUE DATE

KEY PLAN

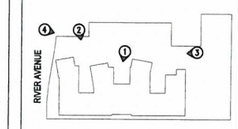

N

PROJECT NO. 14003
PLOT DATE 12-30-14
SCALE AS SHOWN

SHEET TITLE

BUILDING PERSPECTIVES

SHEET NO.

G0.01

CAD REF.

PROJECT INFORMATION

CAMPUS SITE AREA	1,161,292 SF
LANDSCAPE BARRIER AREA	45,890 SF
TOTAL CAMPUS AREA	1,207,182 SF
EXISTING BUILDING FOOTPRINT	284,072 SF
EXISTING BUILDING FOOTPRINT TO BE DEMOLISHED	28,240 SF
PROPOSED BUILDING FOOTPRINT	40,276 SF
TOTAL BUILDING FOOTPRINT AREA	296,108 SF
LOT COVERAGE	24.53 %
PROJECT SITE AREA	130,458 SF
PROPOSED BUILDING AREA	141,780 SF
FAR	0.90

UNIT MIX

SECOND FLOOR

TYPE	UNITS	BEDS	SF PER UNIT	TOTAL SF
A1 - 1BEDROOM - 1BATH	10	10	577	5,770
A2 - 1BEDROOM - 1BATH	8	8	577	4616
A3 - 1BEDROOM - 1BATH	4	4	569	2276
A4 - 1BEDROOM - 1BATH	2	2	577	1154
A6 - 1BEDROOM - 1BATH	1	1	605	605
A7 - 1BEDROOM - 1BATH	1	1	595	595
A8 - 1BEDROOM - 1BATH	1	1	576	576
B1 - 2BEDROOM - 1BATH	4	8	872	3,488
C1 - 3BEDROOM - 2BATH	4	12	1,140	4,560
TOTAL	35	47		23,640

THIRD FLOOR

TYPE	UNITS	BEDS	SF PER UNIT	TOTAL SF
A1 - 1BEDROOM - 1BATH	8	8	577	4,616
A2 - 1BEDROOM - 1BATH	7	7	577	4,039
A3 - 1BEDROOM - 1BATH	6	6	569	3,414
A4 - 1BEDROOM - 1BATH	2	2	577	1154
A8 - 1BEDROOM - 1BATH	1	1	576	576
A9 - 1BEDROOM - 1BATH	1	1	568	568
B1 - 2BEDROOM - 1BATH	4	8	872	3,488
B2 - 2BEDROOM - 1BATH	3	6	863	2589
C1 - 3BEDROOM - 2BATH	1	3	1,140	1,140
TOTAL	33	42		21,584

FOURTH FLOOR

TYPE	UNITS	BEDS	SF PER UNIT	TOTAL SF
A1 - 1BEDROOM - 1BATH	8	8	577	4,616
A2 - 1BEDROOM - 1BATH	6	6	577	3462
A3 - 1BEDROOM - 1BATH	5	5	569	2845
A4 - 1BEDROOM - 1BATH	1	1	577	577
A5 - 1BEDROOM - 1BATH	3	3	568	1704
B1 - 2BEDROOM - 1BATH	4	8	872	3,488
B2 - 2BEDROOM - 1BATH	1	2	863	863
TOTAL	28	33		17,555

FIFTH FLOOR

TYPE	UNITS	BEDS	SF PER UNIT	TOTAL SF
A1 - 1BEDROOM - 1BATH	10	10	577	5,770
A2 - 1BEDROOM - 1BATH	6	6	577	3462
A3 - 1BEDROOM - 1BATH	3	3	569	1707
A5 - 1BEDROOM - 1BATH	1	1	568	568
B1 - 2BEDROOM - 1BATH	1	2	872	872
B2 - 2BEDROOM - 1BATH	3	6	863	2,589
TOTAL	24	28		14,968

BULDING TOTAL

TYPE	UNITS	BEDS	SF PER UNIT	TOTAL SF
A1 - 1BEDROOM - 1BATH	36	36	577	20,772
A2 - 1BEDROOM - 1BATH	27	27	577	15579
A3 - 1BEDROOM - 1BATH	18	18	569	10242
A4 - 1BEDROOM - 1BATH	5	5	577	2885
A5 - 1BEDROOM - 1BATH	4	4	568	2272
A6 - 1BEDROOM - 1BATH	1	1	605	605
A7 - 1BEDROOM - 1BATH	1	1	595	595
A8 - 1BEDROOM - 1BATH	2	2	576	1152
A9 - 1BEDROOM - 1BATH	1	1	568	568
B1 - 2BEDROOM - 1BATH	13	26	872	11,336
B2 - 2BEDROOM - 1BATH	7	14	863	6,041
C1 - 3BEDROOM - 2BATH	5	15	1,140	5,700
TOTAL	120	150		77,747

PROJECT SF

ROOM #		SF	FAR	PARKING
			CONTRIBUTION TO:	
GROUND FLOOR				
MULTI-PURPOSE / ART SPACE				
101	MULTI-PURPOSE ROOM	1,981	1,981	
102	KITCHEN	230	230	
103	STORAGE	323	323	
104	CLOSET	104	104	
105	TRASH ROOM	188		
106	CLOSET	34	34	
107	RESTROOM	84	84	
108	RESTROOM	84	84	
109	WEST RESIDENTIAL LOBBY	673	673	
110	MAIL ROOM	334	334	
111	CORRIDOR	406	406	
FITNESS AREA				
112	ENTRY	194	194	
113	GYM	842	842	
114	FITNESS STUDIO	1,098	1,098	
115	RESTROOM	85	85	
116	RESTROOM	86	86	
117	CLOSET	30	30	
118	STORAGE	107	107	
119	CORRIDOR	347	347	
VETS & FAMILY SERVICES				
120	RESIDENT MEETING ROOM	468	468	
121	RESIDENT MEETING ROOM	443	443	
122	VETS LOBBY	466	466	466
1231	OFFICE	145	145	145
124	OFFICE	145	145	145
125	BREAK ROOM	210	210	
126	OFFICE	147	147	147
127	OFFICE	145	145	145
128	OFFICE	145	145	145
129	OFFICE	173	173	173
130	FAMILY LOBBY	713	713	713
131	COMMUNITCATION ROOM	88	88	
132	RESTROOM	81	81	
133	RESTROOM	83	83	
134	CORRIDOR	230	230	
PROPERTY MANAGEMENT				
135	LOBBY / RECEPTION	382	382	382
136	OFFICE	151	151	151
137	BIKE STORAGE	1128		
138	TRASH ROOM	190		
139	RESTROOM	105	105	
140	CLOSET	40	40	
141	CLOSET	31	31	
142	EAST RESIDENTIAL LOBBY	707	707	
143	CORRIDOR	195	195	
PARKING GARAGE				
144	ELECTRICAL ROOM	639		
145	GARAGE	22,659		
TOTAL		**37,139**	**12,335**	**2,612**

PROJECT SF

ROOM #		SF	FAR	PARKING
			CONTRIBUTION TO:	
SECOND FLOOR				
201	WEST ELEVATOR LOBBY	194	194	
202	WEST TRASH / RECYCLING	93	93	
203	STORAGE	81	81	
204	IDF	47	47	
205	STORAGE	120	120	
206	JANITOR CLOSET	74	74	
207	IDF	47	47	
208	STORAGE	81	81	
209	EAST TRASH / RECYCLING	196	196	
210	EAST ELEVATOR LOBBY	92	92	
211	CORRIDOR	5,097	5,097	
	UNITS	23,640	23,640	
TOTAL		**29,762**	**29,762**	
THIRD FLOOR				
301	WEST ELEVATOR LOBBY	194	194	
302	WEST TRASH / RECYCLING	93	93	
303	STORAGE	81	81	
304	IDF	47	47	
305	COMMON AREA 1	578	578	
306	STORAGE	120	120	
307	JANITOR CLOSET	74	74	
308	NOT USED			
309	COMMON AREA 3	578	578	
310	IDF	47	47	
311	STORAGE	81	81	
312	EAST TRASH / RECYCLING	196	196	
313	EAST ELEVATOR LOBBY	96	96	
314	CORRIDOR	4,958	4,958	
	UNITS	21,584	21,584	
TOTAL		**28,727**	**28,727**	
FOURTH FLOOR				
401	WEST ELEVATOR LOBBY	194	194	
402	WEST TRASH / RECYCLING	93	93	
403	COMMON AREA 4	571	571	
404	STORAGE	81	81	
405	IDF	47	47	
406	LAUNDRY 1	218	218	
407	STORAGE	120	120	
408	JANITOR CLOSET	74	74	
409	LAUNDRY 2	218	218	
410	IDF	47	47	
411	STORAGE	81	81	
412	EAST TRASH / RECYCLING	196	196	
413	EAST ELEVATOR LOBBY	96	96	
414	COMMON AREA 5	574	574	
415	CORRIDOR	4753	4753	
	UNITS	17,555	17,555	
TOTAL		**24,918**	**24,918**	
FIFTH FLOOR				
501	WEST ELEVATOR LOBBY	194	194	
502	WEST TRASH / RECYCLING	93	93	
503	LAUNDRY 3	218	218	
504	STORAGE	81	81	
505	IDF	47	47	
506	STORAGE	120	120	
507	JANITOR CLOSET	74	74	
508	IDF	47	47	
509	STORAGE	81	81	
510	EAST TRASH / RECYCLING	196	196	
511	EAST ELEVATOR LOBBY	96	96	
512	LAUNDRY 4	218	218	
513	CORRIDOR	4,497	4,497	
	UNITS	14,968	14,968	
TOTAL		**20,930**	**20,930**	
PROJECT SF				
	TOTAL PROJECT SF	**141,476**	**116,672**	

PARKING

PARKING REQUIRED		STALLS
RESIDENTIAL (5 PER UNIT)	120 UNITS	60
OFFICE (3 PER 1,000 SF)	2,612	8
TOTAL		**68**
PARKING PROVIDED		
RESIDENTIAL STANDARD STALLS		47
RESIDENTIAL COMPACT STALLS		7
RESIDENTIAL VAN ACCESSIBLE STALLS		1
RESIDENTIAL ACCESSIBLE STALLS		5
TOTAL RESIDENTIAL STALLS		60
OFFICE STANDARD STALLS		7
OFFICE VAN ACCESSIBLE STALLS		1
TOTAL OFFICE STALLS		8
TOTAL PROVIDED		**68**
ADDITIONAL COMPACT STALLS		12
ADDITIONAL STANDARD STALLS		3
TOTAL ADDITIONAL SPACES		15
TOTAL TOTAL		**83**

SHEET INDEX

G0.00	BUILDING PERSPECTIVES
G0.01	BUILDING PERSPECTIVES
G1.00	PROJECT INFO & SHEET INDEX
G1.01	SITE PHOTOS
A0.00	CAMPUS AMENITIES PLAN
A0.01	CAMPUS PARKING PLAN
A0.10	PROJECT SITE PLAN
A1.10	FIRST FLOOR PLAN - PART A
A1.11	FIRST FLOOR PLAN - PART B
A1.20	SECOND FLOOR PLAN - PART A
A1.21	SECOND FLOOR PLAN - PART B
A1.30	THIRD FLOOR PLAN - PART A
A1.31	THIRD FLOOR PLAN - PART B
A1.40	FOURTH FLOOR PLAN - PART A
A1.41	FOURTH FLOOR PLAN - PART B
A1.50	FIFTH FLOOR PLAN - PART A
A1.51	FIFTH FLOOR PLAN - PART B
A1.60	ROOF PLAN - PART A
A1.61	ROOF PLAN - PART B
A2.01	ELEVATIONS
A2.02	ELEVATIONS
A2.03	ELEVATIONS
A2.04	ELEVATIONS
A2.05	ENLARGED ELEVATIONS
A3.01	BUILDING SECTIONS
A4.01	ENLARGED UNIT PLANS
A4.02	PROPOSED SITE FENCE
L1.00	GROUND FLOOR LANDSCAPE PLAN
L1.01	SECOND FLOOR LANDSCAPE PLAN
L1.02	SITE PROGRAMMING PLAN

PSL ARCHITECTS
1657 alvira street second floor los angeles, ca 90035
tel. 323.954.9996 323.954.9997 fax

This design, drawings, and written material in these documents of service are the sole property of PSLArchitects. All design and related information contained herein are for use on the specified projects and shall not be duplicated, disclosed, or used without the prior written consent of PSLArchitects.

PROJECT:

ANCHOR PLACE

CVC PHASE V PARCEL 13 & 14

2000 RIVER AVE.
LONG BEACH, CA 90810

OWNER:

Century Villages at Cabrillo

1000 CORPORATE POINTE
CULVER CITY, CA 90230
(T) 310.842.2059 (F) 310.258.0701

STAMP:

SITE PLAN APPLICATION
SUBMITTAL
12/30/2014
NOT FOR CONSTRUCTION

ISSUE NO.	DOCUMENT PACKAGE	ISSUE DATE

KEY PLAN

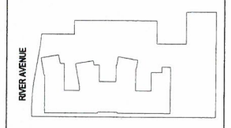

PROJECT NO.	14003
PLOT DATE	12-30-14
SCALE	AS SHOWN

SHEET TITLE

PROJECT INFO & SHEET INDEX

SHEET NO.

G1.00

CAD REF.

SITE PHOTO 9
SCALE : NTS

SITE PHOTO 7
SCALE : NTS

SITE PHOTO 4
SCALE : NTS

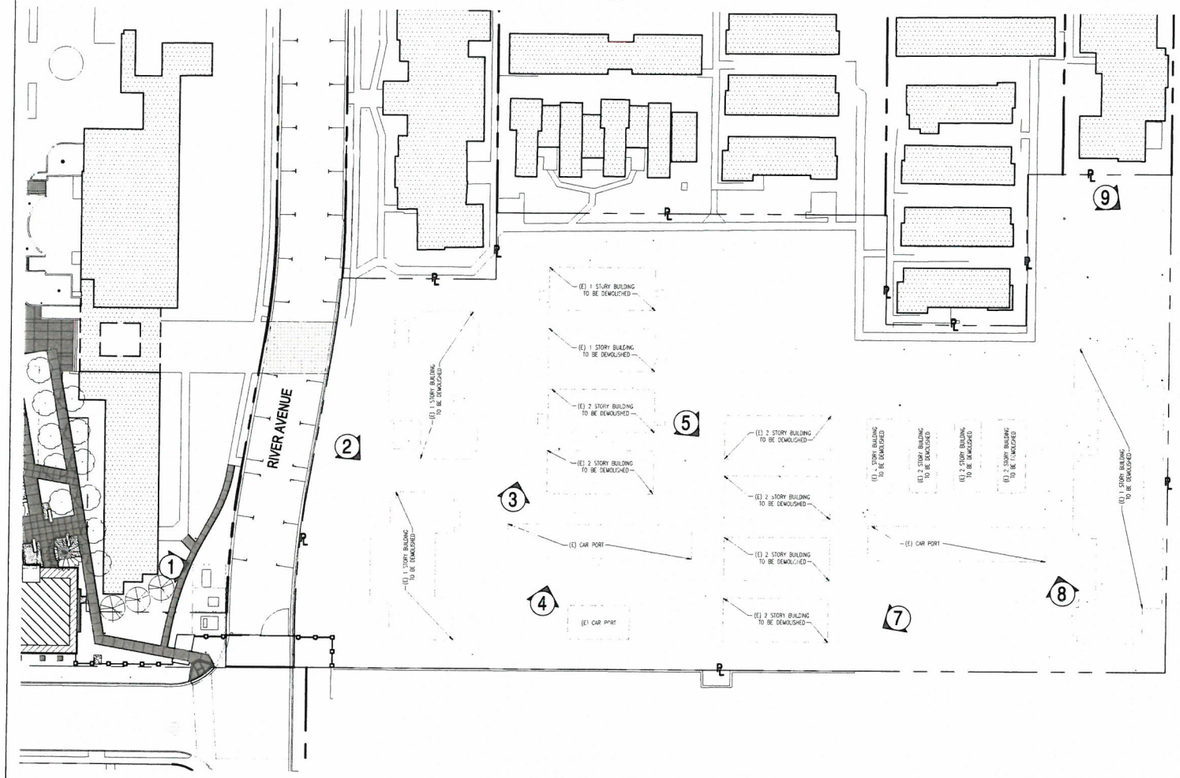

EXISTING SITE KEY PLAN 6
SCALE : NTS

SITE PHOTO 3
SCALE : NTS

SITE PHOTO 2
SCALE : NTS

SITE PHOTO 8
SCALE : NTS

SITE PHOTO 5
SCALE : NTS

SITE PHOTO 1
SCALE : NTS

PSL ARCHITECTS
1657 alvira street second floor los angeles, ca 90035
tel: 323.954.9996 323.954.9997 fax

The design, drawings, and written material in these documents of service are the sole property of PSLArchitects. All design and related information contained herein are for use on the specified projects and shall not be duplicated, disclosed, or used without the prior written consent of PSLArchitects.

PROJECT:

ANCHOR PLACE
CVC PHASE V PARCEL 13 & 14

2000 RIVER AVE.
LONG BEACH, CA 90810

OWNER:

Century Villages at Cabrillo
1000 CORPORATE POINTE
CULVER CITY, CA 90230
(T) 310.642.2059 (F) 310.258.0701

STAMP:

SITE PLAN APPLICATION SUBMITTAL
12/30/2014
NOT FOR CONSTRUCTION

ISSUE NO.	DOCUMENT PACKAGE	ISSUE DATE

KEY PLAN

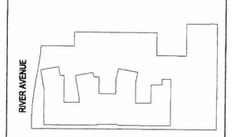

N

PROJECT NO.	14003
PLOT DATE	12-30-14
SCALE	AS SHOWN

SHEET TITLE

SITE PHOTOS

SHEET NO.

G1.01

CAD REF.

AMENITIES

1. SOCIAL HALL
2. GRAND LAWN
3. KNABE EXCHANGE (DINING HALL & CONVENIENCE STORE)
4. VOLLEYBALL
5. BASKETBALL COURT
6. OASIS COMMUNITY CENTER
7. COMMUNITY GARDEN AND ORCHARD
8. KABOOM PLAYGROUND
9. COMPREHENSIVE CHILD DEVELOPMENT
10. BETHUNE TRANSITIONAL CENTER

CAMPUS AMENITIES PLAN (1)
SCALE: NTS

PSL ARCHITECTS
1657 alvira street second floor los angeles, ca 90035
tel. 323.954.9996 323.954.9997 fax

The design, drawings, and written material in these documents of service are the sole property of PSLArchitects. All design and related information contained herein are for use on the specified projects and shall not be duplicated, disclosed, or used without the prior written consent of PSLArchitects.

PROJECT:
ANCHOR PLACE
CVC PHASE V PARCEL 13 & 14

2000 RIVER AVE.
LONG BEACH, CA 90810

OWNER:
Century Villages at Cabrillo
1000 CORPORATE POINTE
CULVER CITY, CA 90230
(T) 310.642.2059 (F) 310.258.0701

STAMP:
SITE PLAN APPLICATION SUBMITTAL
12/30/2014
NOT FOR CONSTRUCTION

ISSUE NO.	DOCUMENT PACKAGE	ISSUE DATE

KEY PLAN

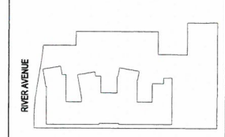

N

PROJECT NO. 14003
PLOT DATE 12-30-14
SCALE AS SHOWN

SHEET TITLE
CAMPUS AMENITIES PLAN

SHEET NO.
A0.00

CAD REF.

LEGEND

- CARPORT PARKING (88 SPACES)
- SURFACE PARKING (184 SPACES)
- COVERED PARKING (135 SPACES)
- STREET PARKING (247 SPACES TOTAL)
  - SAN GABRIEL RIVER ROAD (68 SPACES)
  - RIVER AVENUE (21 SPACES)
  - WILLARD STREET (119 SPACES)
  - WILLIAMS STREET (39 SPACES)
- CVC PHASE V

PARKING COUNT

PROPOSED TOTAL :
654 SPACES
CURRENT :
571 SPACES

CAMPUS PARKING PLAN 1
SCALE: NTS

PSL ARCHITECTS
1657 alvira street second floor los angeles, ca 90035
tel. 323.954.9999 323.954.9997 fax.

The design, drawings, and written material in these documents of service are the sole property of PSLArchitects. All design and related information contained herein are for use on the specified projects and shall not be duplicated, disclosed, or used without the prior written consent of PSLArchitects.

PROJECT:
ANCHOR PLACE
CVC PHASE V PARCEL 13 & 14

2000 RIVER AVE.
LONG BEACH, CA 90810

OWNER:
Century Villages at Cabrillo
1000 CORPORATE POINTE
CULVER CITY, CA 90230
(T) 310.642.2059 (F) 310.258.0701

STAMP:
SITE PLAN APPLICATION SUBMITTAL
12/30/2014
NOT FOR CONSTRUCTION

ISSUE NO.	DOCUMENT PACKAGE	ISSUE DATE

KEY PLAN

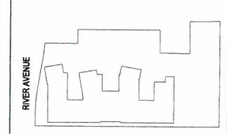

PROJECT NO. 14003
PLOT DATE 12-30-14
SCALE AS SHOWN

SHEET TITLE
CAMPUS PARKING PLAN

SHEET NO.
A0.01

CAD REF.

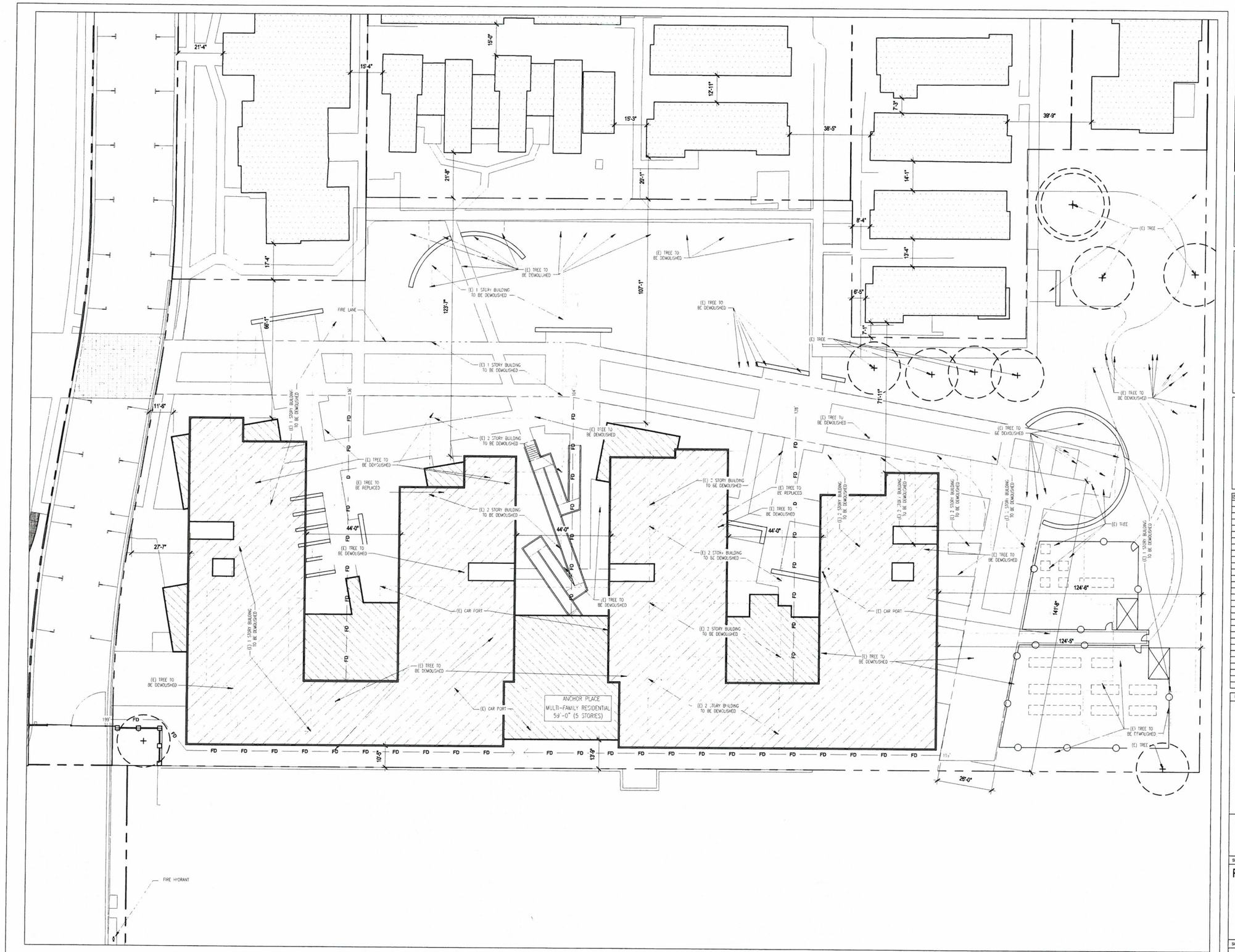

PROJECT SITE PLAN (1)
SCALE : 1/16" = 1'-0"
(ON 30" X 42" SHEET SIZE)

PSL ARCHITECTS
1657 alvira street second floor los angeles, ca 90035
tel: 323.954.9999 323.954.9997 fax

The design, drawings, and written material in these documents of service are the sole property of PSLArchitects. All design and related information contained herein are for use on the specified projects and shall not be duplicated, disclosed, or used without the prior written consent of PSLArchitects.

PROJECT:

ANCHOR PLACE
CVC PHASE V PARCEL 13 & 14

2000 RIVER AVE.
LONG BEACH, CA 90810

OWNER:

Century Villages at Cabrillo
1000 CORPORATE POINTE
CULVER CITY, CA 90230
(T) 310.642.2059 (F) 310.258.0701

STAMP:

SITE PLAN APPLICATION
SUBMITTAL
12/30/2014
NOT FOR CONSTRUCTION

ISSUE NO.	DOCUMENT PACKAGE	ISSUE DATE

KEY PLAN

RIVER AVENUE

PROJECT NO.	14003
PLOT DATE	12-30-14
SCALE	AS SHOWN

SHEET TITLE

PROJECT SITE PLAN

SHEET NO.

A0.10

CAD REF.

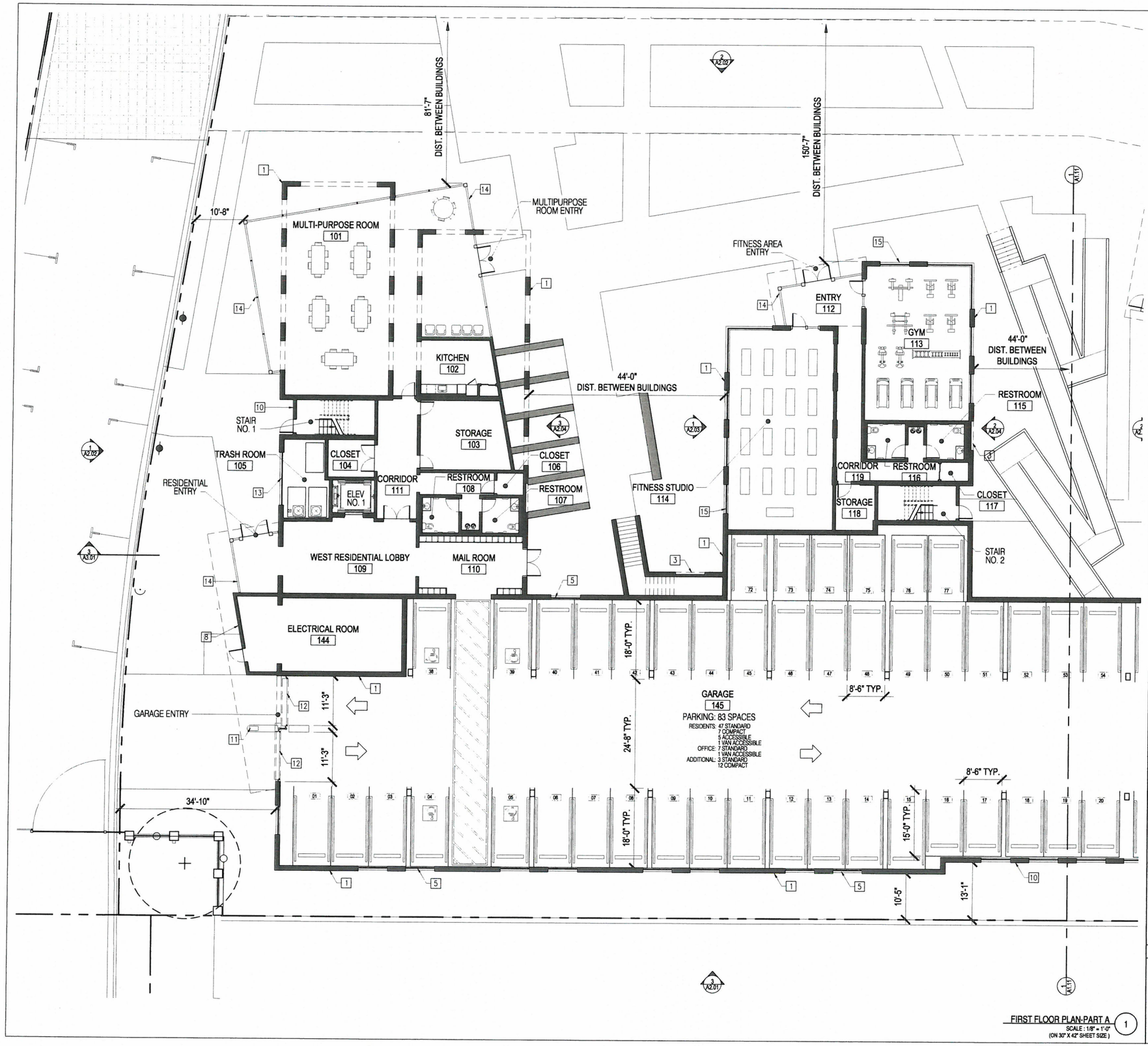

FIRST FLOOR PLAN-PART A (1)
SCALE : 1/8" = 1'-0"
(ON 30" X 42" SHEET SIZE)

KEYNOTES

1. MASONRY, CMU-1
2. MASONRY LINTEL, CMU-2
3. MASONRY BASE, CMU-2
4. MASONRY CAP, CMU-2
5. WROUGHT IRON GARAGE GRILL, PT-5, TYP.
6. WROUGHT IRON GUARDRAIL W/ PICKETS, PT-5, TYP.
7. 20/30 SAND STUCCO FINISH, PT-1, TYP.
8. 20/30 SAND STUCCO FINISH, PT-2, TYP.
9. CEMENT BOARD LAP SIDING, PT-3
10. CEMENT BOARD LAP SIDING, PT-4
11. GARAGE ENTRY CALL BOX
12. WROUGHT IRON GARAGE GATE, PT-5, TYP.
13. METAL ROLL-UP DOOR, PT-5
14. ALUMINUM STOREFRONT GLAZING, BRONZE ANODIZED, CLEAR GLASS, TYP.
15. RECESSED VINYL WINDOW, MILGARD BRONZE AND CLEAR GLASS, TYP.
16. STEEL TROWEL SMOOTH STUCCO FINISH, PT-4
17. METAL AWNING, PT-5
18. METAL COPING, PT-1
19. METAL COPING, PT-5
20. ROOF DRAIN, TYP.
21. MECHANICAL EQUIPMENT, TYP
22. 5' TALL PARAPET / EQUIPMENT SCREEN, REFER TO ELEVATION FOR MATERIAL
23. FLAT ROOF, TYP.
24. ROOF DECK

FINISH SCHEDULE

PT-1	DUNN EDWARDS, DEC763 "OATMEAL COOKIE"
PT-2	DUNN EDWARDS, DE5382 "GOLDEN APPEAL"
PT-3	DUNN EDWARDS, DE5495 "GRAPE LEAVES"
PT-4	DUNN EDWARDS, DE6222 "WEATHER BOARD"
PT-5	DUNN EDWARDS, DE6231 "SHAKER GRAY"
CMU-1	ANGELUS BLOCK CO. "CHARCOAL" BURNISHED
CMU-2	ANGELUS BLOCK CO. "MIDNIGHT" BURNISHED

PSL ARCHITECTS
1657 alvira street second floor los angeles, ca 90035
tel. 323.954.9998 323.954.9997 fax.

The design, drawings, and written material in these documents of service are the sole property of PSLArchitects. All design and related information contained herein are for use on the specified projects and shall not be duplicated, disclosed, or used without the prior written consent of PSLArchitects.

PROJECT:

ANCHOR PLACE
CVC PHASE V PARCEL 13 & 14

2000 RIVER AVE.
LONG BEACH, CA 90810

OWNER:

Century Villages at Cabrillo

1000 CORPORATE POINTE
CULVER CITY, CA 90230
(T) 310.642.2059 (F) 310.258.0701

STAMP:

SITE PLAN APPLICATION
SUBMITTAL
12/30/2014
NOT FOR CONSTRUCTION

ISSUE NO.	DOCUMENT PACKAGE	ISSUE DATE

KEY PLAN

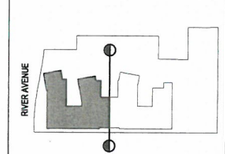

PROJECT NO.	14003
PLOT DATE	12-30-14
SCALE	AS SHOWN

SHEET TITLE

FIRST FLOOR PLAN
PART A

SHEET NO.

A1.10

CAD REF.

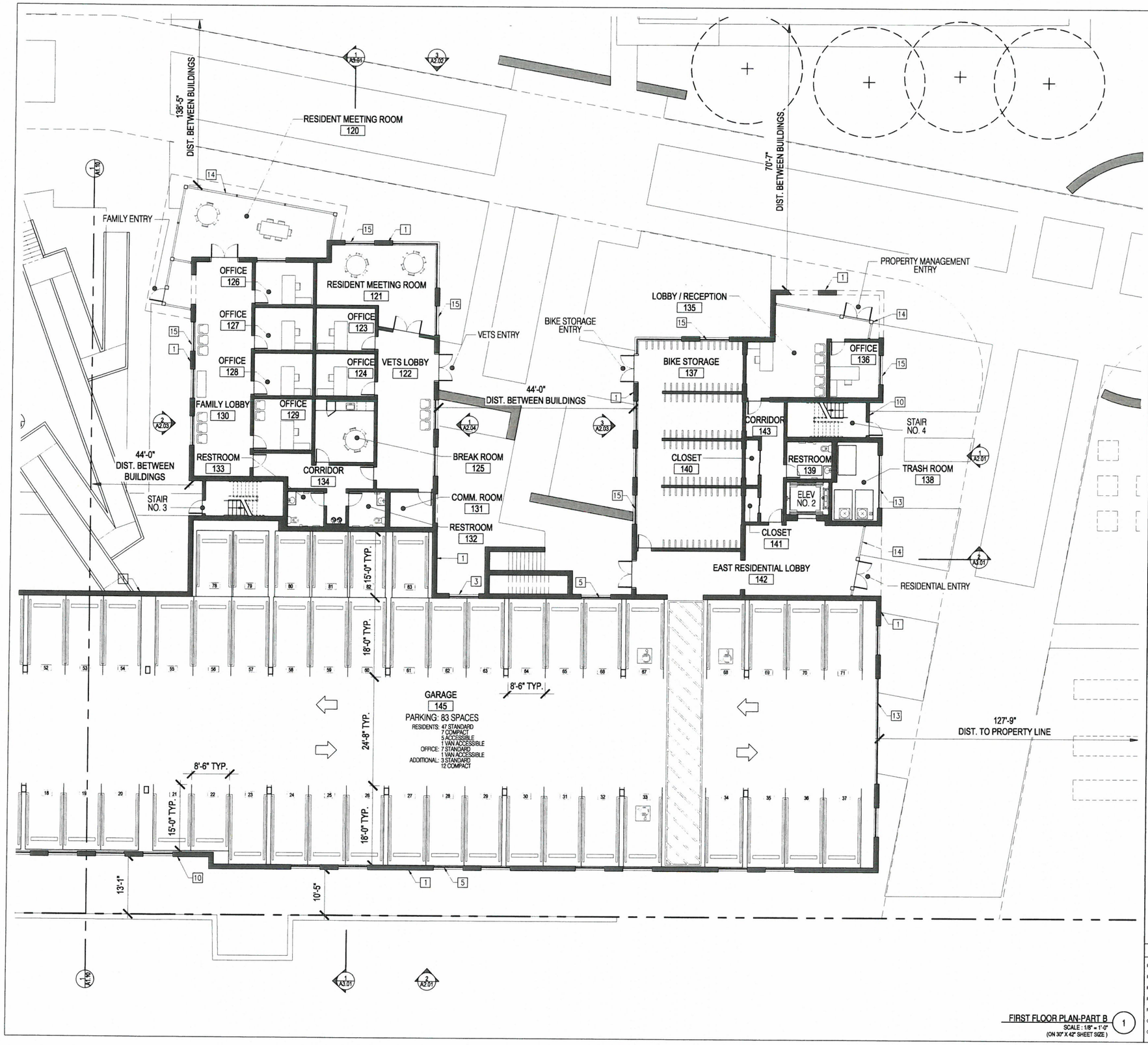

FIRST FLOOR PLAN-PART B (1)
SCALE : 1/8" = 1'-0"
(ON 30" X 42" SHEET SIZE)

KEYNOTES

1. MASONRY, CMU-1
2. MASONRY LINTEL, CMU-2
3. MASONRY BASE, CMU-2
4. MASONRY CAP, CMU-2
5. WROUGHT IRON GARAGE GRILL, PT-5, TYP.
6. WROUGHT IRON GUARDRAIL W/ PICKETS, PT-5, TYP.
7. 20/30 SAND STUCCO FINISH, PT-1, TYP.
8. 20/30 SAND STUCCO FINISH, PT-2, TYP.
9. CEMENT BOARD LAP SIDING, PT-3
10. CEMENT BOARD LAP SIDING, PT-4
11. GARAGE ENTRY CALL BOX
12. WROUGHT IRON GARAGE GATE, PT-5, TYP.
13. METAL ROLL-UP DOOR, PT-5
14. ALUMINUM STOREFRONT GLAZING, BRONZE ANODIZED, CLEAR GLASS, TYP.
15. RECESSED VINYL WINDOW, MILGARD BRONZE AND CLEAR GLASS, TYP.
16. STEEL TROWEL SMOOTH STUCCO FINISH, PT-4
17. METAL AWNING, PT-5
18. METAL COPING, PT-1
19. METAL COPING, PT-5
20. ROOF DRAIN, TYP.
21. MECHANICAL EQUIPMENT, TYP.
22. 5' TALL PARAPET / EQUIPMENT SCREEN, REFER TO ELEVATION FOR MATERIAL
23. FLAT ROOF, TYP.
24. ROOF DECK

FINISH SCHEDULE

PT-1	DUNN EDWARDS, DEC763 "OATMEAL COOKIE"
PT-2	DUNN EDWARDS, DE5382 "GOLDEN APPEAL"
PT-3	DUNN EDWARDS, DE5495 "GRAPE LEAVES"
PT-4	DUNN EDWARDS, DE6222 "WEATHER BOARD"
PT-5	DUNN EDWARDS, DE6231 "SHAKER GRAY"
CMU-1	ANGELUS BLOCK CO. "CHARCOAL" BURNISHED
CMU-2	ANGELUS BLOCK CO. "MIDNIGHT" BURNISHED

PSL ARCHITECTS
1657 alvira street second floor los angeles, ca 90035
tel. 323.954.9996 323.954.9997 fax

The design, drawings, and written material in these documents of service are the sole property of PSLArchitects. All design and related information contained herein are for use on the specified projects and shall not be duplicated, disclosed, or used without the prior written consent of PSLArchitects.

PROJECT:

ANCHOR PLACE
CVC PHASE V PARCEL 13 & 14

2000 RIVER AVE.
LONG BEACH, CA 90810

OWNER:

Century Villages at Cabrillo
1000 CORPORATE POINTE
CULVER CITY, CA 90230
(T) 310.642.2059 (F) 310.258.0701

STAMP:

SITE PLAN APPLICATION
SUBMITTAL
12/30/2014
NOT FOR CONSTRUCTION

ISSUE NO.	DOCUMENT PACKAGE	ISSUE DATE

KEY PLAN

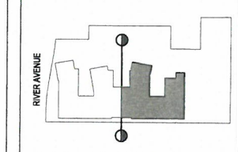

PROJECT NO.	14003
PLOT DATE	12-30-14
SCALE	AS SHOWN

SHEET TITLE

FIRST FLOOR PLAN
PART B

SHEET NO.

A1.11

CAD REF.

UNIT MIX BY FLOOR

TYPE	UNITS	BEDS	SF PER UNIT	TOTAL SF
A1 - 1BEDROOM - 1BATH	10	10	577	5,770
A2 - 1BEDROOM - 1BATH	8	8	577	4616
A3 - 1BEDROOM - 1BATH	4	4	569	2276
A4 - 1BEDROOM - 1BATH	2	2	577	1154
A6 - 1BEDROOM - 1BATH	1	1	605	605
A7 - 1BEDROOM - 1BATH	1	1	595	595
A8 - 1BEDROOM - 1BATH	1	1	576	576
B1 - 2BEDROOM - 1BATH	4	8	872	3,488
C1 - 3BEDROOM - 2BATH	4	12	1,140	4,560
TOTAL	35	47		23,640

SECOND FLOOR PLAN - PART A (1)
SCALE : 1/8" = 1'-0"
(ON 30" X 42" SHEET SIZE)

KEYNOTES

1. MASONRY, CMU-1
2. MASONRY LINTEL, CMU-2
3. MASONRY BASE, CMU-2
4. MASONRY CAP, CMU-2
5. WROUGHT IRON GARAGE GRILL, PT-5, TYP.
6. WROUGHT IRON GUARDRAIL W/ PICKETS, PT-5, TYP.
7. 20/30 SAND STUCCO FINISH, PT-1, TYP.
8. 20/30 SAND STUCCO FINISH, PT-2, TYP.
9. CEMENT BOARD LAP SIDING, PT-3
10. CEMENT BOARD LAP SIDING, PT-4
11. GARAGE ENTRY CALL BOX
12. WROUGHT IRON GARAGE GATE, PT-5, TYP.
13. METAL ROLL-UP DOOR, PT-5
14. ALUMINUM STOREFRONT GLAZING, BRONZE ANODIZED, CLEAR GLASS, TYP.
15. RECESSED VINYL WINDOW, MILGARD BRONZE AND CLEAR GLASS, TYP.
16. STEEL TROWEL SMOOTH STUCCO FINISH, PT-4
17. METAL AWNING, PT-5
18. METAL COPING, PT-1
19. METAL COPING, PT-5
20. ROOF DRAIN, TYP.
21. MECHANICAL EQUIPMENT, TYP.
22. 5' TALL PARAPET / EQUIPMENT SCREEN, REFER TO ELEVATION FOR MATERIAL
23. FLAT ROOF, TYP.
24. ROOF DECK

FINISH SCHEDULE

PT-1	DUNN EDWARDS, DEC763 "OATMEAL COOKIE"
PT-2	DUNN EDWARDS, DE5382 "GOLDEN APPEAL"
PT-3	DUNN EDWARDS, DE5495 "GRAPE LEAVES"
PT-4	DUNN EDWARDS, DE6222 "WEATHER BOARD"
PT-5	DUNN EDWARDS, DE6231 "SHAKER GRAY"
CMU-1	ANGELUS BLOCK CO. "CHARCOAL" BURNISHED
CMU-2	ANGELUS BLOCK CO. "MIDNIGHT" BURNISHED

PSL ARCHITECTS
1657 alvira street second floor los angeles, ca 90035
tel: 323.954.9996 323.954.9997 fax.

The design, drawings, and written material in these documents of service are the sole property of PSLArchitects. All design and material information contained herein are for use on the specified projects and shall not be duplicated, disclosed, or used without the prior written consent of PSLArchitects.

PROJECT:
ANCHOR PLACE
CVC PHASE V PARCEL 13 & 14

2000 RIVER AVE.
LONG BEACH, CA 90810

OWNER:
Century Villages at Cabrillo
1000 CORPORATE POINTE
CULVER CITY, CA 90230
(T) 310.642.2059 (F) 310.258.0701

STAMP:
SITE PLAN APPLICATION SUBMITTAL
12/30/2014
NOT FOR CONSTRUCTION

ISSUE NO.	DOCUMENT PACKAGE	ISSUE DATE

KEY PLAN

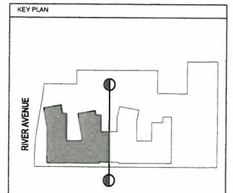

PROJECT NO.	14003
PLOT DATE	12-30-14
SCALE	AS SHOWN

SHEET TITLE
SECOND FLOOR PLAN
PART A

SHEET NO.
A1.20

CAD REF.

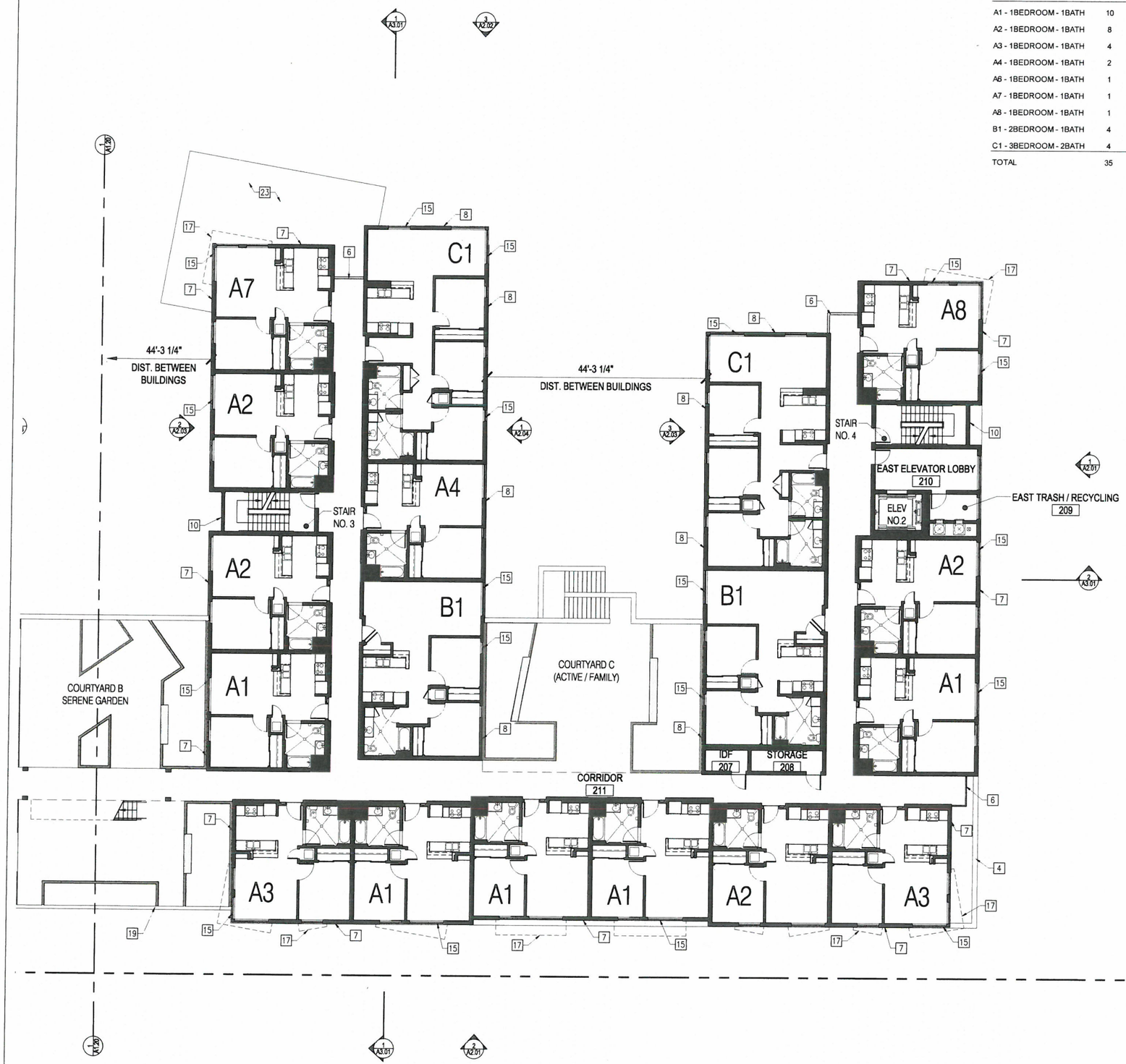

SECOND FLOOR PLAN - PART B (1)
SCALE : 1/8" = 1'-0"
(ON 30" X 42" SHEET SIZE)

UNIT MIX BY FLOOR

TYPE	UNITS	BEDS	SF PER UNIT	TOTAL SF
A1 - 1BEDROOM - 1BATH	10	10	577	5,770
A2 - 1BEDROOM - 1BATH	8	8	577	4616
A3 - 1BEDROOM - 1BATH	4	4	569	2276
A4 - 1BEDROOM - 1BATH	2	2	577	1154
A6 - 1BEDROOM - 1BATH	1	1	605	605
A7 - 1BEDROOM - 1BATH	1	1	595	595
A8 - 1BEDROOM - 1BATH	1	1	576	576
B1 - 2BEDROOM - 1BATH	4	8	872	3,488
C1 - 3BEDROOM - 2BATH	4	12	1,140	4,560
TOTAL	35	47		23,640

KEYNOTES

1. MASONRY, CMU-1
2. MASONRY LINTEL, CMU-2
3. MASONRY BASE, CMU-2
4. MASONRY CAP, CMU-2
5. WROUGHT IRON GARAGE GRILL, PT-5, TYP.
6. WROUGHT IRON GUARDRAIL W/ PICKETS, PT-5, TYP.
7. 20/30 SAND STUCCO FINISH, PT-1, TYP.
8. 20/30 SAND STUCCO FINISH, PT-2, TYP.
9. CEMENT BOARD LAP SIDING, PT-3
10. CEMENT BOARD LAP SIDING, PT-4
11. GARAGE ENTRY CALL BOX
12. WROUGHT IRON GARAGE GATE, PT-5, TYP.
13. METAL ROLL-UP DOOR, PT-5
14. ALUMINUM STOREFRONT GLAZING, BRONZE ANODIZED, CLEAR GLASS, TYP.
15. RECESSED VINYL WINDOW, MILGARD BRONZE AND CLEAR GLASS, TYP.
16. STEEL TROWEL SMOOTH STUCCO FINISH, PT-4
17. METAL AWNING, PT-5
18. METAL COPING, PT-1
19. METAL COPING, PT-5
20. ROOF DRAIN, TYP.
21. MECHANICAL EQUIPMENT, TYP.
22. 5' TALL PARAPET / EQUIPMENT SCREEN, REFER TO ELEVATION FOR MATERIAL
23. FLAT ROOF, TYP.
24. ROOF DECK

FINISH SCHEDULE

PT-1	DUNN EDWARDS, DEC763 "OATMEAL COOKIE"
PT-2	DUNN EDWARDS, DE5382 "GOLDEN APPEAL"
PT-3	DUNN EDWARDS, DE5495 "GRAPE LEAVES"
PT-4	DUNN EDWARDS, DE6222 "WEATHER BOARD"
PT-5	DUNN EDWARDS, DE6231 "SHAKER GRAY"
CMU-1	ANGELUS BLOCK CO. "CHARCOAL" BURNISHED
CMU-2	ANGELUS BLOCK CO. "MIDNIGHT" BURNISHED

PSL ARCHITECTS
1657 alvira street second floor los angeles, ca 90035
tel. 323.954.9996 323.954.9997 fax.

The design, drawings, and written material in those documents of service are the sole property of PSLArchitects. All design and related information contained herein are for use on the specified projects and shall not be duplicated, disclosed, or used without the prior written consent of PSLArchitects.

PROJECT:

ANCHOR PLACE
CVC PHASE V PARCEL 13 & 14

2000 RIVER AVE.
LONG BEACH, CA 90810

OWNER:

Century Villages at Cabrillo
1000 CORPORATE POINTE
CULVER CITY, CA 90230
(T) 310.642.2059 (F) 310.258.0701

STAMP:

SITE PLAN APPLICATION
SUBMITTAL
12/30/2014
NOT FOR CONSTRUCTION

ISSUE NO.	DOCUMENT PACKAGE	ISSUE DATE

KEY PLAN

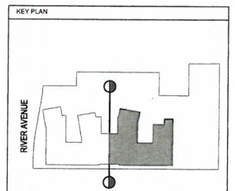

PROJECT NO.	14003
PLOT DATE	12-30-14
SCALE	AS SHOWN

SHEET TITLE

SECOND FLOOR PLAN
PART B

SHEET NO.

A1.21

CAD REF.

THIRD FLOOR PLAN - PART A (1)
SCALE : 1/8" = 1'-0"
(ON 30" X 42" SHEET SIZE)

UNIT MIX BY FLOOR

A1 - 1BEDROOM - 1BATH	8	8	577	4,616
A2 - 1BEDROOM - 1BATH	7	7	577	4,039
A3 - 1BEDROOM - 1BATH	6	6	569	3,414
A4 - 1BEDROOM - 1BATH	2	2	577	1154
A8 - 1BEDROOM - 1BATH	1	1	576	576
A9 - 1BEDROOM - 1BATH	1	1	568	568
B1 - 2BEDROOM - 1BATH	4	8	872	3,488
B2 - 2BEDROOM - 1BATH	3	6	863	2589
C1 - 3BEDROOM - 2BATH	1	3	1,140	1,140
TOTAL	33	42		21,584

KEYNOTES

1. MASONRY, CMU-1
2. MASONRY LINTEL, CMU-2
3. MASONRY BASE, CMU-2
4. MASONRY CAP, CMU-2
5. WROUGHT IRON GARAGE GRILL, PT-5, TYP.
6. WROUGHT IRON GUARDRAIL W/ PICKETS, PT-5, TYP.
7. 20/30 SAND STUCCO FINISH, PT-1, TYP.
8. 20/30 SAND STUCCO FINISH, PT-2, TYP.
9. CEMENT BOARD LAP SIDING, PT-3
10. CEMENT BOARD LAP SIDING, PT-4
11. GARAGE ENTRY CALL BOX
12. WROUGHT IRON GARAGE GATE, PT-5, TYP.
13. METAL ROLL-UP DOOR, PT-5
14. ALUMINUM STOREFRONT GLAZING, BRONZE ANODIZED, CLEAR GLASS, TYP.
15. RECESSED VINYL WINDOW, MILGARD BRONZE AND CLEAR GLASS, TYP.
16. STEEL TROWEL SMOOTH STUCCO FINISH, PT-4
17. METAL AWNING, PT-5
18. METAL COPING, PT-1
19. METAL COPING, PT-5
20. ROOF DRAIN, TYP.
21. MECHANICAL EQUIPMENT, TYP.
22. 5' TALL PARAPET / EQUIPMENT SCREEN, REFER TO ELEVATION FOR MATERIAL
23. FLAT ROOF, TYP.
24. ROOF DECK
25. PERFORATED METAL PANEL SCREEN. 3 TYPES: 1", 1-1/2", 2" HOLES. PAINTED 3 SHADES OF GREEN.

FINISH SCHEDULE

PT-1	DUNN EDWARDS, DEC763 "OATMEAL COOKIE"
PT-2	DUNN EDWARDS, DE5382 "GOLDEN APPEAL"
PT-3	DUNN EDWARDS, DE5495 "GRAPE LEAVES"
PT-4	DUNN EDWARDS, DE6222 "WEATHER BOARD"
PT-5	DUNN EDWARDS, DE6231 "SHAKER GRAY"
CMU-1	ANGELUS BLOCK CO. "CHARCOAL" BURNISHED
CMU-2	ANGELUS BLOCK CO. "MIDNIGHT" BURNISHED

PSL ARCHITECTS
1657 alvira street second floor los angeles, ca 90035
tel. 323.954.9996 323.954.9997 fax.

The design, drawings, and written material in these documents of service are the sole property of PSLArchitects. All design and related information contained herein are for use on the specified projects and shall not be duplicated, disclosed, or used without the prior written consent of PSLArchitects.

PROJECT:
ANCHOR PLACE
CVC PHASE V PARCEL 13 & 14

2000 RIVER AVE.
LONG BEACH, CA 90810

OWNER:
Century Villages at Cabrillo
1000 CORPORATE POINTE
CULVER CITY, CA 90230
(T) 310.642.2059 (F) 310.258.0701

STAMP:
SITE PLAN APPLICATION
SUBMITTAL
12/30/2014
NOT FOR CONSTRUCTION

ISSUE NO.	DOCUMENT PACKAGE	ISSUE DATE

KEY PLAN

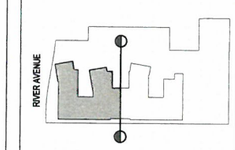

PROJECT NO.	14003
PLOT DATE	12-30-14
SCALE	AS SHOWN

SHEET TITLE
THIRD FLOOR PLAN
PART A

SHEET NO.
A1.30

CAD REF.

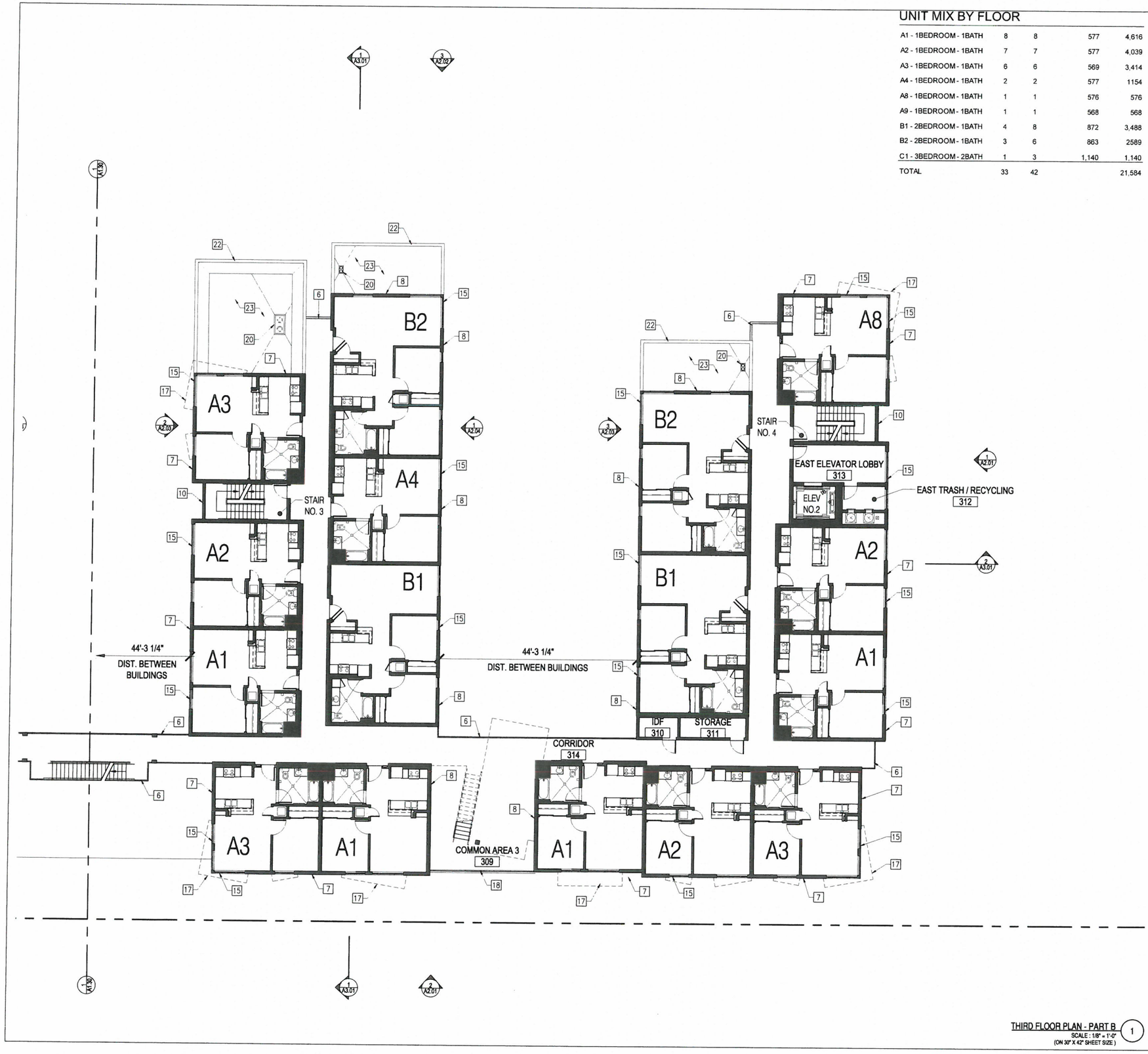

THIRD FLOOR PLAN - PART B (1)
SCALE : 1/8" = 1'-0"
(ON 30" X 42" SHEET SIZE)

UNIT MIX BY FLOOR

A1 - 1BEDROOM - 1BATH	8	8	577	4,616
A2 - 1BEDROOM - 1BATH	7	7	577	4,039
A3 - 1BEDROOM - 1BATH	6	6	569	3,414
A4 - 1BEDROOM - 1BATH	2	2	577	1154
A8 - 1BEDROOM - 1BATH	1	1	576	576
A9 - 1BEDROOM - 1BATH	1	1	568	568
B1 - 2BEDROOM - 1BATH	4	8	872	3,488
B2 - 2BEDROOM - 1BATH	3	6	863	2589
C1 - 3BEDROOM - 2BATH	1	3	1,140	1,140
TOTAL	33	42		21,584

KEYNOTES

1. MASONRY, CMU-1
2. MASONRY LINTEL, CMU-2
3. MASONRY BASE, CMU-2
4. MASONRY CAP, CMU-2
5. WROUGHT IRON GARAGE GRILL, PT-5, TYP.
6. WROUGHT IRON GUARDRAIL W/ PICKETS, PT-5, TYP.
7. 20/30 SAND STUCCO FINISH, PT-1, TYP.
8. 20/30 SAND STUCCO FINISH, PT-2, TYP.
9. CEMENT BOARD LAP SIDING, PT-3
10. CEMENT BOARD LAP SIDING, PT-4
11. GARAGE ENTRY CALL BOX
12. WROUGHT IRON GARAGE GATE, PT-5, TYP.
13. METAL ROLL-UP DOOR, PT-5
14. ALUMINUM STOREFRONT GLAZING, BRONZE ANODIZED, CLEAR GLASS, TYP.
15. RECESSED VINYL WINDOW, MILGARD BRONZE AND CLEAR GLASS, TYP.
16. STEEL TROWEL SMOOTH STUCCO FINISH, PT-4
17. METAL AWNING, PT-5
18. METAL COPING, PT-1
19. METAL COPING, PT-5
20. ROOF DRAIN, TYP.
21. MECHANICAL EQUIPMENT, TYP.
22. 5' TALL PARAPET / EQUIPMENT SCREEN, REFER TO ELEVATION FOR MATERIAL
23. FLAT ROOF, TYP.
24. ROOF DECK
25. PERFORATED METAL PANEL SCREEN, 3 TYPES: 1", 1-1/2", 2" HOLES. PAINTED 3 SHADES OF GREEN.

FINISH SCHEDULE

PT-1	DUNN EDWARDS, DEC763 "OATMEAL COOKIE"
PT-2	DUNN EDWARDS, DE5382 "GOLDEN APPEAL"
PT-3	DUNN EDWARDS, DE5495 "GRAPE LEAVES"
PT-4	DUNN EDWARDS, DE6222 "WEATHER BOARD"
PT-5	DUNN EDWARDS, DE6231 "SHAKER GRAY"
CMU-1	ANGELUS BLOCK CO. "CHARCOAL" BURNISHED
CMU-2	ANGELUS BLOCK CO. "MIDNIGHT" BURNISHED

PSL ARCHITECTS
1657 alvira street second floor los angeles, ca 90035
tel. 323.954.9996 323.954.9997 fax.

This design, drawings, and written material in these documents of service are the sole property of PSLArchitects. All design and related information contained herein are for use on the specified projects and shall not be duplicated, disclosed, or used without the prior written consent of PSLArchitects.

PROJECT:
ANCHOR PLACE
CVC PHASE V PARCEL 13 & 14

2000 RIVER AVE.
LONG BEACH, CA 90810

OWNER:
Century Villages at Cabrillo
1000 CORPORATE POINTE
CULVER CITY, CA 90230
(T) 310.842.2059 (F) 310.258.0701

STAMP:
SITE PLAN APPLICATION SUBMITTAL
12/30/2014
NOT FOR CONSTRUCTION

ISSUE NO.	DOCUMENT PACKAGE	ISSUE DATE

KEY PLAN

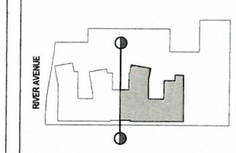

PROJECT NO.	14003
PLOT DATE	12-30-14
SCALE	AS SHOWN

SHEET TITLE
THIRD FLOOR PLAN
PART B

SHEET NO.
A1.31

CAD REF.

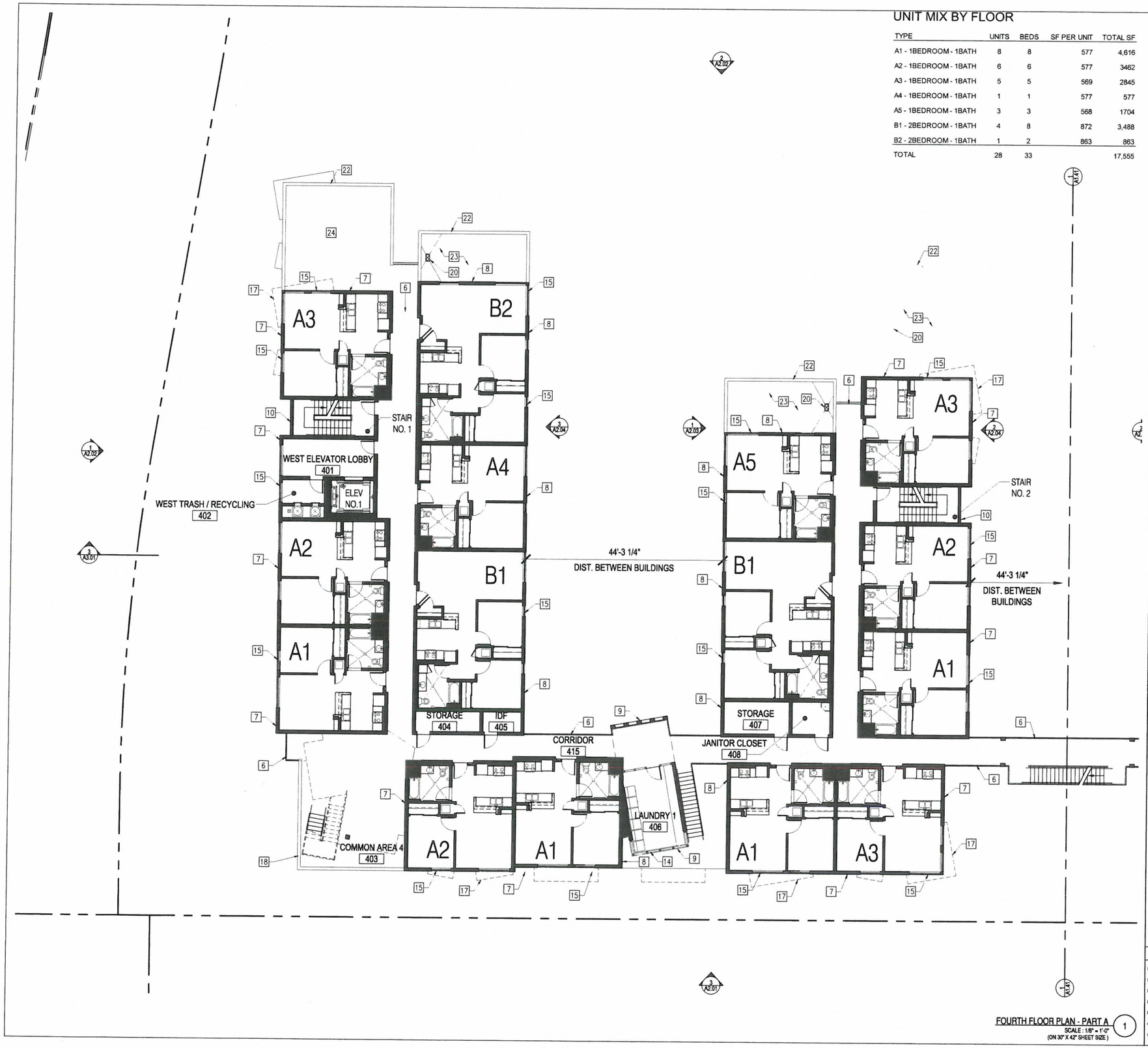

FOURTH FLOOR PLAN - PART A (1)
SCALE : 1/8" = 1'-0"
(ON 30" X 42" SHEET SIZE)

UNIT MIX BY FLOOR

TYPE	UNITS	BEDS	SF PER UNIT	TOTAL SF
A1 - 1BEDROOM - 1BATH	8	8	577	4,616
A2 - 1BEDROOM - 1BATH	6	6	577	3462
A3 - 1BEDROOM - 1BATH	5	5	569	2845
A4 - 1BEDROOM - 1BATH	1	1	577	577
A5 - 1BEDROOM - 1BATH	3	3	568	1704
B1 - 2BEDROOM - 1BATH	4	8	872	3,488
B2 - 2BEDROOM - 1BATH	1	2	863	863
TOTAL	28	33		17,555

KEYNOTES

1. MASONRY, CMU-1
2. MASONRY LINTEL, CMU-2
3. MASONRY BASE, CMU-2
4. MASONRY CAP, CMU-2
5. WROUGHT IRON GARAGE GRILL, PT-5, TYP.
6. WROUGHT IRON GUARDRAIL W/ PICKETS, PT-5, TYP.
7. 20/30 SAND STUCCO FINISH, PT-1, TYP.
8. 20/30 SAND STUCCO FINISH, PT-2, TYP.
9. CEMENT BOARD LAP SIDING, PT-3
10. CEMENT BOARD LAP SIDING, PT-4
11. GARAGE ENTRY CALL BOX
12. WROUGHT IRON GARAGE GATE, PT-5, TYP.
13. METAL ROLL-UP DOOR, PT-5
14. ALUMINUM STOREFRONT GLAZING, BRONZE ANODIZED, CLEAR GLASS, TYP.
15. RECESSED VINYL WINDOW, MILGARD BRONZE AND CLEAR GLASS, TYP.
16. STEEL TROWEL SMOOTH STUCCO FINISH, PT-4
17. METAL AWNING, PT-5
18. METAL COPING, PT-1
19. METAL COPING, PT-5
20. ROOF DRAIN, TYP.
21. MECHANICAL EQUIPMENT, TYP.
22. 5' TALL PARAPET / EQUIPMENT SCREEN, REFER TO ELEVATION FOR MATERIAL
23. FLAT ROOF, TYP.
24. ROOF DECK

FINISH SCHEDULE

PT-1	DUNN EDWARDS, DEC763 "OATMEAL COOKIE"
PT-2	DUNN EDWARDS, DE5382 "GOLDEN APPEAL"
PT-3	DUNN EDWARDS, DE5495 "GRAPE LEAVES"
PT-4	DUNN EDWARDS, DE6222 "WEATHER BOARD"
PT-5	DUNN EDWARDS, DE6231 "SHAKER GRAY"
CMU-1	ANGELUS BLOCK CO. "CHARCOAL" BURNISHED
CMU-2	ANGELUS BLOCK CO. "MIDNIGHT" BURNISHED

PSL ARCHITECTS
1657 alvira street second floor los angeles, ca 90035
tel. 323.954.9996 323.954.9997 fax.

The design, drawings, and written material in these documents of service are the sole property of PSLArchitects. All design and related information contained herein are for use on the specified projects and shall not be duplicated, disclosed, or used without the prior written consent of PSLArchitects.

PROJECT:
ANCHOR PLACE
CVC PHASE V PARCEL 13 & 14

2000 RIVER AVE.
LONG BEACH, CA 90810

OWNER:
Century Villages at Cabrillo
1000 CORPORATE POINTE
CULVER CITY, CA 90230
(T) 310.642.2059 (F) 310.258.0701

STAMP:
SITE PLAN APPLICATION SUBMITTAL
12/30/2014
NOT FOR CONSTRUCTION

ISSUE NO.	DOCUMENT PACKAGE	ISSUE DATE

KEY PLAN

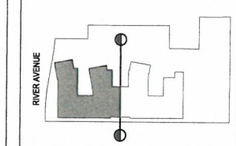

PROJECT NO.	14003
PLOT DATE	12-30-14
SCALE	AS SHOWN

SHEET TITLE
FOURTH FLOOR PLAN
PART A

SHEET NO.
A1.40

CAD REF.

UNIT MIX BY FLOOR

TYPE	UNITS	BEDS	SF PER UNIT	TOTAL SF
A1 - 1BEDROOM - 1BATH	8	8	577	4,616
A2 - 1BEDROOM - 1BATH	6	6	577	3462
A3 - 1BEDROOM - 1BATH	5	5	569	2845
A4 - 1BEDROOM - 1BATH	1	1	577	577
A5 - 1BEDROOM - 1BATH	3	3	568	1704
B1 - 2BEDROOM - 1BATH	4	8	872	3,488
B2 - 2BEDROOM - 1BATH	1	2	863	863
TOTAL	28	33		17,555

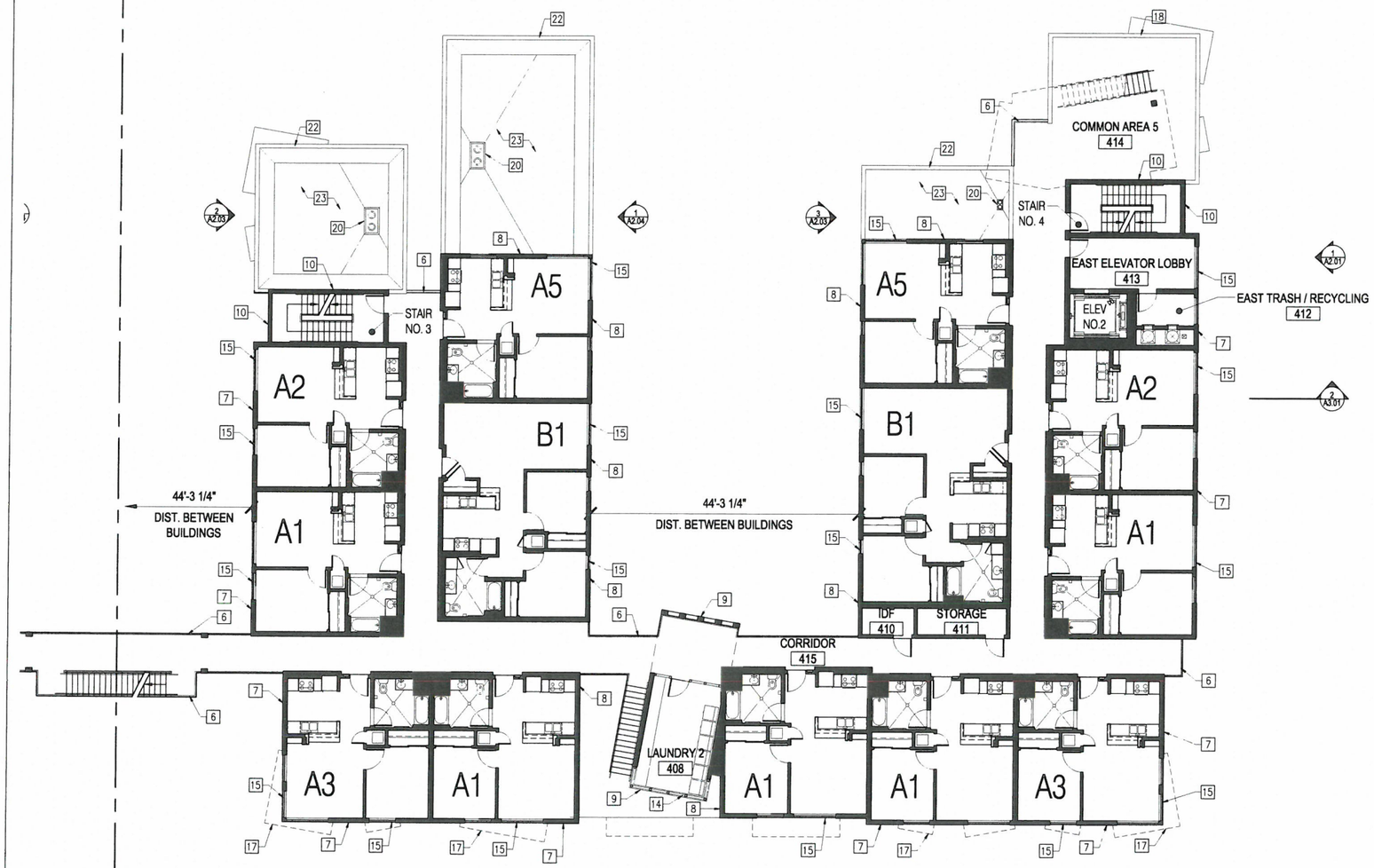

FOURTH FLOOR PLAN - PART B (1)
SCALE : 1/8" = 1'-0"
(ON 30" X 42" SHEET SIZE)

KEYNOTES

1. MASONRY, CMU-1
2. MASONRY LINTEL, CMU-2
3. MASONRY BASE, CMU-2
4. MASONRY CAP, CMU-2
5. WROUGHT IRON GARAGE GRILL, PT-5, TYP.
6. WROUGHT IRON GUARDRAIL W/ PICKETS, PT-5, TYP.
7. 20/30 SAND STUCCO FINISH, PT-1, TYP.
8. 20/30 SAND STUCCO FINISH, PT-2, TYP.
9. CEMENT BOARD LAP SIDING, PT-3
10. CEMENT BOARD LAP SIDING, PT-4
11. GARAGE ENTRY CALL BOX
12. WROUGHT IRON GARAGE GATE, PT-5, TYP.
13. METAL ROLL-UP DOOR, PT-5
14. ALUMINUM STOREFRONT GLAZING, BRONZE ANODIZED, CLEAR GLASS, TYP.
15. RECESSED VINYL WINDOW, MILGARD BRONZE AND CLEAR GLASS, TYP.
16. STEEL TROWEL SMOOTH STUCCO FINISH, PT-4
17. METAL AWNING, PT-5
18. METAL COPING, PT-1
19. METAL COPING, PT-5
20. ROOF DRAIN, TYP.
21. MECHANICAL EQUIPMENT, TYP.
22. 5' TALL PARAPET / EQUIPMENT SCREEN, REFER TO ELEVATION FOR MATERIAL
23. FLAT ROOF, TYP.
24. ROOF DECK

FINISH SCHEDULE

PT-1	DUNN EDWARDS, DEC763 "OATMEAL COOKIE"
PT-2	DUNN EDWARDS, DE5382 "GOLDEN APPEAL"
PT-3	DUNN EDWARDS, DE5495 "GRAPE LEAVES"
PT-4	DUNN EDWARDS, DE6222 "WEATHER BOARD"
PT-5	DUNN EDWARDS, DE6231 "SHAKER GRAY"
CMU-1	ANGELUS BLOCK CO. "CHARCOAL BURNISHED
CMU-2	ANGELUS BLOCK CO. "MIDNIGHT" BURNISHED

PSL ARCHITECTS
1657 alvira street second floor los angeles, ca 90035
tel. 323.954.9996 323.954.9997 fax.

The design, drawings, and written material in these documents of service are the sole property of PSLArchitects. All design and related information contained herein are for use on the specified projects and shall not be duplicated, disclosed, or used without the prior written consent of PSLArchitects.

PROJECT:

ANCHOR PLACE
CVC PHASE V PARCEL 13 & 14

2000 RIVER AVE.
LONG BEACH, CA 90810

OWNER:

Century Villages at Cabrillo
1000 CORPORATE POINTE
CULVER CITY, CA 90230
(T) 310.642.2059 (F) 310.258.0701

STAMP:

SITE PLAN APPLICATION SUBMITTAL
12/30/2014
NOT FOR CONSTRUCTION

ISSUE NO.	DOCUMENT PACKAGE	ISSUE DATE

KEY PLAN

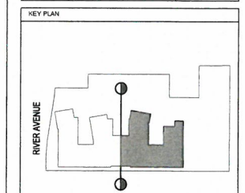

PROJECT NO.	14003
PLOT DATE	12-30-14
SCALE	AS SHOWN

SHEET TITLE

FOURTH FLOOR PLAN
PART B

SHEET NO.

A1.41

CAD REF.