



Emergency Proclamation to Address Homelessness Update 8

City Council Meeting – May 2, 2023

Mission Statement

To reduce the number of persons experiencing homelessness in the City and the region by increasing housing opportunities and by enhancing current initiatives that provide field-based outreach, engagement, and supportive services while maintaining the safety and security of the people experiencing homelessness, the general public and staff, and improving overall public safety for the entire community.

Homelessness Strategic Plan

- The Statement of Possibility from the Everyone Home Homelessness Strategic Plan continues to define success in Long Beach in its mission to end homelessness.
- Statement of Possibility: The experience of homelessness in Long Beach is rare and brief when it occurs.



A nighttime photograph of a city waterfront. In the foreground, a body of water reflects the lights from buildings and streetlights. A large, multi-story building with a distinctive tower is prominent on the right. In the middle ground, there are several boats docked at a pier, and a large, illuminated structure, possibly a Ferris wheel or a bridge, is visible in the background. The sky is dark, and the overall scene is lit up with various colors of light, including blue, green, and yellow.

2023 Homeless Count

2023 Homeless Count

Total Count



3,447

People were experiencing homelessness on the morning of Feb. 24, 2023

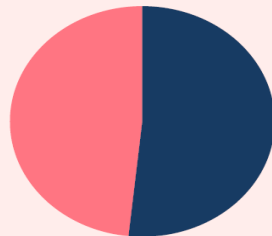
Chronically Homeless



1,357
39%

- Sheltered: 233
- Unsheltered: 1,124

First Time Homeless

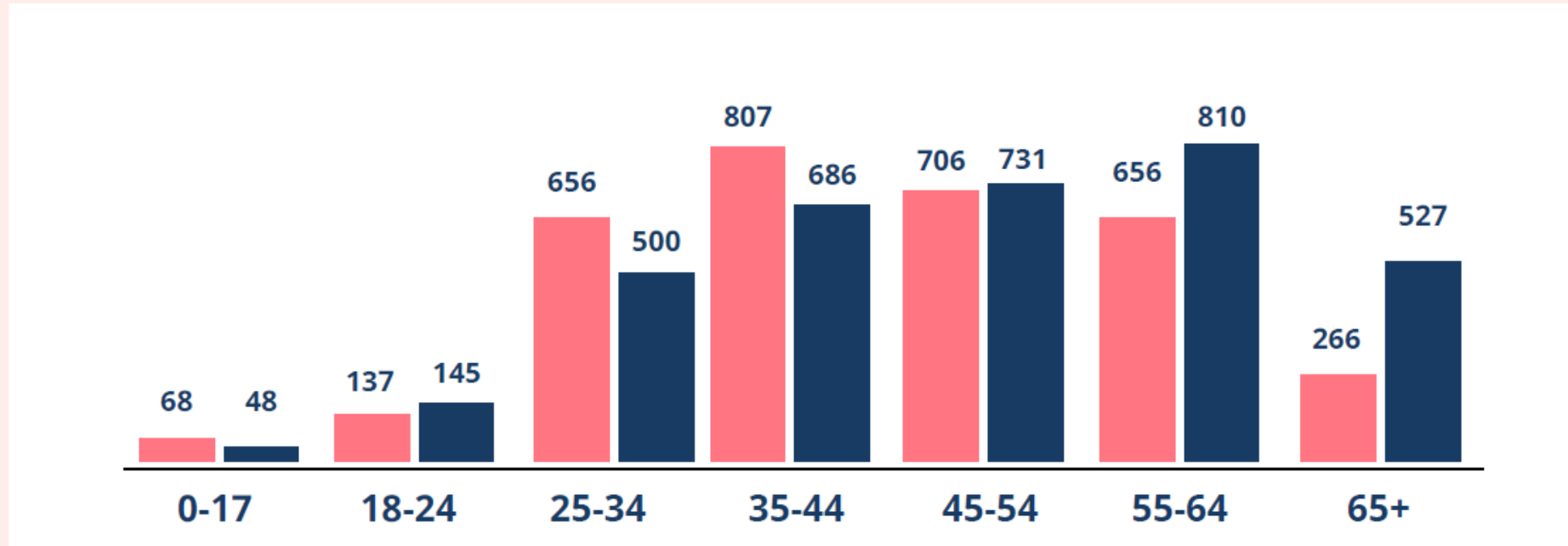



52.6%

Reported that this is their first episode of homelessness

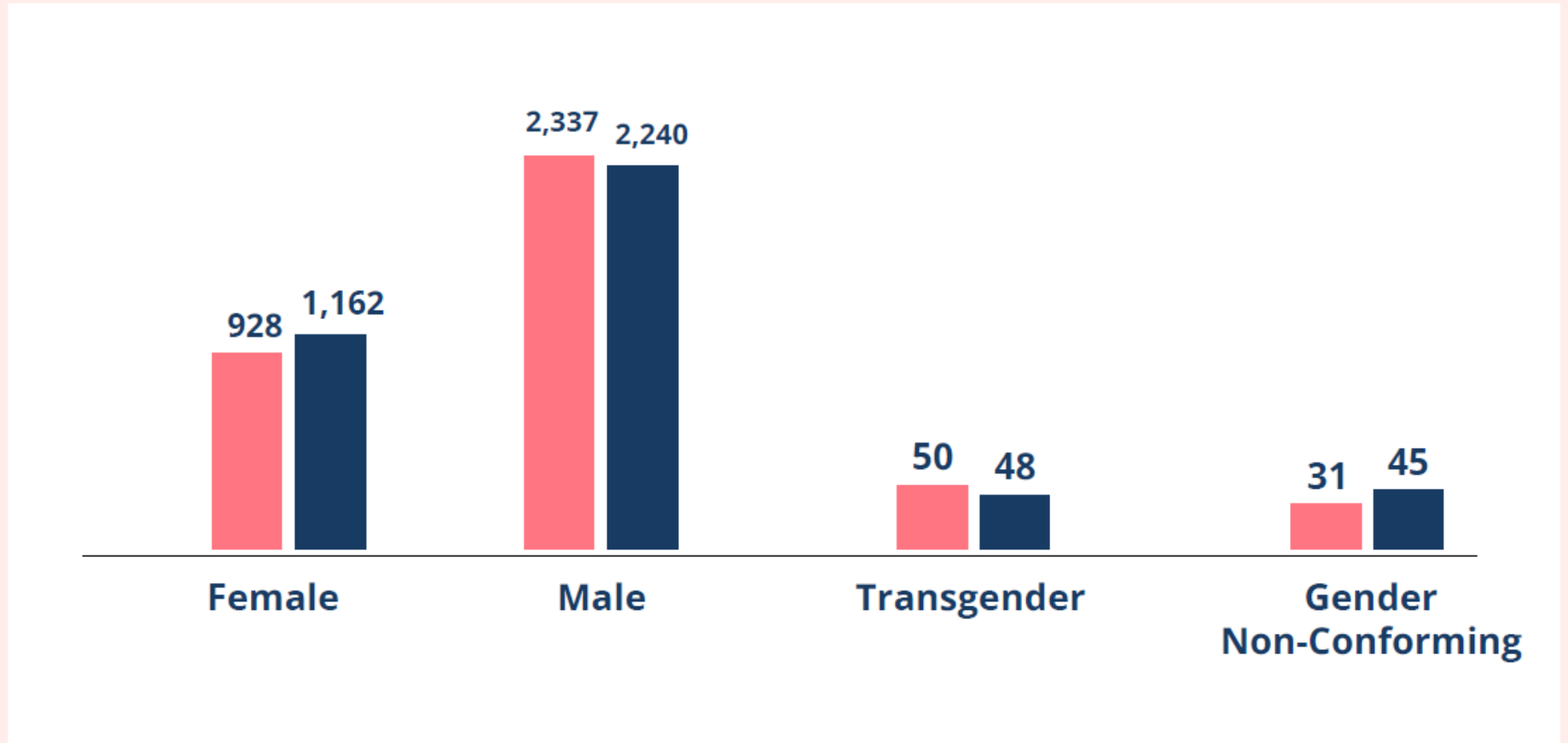

2023 Homeless Count

Age 2023



2023 Homeless Count

Gender 2023

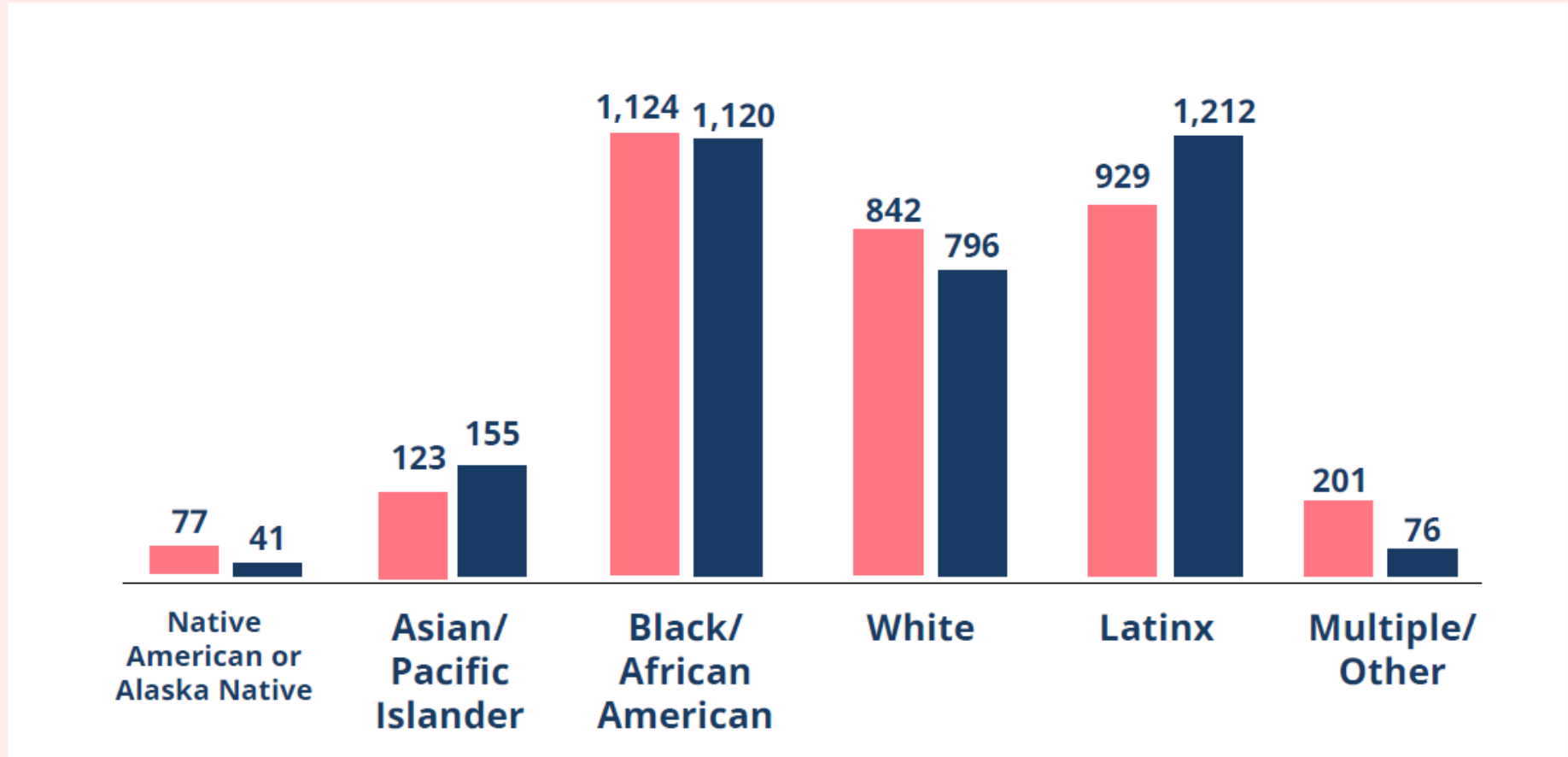



2023 Homeless Count

Race

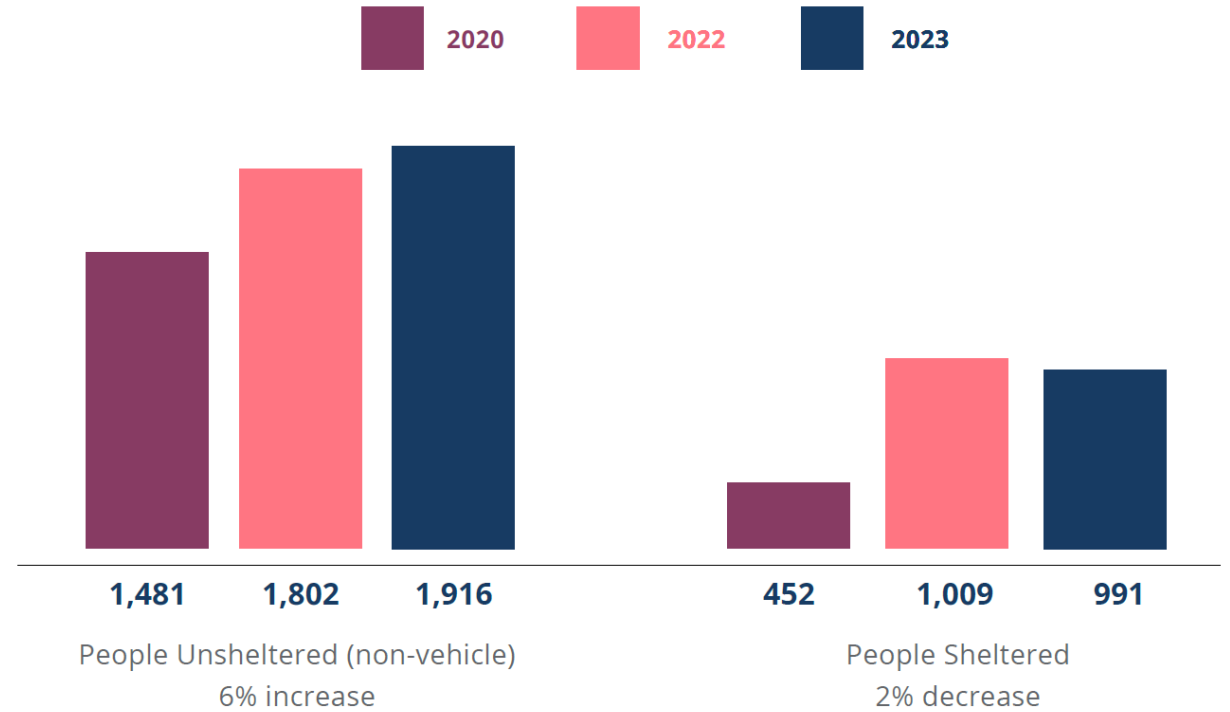
(Including Latinx in Race)

2023



2023 Homeless Count – Shelter Status

2023 Sheltered vs Unsheltered

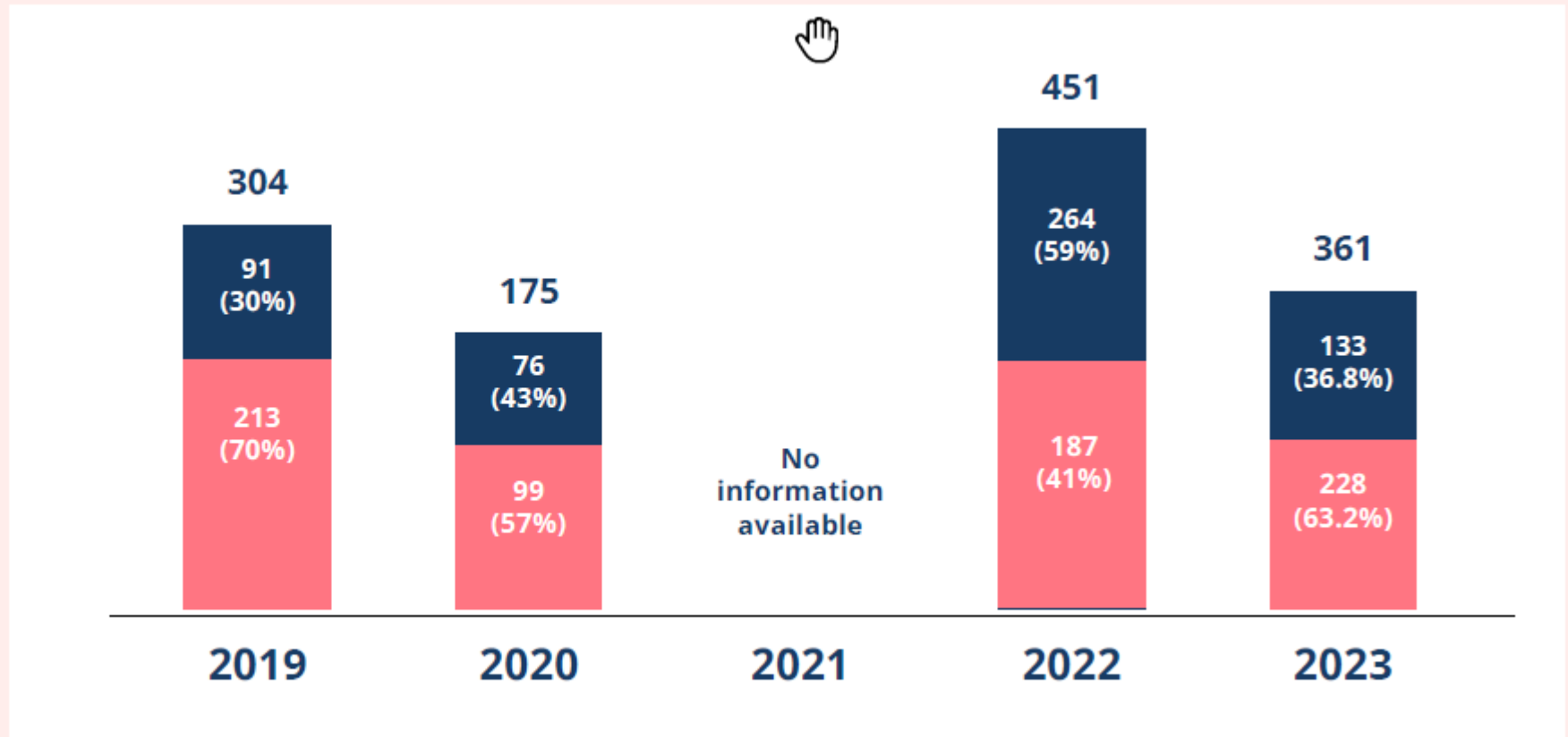


2023 Homeless Count

Veterans

■ Sheltered Vs.
■ Unsheltered

20% decrease



2023 Homeless Count

Living In Vehicles



540 (22%)

of unsheltered people are living in a vehicle (car or RV)

LGBTQ+



10.7%

2022

11.2%

2023

Students



4.9%

2022




7.4%

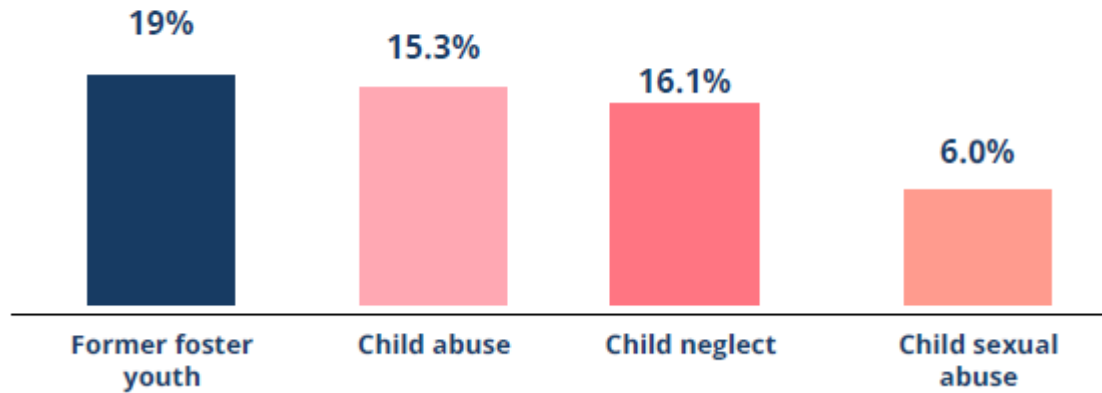
2023

2023 Homeless Count – Underlying Causes

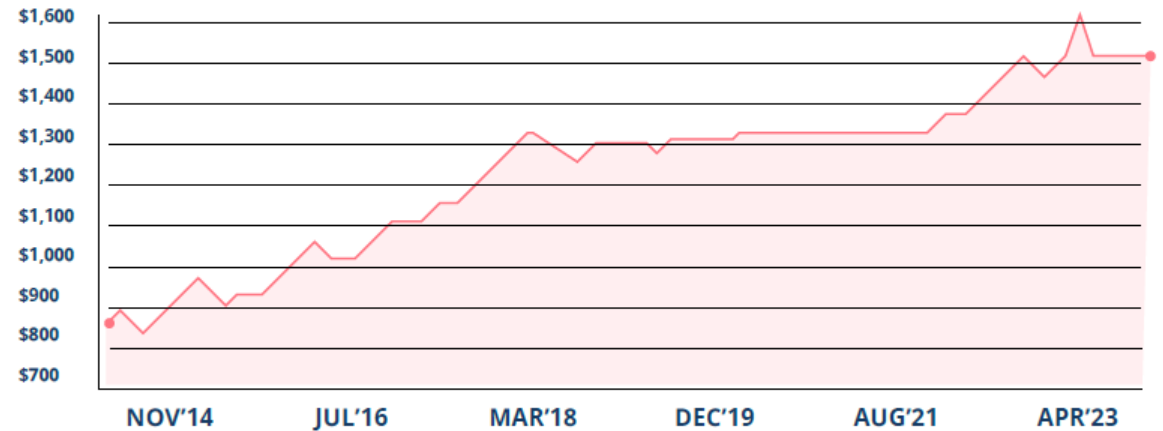
2023



2023



Cost to rent a studio apt.



2023 Homeless Count - Conditions



Traumatic Brain
Injury
23.6%



Developmental
Disability
20.8%



Severe Mental
Illness
34.7%



Substance Use
Disorder
31.8%



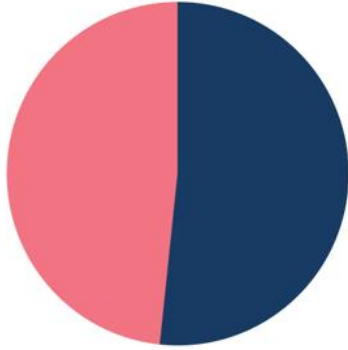
Physical Disability
34.5%



Chronic Medical
Condition
28.2%

2023 Homeless Count

First Time Homeless



52.6%

Reported that this is their first episode of homelessness

Newly Homeless

- First time homeless for less than one year - 204 people; 19% of the overall Count
- Shifting demographics
 - More likely to be Female, Latino/Latinx and Asian/Pacific Islander, students
- Less likely to be a veteran
- More likely to have experienced Domestic Violence
- More likely to be sheltered

A nighttime photograph of a city harbor. In the foreground, a large body of water reflects the lights from the city and the harbor. The harbor is filled with various boats, including a large white ferry with a red wheel and several smaller boats. In the background, a city skyline is visible with several tall buildings, some of which are illuminated. The sky is dark, and the overall scene is lit up with a mix of warm and cool colors.

Actions Taken in the Past Two Weeks

Progress on Goals

Increase access to services

- Beginning on April 26th, Mental Health After Hours will be offered Monday through Friday from 6pm to 9pm. Mental Health Clinicians will support congregate and non-congregate facilities in Long Beach.
- Expanded MAC services to new sites in Long Beach. The schedule for May includes:

MONDAY	9am – 12pm	Los Altos Shopping Center
	1:30pm – 4pm	Outer Traffic Circle
TUESDAY	9am – 12pm	Houghton Park
	1:30pm – 4pm	Ramona Park
WEDNESDAY	9am – 12pm	Billie Jean King Library
	1:30pm – 4pm	6th and Long Beach Blvd
THURSDAY	9am – 12pm	Drake Park
FRIDAY	9am – 12pm	Alamitos and Rosie's Dog Beach

Progress on Goals

Increase interim and long-term housing access

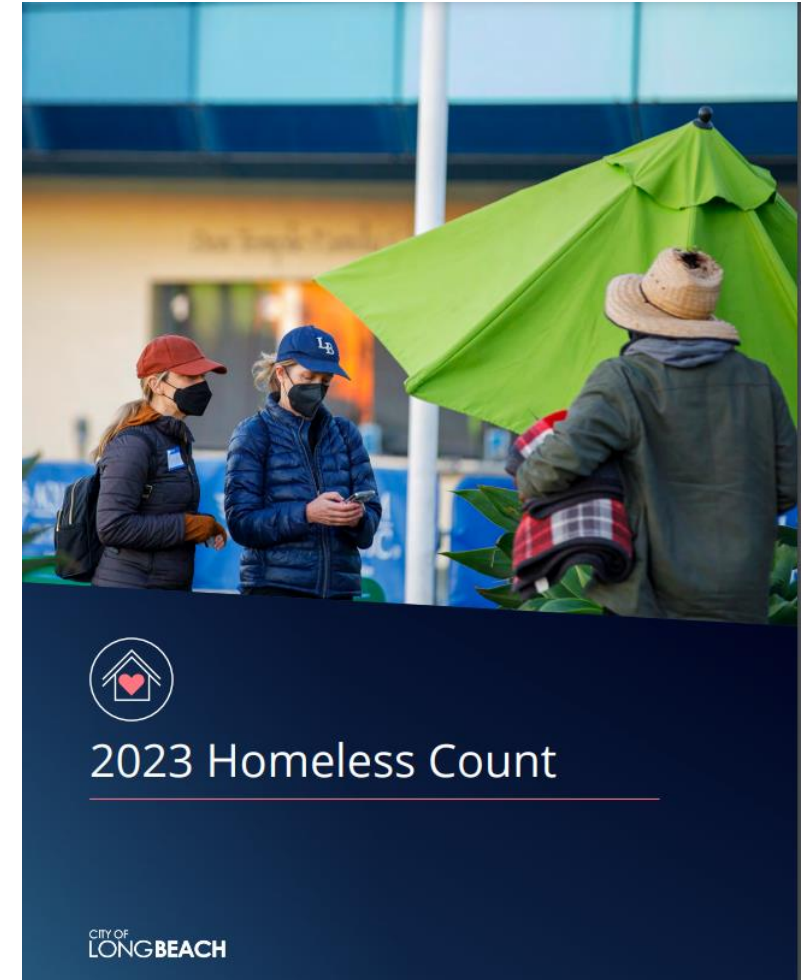
- Received 79 new Housing Authority stability vouchers for people who are experiencing or at-risk of homelessness
- Opened a Temporary Emergency Shelter on April 25 with 85+ beds for people experiencing homelessness at 702 W. Anaheim



Progress on Goals

Engage Community in data, planning and assistance

- Hosted the second drive-thru donation event at Main Health Department (2525 Grand Ave.) on April 29th from 9am to 1pm
- Outreached to Education Partners at Long Beach City College, California State University Long Beach, and Long Beach Unified School District
- Announced the 2023 Homeless Count Findings



Progress on Goals

Build capacity to address homelessness crisis

- Met with Speaker Rendon's staff to discuss Homeless Housing, Assistance, and Prevention (HHAP) funding
- Met with LA Metro to discuss the LA Metro Service Hub
- Participated in Gateway Cities Council of Governments Homelessness Technical Advisory Committee to discuss regional efforts to address homelessness.
- Engaged with consultants to identify grants to support efforts



Focus Areas for the Next Two Weeks

Focus For Next Two Weeks

Increase access to services

- Continue partnership conversations with LA County Department of Health Services and LAHSA
- Increase outreach and education regarding availability of the Safe Parking site and RV Sanitation and Water Filling site.

Focus For Next Two Weeks

Engage community in data, planning and assistance

- Plan an Interfaith convening of faith organizations from across the City who are committed to supporting the efforts of not only the emergency response, but ongoing after the emergency has been lifted
- Outreach to Early Childhood Education stakeholders to engage a larger education discussion
- Launch expanded data dashboard on May 4 to include emergency proclamation metrics

Focus For Next Two Weeks

Build capacity to address homelessness crisis

- Continue evaluating potential Port of Long Beach properties that can support additional homelessness services
- Continue to staff up the Homeless Services Bureau to address case management and public health nursing needs
- Continue to engage LA County on request to support emergency activities
- Reorganizing/streamlining some of the EOC workgroups to initiate a more focused approach to homelessness prevention, including policies and programming

Focus For Next Two Weeks

Increase interim and long-term housing access

- Continue to conduct enhanced engagement with housing providers to boost participation in Emergency Housing Voucher Program
- Continue evaluating other properties citywide (both public and private) that could be temporarily used or acquired to further support homeless services housing opportunities

A nighttime photograph of a city waterfront. In the foreground, a body of water reflects the lights from buildings and palm trees. A large white boat with a red wheel is docked at a pier. In the background, several tall buildings are lit up, and palm trees are visible along the waterfront. The sky is dark, and the overall scene is illuminated by city lights.

Response to Questions from Previous Meeting

Questions for Follow Up

- What is the updated emergency housing voucher data?
 - Response: 529 people have been housed utilizing the Emergency Housing Vouchers for a 91% match rate.



Thank you

Kelly Colopy, Director

Department of Health and Human
Services

Eric Lopez, Director

Department of Public Works