



City of Long Beach
Working Together to Serve

Memorandum

Date: July 20, 2006
To: Airport Advisory Commission
From: Dennis Rambeau, Operations Specialist II, Airport Bureau
Subject: MONTHLY AIRPORT ACTIVITY REPORTS FOR JUNE 2006

Please find attached the following reports:

- Airport Activity Report
- Noise Complaint Report
- Plot of Complainants
- Late Night Activity
- Noise Violation Report
- Noise Violation List



MONTHLY AIRPORT ACTIVITY REPORT June 2006

Current Month and Calendar Year To Date Statistics

	June			January through June		
	2006	2005	%Change	2006	2005	%Change
<u>Total Passenger Traffic</u>	247,771	280,820	-11.8%	1,374,939	1,503,222	-8.5%
<u>Enplaned Passengers</u>	<u>Load</u>	<u>Load</u>		<u>Load</u>	<u>Load</u>	
	<u>Factor</u>	<u>Factor</u>		<u>Factor</u>	<u>Factor</u>	
Alaska	77% 9,012	86% 10,160	-11.3%	75% 53,291	75% 51,585	3.3%
American Airlines	0% 0	92% 17,347	-100.0%	74% 24,813	77% 85,259	-70.9%
Delta/Skywest	89% 4,831	0% 0		90% 15,493	0% 0	
JetBlue Airways	84% 102,073	92% 103,765	-1.6%	85% 545,755	88% 564,618	-3.3%
US Airways/America West	79% 8,973	76% 11,221	-20.0%	76% 51,713	74% 54,559	-5.2%
Total	83% <u>124,889</u>	90% <u>142,493</u>	-12.4%	83% <u>691,065</u>	85% <u>756,021</u>	-8.6%
<u>Airline Landings</u>	1,116	1,159	-3.7%	6,127	6,347	-3.5%
<u>Aircraft Operations (FAA)</u>						
Air + Commuter Carriers	2,217	2,549	-13.0%	12,869	14,187	-9.3%
Air Taxi & General Aviation	28,809	29,148	-1.2%	163,154	158,696	2.8%
Military	29	60	-51.7%	341	300	13.7%
Total Aircraft Operations	31,055	31,757	-2.2%	176,364	173,183	1.8%
<u>Air Cargo</u>						
US Tons	4,029	4,805	-16.2%	25,580	27,224	-6.0%
Metric Tons	3,654	4,358	-16.2%	23,202	24,692	-6.0%

Note:

During the month, LGB airport had 40 allocated air carrier flight slots - Alaska (5), US Airways/AW (4), JetBlue (27), Airborne (1), FedEx (1), UPS (2) and 5 allocated commuter carrier flight slots - US Airways/America West (1), Delta (4)

Definitions:

Total Passenger Traffic – Total number of airline passengers both enplaned (departing) and deplaned (arriving).

Aircraft Operations – Aircraft takeoff, landing, or transition through the airspace controlled by the FAA's Long Beach air traffic control tower.

Air Carrier – A scheduled carrier, certificated under FAA Regulations (FAR) Parts 121, 125 or 135, max. takeoff weight of 75,000 lbs (passengers or cargo) or over.

Commuter Carrier - A scheduled carrier, certificated under FAA Regulations (FAR) Parts 121, 125 or 135, max. takeoff weight under 75,000 lbs

Air Taxi – Aircraft that provide public transportation of persons and/or property on-demand.

General Aviation – Aviation activity other than scheduled air carriers flights, flights by industrial operators or by charter and flights by public aircraft

Air Cargo – Cargo carried by aircraft, both inbound and outbound.



LONG BEACH AIRPORT MONTHLY REPORT NOISE COMPLAINTS

June 2006

Current Month and CY-T-D Statistics for Long Beach Airport

	June 2006			CY-T-D 2006		
	2006	2005	%Change	2006	2005	%Change
<u>Air Carrier & Commuter Complaints</u>						
Passenger & Cargo Aircraft	275	414	-33.6%	888	1,176	-24.5%
<u>Non-Commercial Complaints</u>						
Jets	120	93	29.0%	416	363	14.6%
Props	45	28	60.7%	124	128	-3.1%
Helicopters	15	18	-16.7%	72	50	44.0%
Other	0	0		6	0	
Subtotal	180	139	29.5%	618	541	14.2%
TOTAL NOISE COMPLAINTS	455	553	-17.7%	1,506	1,717	-12.3%
<u>Airport Operations (FAA)</u>						
Air Carrier + Commuter Carriers	2,217	2,549	-13.0%	12,869	14,187	-9.3%
Air Taxi + General Aviation	28,809	29,148	-1.2%	163,154	158,696	2.8%
Military Operations	29	60	-51.7%	341	300	13.7%
TOTAL AIRCRAFT OPERATIONS	31,055	31,757	-2.2%	176,364	173,183	1.8%

Notes:

Number of Complainants: 116

73% (331 of 455) of the complaints were related to operations between 10pm and 7am.

50% (228 of 455) of the complaints were generated by 9 individuals, one attributed to 43 of them.

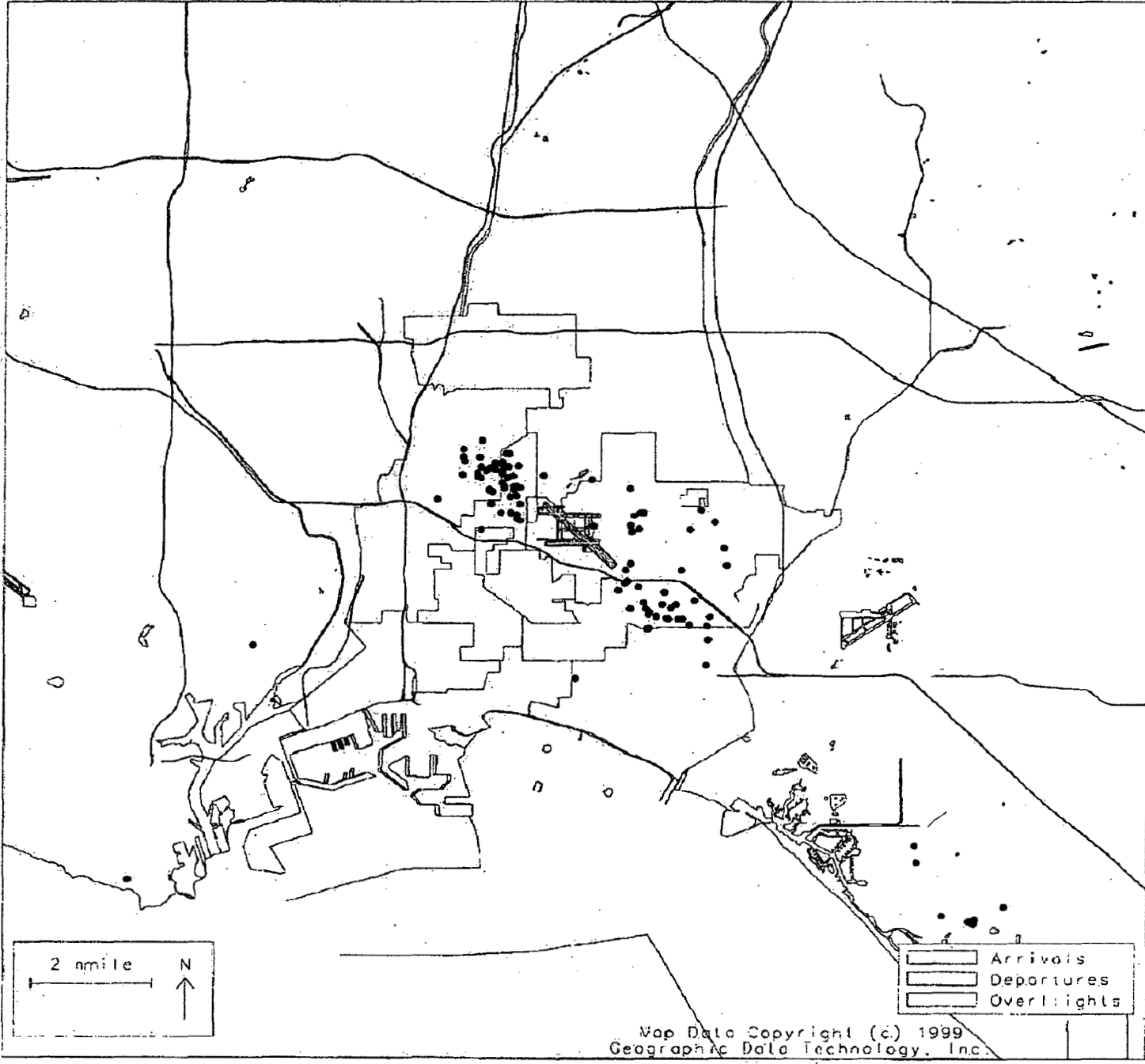
4.8% (22 of 455) of the complaints came from complainants residing in Seal Beach or Huntington Beach

* City Noise Ordinance currently allows for 41 air carrier and 25 commuter carrier flight slots, for a total of 66 daily flights.



LONG BEACH
A I R P O R T

Noise Complainants
June 2006





LONG BEACH AIRPORT MONTHLY REPORT
COMMERCIAL LATE NIGHT ACTIVITY (10pm - 7am)
 June 2006

Current Month and CY-T-D Statistics for Long Beach Airport

	June 2006			CY-T-D 2006		
	2006	2005	%Change	2006	2005	%Change
<u>Air Carrier & Commuter Operations</u>	2,217	2,549	-13.0%	12,869	14,187	-9.3%
10pm - 11pm Operations						
Alaska	5	16	-68.8%	23	26	-11.5%
American Airlines	0	0		2	15	-86.7%
Delta/SkyWest	0	0		2	0	
DHL/Airborne	0	0		0	0	
FedEx	0	0		1	0	
JetBlue Airways	50	32	56.3%	179	207	-13.5%
UPS	0	0		0	1	
US Airways/America West	2	3	-33.3%	3	8	-62.5%
Total	57	51	11.8%	210	257	-18.3%
11pm - 7am Operations						
Alaska	0	0		0	3	
American Airlines	0	0		0	0	
Delta/SkyWest	0	0		2	0	
DHL/Airborne	0	0		0	0	
FedEx	0	0		0	0	
JetBlue Airways	11	5		47	27	74.1%
US Airways/America West	0	0		0	1	
UPS	0	0		0	0	
Total	11	5	120.0%	49	31	58.1%
10 pm - 7 am Grand Total	68	56	21.4%	259	288	-10.1%

Notes:

* 3% (68 of 2,217) of total commercial operations occurred between 10pm - 7am.

* 2.3 flights - Nightly average for ALL late night commercial flights, includes unanticipated delays.

* 0.36 flights - Nightly average for commercial flights after 11 PM.



LONG BEACH AIRPORT MONTHLY REPORT NOISE VIOLATIONS

June 2006

Current Month and CY-T-D Statistics for Long Beach Airport
June 2006

CY-T-D 2006

	2006	2005	%Change		2006	2005	%Change
<u>Air Carrier Violations</u>							
Alaska	0	0			1	1	0.0%
American Airlines	0	0			0	3	
DHL/Airborne	0	0			0	0	
FedEx	0	0			0	0	
JetBlue Airways	11	5	120.0%		44	22	100.0%
UPS	0	0			3	1	200.0%
US Airways/America West	0	0			0	0	
Total	11	5	120.0%		48	27	77.8%
<u>Commuter Violations</u>							
Delta/SkyWest	0	0			0	0	
US Airways/America West	0	0			1	0	
Total	0	0			1	0	
<u>Non-Commercial Violations</u>							
All GA, Charter & other	30	29			147	83	
TOTAL NOISE VIOLATIONS	41	34			196	110	
<u>Airport Monetary Fines Issued</u>	\$6,700	\$2,800			\$27,200	\$11,100	
<u>Consent Decree Fines Issued</u>	\$63,000	\$30,000			\$228,000	\$198,000	
TOTAL MONETARY FINES ISSUED*	\$69,700	\$32,800			\$255,200	\$209,100	
<u>Airport Operations (FAA)</u>							
Air Carrier + Commuter Carriers	2,217	2,549	-13.0%		12,869	14,187	-9.3%
Air Taxi + General Aviation	28,809	29,148	-1.2%		163,154	158,696	2.8%
Military Operations	29	60	-51.7%		341	300	13.7%
TOTAL AIRCRAFT OPERATIONS	31,055	31,757	-2.2%		176,364	173,183	1.8%

Notes:

0.1% (41 of 31,055) of the Airport's total aircraft operations (Commercial & GA) resulted in a noise violation.

0.5% (11 of 2,217) of the Airport's Commercial operations (Commercial & Commuter) resulted in a noise violation.

* These are preliminary numbers and are subject to change.



LONG BEACH AIRPORT MONTHLY REPORT NOISE VIOLATIONS

June 2006

OWNER/NAME	DATE/TIME	AD	RWY	AC TYPE	RMT/D	SEL	LIMIT	STATUS
JetBlue Airways Corporation	6/1/2006 11:09:16 PM	D	30	A320	9	96.3	79.0	VIOLATION
Katz air holdings LLC.	6/2/2006 12:04:48 AM	A	30	PC12	10	89.6	79.0	VIOLATION
JetBlue Airways Corporation	6/2/2006 12:48:33 AM	A	30	A320	10	93.3	79.0	VIOLATION
JetBlue Airways Corporation	6/2/2006 12:58:40 AM	A	30	A320	10	92.7	79.0	VIOLATION
NetJet Aviation	6/2/2006 5:45:27 AM	D	30	C680	9	82.4	79.0	VIOLATION
JetBlue Airways Corporation	6/2/2006 11:27:27 PM	A	30	A320	10	92.9	79.0	VIOLATION
Pinehurst Timber LLC.	6/3/2006 11:12:54 PM	A	30	G4	10	89.2	79.0	VIOLATION
ASJET AVIATION INC.	6/5/2006 2:57:18 AM	A	30	LJ36	10	90.7	79.0	VIOLATION
Trans Exec Air Service Inc.	6/5/2006 5:13:18 AM	A	30	G4	10	91.1	79.0	VIOLATION
Gbone Inc	6/5/2006 9:43:41 AM	D	30	LJ25	9	109.9	102.5	VIOLATION
Private	6/7/2006 3:15:02 PM	D	25R	BE33	6	94.2	92.0	VIOLATION
Watson Air Corp.	6/7/2006 11:53:47 PM	A	30	PA44	10	82.8	79.0	VIOLATION
Avalon Capital Group Inc.	6/11/2006 11:41:45 PM	D	30	G5	9	83.4	79.0	VIOLATION
CITATIONSHARES SALES INC	6/13/2006 12:48:16 AM	A	30	C560	10	94	79.0	VIOLATION
Private	6/13/2006 11:36:26 PM	A	30	C340	10	81.7	79.0	VIOLATION
Entrepreneurial Asset Management	6/17/2006 10:33:22 PM	D	30	G3	9	99.1	90.0	VIOLATION
Private	6/17/2006 11:07:22 PM	D	30	BE55	9	87.8	79.0	VIOLATION
NetJet Aviation	6/17/2006 11:41:09 PM	D	30	FA2K	9	84.7	79.0	VIOLATION
Ahern Rentals Inc.	6/17/2006 11:42:13 PM	A	30	C525	10	88.8	79.0	VIOLATION
ROYAL AIR FREIGHT	6/19/2006 3:15:19 AM	A	30	E110	10	84.2	79.0	VIOLATION
Kalitta Charter II	6/19/2006 10:21:49 PM	D	30	B727	9	113.6	90.0	VIOLATION
JetBlue Airways Corporation	6/20/2006 12:33:42 AM	A	30	A320	10	93.3	79.0	VIOLATION
Columbia Aero LLC.	6/22/2006 4:52:37 AM	D	30	SEP	9	84.8	79.0	VIOLATION
Divine Aviation LLC	6/22/2006 4:04:00 PM	D	30	LJ25	9	107.6	102.5	VIOLATION
NetJet Aviation	6/24/2006 10:57:41 PM	A	30	C560	10	92.7	90.0	VIOLATION
Private	6/24/2006 11:33:03 PM	A	30	BE36	10	89.1	79.0	VIOLATION
ALII Aviation LLC.	6/25/2006 11:06:41 PM	A	30	G550	10	86.2	79.0	VIOLATION
JetBlue Airways Corporation	6/25/2006 11:32:00 PM	D	30	A320	9	94.7	79.0	VIOLATION
JetBlue Airways Corporation	6/26/2006 12:30:59 AM	A	30	A320	10	93.2	79.0	VIOLATION
JetBlue Airways Corporation	6/26/2006 11:19:13 PM	A	30	A320	10	93.9	79.0	VIOLATION
JetBlue Airways Corporation	6/26/2006 11:32:53 PM	A	30	A320	10	93.3	79.0	VIOLATION
JetBlue Airways Corporation	6/26/2006 11:36:29 PM	A	30	A320	10	94	79.0	VIOLATION

JetBlue Airways Corporation	6/27/2006 1:00:29 AM	A	30	A320	10	93.9	79.0	VIOLATION
California Flight Center Inc.	6/27/2006 11:23:09 PM	A	30	BE33	10	84.3	79.0	VIOLATION
ASJET AVIATION INC.	6/28/2006 12:12:02 AM	A	30	LJ36	10	86.8	79.0	VIOLATION
Doane Products CO.	6/28/2006 4:36:40 AM	D	30	H25A	9	92.1	79.0	VIOLATION
Concord Trading Inc.	6/28/2006 5:47:29 AM	D	30	BE23	9	84.1	79.0	VIOLATION
Global Exec Aviation	6/28/2006 10:21:51 PM	A	30	G3	10	97.8	90.0	VIOLATION
Tag Aviation USA, Inc	6/29/2006 11:09:19 PM	D	30	H25B	9	84.6	79.0	VIOLATION
Private	6/30/2006 4:52:40 AM	D	30	C172	9	87.2	79.0	VIOLATION
Wilmington Trust Co.	6/30/2006 10:07:08 PM	D	30	G5	9	92.2	90.0	VIOLATION



City of Long Beach
Working Together to Serve

Memorandum

Date: June 15, 2006
To: Airport Advisory Commission
From: Dennis Rambeau, Operations Specialist II, Airport Bureau
Subject: MONTHLY AIRPORT ACTIVITY REPORTS FOR MAY 2006

Please find attached the following reports:

- Airport Activity Report
- Noise Complaint Report
- Plot of Complainants
- Late Night Activity
- Noise Violation Report
- Noise Violation List



MONTHLY AIRPORT ACTIVITY REPORT May 2006

Current Month and Calendar Year To Date Statistics

	May			January through May		
	2006	2005	%Change	2006	2005	%Change
<u>Total Passenger Traffic</u>	230,609	270,199	-14.7%	1,127,168	1,222,402	-7.8%
	<u>Load</u>	<u>Load</u>		<u>Load</u>	<u>Load</u>	
<u>Enplaned Passengers</u>	<u>Factor</u>	<u>Factor</u>		<u>Factor</u>	<u>Factor</u>	
Alaska	77% 9,476	76% 8,668	9.3%	75% 44,279	72% 41,425	6.9%
US Airways/America West	79% 9,118	74% 10,943	-16.7%	75% 42,740	74% 43,338	-1.4%
American Airlines	0% 0	79% 13,454	-100.0%	74% 24,813	74% 67,912	-63.5%
Delta/Skywest	87% 3,718	0% 0	0.0%	90% 10,662	0% 0	0.0%
JetBlue Airways	80% 93,233	89% 102,618	-9.1%	85% 443,682	88% 460,853	-3.7%
Total	80% 115,545	86% 135,683	-14.8%	83% 566,176	84% 613,528	-7.7%
<u>Airline Landings</u>	1,071	1,161	-7.8%	5,011	5,188	-3.4%
<u>Aircraft Operations (FAA)</u>						
Air + Commuter Carriers	2,202	2,596	-15.2%	10,652	11,638	-8.5%
Air Taxi & General Aviation	29,075	28,307	2.7%	134,345	129,548	3.7%
Military	69	69	0.0%	312	240	30.0%
Total	31,346	30,972	1.2%	145,309	141,426	2.7%
<u>Air Cargo</u>						
US Tons	4,382	4,490	-2.4%	21,552	22,419	-3.9%
Metric Tons	3,975	4,072	-2.4%	19,548	20,334	-3.9%

Note:

During the month, LGB airport had 41 allocated air carrier flight slots- Alaska (4), US Airways/AW (4), JetBlue (27), Airborne (1), FedEx (3), UPS (2) and 4 allocated commuter carrier flight slots - US Airways/America West (1), Delta (3)

Definitions:

Total Passenger Traffic – Total number of airline passengers both enplaned (departing) and deplaned (arriving).

Aircraft Operations – Aircraft takeoff, landing, or transition through the airspace controlled by the FAA's Long Beach air traffic control tower.

Air Carrier – A scheduled carrier, certificated under FAA Regulations (FAR) Parts 121, 125 or 135, max. takeoff weight of 75,000 lbs (passengers or cargo) or over.

Commuter Carrier - A scheduled carrier, certificated under FAA Regulations (FAR) Parts 121, 125 or 135, max. takeoff weight under 75,000 lbs

Air Taxi – Aircraft that provide public transportation of persons and/or property on-demand.

General Aviation – Aviation activity other than scheduled air carriers flights, flights by industrial operators or by charter and flights by public aircraft

Air Cargo – Cargo carried by aircraft, both inbound and outbound.



LONG BEACH AIRPORT MONTHLY REPORT

NOISE COMPLAINTS

May 2006

Current Month and CY-T-D Statistics for Long Beach Airport

	May 2006			CY-T-D 2006		
	2006	2005	%Change	2006	2005	%Change
<u>Air Carrier & Commuter Complaints</u>						
Passenger & Cargo Aircraft	137	122	12.3%	613	762	-19.6%
<u>Non-Commercial Complaints</u>						
Jets	55	78	-29.5%	296	270	9.6%
Props	33	20	65.0%	79	100	-21.0%
Helicopters	17	4	325.0%	57	32	78.1%
Other	1	0		6	0	
Subtotal	106	102	3.9%	438	402	9.0%
TOTAL NOISE COMPLAINTS	243	224	8.5%	1,051	1,164	-9.7%
<u>Airport Operations (FAA)</u>						
Air Carrier + Commuter Carriers	2,202	2,596	-15.2%	10,652	11,638	-8.5%
Air Taxi + General Aviation	29,075	28,307	2.7%	134,345	129,548	3.7%
Military Operations	69	69	0.0%	312	240	30.0%
TOTAL AIRCRAFT OPERATIONS	31,346	30,972	1.2%	145,309	141,426	2.7%

Notes:

Number of Complainants: 64

41% (99 of 243) of the complaints were related to operations between 10pm and 7am

45% (110 of 243) of the complaints were generated by 5 individuals, one attributed to 41 of them.

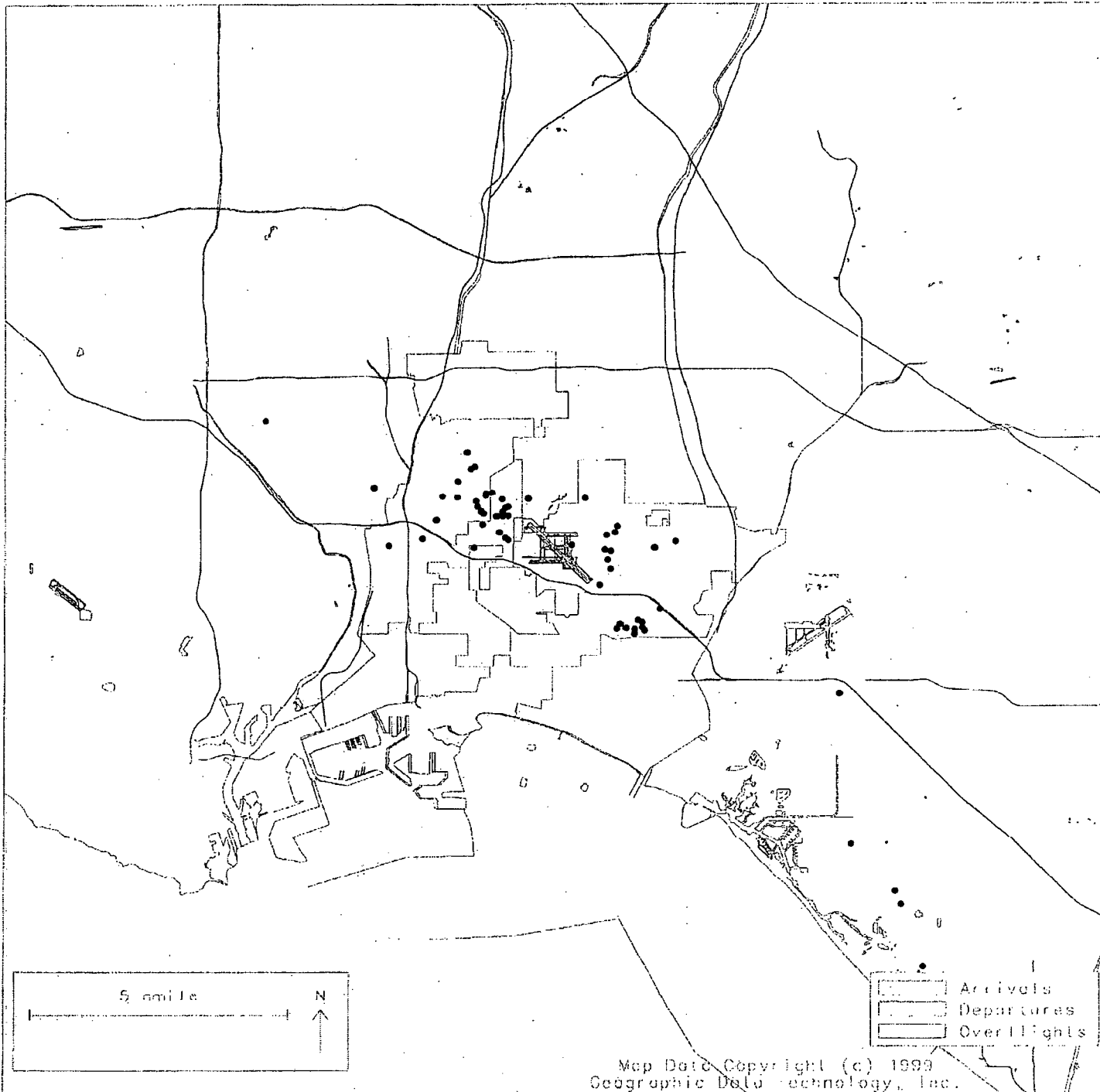
5.8% (14 of 243) of the complaints came from complainants residing in Seal Beach or Huntington Beach

* City Noise Ordinance currently allows for 41 air carrier and 25 commuter carrier flight slots, for a total of 66 daily flights.



LONG BEACH
A I R P O R T

Noise Complainants
May 2006



Map Data Copyright (c) 1999
Geographic Data Technology, Inc.



LONG BEACH AIRPORT MONTHLY REPORT
COMMERCIAL LATE NIGHT ACTIVITY (10pm - 7am)
 May 2006

Current Month and CY-T-D Statistics for Long Beach Airport

	May 2006			CY-T-D 2006		
	2006	2005	%Change	2006	2005	%Change
<u>Air Carrier & Commuter Operations</u>	2,202	2,596	-15.2%	10,652	11,638	-8.5%
10pm - 11pm Operations						
Alaska	4	3	33.3%	18	10	80.0%
US Airways/America West	0	3		1	5	-80.0%
American Airlines	0	1		2	15	-86.7%
JetBlue Airways	26	20	30.0%	129	175	-26.3%
DHL/Airborne	0	0		0	0	
FedEx	1	0		1	0	
Delta/SkyWest	0	0		2	0	
UPS	0	0		0	1	-100.0%
	31	27	14.8%	153	206	-25.7%
11pm - 7am Operations						
Alaska	0	0		0	3	
US Airways/America West	0	0		0	1	
American Airlines	0	0		0	0	
JetBlue Airways	2	0		36	22	63.6%
DHL/Airborne	0	0		0	0	
FedEx	0	0		0	0	
Delta/SkyWest	0	0		2	0	
UPS	0	0		0	0	
Total	2	0		38	26	46.2%
10 pm - 7 am Grand Total	33	27	22.2%	191	232	-17.7%

Notes:

* 1.5% (33 of 2,202) of total commercial operations occurred between 10pm - 7am.

* 1.06 flights - Nightly average for ALL late night commercial flights, includes unanticipated delays.

* 0.06 flights - Nightly average for commercial flights after 11 PM.



LONG BEACH AIRPORT MONTHLY REPORT NOISE VIOLATIONS

May 2006

Current Month and CY-T-D Statistics for Long Beach Airport

	May 2006			CY-T-D 2006		
	2006	2005	%Change	2006	2005	%Change
<u>Air Carrier Violations</u>						
Alaska	0	0		1	1	0.0%
US Airways/America West	0	0		0	0	
American Airlines	0	1		0	3	
JetBlue Airways	2	0		33	17	94.1%
Airborne	0	0		0	0	
FedEx	0	0		0	0	
UPS	1	0		3	1	200.0%
Total	3	1	200.0%	37	22	68.2%
<u>Commuter Violations</u>						
US Airways/America West	0	0		1	0	
Delta/SkyWest	0	0		0	0	
Total	0	0		1	0	
<u>Non-Commercial Violations</u>						
All GA, Charter & other	29	12	141.7%	117	54	116.7%
TOTAL NOISE VIOLATIONS	32	13	146.2%	155	76	103.9%
<u>Airport Operations (FAA)</u>						
Air Carrier + Commuter Carriers	2,202	2,596	-15.2%	10,652	11,638	-8.5%
Air-Taxi + General Aviation	29,075	28,307	2.7%	134,345	129,548	3.7%
Military Operations	69	69	0.0%	312	240	30.0%
TOTAL AIRCRAFT OPERATIONS	31,346	30,972	1.2%	145,309	141,426	2.7%

Notes:

0.1% (32 of 31,346) of the Airport's total aircraft operations (Commercial & GA) resulted in a noise violation.

0.1% (3 of 2,202) of the Airport's Commercial operations (Commercial & Commuter) resulted in a noise violation.



LONG BEACH AIRPORT MONTHLY REPORT NOISE VIOLATIONS

May 2006

OWNER/NAME	DATE/TIME	A/D	RWY	A/C TYPE	RMT/ID	SEL	LIMIT	STATUS
AMF1 LLC.	5/2/2006 11:43:39 PM	A	30	BE40	10	85.3	79.0	VIOLATION
Private	5/3/2006 11:06:57 PM	A	30	PA44	10	83.6	79.0	VIOLATION
Emerson Electric Co.	5/4/2006 12:19:57 AM	A	30	C560	10	86.1	79.0	VIOLATION
Western Aviators	5/4/2006 10:31:31 PM	A	30	BE18	10	92.6	90.0	VIOLATION
Private	5/5/2006 7:55:54 AM	A	25R	HELI	1	92.1	88.0	VIOLATION
Clay Lacy Aviation Inc	5/5/2006 2:46:31 PM	A	30	LJ25	10	104	101.5	VIOLATION
KING AVIATION	5/5/2006 10:19:02 PM	A	30	C560	10	93.1	90.0	VIOLATION
Private	5/5/2006 11:12:15 PM	D	30	PA28	9	92.4	79.0	VIOLATION
Hifine Air Corporation	5/6/2006 11:42:02 PM	A	30	PA44	10	86.4	79.0	VIOLATION
M.P. Aviation LLC.	5/7/2006 10:34:43 AM	D	30	B72S	9	108.8	102.5	VIOLATION
J H Siroonian Inc.	5/8/2006 12:50:01 PM	D	25R	LJ31	6	94.2	92.0	VIOLATION
Pacware Software Development Inc.	5/9/2006 1:28:50 AM	A	30	C310	10	83.7	79.0	VIOLATION
M.P. Aviation LLC.	5/9/2006 9:03:57 AM	D	30	B72S	9	109.1	102.5	VIOLATION
INTERPLANETARY AVIATION INC	5/10/2006 5:25:33 AM	D	30	LJ60	9	81.2	79.0	VIOLATION
H & S Air I, LLC	5/12/2006 1:20:34 AM	A	30	G4	10	90	79.0	VIOLATION
Private	5/14/2006 11:49:41 AM	D	25R	BE55	6	94.6	92.0	VIOLATION
Private	5/14/2006 11:05:41 PM	D	30	SW3	9	88.6	79.0	VIOLATION
Coast to Coast Aero LLC.	5/16/2006 11:50:24 PM	A	30	BE36	10	88.7	79.0	VIOLATION
Pacific West Air LLC.	5/18/2006 1:05:13 AM	A	30	BE20	10	90.4	79.0	VIOLATION
S/A Holdings LLC.	5/18/2006 11:00:53 AM	D	30	G2	9	104.8	102.5	VIOLATION
Private	5/18/2006 7:43:12 PM	D	25R	C206	6	95.9	92.0	VIOLATION
JetBlue Airways Corporation	5/19/2006 11:21:33 PM	A	25R	A320	1	92.2	79.0	VIOLATION
C/O Avantair Inc.	5/20/2006 5:59:28 PM	A	25L	P180	2	96.1	93.0	VIOLATION
Airush Inc.	5/20/2006 11:11:58 PM	A	30	CL60	10	85.7	79.0	VIOLATION
Metro-Jet LLC.	5/23/2006 1:05:06 AM	A	30	SW4	10	86	79.0	VIOLATION
BOEING	5/23/2006 11:27:37 AM	A	25R	B717	1	94.2	88.0	VIOLATION
United Parcel Service	5/23/2006 5:45:22 PM	A	30	B76S	10	105.9	101.5	VIOLATION
JetBlue Airways Corporation	5/26/2006 11:23:38 PM	A	30	A320	10	93.6	90.0	VIOLATION
Citation V Limited Partnership	5/27/2006 11:16:11 PM	D	30	C560	9	84.5	79.0	VIOLATION
West Coast Charters LLC.	5/30/2006 11:34:36 PM	A	30	BE20	10	86.7	79.0	VIOLATION
Silverstate Helicopters	5/30/2006 11:57:47 PM	A	30	R44	10	81.6	79.0	VIOLATION
Silverstate Helicopters	5/31/2006 1:11:45 AM	A	30	R44	10	83.5	79.0	VIOLATION



City of Long Beach
Working Together to Serve

Memorandum

Date: May 18, 2006
To: Airport Advisory Commission
From: Dennis Rambeau, Operations Specialist II, Airport Bureau
Subject: MONTHLY AIRPORT ACTIVITY REPORTS FOR APRIL 2006

Please find attached the following reports:

- Airport Activity Report
- Noise Complaint Report
- Plot of Complainants
- Late Night Activity
- Noise Violation Report
- Noise Violation List



MONTHLY AIRPORT ACTIVITY REPORT April 2006

Current Month and Calendar Year To Date Statistics

	April			January through April		
	2006	2005	%Change	2006	2005	%Change
<u>Total Passenger Traffic</u>	224,095	244,770	-8.4%	896,559	952,203	-5.8%
<u>Enplaned Passengers</u>	<u>Load Factor</u>	<u>Load Factor</u>		<u>Load Factor</u>	<u>Load Factor</u>	
Alaska	83% 9,755	77% 8,838	10.4%	74% 34,803	71% 32,757	6.2%
US Airways/America West	82% 9,152	77% 7,948	15.1%	74% 33,622	74% 32,395	3.8%
American Airlines	83% 452	79% 14,761	-96.9%	74% 24,813	73% 54,458	-54.4%
Delta/Skywest	92% 3,738	0% 0		91% 6,944	0% 0	
JetBlue Airways	90% 90,210	88% 90,912	-0.8%	86% 350,449	87% 358,235	-2.2%
Total	88% 113,307	85% 122,459	-7.5%	83% 450,631	83% 477,845	-5.7%
<u>Airline Landings</u>	962	1,013	-5.0%	3,940	4,027	-2.2%
<u>Aircraft Operations (FAA)</u>						
Air + Commuter Carriers	1,970	2,265	-13.0%	8,450	9,042	-6.5%
Air Taxi & General Aviation	26,076	28,629	-8.9%	105,270	101,241	4.0%
Military	53	42	26.2%	243	171	42.1%
Total	28,099	30,936	-9.2%	113,963	110,454	3.2%
<u>Air Cargo</u>						
US Tons	4,113	4,609	-10.8%	17,170	17,930	-4.2%
Metric Tons	3,731	4,180	-10.7%	15,573	16,262	-4.2%

Note:

During the month, LGB airport had 41 allocated air carrier flight slots- Alaska (3), US Airways/AW (4), American (4), JetBlue (25), Airborne (1), FedEx (2), UPS (2) and 4 allocated commuter carrier flight slots - US Airways/America West (1), Delta (3)

Definitions:

Total Passenger Traffic – Total number of airline passengers both enplaned (departing) and deplaned (arriving).

Aircraft Operations – Aircraft takeoff, landing, or transition through the airspace controlled by the FAA's Long Beach air traffic control tower.

Air Carrier – A scheduled carrier, certificated under FAA Regulations (FAR) Parts 121, 125 or 135, max. takeoff weight of 75,000 lbs (passengers or cargo) or over.

Commuter Carrier - A scheduled carrier, certificated under FAA Regulations (FAR) Parts 121, 125 or 135, max. takeoff weight under 75,000 lbs

Air Taxi – Aircraft that provide public transportation of persons and/or property on-demand.

General Aviation – Aviation activity other than scheduled air carriers flights, flights by industrial operators or by charter and flights by public aircraft

Air Cargo – Cargo carried by aircraft, both inbound and outbound.



LONG BEACH AIRPORT MONTHLY REPORT

NOISE COMPLAINTS

April 2006

Current Month and CY-T-D Statistics for Long Beach Airport

	April 2006			CY-T-D 2006		
	2006	2005	%Change	2006	2005	%Change
<u>Air Carrier & Commuter Complaints</u>						
Passenger & Cargo Aircraft	78	202	-61.4%	476	640	-25.6%
<u>Non-Commercial Complaints</u>						
Jets	58	64	-9.4%	241	192	25.5%
Props	14	29	-51.7%	46	80	-42.5%
Helicopters	15	4	275.0%	40	28	42.9%
Other	0	0		5	0	
Subtotal	87	97	-10.3%	332	300	10.7%
TOTAL NOISE COMPLAINTS	165	299	-44.8%	808	940	-14.0%
<u>Airport Operations (FAA)</u>						
Air Carrier + Commuter Carriers	1,970	2,265	-13.0%	8,450	9,042	-6.5%
Air Taxi + General Aviation	26,076	28,629	-8.9%	105,270	101,241	4.0%
Military Operations	53	42	26.2%	243	171	42.1%
TOTAL AIRCRAFT OPERATIONS	28,099	30,936	-9.2%	113,963	110,454	3.2%

Notes:

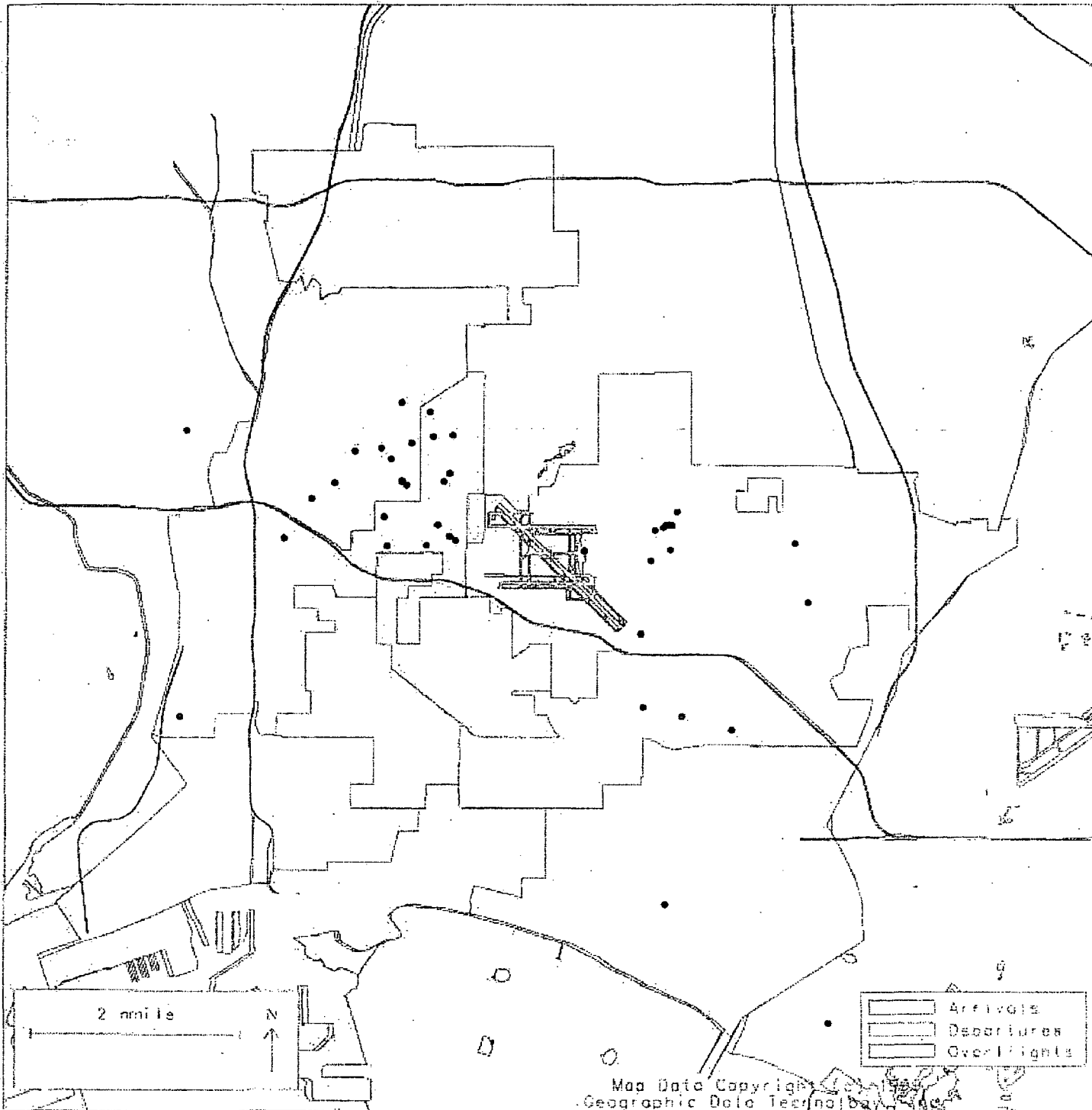
Number of Complainants: 53

45% (74 of 165) of the complaints were related to operations between 10pm and 7am

36% (60 of 165) of the complaints were generated by 2 individuals, one attributed to 48 of them.

8.5% (14 of 165) of the complaints came from complainants residing in Seal Beach or Huntington Beach

* City Noise Ordinance currently allows for 41 air carrier and 25 commuter carrier flight slots, for a total of 66 daily flights.



LONG BEACH
AIRPORT

Noise Complainants
April 2006



LONG BEACH AIRPORT MONTHLY REPORT
COMMERCIAL LATE NIGHT ACTIVITY (10pm - 7am)
 April 2006

Current Month and CY-T-D Statistics for Long Beach Airport

	April 2006			CY-T-D 2006		
	2006	2005	%Change	2006	2005	%Change
<u>Air Carrier & Commuter Operations</u>	1,970	2,265	-13.0%	8,449	9,042	-6.6%
10pm - 11pm Operations						
Alaska	1	3	-66.7%	14	7	100.0%
US Airways/America West	0	0		1	2	-50.0%
American Airlines	0	2		2	14	-85.7%
JetBlue Airways	14	26	-46.2%	103	155	-33.5%
DHL/Airborne	0	0		0	0	
FedEx	0	0		0	0	
Delta/SkyWest	2	0		2	0	
UPS	0	0		0	1	-100.0%
	17	31	-45.2%	122	179	-31.8%
11pm - 7am Operations						
Alaska	0	2		0	3	-100.0%
US Airways/America West	0	1		0	1	
American Airlines	0	0		0	0	
JetBlue Airways	4	7	-42.9%	34	22	54.5%
DHL/Airborne	0	0		0	0	
FedEx	0	0		0	0	
Delta/SkyWest	2	0		2	0	
UPS	0	0		0	0	
Total	6	10	-40.0%	36	26	38.5%
10 pm - 7 am Grand Total	23	41		158	205	

Notes:

* 1.2% (23 of 1,970) of total commercial operations occurred between 10pm - 7am.

* 0.76 flights - Nightly average for ALL late night commercial flights, includes unanticipated delays.

* 0.2 flights - Nightly average for commercial flights after 11 PM.



LONG BEACH AIRPORT MONTHLY REPORT NOISE VIOLATIONS

April 2006

Current Month and CY-T-D Statistics for Long Beach Airport

	April 2006			CY-T-D 2006		
	2006	2005	%Change	2006	2005	%Change
<u>Air Carrier Violations</u>						
Alaska	0	0		1	1	0.0%
US Airways/America West	0	0		0	0	
American Airlines	0	0		0	2	-100.0%
JetBlue Airways	3	7	-57.1%	31	17	82.4%
Airborne	0	0		0	0	
FedEx	0	0		0	0	
UPS	1	1		2	1	100.0%
Total	4	8	-50.0%	34	21	61.9%
<u>Commuter Violations</u>						
US Airways/America West	0	0		1	0	
Delta/SkyWest	0	0		0	0	
Total	0	0		1	0	
<u>Non-Commercial Violations</u>						
All GA, Charter & other	18	7	157.1%	88	42	109.5%
TOTAL NOISE VIOLATIONS	22	15	46.7%	123	63	95.2%
<u>Airport Operations (FAA)</u>						
Air Carrier + Commuter Carriers	1,970	2,265	-13.0%	8,450	9,042	-6.5%
Air Taxi + General Aviation	26,076	28,629	-8.9%	105,270	101,241	4.0%
Military Operations	53	42	26.2%	243	171	42.1%
TOTAL AIRCRAFT OPERATIONS	28,099	30,936	-9.2%	113,963	110,454	3.2%

Notes:

0.08% (22 of 28,099) of the Airport's total aircraft operations (Commercial & GA) resulted in a noise violation.

0.2% (4 of 1,970) of the Airport's Commercial operations (Commercial & Commuter) resulted in a noise violation.



LONG BEACH AIRPORT MONTHLY REPORT NOISE VIOLATIONS April 2006

OWNER NAME	DATE/TIME	A/D	RWY	AVG TYPE	RMT/D	SEL	LIMIT	STATUS
BHG Flights LLC.	4/1/2006 2:29:49 PM	D	12	G3	10	109.4	102.5	VIOLATION
United Parcel Service	4/5/2006 5:50:27 PM	A	30	B76S	10	105.3	101.5	VIOLATION
Airmann's Aviation Inc.	4/5/2006 6:11:07 PM	D	25R	BE55	6	94.6	92.0	VIOLATION
JetBlue Airways Corporation	4/6/2006 1:10:11 AM	D	30	A320	9	88.4	79.0	VIOLATION
Private	4/6/2006 9:48:50 AM	D	25R	BE55	6	94.3	92.0	VIOLATION
Paradigm Air	4/6/2006 7:06:09 PM	D	30	B72S	9	105.5	102.5	VIOLATION
Private	4/8/2006 8:42:50 AM	D	25R	C170	6	94.6	92.0	VIOLATION
Chambliss Aerobatics LLC.	4/9/2006 11:40:32 AM	D	25L	E540	5	104.7	95.0	VIOLATION
Davisair Inc	4/11/2006 11:05:01 PM	A	30	LJ35	10	88.8	79.0	VIOLATION
J H Siroonian Inc.	4/11/2006 11:22:16 PM	A	30	LJ31	10	83.3	79.0	VIOLATION
Rainbow Air Academy	4/11/2006 11:26:07 PM	A	30	BE20	10	86.2	79.0	VIOLATION
JetBlue Airways Corporation	4/13/2006 11:07:43 PM	A	30	A320	10	92.6	79.0	VIOLATION
Global Exec Aviation	4/14/2006 12:15:18 AM	A	30	G2	10	91	79.0	VIOLATION
Private	4/19/2006 2:42:50 PM	D	25R	C210	6	95.1	92.0	VIOLATION
ROTOR AVIATION	4/23/2006 1:55:03 PM	A	25R	R22	1	91.7	88.0	VIOLATION
JetBlue Airways Corporation	4/23/2006 11:05:51 PM	A	30	A320	10	93.8	79.0	VIOLATION
ROYAL AIR FREIGHT	4/25/2006 4:21:14 PM	D	30	LJ25	9	104.7	102.5	VIOLATION
Volare Air Charter	4/28/2006 11:41:47 PM	A	30	C310	10	83.7	79.0	VIOLATION
Long Beach Caravan LLC.	4/29/2006 12:39:39 AM	A	30	C208	10	84.1	79.0	VIOLATION
Volare Air Charter	4/29/2006 1:01:11 AM	D	30	C310	9	83.9	79.0	VIOLATION
Van Nuys Jet Partners LLC	4/29/2006 11:38:18 PM	A	30	LJ35	10	85.9	79.0	VIOLATION
Private	4/30/2006 1:37:46 PM	D	25R	BE55	6	95.4	92.0	VIOLATION