

Airport Advisory Commission

Roland B. Scott, Jr.
Chair

Hal Gosling
Vice Chair

Christopher A. Coronado

Elizabeth Cruz

Bob Luskin

Gerald Mineghino

Mark Shandrow

Karen Sherman

Airport Management

Mario Rodriguez
Airport Director

Ken Mason
Executive Assistant

Carolyn Carlton-Lowe
Operations & Facilities
Bureau Manager

Claudia Lewis
Administrative Officer

Fred Pena
Facilities Management Officer

Karl Zittel
Acting Airside Operations Superintendent

John Blood
Chief of Security

Kerry Gerot
Public Affairs Officer



**LONG BEACH
AIRPORT**

Building a Better Way to Fly



Long Beach Airport Monthly Noise Report March 2013

COMMERCIAL AIRCRAFT LATE NIGHT ACTIVITY
LGB Current Month & Calendar Year-To-Date Statistics (10 PM- 7AM)
March 2013

March				CY-T-D 2013		
10PM - 11PM Activity	2013	2012	Change	2013	2012	Change
Air Carrier & Commuter Operations	2,192	2,471	-11.3%	6,442	7,141	-9.8%
Alaska / Horizon	0	0		0	0	
Allegiant	0	0		0	0	
Delta / Skywest	1	1	0.0%	4	2	100.0%
FedEx	0	0		0	0	
Frontier	0	0		0	0	
JetBlue	14	22	-36.4%	41	45	-8.9%
UPS	0	0		0	0	
US Airways	0	1	-100.0%	0	7	-100.0%
Subtotal 10PM-11PM	15	24	-37.5%	45	54	-16.7%
11PM- 7AM Activity	2013	2012	Change	2013	2012	Change
Alaska / Horizon	0	0		0	0	
Allegiant	0	0		0	0	
Delta / Skywest	0	0		1	0	100.0%
FedEx	0	0		0	0	
Frontier	0	0		0	0	
JetBlue	1	3	-66.7%	12	16	-25.0%
UPS	0	0		0	0	
US Airways	0	0		2	2	0.0%
Subtotal 11PM-7AM	1	3	-66.7%	15	18	-16.7%
TOTAL	16	27	-40.7%	60	72	-16.7%

Notes:

0.7% (16 of 2,192) of total commercial operations occurred between 10pm - 7am.

0.5 flights - Nightly average for all late night commercial flights, includes unanticipated delays.

0.03 flights - Nightly average for commercial flights after 11 PM.

AIRPORT OPERATIONS & AIRCRAFT NOISE VIOLATIONS

LGB Current Month & Calendar Year-To-Date Statistics

March 2013

March				CY-T-D 2013		
Air Carrier Noise Violations	2013	2012	Change	2013	2012	Change
Alaska/Horizon	0	0		0	0	
Allegiant	0	0		0	0	
Delta/Skywest	0	0		0	0	
FedEx	0	0		0	0	
JetBlue	4	4	0.0%	21	19	10.5%
UPS	0	0		0	0	
US Airways	0	1	-100.0	0	3	-100.0%
Subtotal	4	5	-20.0%	21	22	-4.5%
Commuter Noise Violations	2013	2012	Change	2013	2012	Change
Alaska / Horizon	0	0		0	0	
Delta / Skywest	0	0		1	0	
US Airways	0	0		0	0	
Subtotal	0	0		1	0	100.0%
Non-Commercial Noise Violations	2013	2012	Change	2013	2012	Change
All GA, Charter & Other	19	10	90.0%	45	38	18.4%
TOTAL	23	15	53.3%	67	60	11.7%
Monetary Fines						
LBMC 16.43.090E Airport Surcharges	\$1,900	\$1,500		\$5,600	\$4,100	
LBMC 16.43.100 JBU Consent Decree	\$6,000	\$6,000		\$54,000	\$42,000	
TOTAL	\$7,900	\$7,500		\$59,600	\$46,100	
Airport Operations (FAA)	2013	2012	Change	2013	2012	Change
Air Carrier + Commuter Carriers	2,192	2,471	-11.3%	6,442	7,141	-9.8%
Air Taxi + General Aviation	21,347	21,488	-0.7%	58,441	61,641	-5.2%
Military Operations	83	84	-1.2%	260	281	-7.5%
Total Aircraft Operations	23,622	24,043	-1.8%	65,143	69,063	-5.7%

Notes:

0.1% (23 of 23,622) of the Airport's total aircraft operations (Commercial & GA) resulted in an aircraft noise violation.

0.2% (4 of 2,192) Of the Airport's Commercial operations (Commercial & Commuter) resulted in an aircraft noise violation.

30% (9 of the 30) of JetBlue's violations for YTD 2013 can be attributed to activity between 10 PM - 11PM. This activity did not meet the criteria for Unanticipated Delay, and therefore a LBMC 16.43 violation of \$300 was issued for each occurrence.

AIRCRAFT NOISE VIOLATORS

March 2013

OWNER NAME	DATE	TIME	A/D	RWY	A/C TYPE	NMTID	SEL	LIMIT	STATUS
Paradigm Air Carriers Inc.	3/5/2013	4:09:10 PM	D	30	B727	9	105.9	102.5	VIOLATION
Gregory P Lennox Trustee	3/8/2013	11:16:02 PM	D	30	BE58P	9	85.7	79.0	VIOLATION
JetBlue Airways Corporation	3/8/2013	11:37:28 PM	A	30	A320	10	94.1	79.0	ALT ENF & VIO
Las Vegas Sands Corp	3/9/2013	11:57:24 PM	A	30	G-IV	10	90.9	79.0	VIOLATION
JetBlue Airways Corporation	3/10/2013	10:20:14 PM	D	30	A320	9	95.8	90.0	VIOLATION
Swift Air LLC	3/10/2013	11:33:17 PM	A	30	B737	10	94.5	79.0	VIOLATION
Key Air LLC	3/13/2013	12:38:56 AM	A	30	CL30	10	88.1	79.0	VIOLATION
Qualcomm Inc	3/14/2013	1:26:00 AM	A	30	GLF5	10	87.3	79.0	VIOLATION
Mercy Air Service Inc	3/14/2013	10:14:24 PM	A	30	B222U	10	97.3	90.0	VIOLATION
A & E Flying Club L.A. Inc.	3/14/2013	11:18:45 PM	D	30	C172M	9	82.8	79.0	VIOLATION
Pacific Air Center LLC	3/14/2013	11:39:15 PM	A	30	C182T	9	82.8	79.0	VIOLATION
American Seafoods L.P.	3/16/2013	4:56:24 AM	D	30	F2TH	9	91.2	79.0	VIOLATION
John W. Grube	3/17/2013	4:33:40 PM	D	25L	N210M	5	104.8	95.0	VIOLATION
JetBlue Airways Corporation	3/17/2013	10:26:14 PM	D	30	A320	9	96.3	90.0	VIOLATION
Swift Air LLC	3/19/2013	12:31:03 AM	A	30	B737	10	97.2	79.0	VIOLATION
Western Aviators	3/19/2013	12:40:12 AM	A	30	PA32	10	82.1	79.0	VIOLATION
Swift Air LLC	3/20/2013	11:08:36 PM	D	30	B737	9	94.6	79.0	VIOLATION
Bear Air LLC	3/20/2013	11:46:06 PM	D	30	C25B	9	81.5	79.0	VIOLATION
Jet Aviation Flight Services, Inc.	3/21/2013	11:51:02 PM	A	30	CL60	10	89.9	79.0	VIOLATION
Alise Aviation	3/23/2013	11:21:08 PM	A	30	G-IV	10	89.2	79.0	VIOLATION
JetBlue Airways Corporation	3/25/2013	10:07:26 PM	D	30	A320	9	95.2	90.0	VIOLATION
Bank of America	3/29/2013	5:25:58 AM	D	30	C560XL	9	83.6	79.0	VIOLATION
West Coast Charters LLC	3/31/2013	11:19:41 PM	A	30	B350	10	87.9	79.0	VIOLATION

DEFINITIONS:

A/D/G — Arrival / Departure / Ground Operation

RWY — Runway

A/C Type — Aircraft Type

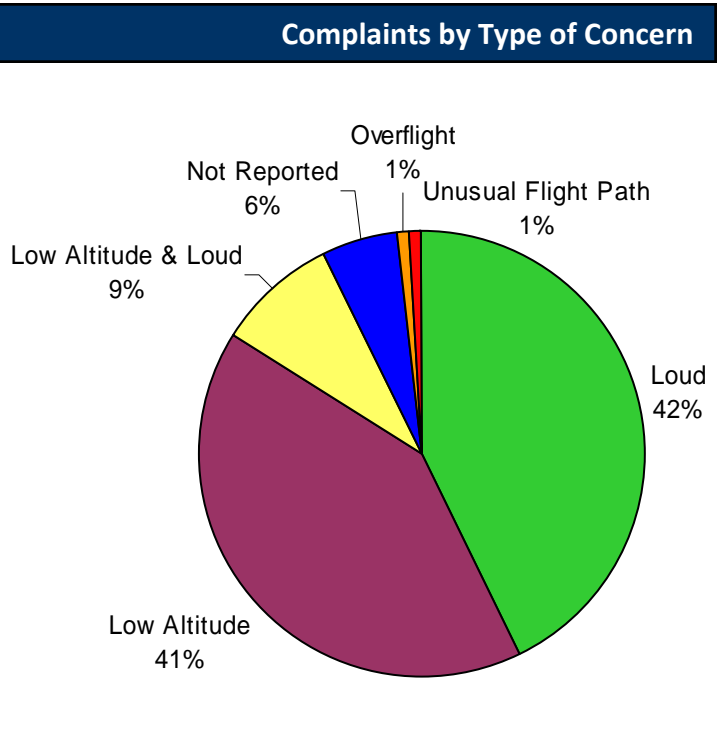
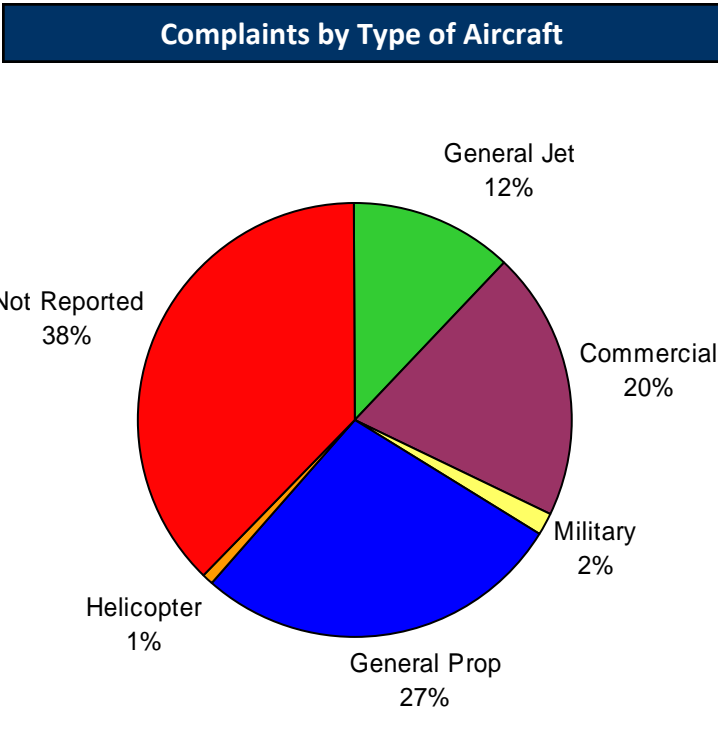
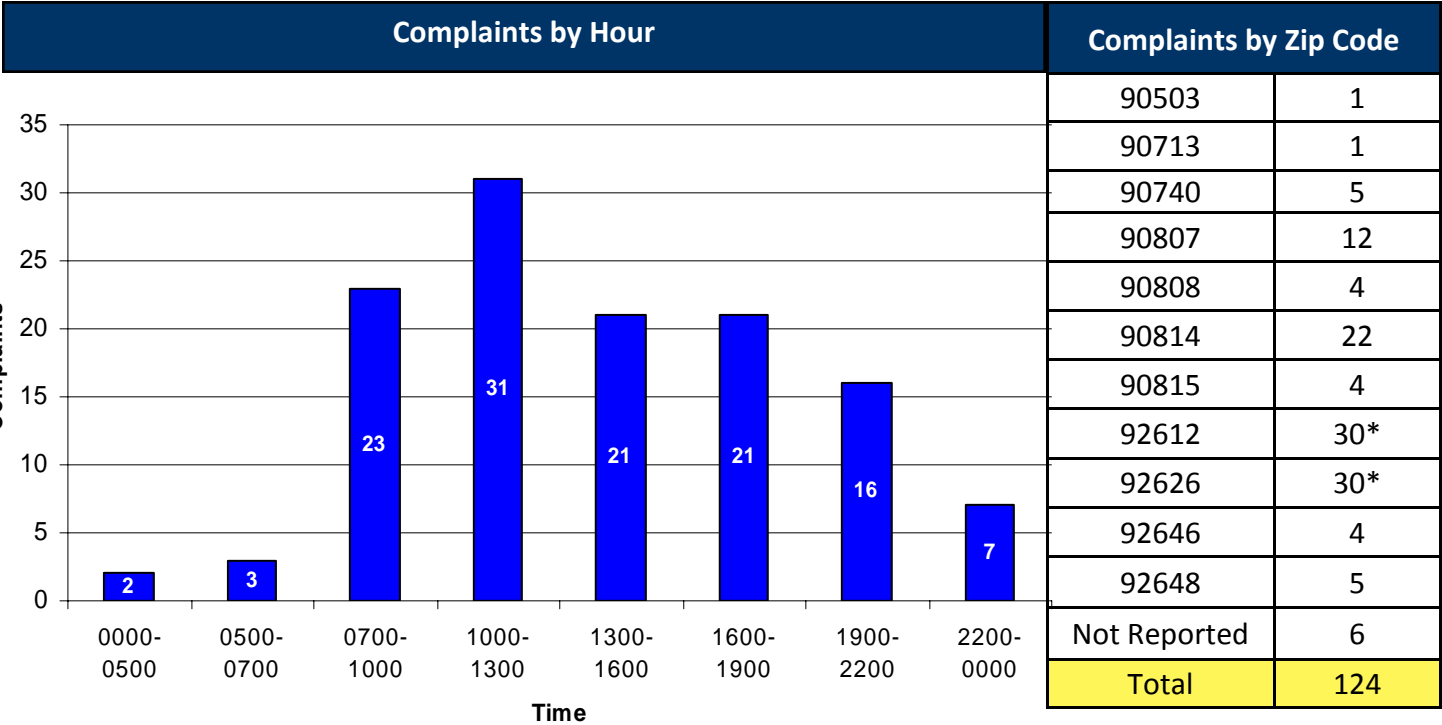
SEL — SENEL — Single Event Noise Equivalent Level

ALT ENF — Alternative Enforcement

NMTID — Noise Monitor

LGB AIRCRAFT NOISE COMPLAINTS

March 2013



* Complainants are limited to 30 complaint submissions per month for this report.



LONG BEACH AIRPORT

Building a Better Way to Fly



Long Beach Airport

4100 E. Donald Douglas Drive, Long Beach, CA 90808

www.lgb.org • lgbapt@longbeach.gov

Administration • (562) 570-2619