



CITY OF LONG BEACH

DEPARTMENT OF PUBLIC WORKS

R-33

333 West Ocean Boulevard • Long Beach, CA 90802 • (562) 570-6383 • FAX (562) 570-6012

October 10, 2006

HONORABLE MAYOR AND CITY COUNCIL
City of Long Beach
California

RECOMMENDATION:

Receive and file the attached Airport activities reports. (District 5)

DISCUSSION

Included are the Monthly Airport Activity Reports for July and August 2006. Individual monthly reports are attached for your review.

Airport Passenger, General Aviation (GA) and Cargo Activity - The Monthly Airport Activity Report provides monthly and year-to-date statistics for airline passengers (total and enplaned), aircraft operations by user category, and cargo carrier tonnage. Total passenger counts through August were 1,903,279 compared to last year's 2,088,876 a decrease of 8.9%. The decrease in total passengers is attributed to the discontinuance of service by American Airlines. GA operations, year-to-date, compared to last year are up 3.1%, (225,782 operations vs. 218,938). Cargo volumes, year-to-date, are down 6.6% (33,884 tons vs. 36,296).

Noise Activity - The Monthly Airport Noise Statistics Report includes four separate reports with current month and year-to-date totals. The four reports are as follows:

- Noise Complaints – Summarizes noise complaint information for commercial (which includes cargo carriers), GA, and other operations.
- Noise Complaint Plot Map – Identifies the origin of the complaint.
- Commercial Late Night Activity – Summarizes activity between 10:00 p.m. to 11:00 p.m. and 11:00 p.m. to 7:00 a.m. by airline.
- Noise Violations – Summarizes violations for airline and GA operations. Provides a complete listing of each violation, includes violator's name, date and time of violation, aircraft type, aircraft noise level, and the time specific allowable noise level.

The Airport's Noise Office receives and investigates noise inquiries and complaints from local residents and residents who live outside of Long Beach. For the combined months

ADMINISTRATION,
PLANNING & FACILITIES
333 W. Ocean Blvd., 9th Floor
Long Beach, CA 90802
Ph. (562) 570-6383
Fax (562) 570-6012

AIRPORT
4100 Donald Douglas Dr.
Long Beach, CA 90808
Ph. (562) 570-2600
Fax (562) 570-2601

ENGINEERING & STREET
MAINTENANCE
333 W. Ocean Blvd., 9th Floor
Long Beach, CA. 90802
Ph. (562) 570-6634
Fax (562) 570-6012

ENVIRONMENTAL
SERVICES
2929 E. Willow Street
Long Beach, CA 90806
Ph. (562) 570-2850
Fax (562) 570-2861

FLEET SERVICES
2600 Temple Avenue
Long Beach, CA 90806
Ph. (562) 570-5400
Fax (562) 570-5414

TRAFFIC &
TRANSPORTATION
333 W. Ocean Blvd., 10th Floor
Long Beach, CA 90802
Ph. (562) 570-6331
Fax (562) 570-7161

of July and August, the Noise Office received 679 complaints compared to 1,073 complaints received during the same period in 2005.

Further analysis of the combined noise complaints revealed the following:

- Total number of complainants: 150
- 52% (355 of 679) of the complaints were related to operations between 10:00 p.m. and 7:00 a.m.
- 5% (34 of 679) of the complainants reside in Seal Beach or Huntington Beach.

The above referenced information is displayed on the Airport's website (www.lgb.org).

Other Airport Activity

▪ FAROS – Final Approach Runway Occupancy Signal Operational Evaluation

During August 2006, the FAA began a "first in the nation" operational evaluation of a Final Approach Runway Occupancy Signal (FAROS). FAROS is designed to provide landing aircraft with a direct warning of vehicles or aircraft on the runway. The system would prevent "land over" accidents such as the tragic USAir-Skywest accident at LAX in 1991. FARO uses a visual glide path lighting system already installed at most airports. Sensors in the pavement or ground radar provide information on the location of aircraft or vehicles on the runway, and cause the lights to flash, warning the pilot on final approach that the runway is occupied.

On October 11, 2006, the FAA has invited the national Transportation Safety Board (NTSB) Chairman and other NTSB members for a tour and demonstration of the system. An invitation has also been extended to Congresswoman Juanita Millender-McDonald. Congresswoman Millender-McDonald is a member of the House Committee on Transportation and Infrastructure and the Aviation Subcommittee, and she has expressed an on going interest in the Long Beach Airport and its endeavors to improve aviation safety and security.

▪ FLIGHT SLOT ALLOCATION

The commercial Air Carrier flight slot recently relinquished by FedEx was reallocated, per the City's Flight Allocation Resolution, on Tuesday, September 27, 2006. Alaska, Delta, JetBlue, and UPS each submitted applications for the available flight slot. A lottery was conducted by the City Attorney's Office on Tuesday, September 26, 2006, to allocate the available flight slot. JetBlue won the lottery, and they have 180 days to commence operation of the flight slot. Commercial flight slots are now allocated as follows: JetBlue, 28; Alaska Airlines, 5; USAir, 4; UPS, 2; Fed Ex, 1; DHL, 1. Five of the 25 commuter flight slots are currently operational; one by USAir, and the remaining four by SkyWest.

- **NATIONAL BUSINESS AVIATION ASSOCIATION (NBAA) Regional Forum**

On November 16, 2006, the NBAA will host its Regional Forum in Long Beach at Toyota Airflite. The NBAA Regional Forums are learning and networking experiences designed to meet the needs of regional business aviation operators, and vendors from across the United States. The daylong event is expected to attract hundreds of attendees, feature approximately 30 aircraft on static display and 60 indoor exhibitors. Additionally, there will be seminars and briefings for the business aviation community in Southern California. This event is not open to the general public.

- **PORTRAITS OF HOPE – Long Beach Airport Control Tower Project**

Portraits of Hope is a non-profit program that conceives and develops educational and artistic collaborative projects for children in hospitals, schools, and after-school programs that culminate in “spectacular, one-of-a-kind, public art works.” Portraits of Hope projects have been featured prominently in national and international television, radio, and print media. The LB Airport Control Tower Project will create an 8,000sq. ft. artwork that will be temporarily installed over the concrete sides of the Long Beach Airport Control Tower.

A kick-off meeting for the project was held on Wednesday, September 20th at the Long Beach Airport. Attendees included representatives from the Long Beach Unified School District, City of Long Beach Parks Recreation and Marine, Council Districts 4, 5 & 8, Boys & Girls Clubs of Long Beach, Miller Children’s Hospital, Arts Council for Long Beach, the Young Eagles, Tomorrow’s Aeronautical Museum, Ameriquest Corporation and the Long Beach Airport. Portraits of Hope staff provided an overview of the project and solicited help from the various agencies to identify the 300+ young people who will create the 8,000sq. ft. artwork. The project is expected to begin in Fall 2006 and be completed during early 2007.

- **SEA FESTIVAL**

The Long Beach Airport served as the key sponsor for the Long Beach Sea Festival, 2nd Annual Go Fly-A-Kite Day, held on August 26, at Granada Beach. Hundreds of Long Beach children were provided a free kite and a barbeque lunch.

TIMING CONSIDERATIONS

City Council action is not time critical.

FISCAL IMPACT

None.

HONORABLE MAYOR AND CITY COUNCIL

October 10, 2006

Page 4

SUGGESTED ACTION:

Approve recommendation.

Respectfully submitted,



CHRISTINE F. ANDERSEN
DIRECTOR OF PUBLIC WORKS

CFA: SDJ: bp

P:\cc\trslfy0607\Oct\Airport Monthly Activity Reports

Attachments

APPROVED:



GERALD R. MILLER
CITY MANAGER



City of Long Beach
Working Together to Serve

Memorandum

Date: August 17, 2006
To: Airport Advisory Commission
From: Dennis Rambeau, Operations Specialist II, Airport Bureau
Subject: MONTHLY AIRPORT ACTIVITY REPORTS FOR JULY 2006

Please find attached the following reports:

- **Airport Activity Report**
- **Noise Complaint Report**
- **Plot of Complainants**
- **Late Night Activity**
- **Noise Violation Report**
- **Noise Violation List**



MONTHLY AIRPORT ACTIVITY REPORT

July 2006

Current Month and Calendar Year To Date Statistics

	July			January through July		
	2006	2005	%Change	2006	2005	%Change
<u>Total Passenger Traffic</u>	262,165	292,740	-10.4%	1,637,104	1,795,962	-8.8%
<u>Enplaned Passengers</u>	<u>Load</u>	<u>Load</u>		<u>Load</u>	<u>Load</u>	
	<u>Factor</u>	<u>Factor</u>		<u>Factor</u>	<u>Factor</u>	
Alaska	78% 12,331	83% 10,712	15.1%	76% 65,622	76% 62,297	5.3%
US Airways/America West	80% 8,887	78% 10,165	-12.6%	76% 60,600	75% 64,724	-6.4%
American Airlines	0% 0	94% 18,800	-100.0%	74% 24,813	81% 104,059	-76.2%
Delta/Skywest	89% 5,233	0% 0		90% 20,726	0% 0	
JetBlue Airways	83% 104,664	92% 106,791	-2.0%	84% 650,419	89% 671,409	-3.1%
Total	83% 131,115	90% 146,468	-10.5%	83% 822,180	86% 902,489	-8.9%
<u>Airline Landings</u>	1,181	1,158	2.0%	7,309	7,505	-2.6%
<u>Aircraft Operations (FAA)</u>						
Air + Commuter Carriers	2,281	2,518	-9.4%	15,150	16,705	-9.3%
Air Taxi & General Aviation	30,530	30,506	0.1%	193,684	189,202	2.4%
Military	50	46	8.7%	391	346	13.0%
Total	32,861	33,070	-0.6%	209,225	206,253	1.4%
<u>Air Cargo</u>						
US Tons	3,727	4,211	-11.5%	29,308	31,435	-6.8%
Metric Tons	3,381	3,820	-11.5%	26,582	28,512	-6.8%

Note:

During the month, LGB airport had 40 allocated air carrier flight slots- Alaska (5), US Airways/AW (4), JetBlue (27), Airborne (1), FedEx (1), UPS (2) and 5 allocated commuter carrier flight slots - US Airways/America West (1), Delta (4)

Definitions:

Total Passenger Traffic – Total number of airline passengers both enplaned (departing) and deplaned (arriving).

Aircraft Operations – Aircraft takeoff, landing, or transition through the airspace controlled by the FAA's Long Beach air traffic control tower.

Air Carrier – A scheduled carrier, certificated under FAA Regulations (FAR) Parts 121, 125 or 135, max. takeoff weight of 75,000 lbs (passengers or cargo) or over.

Commuter Carrier - A scheduled carrier, certificated under FAA Regulations (FAR) Parts 121, 125 or 135, max. takeoff weight under 75,000 lbs

Air Taxi – Aircraft that provide public transportation of persons and/or property on-demand.

General Aviation – Aviation activity other than scheduled air carriers flights, flights by industrial operators or by charter and flights by public aircraft

Air Cargo – Cargo carried by aircraft, both inbound and outbound.



LONG BEACH AIRPORT MONTHLY REPORT NOISE COMPLAINTS July 2006

Current Month and CY-T-D Statistics for Long Beach Airport

	July 2006			CY-T-D 2006		
	2006	2005	%Change	2006	2005	%Change
<u>Air Carrier & Commuter Complaints</u>						
Passenger & Cargo Aircraft	191	441	-56.7%	1,079	1,617	-33.3%
<u>Non-Commercial Complaints</u>						
Jets	62	148	-58.1%	478	511	-6.5%
Props	28	67	-58.2%	152	195	-22.1%
Helicopters	86	9	855.6%	158	59	167.8%
Other	0	0		6	0	
Subtotal	176	224	-21.4%	794	765	3.8%
TOTAL NOISE COMPLAINTS	367	665	-44.8%	1,873	2,382	-21.4%
<u>Airport Operations (FAA)</u>						
Air Carrier + Commuter Carriers	2,281	2,518	-9.4%	15,150	16,705	-9.3%
Air Taxi + General Aviation	30,530	30,506	0.1%	193,684	189,202	2.4%
Military Operations	50	46	8.7%	391	346	13.0%
TOTAL AIRCRAFT OPERATIONS	32,861	33,070	-0.6%	209,225	206,253	1.4%

Notes:

Number of Complainants: 74

56% (205 of 367) of the complaints were related to operations between 10pm and 7am

3.5% (13 of 367) of the complaints came from complainants residing in Seal Beach or Huntington Beach

* City Noise Ordinance currently allows for 41 air carrier and 25 commuter carrier flight slots, for a total of 66 daily flights.



LONG BEACH AIRPORT MONTHLY REPORT
COMMERCIAL LATE NIGHT ACTIVITY (10pm - 7am)
 July 2006

Current Month and CY-T-D Statistics for Long Beach Airport

	July 2006			CY-T-D 2006		
	2006	2005	%Change	2006	2005	%Change
<u>Air Carrier & Commuter Operations</u>	2,281	2,518	-9.4%	15,150	16,705	-9.3%
10pm - 11pm Operations						
Alaska	8	7	14.3%	31	33	-6.1%
American Airlines	0	4		2	19	-89.5%
Delta/SkyWest	0	0		2	0	
DHL/Airborne	0	0		0	0	
FedEx	0	0		1	0	
JetBlue Airways	44	38	15.8%	223	245	-9.0%
UPS	0	0		0	1	
US Airways/America West	2	14	-85.7%	5	22	-77.3%
Total	54	63	-14.3%	264	320	-17.5%
11pm - 7am Operations						
Alaska	0	1		0	4	
American Airlines	0	0		0	0	
Delta/SkyWest	0	0		2	0	
DHL/Airborne	0	0		0	0	
FedEx	0	0		0	0	
JetBlue Airways	11	6		58	33	75.8%
US Airways/America West	0	3		0	4	
UPS	0	0		0	0	
Total	11	10	10.0%	60	41	46.3%
10 pm - 7 am Grand Total	65	73	-11.0%	324	361	-10.2%

Notes:

* 2.4% (54 of 2,281) of total commercial operations occurred between 10pm - 7am.

* 2.1 flights - Nightly average for ALL late night commercial flights, includes unanticipated delays.

* 0.32 flights - Nightly average for commercial flights after 11 PM.



LONG BEACH AIRPORT MONTHLY REPORT NOISE VIOLATIONS

July 2006

Current Month and CY-T-D Statistics for Long Beach Airport
July 2006


	July 2006			CY-T-D 2006		
	2006	2005	%Change	2006	2005	%Change
<u>Air Carrier Violations</u>						
Alaska	0	1		1	2	-50.0%
American Airlines	0	1		0	4	
DHL/Airborne	0	0		0	0	
FedEx	0	0		0	0	
JetBlue Airways	11	6	83.3%	56	28	100.0%
UPS	0	0		3	1	200.0%
US Airways/America West	0	2		0	2	
Total	11	10	10.0%	60	37	62.2%
<u>Commuter Violations</u>						
Delta/SkyWest	0	0		0	0	
US Airways/America West	0	0		1	0	
Total	0	0		1	0	
<u>Non-Commercial Violations</u>						
All GA, Charter & other	21	36		168	119	
TOTAL NOISE VIOLATIONS	32	46		229	156	
<u>Airport Monetary Fines Issued</u>	\$2,200	\$2,300		\$29,400	\$13,400	
<u>Consent Decree Fines Issued</u>	\$48,000	\$18,000		\$276,000	\$216,000	
TOTAL MONETARY FINES ISSUED*	\$50,200	\$20,300		\$305,400	\$229,400	
<u>Airport Operations (FAA)</u>						
Air Carrier + Commuter Carriers	2,281	2,518	-9.4%	15,150	16,705	-9.3%
Air Taxi + General Aviation	30,530	30,506	0.1%	193,684	189,202	2.4%
Military Operations	50	46	8.7%	391	346	13.0%
TOTAL AIRCRAFT OPERATIONS	32,861	33,070	-0.6%	209,225	206,253	1.4%

Notes:

0.1% (32 of 32,861) of the Airport's total aircraft operations (Commercial & GA) resulted in a noise violation.

0.5% (11 of 2,281) of the Airport's Commercial operations (Commercial & Commuter) resulted in a noise violation.

* These are preliminary numbers and are subject to change.



LONG BEACH AIRPORT MONTHLY REPORT NOISE VIOLATIONS

July 2006

OWNER/NAME	DATE/TIME	AD	TYPE	LEVEL	DB	LM	CAUSE
Volga-Dnepr Airlines	7/1/06 9:16:44 AM	A	30	AN24	10	105.4 101.5	VIOLATION
AVIAD CORPORATION	7/1/06 3:09:25 PM	D	25R	ST75	6	94.7 92.0	VIOLATION
Lone Eagle Construction Aviation Inc.	7/2/06 5:30:58 AM	D	30	C421	9	83.2 79.0	VIOLATION
JetBlue Airways Corporation	7/2/06 11:05:50 PM	A	30	A320	10	92.9 79.0	VIOLATION
JetBlue Airways Corporation	7/3/06 12:57:19 AM	A	30	A320	10	93 79.0	VIOLATION
Volga-Dnepr Airlines	7/3/06 2:24:08 PM	D	30	AN24	9	105.3 102.5	VIOLATION
Executive Jet Management	7/5/06 8:57:11 AM	D	25L	C560	5	97.1 79.0	VIOLATION
GHS Leasing Co.	7/7/06 11:09:10 PM	A	30	LJ35	10	83.8 79.0	VIOLATION
Long Beach Flying Club	7/8/06 12:05:28 AM	A	30	PA44	10	81.1 79.0	VIOLATION
Private	7/9/06 4:08:57 AM	D	12	BE55	10	92.9 79.0	VIOLATION
Private	7/15/06 9:01:38 AM	D	25R	HXB	6	94.1 92.0	VIOLATION
JetBlue Airways Corporation	7/18/06 11:12:35 PM	D	30	A320	9	90.4 79.0	VIOLATION
JetBlue Airways Corporation	7/18/06 11:28:19 PM	D	30	A320	9	88.3 79.0	VIOLATION
Falconshare LLC.	7/19/06 10:33:48 PM	A	30	FA10	10	93.5 90.0	VIOLATION
Global Life Flight	7/21/06 8:37:46 PM	D	30	LJ25	9	108.4 102.5	VIOLATION
JetBlue Airways Corporation	7/21/06 11:09:03 PM	A	30	A320	10	93.1 79.0	VIOLATION
JetBlue Airways Corporation	7/21/06 11:17:42 PM	D	30	A320	9	95.5 79.0	VIOLATION
JetBlue Airways Corporation	7/22/06 3:24:53 AM	A	25R	A320	1	91.7 79.0	VIOLATION
Allinace Aircraft Services LLC.	7/22/06 3:56:41 AM	D	34R	PA28		Closed Runway	VIOLATION
Air Alsie	7/5/06 11:19:19 PM	D	30	2EJ	9	91.7 79.0	VIOLATION
JetBlue Airways Corporation	7/22/06 11:37:15 PM	A	30	A320	10	92.4 79.0	VIOLATION
CITATIONSHARES SALES INC	7/24/06 12:21:37 AM	A	30	C560	10	92.2 79.0	VIOLATION
Catalina Flying Boats	7/25/06 11:42:24 PM	A	30	C208	10	89.2 79.0	VIOLATION
JetBlue Airways Corporation	7/27/06 11:37:24 PM	A	30	A320	10	93.2 79.0	VIOLATION
Triple T Investments LLC	7/27/06 11:41:49 PM	A	30	C421	10	85.6 79.0	VIOLATION
JetBlue Airways Corporation	7/28/06 1:10:00 AM	A	30	A320	10	93.1 79.0	VIOLATION
Lone Eagle Construction Aviation Inc.	7/28/06 1:57:54 AM	A	30	C421	10	85.7 79.0	VIOLATION
Chaparral Leasing Inc	7/28/06 1:14:05 PM	D	30	LJ23	9	105.8 102.5	VIOLATION
JetBlue Airways Corporation	7/28/06 11:12:37 PM	A	30	A320	10	92.3 79.0	VIOLATION
Flight Options Inc	7/29/06 5:37:48 AM	D	12	E135	10	85.8 79.0	VIOLATION
Bank of America	7/30/06 10:39:53 PM	A	30	HS2B	10	92.2 90.0	VIOLATION
Private	7/31/06 7:17:11 PM	A	25L	P51	2	95.3 93.0	VIOLATION



City of Long Beach
Working Together to Serve

Memorandum

Date: September 21, 2006
To: Airport Advisory Commission
From: Dennis Rambeau, Operations Specialist II, Airport Bureau
Subject: MONTHLY AIRPORT ACTIVITY REPORTS FOR AUGUST 2006

Please find attached the following reports:

- **Airport Activity Report**
- **Noise Complaint Report**
- **Plot of Complainants**
- **Late Night Activity**
- **Noise Violation Report**
- **Noise Violation List**



MONTHLY AIRPORT ACTIVITY REPORT August 2006


Current Month and Calendar Year To Date Statistics

	August			January through August		
	2006	2005	%Change	2006	2005	%Change
<u>Total Passenger Traffic</u>	266,175	292,914	-9.1%	1,903,279	2,088,876	-8.9%
<u>Enplaned Passengers</u>	<u>Load</u>	<u>Load</u>		<u>Load</u>	<u>Load</u>	
	<u>Factor</u>	<u>Factor</u>		<u>Factor</u>	<u>Factor</u>	
Alaska	83% 13,269	82% 10,663	24.4%	77% 78,891	77% 72,960	8.1%
US Airways/America West	77% 8,913	80% 10,901	-18.2%	76% 69,513	76% 75,625	-8.1%
American Airlines	0% 0	89% 17,724	-100.0%	74% 24,813	82% 121,783	-79.6%
Delta/Skywest	85% 5,119	0% 0		89% 25,845	0% 0	
JetBlue Airways	86% 107,739	94% 108,800	-1.0%	85% 758,158	90% 780,209	-2.8%
Total	85% 135,040	91% 148,088	-8.8%	83% 957,220	86% 1,050,577	-8.9%
<u>Airline Landings</u>	1,191	1,164	2.3%	8,500	8,669	-1.9%
<u>Aircraft Operations (FAA)</u>						
Air + Commuter Carriers	2,288	2,604	-12.1%	17,438	19,309	-9.7%
Air Taxi & General Aviation	32,098	29,736	7.9%	225,782	218,938	3.1%
Military	54	64	-15.6%	445	410	8.5%
Total	34,440	32,404	6.3%	243,665	238,657	2.1%
<u>Air Cargo</u>						
US Tons	4,576	4,861	-5.9%	33,884	36,296	-6.6%
Metric Tons	4,151	4,409	-5.9%	30,733	32,921	-6.6%

Note:
During the month, LGB airport had 40 allocated air carrier flight slots- Alaska (5), US Airways/AW (4), JetBlue (27), Airborne (1), FedEx (1), UPS (2) and 5 allocated commuter carrier flight slots - US Airways/America West (1), Delta (4)

Definitions:

- Total Passenger Traffic** – Total number of airline passengers both enplaned (departing) and deplaned (arriving).
- Aircraft Operations** – Aircraft takeoff, landing, or transition through the airspace controlled by the FAA's Long Beach air traffic control tower.
- Air Carrier** – A scheduled carrier, certificated under FAA Regulations (FAR) Parts 121, 125 or 135, max. takeoff weight of 75,000 lbs (passengers or cargo) or over.
- Commuter Carrier** - A scheduled carrier, certificated under FAA Regulations (FAR) Parts 121, 125 or 135, max. takeoff weight under 75,000 lbs
- Air Taxi** – Aircraft that provide public transportation of persons and/or property on-demand.
- General Aviation** – Aviation activity other than scheduled air carriers flights, flights by industrial operators or by charter and flights by public aircraft
- Air Cargo** – Cargo carried by aircraft, both inbound and outbound.



LONG BEACH AIRPORT MONTHLY REPORT NOISE COMPLAINTS August 2006

Current Month and CY-T-D Statistics for Long Beach Airport

	August 2006			CY-T-D 2006		
	2006	2005	%Change	2006	2005	%Change
<u>Air Carrier & Commuter Complaints</u>						
Passenger & Cargo Aircraft	125	198	-36.9%	1,204	1,815	-33.7%
<u>Non-Commercial Complaints</u>						
Jets	46	103	-55.3%	524	614	-14.7%
Props	26	84	-69.0%	178	279	-36.2%
Helicopters	115	23	400.0%	273	82	232.9%
Other	0	0		6	0	
Subtotal	187	210	-11.0%	981	975	0.6%
TOTAL NOISE COMPLAINTS	312	408	-23.5%	2,185	2,790	-21.7%
<u>Airport Operations (FAA)</u>						
Air Carrier + Commuter Carriers	2,288	2,604	-12.1%	17,438	19,309	-9.7%
Air Taxi + General Aviation	32,098	29,736	7.9%	225,782	218,938	3.1%
Military Operations	54	64	-15.6%	445	410	8.5%
TOTAL AIRCRAFT OPERATIONS	34,440	32,404	6.3%	243,665	238,657	2.1%

Notes:

Number of Complainants: 76

48% (150 of 312) of the complaints were related to operations between 10pm and 7am

6.7% (21 of 312) of the complaints came from complainants residing in Seal Beach or Huntington Beach


* City Noise Ordinance currently allows for 41 air carrier and 25 commuter carrier flight slots, for a total of 66 daily flights.

LONG BEACH
AIRPORT



NOISE AFFECTED
AREAS





LONG BEACH AIRPORT MONTHLY REPORT
COMMERCIAL LATE NIGHT ACTIVITY (10pm - 7am)
August 2006

Current Month and CY-T-D Statistics for Long Beach Airport

	August 2006			CY-T-D 2006		
	2006	2005	%Change	2006	2005	%Change
<u>Air Carrier & Commuter Operations</u>	2,288	2,604	-12.1%	17,438	19,309	-9.7%
10pm - 11pm Operations						
Alaska	6	7	-14.3%	37	40	-7.5%
American Airlines	0	0		2	19	-89.5%
Delta/SkyWest	0	0		2	0	
DHL/Airborne	0	0		0	0	
FedEx	0	0		1	0	
JetBlue Airways	29	20	45.0%	252	265	-4.9%
UPS	0	0		0	1	
US Airways/America West	2	9	-77.8%	7	31	-77.4%
Total	37	36	2.8%	301	356	-15.4%
11pm - 7am Operations						
Alaska	1	2		1	6	
American Airlines	0	0		0	0	
Delta/SkyWest	0	0		2	0	
DHL/Airborne	0	0		0	0	
FedEx	0	0		0	0	
JetBlue Airways	7	2		65	35	85.7%
US Airways/America West	0	0		0	4	
UPS	0	0		0	0	
Total	8	4	100.0%	68	45	51.1%
10 pm - 7 am Grand Total	45	40	12.5%	369	401	-8.0%

Notes:

* 2.0% (45 of 2,288) of total commercial operations occurred between 10pm - 7am.

* 1.4 flights - Nightly average for ALL late night commercial flights, includes unanticipated delays.

* 0.26 flights - Nightly average for commercial flights after 11 PM.



LONG BEACH AIRPORT MONTHLY REPORT NOISE VIOLATIONS

August 2006

Current Month and CY-T-D Statistics for Long Beach Airport

August 2006

CY-T-D 2006

	2006	2005	%Change		2006	2005	%Change
<u>Air Carrier Violations</u>							
Alaska	1	1			2	3	-33.3%
American Airlines	0	3			0	7	
DHL/Airborne	0	0			0	0	
FedEx	0	0			0	0	
JetBlue Airways*	8	1			64	29	120.7%
UPS	0	1			3	2	50.0%
US Airways/America West	0	0			0	2	
Total	9	6	50.0%		69	43	60.5%
<u>Commuter Violations</u>							
Delta/SkyWest	0	0			0	0	
US Airways/America West	0	0			1	0	
Total	0	0			1	0	
<u>Non-Commercial Violations</u>							
All GA, Charter & other	19	40			187	159	
TOTAL NOISE VIOLATIONS	28	46			257	202	
<u>Airport Monetary Fines Issued</u>	\$3,200	\$5,100			\$32,600	\$18,500	
<u>Consent Decree Fines Issued</u>	\$42,000	\$6,000			\$318,000	\$222,000	
TOTAL MONETARY FINES ISSUED*	\$45,200	\$11,100			\$350,600	\$240,500	
<u>Airport Operations (FAA)</u>							
Air Carrier + Commuter Carriers	2,288	2,604	-12.1%		17,438	19,309	-9.7%
Air Taxi + General Aviation	32,098	29,736	7.9%		225,782	218,938	3.1%
Military Operations	54	64	-15.6%		445	410	8.5%
TOTAL AIRCRAFT OPERATIONS	34,440	32,404	6.3%		243,665	238,657	2.1%

Notes:

0.1% (28 of 34,440) of the Airport's total aircraft operations (Commercial & GA) resulted in a noise violation.

0.4% (9 of 2,288) of the Airport's Commercial operations (Commercial & Commuter) resulted in a noise violation.

* 1 of JetBlue's 8 violations was for an unexcused unanticipated delay request.

