

BSBA REPORT  
 May 01, 2015 - May 31, 2015

|                                    | Boardings    | Unique Riders |
|------------------------------------|--------------|---------------|
| <b>May 01, 2015 - May 31, 2015</b> | <b>13855</b> | <b>447</b>    |

|                     | Boardings   | Unique Riders |
|---------------------|-------------|---------------|
| April 27 2015       | 483         | 212           |
| April 28 2015       | 459         | 207           |
| April 29 2015       | 531         | 223           |
| April 30 2015       | 510         | 222           |
| May 01 2015         | 509         | 211           |
| May 02 2015         | 378         | 177           |
| May 03 2015         | 284         | 135           |
| <b>Weekly Total</b> | <b>3154</b> | <b>358</b>    |

|                     | Boardings   | Unique Riders |
|---------------------|-------------|---------------|
| May 04 2015         | 509         | 219           |
| May 05 2015         | 518         | 222           |
| May 06 2015         | 498         | 215           |
| May 07 2015         | 492         | 215           |
| May 08 2015         | 486         | 223           |
| May 09 2015         | 392         | 180           |
| May 10 2015         | 302         | 150           |
| <b>Weekly Total</b> | <b>3197</b> | <b>366</b>    |

|                     | Boardings   | Unique Riders |
|---------------------|-------------|---------------|
| May 11 2015         | 509         | 205           |
| May 12 2015         | 490         | 206           |
| May 13 2015         | 573         | 229           |
| May 14 2015         | 479         | 204           |
| May 15 2015         | 510         | 207           |
| May 16 2015         | 361         | 172           |
| May 17 2015         | 299         | 156           |
| <b>Weekly Total</b> | <b>3221</b> | <b>356</b>    |

|                     | Boardings   | Unique Riders |
|---------------------|-------------|---------------|
| May 18 2015         | 473         | 211           |
| May 19 2015         | 555         | 224           |
| May 20 2015         | 543         | 234           |
| May 21 2015         | 502         | 214           |
| May 22 2015         | 552         | 228           |
| May 23 2015         | 358         | 177           |
| May 24 2015         | 311         | 157           |
| <b>Weekly Total</b> | <b>3294</b> | <b>370</b>    |

|                     | Boardings   | Unique Riders |
|---------------------|-------------|---------------|
| May 25 2015         | 311         | 149           |
| May 26 2015         | 530         | 216           |
| May 27 2015         | 499         | 204           |
| May 28 2015         | 479         | 207           |
| May 29 2015         | 476         | 212           |
| May 30 2015         | 370         | 162           |
| May 31 2015         | 307         | 154           |
| <b>Weekly Total</b> | <b>2972</b> | <b>356</b>    |

Data source: GFI, Reported at 12:11:41 on Friday June 05, 2015 [RPTSCU 2.05.10.34]

# BSBA LINE SUMMARY

**May 01, 2015 - May 31, 2015**

Margin of error: ±5%.

|   | Boardings |
|---|-----------|
| <b>Route 121<br/>Ocean Blvd./CSULB/Outer Circle</b>   | 4,159     |
| <b>Lines 50 &amp; 60*<br/>(51, 52, 61)</b>            | 1,586     |
| <b>Line 90*<br/>(91, 92, 93, 94, ZAP 96)</b>          | 1,526     |
| <b>Lines 10, 20 &amp; 70*<br/>(1, 21, 22, 71, 72)</b> | 1,402     |
| <b>Line 40*<br/>(45, 46)</b>                          | 1,331     |
| <b>Line 170*<br/>(171, 172, 173, 174, ZAP 176)</b>    | 1,096     |
| <b>Route 131<br/>Redondo Ave. to Seal Beach</b>       | 819       |
| <b>Line 110*<br/>(111, 112)</b>                       | 597       |

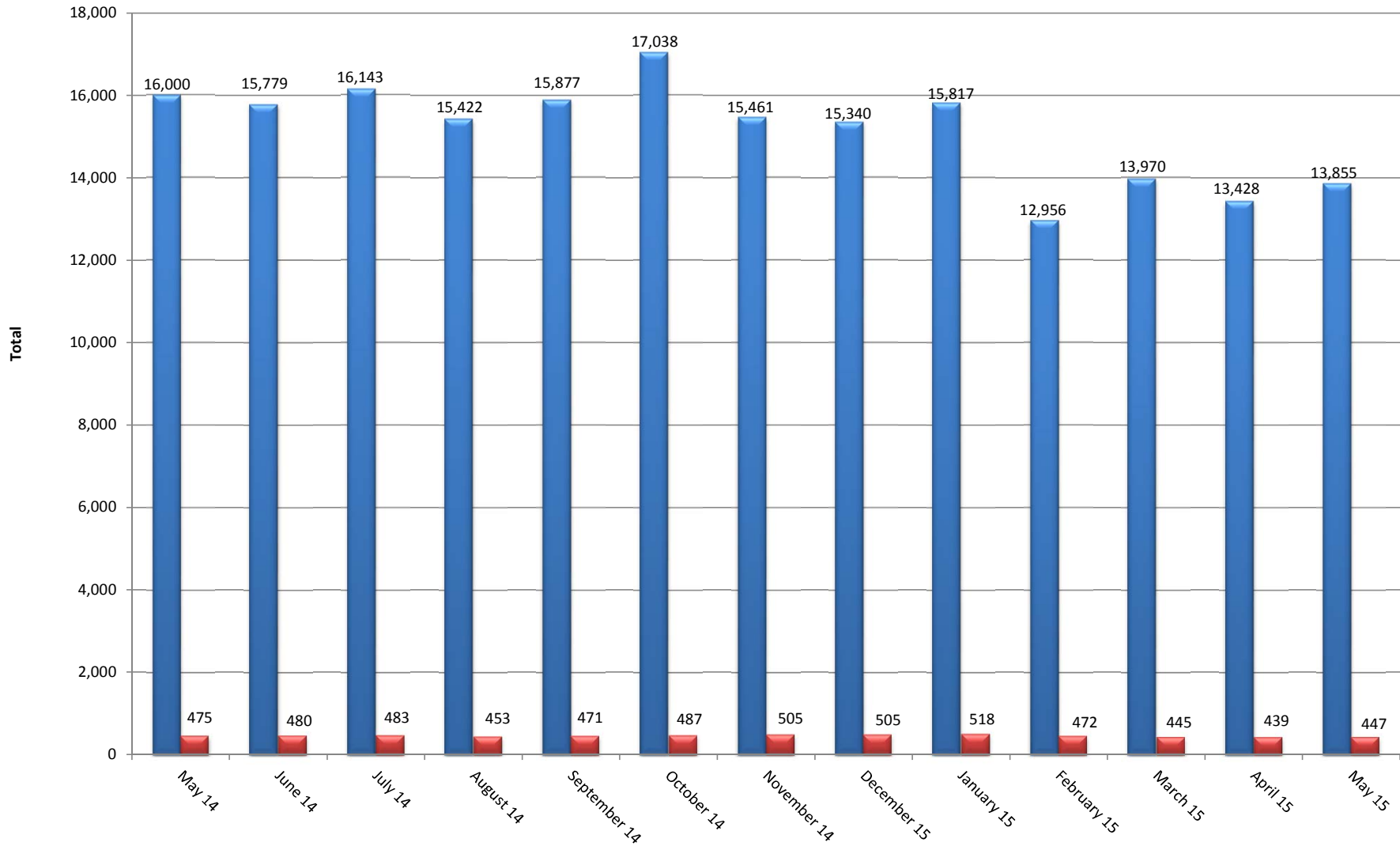
|  | Boardings |
|--|-----------|
| <b>Route 151<br/>4th Street</b>          | 521       |
| <b>Line 190*<br/>(191, 192)</b>          | 418       |
| <b>Line 100*<br/>(101, 102, 103,104)</b> | 153       |
| <b>Line 180*<br/>(181, 182)</b>          | 150       |
| <b>Route 81<br/>10th St. to CSULB</b>    | 85        |
| <b>Passport<br/>Downtown Long Beach</b>  | 2         |
| <b>Other/Undetermined</b>                | 10        |

\* Lines report aggregated data for all route numbers listed. Line data is in addition to any data reported for specific route numbers.

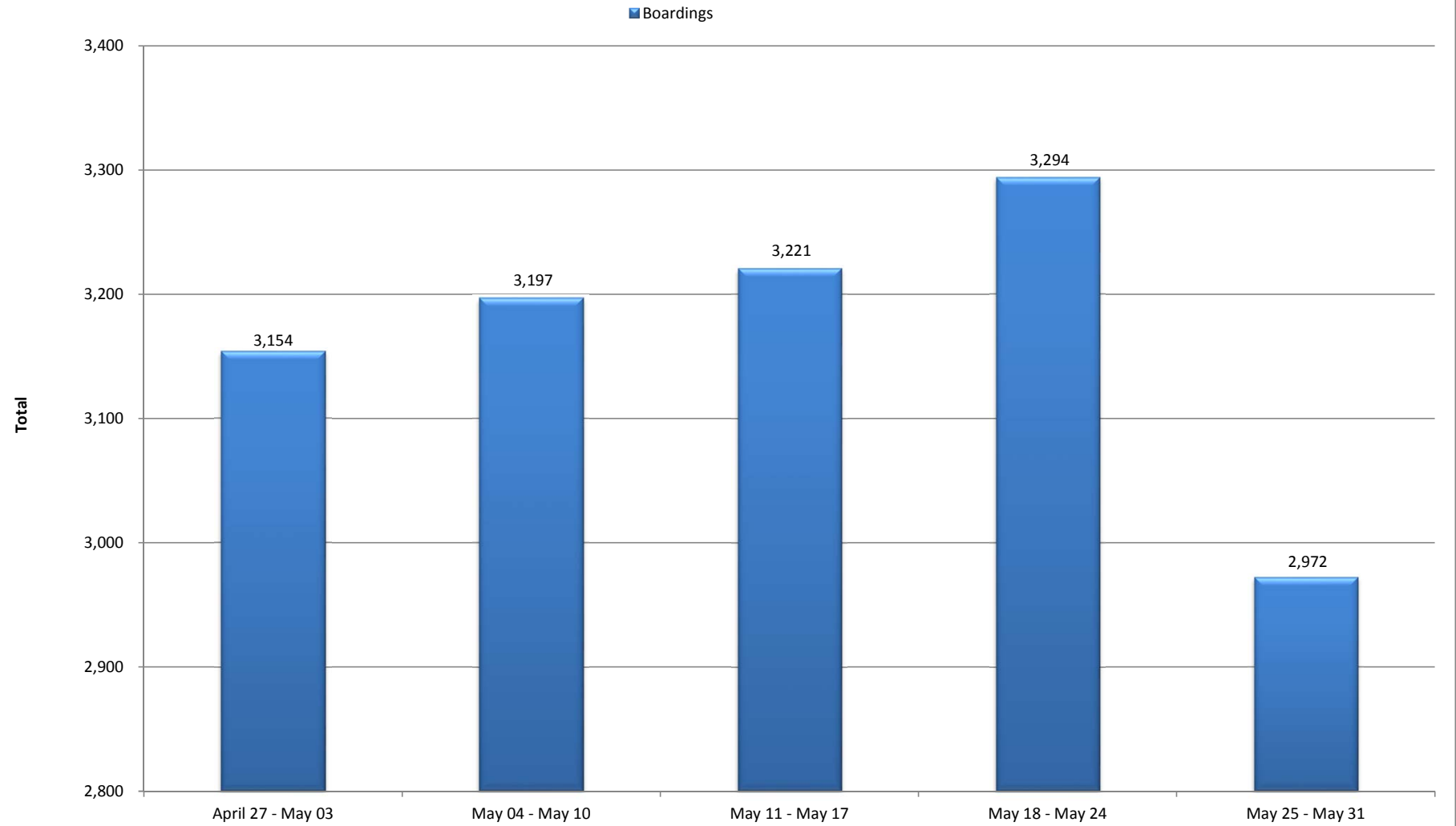
Data source: GFI, Reported at 12:11:41 on Friday June 05, 2015 [RPTSCU 2.05.10.34]

# Monthly BSBA Performance

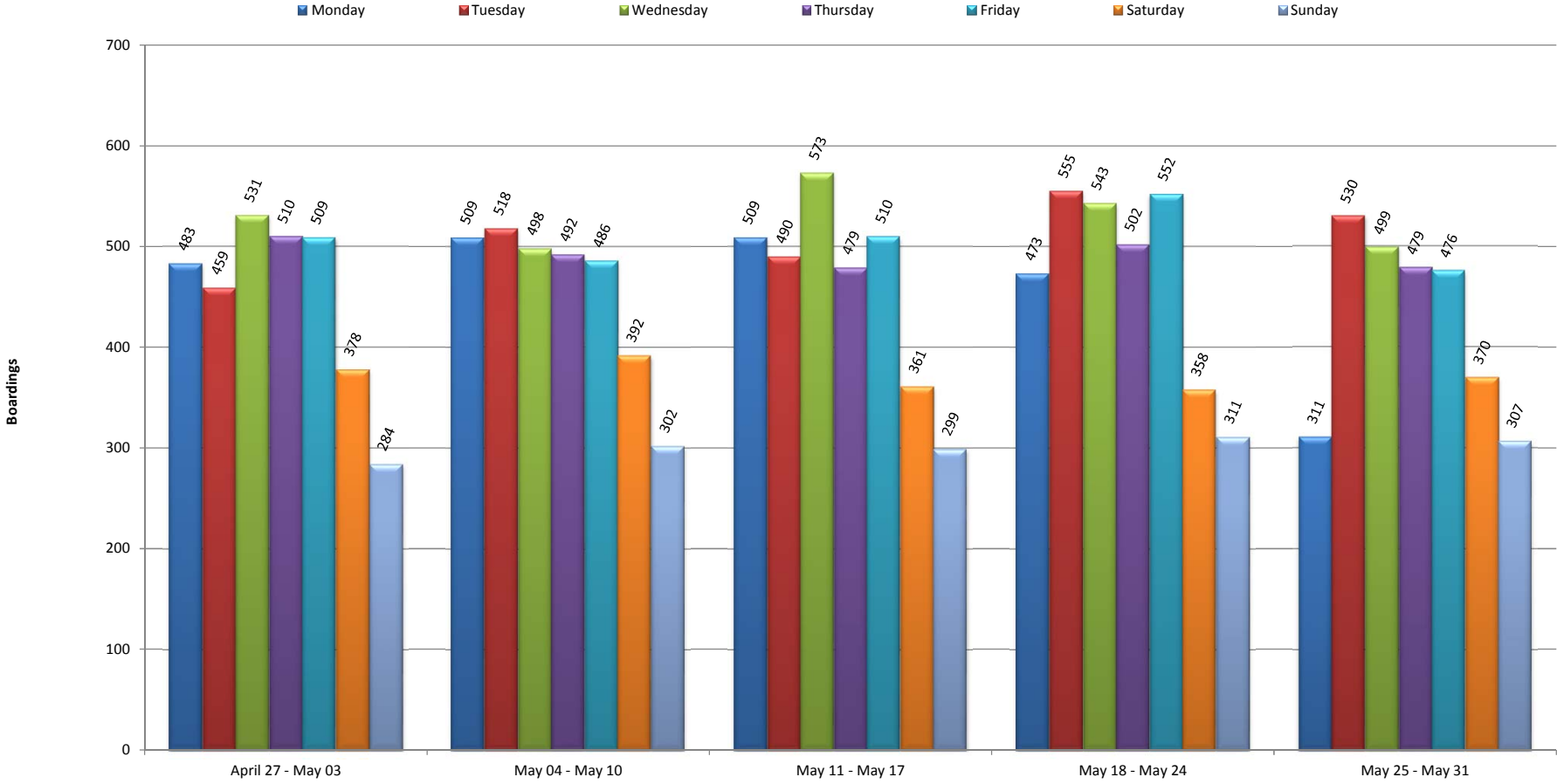
Boardings Unique Riders



## Weekly BSBA Performance



### BSBA Daily Boardings by Week



### BSBA Daily Unique Riders by Week

