

Airport Advisory Commission

Bob Luskin
Chair

Phyllis Ortman
Vice Chair

Bruce Alton

Elizabeth Cruz

Hal Gosling

Gerald Mineghino

Roland B. Scott, Jr.

Karen Sherman

Carol Soccio



Airport Management

Mario Rodriguez
Airport Director

Claudia Lewis
Administrative Officer

Juan López-Rios
Leasing & Development Officer

Sharon Diggs-Jackson
Public Affairs Officer

Nancy Trent
Facilities Management Officer

Fred Peña
Superintendent of Airside Operations

Mario Fabila
Superintendent Airport Operations
Noise Compliance Officer

Lt. John Blood
Acting Superintendent of Security

Chris Kunze
Special Airport Advisor



Long Beach Airport Monthly Noise Updates August 2010

COMMERCIAL LATE NIGHT ACTIVITY

Current Month & Year-To-Date Statistics (10 pm—7 am)

August 2010

| August | | | | CY-T-D 2010 | | |
|--|--------------|--------------|----------------|---------------|---------------|----------------|
| | 2010 | 2009 | %Change | 2010 | 2009 | %Change |
| Air Carrier & Commuter Operations | 2,544 | 2,630 | -3.3% | 19,326 | 20,389 | -5.2% |
| 10pm - 11pm Operations | | | | | | |
| Alaska Airlines / Horizon Air | 0 | 1 | | 0 | 16 | |
| Delta Air Lines / SkyWest Airlines | 2 | 0 | | 3 | 5 | -40.0% |
| FedEx | 0 | 0 | | 0 | 0 | |
| Frontier Airlines | 1 | 0 | | 1 | 0 | |
| JetBlue Airways | 36 | 26 | 38.5% | 252 | 172 | 46.5% |
| UPS | 0 | 0 | | 3 | 2 | 50.0% |
| US Airways | 2 | 1 | | 7 | 6 | 16.7% |
| Total | 41 | 28 | 46.4% | 266 | 201 | 32.3% |
| 11pm - 7am Operations | 2010 | 2009 | %Change | 2010 | 2009 | %Change |
| Alaska Airlines / Horizon Air | 0 | 0 | | 0 | 1 | |
| Delta Air Lines / SkyWest Airlines | 0 | 1 | | 0 | 1 | |
| FedEx | 0 | 0 | | 0 | 0 | |
| Frontier | 0 | 0 | | 1 | 0 | |
| JetBlue Airways | 17 | 10 | 70.0% | 81 | 43 | 88.4% |
| UPS | 0 | 0 | | 1 | 0 | |
| US Airways | 0 | 0 | | 1 | 28 | |
| Total | 17 | 11 | 54.5% | 84 | 73 | 15.1% |
| 10 pm - 7 am Grand Total | 58 | 39 | 48.7% | 350 | 274 | 27.7% |

- 2.3% (58 of 2,544) of total commercial operations occurred between 10 pm—7 am.
- 1.9 flights—Nightly average for all late night commercial flights, includes unanticipated delays.
- 0.6 flights— Nightly average for commercial flights after 11 pm.

AIRCRAFT NOISE VIOLATIONS

Current Month and CY-T-D Statistics for Long Beach Airport

August 2010

| August 2010 | | | | CY-T-D 2010 | | |
|------------------------------------|------------------|-----------------|-----------------|------------------|------------------|-----------------|
| Air Carrier Violations | 2010 | 2009 | % Change | 2010 | 2009 | % Change |
| Alaska Airlines / Horizon Air | 0 | 0 | | 0 | 1 | |
| FedEx | 0 | 0 | | 0 | 0 | |
| Frontier Airlines | 0 | 0 | | 1 | 0 | |
| JetBlue Airways | 26 | 11 | 136.4% | 122 | 43 | 183.7% |
| UPS | 0 | 0 | | 5 | 1 | 400.0% |
| US Airways | 0 | 0 | | 1 | 3 | 66.7% |
| Total | 26 | 11 | 136.4% | 129 | 48 | 168.8% |
| Commuter Violations | 2010 | 2009 | % Change | 2010 | 2009 | % Change |
| Alaska Airlines / Horizon Air | 0 | 0 | | 0 | 0 | |
| Delta Air Lines / SkyWest Airlines | 0 | 1 | | 0 | 1 | |
| US Airways | 0 | 0 | | 0 | 0 | |
| Total | 0 | 1 | | 0 | 1 | |
| Non-Commercial Violations | 2010 | 2009 | % Change | 2010 | 2009 | % Change |
| All GA, Charter & Other | 19 | 16 | 18.8% | 123 | 185 | -33.5% |
| Total Noise Violations | 45 | 28 | 60.7% | 252 | 234 | 7.7% |
| Monetary Fines | | | | | | |
| Airport Monetary Fines Issued | \$3,900 | \$900 | | \$20,700 | \$11,500 | |
| Consent Decree Fines Issued | \$102,000 | \$57,000 | | \$396,000 | \$180,000 | |
| Total Monetary Fines Issued | \$105,900 | \$57,900 | | \$416,700 | \$191,500 | |
| Airport Operations (FAA) | 2010 | 2009 | % Change | 2010 | 2009 | % Change |
| Air Carrier + Commuter Carriers | 2,544 | 2,630 | -3.3% | 19,326 | 20,389 | -5.2% |
| Air Taxi + General Aviation | 27,669 | 24,305 | 13.8% | 198,359 | 178,619 | 11.1% |
| Military Operations | 71 | 76 | -6.6% | 609 | 511 | 19.2% |
| Total Aircraft Operations | 30,284 | 27,011 | 12.1% | 218,294 | 199,519 | 9.4% |

0.2% (45 of 30,284) of the Airport's total aircraft operations (Commercial & GA) resulted in a noise violation.

1.0% (26 of 2,544) of Airport's Commercial Operations (Commercial & Commuter) resulted in a noise violation.

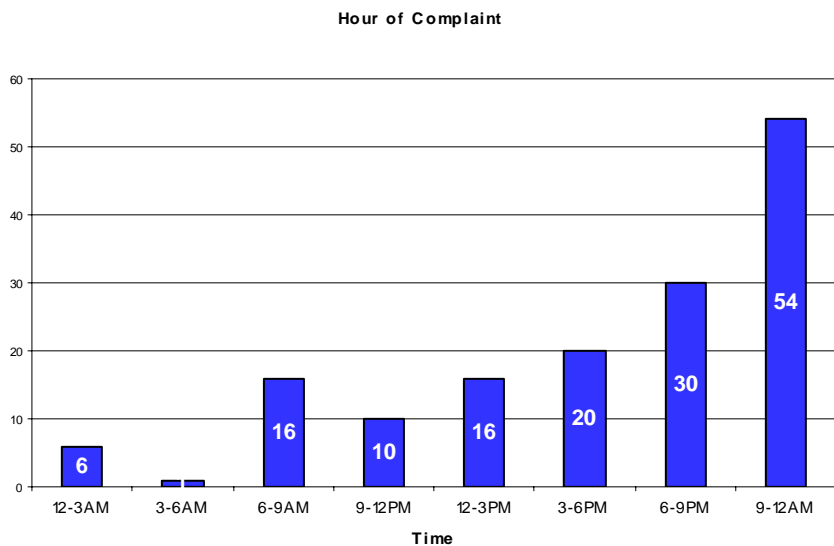
** Note: 39% (47 of 122) of JetBlue's violations for YTD 2010 can be attributed to activity between 10 p.m.—11 p.m. This activity did not meet the criteria for Unanticipated Delay, and therefore a LBMC 16.43 violation of \$300 was issued for each occurrence.

Definitions:

GA — General Aviation

NOISE COMPLAINTS

Complaints per Hour

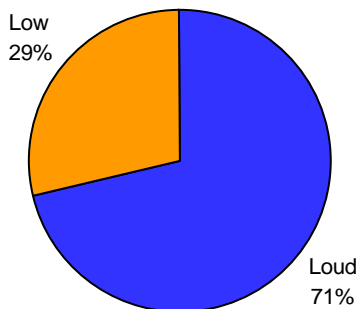


Complaints By Zip Code

| | |
|--------------|------------|
| 90278 | 1 |
| 90740 | 3 |
| 90755 | 1 |
| 90803 | 1 |
| 90804 | 1 |
| 90805 | 4 |
| 90807 | 57 |
| 90808 | 24 |
| 90814 | 2 |
| 90815 | 2 |
| 92626 | 31 |
| 92647 | 1 |
| 92648 | 6 |
| 92649 | 6 |
| UNKNOWN | 13 |
| Total | 153 |

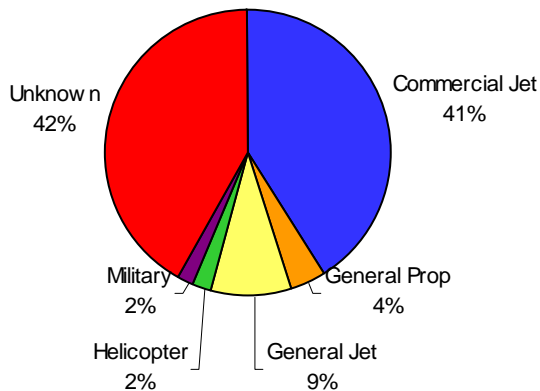
Complaints by Type of Concern

Concern



Complaints by Type of Aircraft

Complaint Aircraft Type



NOISE VIOLATIONS

| OWNERNAME | DATE | TIME | A/D | RWY | TYPE | RMT | SEL | LIMIT | STATUS |
|--|-----------|-------------|-----|-----|------|-----|------|-------|---------------|
| General Atomics Aeronautical Systems, Inc. | 8/1/2010 | 12:19:16 AM | A | 30 | BE20 | 10 | 87.9 | 79.0 | VIOLATION |
| JetBlue Airways Corporation | 8/1/2010 | 1:17:52 AM | A | 30 | A320 | 10 | 94.4 | 79.0 | VIO & ALT ENF |
| JetBlue Airways Corporation | 8/1/2010 | 3:01:32 AM | D | 30 | A320 | 9 | 94.8 | 79.0 | VIO & ALT ENF |
| JetBlue Airways Corporation | 8/2/2010 | 12:37:13 AM | A | 30 | A320 | 10 | 92.5 | 79.0 | VIO & ALT ENF |
| JetBlue Airways Corporation | 8/2/2010 | 11:29:04 PM | A | 30 | A320 | 10 | 94.1 | 79.0 | VIO & ALT ENF |
| JetBlue Airways Corporation | 8/3/2010 | 10:28:16 PM | A | 30 | A320 | 10 | 93.2 | 90.0 | VIOLATION |
| JetBlue Airways Corporation | 8/3/2010 | 11:12:58 PM | D | 30 | A320 | 9 | 95.1 | 79.0 | VIO & ALT ENF |
| Pak West | 8/4/2010 | 12:17:02 AM | A | 30 | SW4 | 10 | 86.8 | 79.0 | VIOLATION |
| SCF Investments LLC | 8/4/2010 | 5:47:45 AM | D | 12 | C340 | 10 | 85.3 | 79.0 | VIOLATION |
| NetJets Sales, Inc. | 8/4/2010 | 11:06:13 PM | D | 30 | GALX | 9 | 84.9 | 79.0 | VIOLATION |
| Ceea Air LLC | 8/5/2010 | 6:19:42 AM | D | 30 | ASTR | 9 | 95.3 | 79.0 | VIOLATION |
| SNA Aircraft Sales, Ltd. | 8/5/2010 | 3:03:16 PM | D | 25R | C501 | 6 | 95.4 | 92.0 | VIOLATION |
| Entrepreneurial Asset Management | 8/5/2010 | 10:53:21 PM | A | 30 | GLF3 | 10 | 92.5 | 90.0 | VIOLATION |
| JetBlue Airways Corporation | 8/5/2010 | 11:31:32 PM | D | 30 | A320 | 9 | 95.4 | 79.0 | VIO & ALT ENF |
| JetBlue Airways Corporation | 8/6/2010 | 11:07:09 PM | D | 30 | A320 | 9 | 94.4 | 79.0 | VIO & ALT ENF |
| JetBlue Airways Corporation | 8/8/2010 | 11:35:04 PM | D | 30 | A320 | 9 | 94.6 | 79.0 | VIO & ALT ENF |
| JetBlue Airways Corporation | 8/9/2010 | 10:39:30 PM | A | 30 | A320 | 10 | 93.7 | 90.0 | VIOLATION |
| West Coast Leasing | 8/12/2010 | 12:18:00 PM | D | 25R | C210 | 6 | 95.3 | 92.0 | VIOLATION |
| Private | 8/12/2010 | 11:14:22 PM | A | 30 | C182 | 10 | 84 | 79.0 | VIOLATION |
| Lindsey Aviation Services | 8/12/2010 | 11:31:13 PM | A | 30 | C210 | 10 | 85.2 | 79.0 | VIOLATION |
| JetBlue Airways Corporation | 8/13/2010 | 12:36:10 AM | A | 30 | A320 | 10 | 93.4 | 79.0 | VIO & ALT ENF |
| Wilmington Trust Company Trustee | 8/13/2010 | 4:01:28 AM | A | 30 | GLF5 | 10 | 88.3 | 79.0 | VIOLATION |
| Private | 8/15/2010 | 11:11:24 PM | A | 30 | LJ45 | 10 | 90.1 | 79.0 | VIOLATION |
| Aircraft Holding Co One LLC | 8/16/2010 | 11:30:12 PM | D | 30 | BE40 | 9 | 88.2 | 79.0 | VIOLATION |
| Delaware Global Operation LLC | 8/17/2010 | 2:25:39 AM | A | 30 | B737 | 10 | 92.7 | 79.0 | VIOLATION |
| Polar Inc. | 8/17/2010 | 5:32:50 AM | A | 30 | CL60 | 10 | 90.2 | 79.0 | VIOLATION |
| JetBlue Airways Corporation | 8/18/2010 | 10:13:42 PM | A | 30 | A320 | 10 | 92.9 | 90.0 | VIOLATION |
| JetBlue Airways Corporation | 8/18/2010 | 11:49:39 PM | A | 30 | A320 | 10 | 93.4 | 79.0 | VIO & ALT ENF |
| JetBlue Airways Corporation | 8/19/2010 | 10:58:10 PM | A | 30 | A320 | 10 | 93.9 | 90.0 | VIOLATION |
| TDC Management LLC | 8/20/2010 | 2:25:19 AM | A | 30 | GLF5 | 10 | 88.3 | 79.0 | VIOLATION |
| Bank of Utah Trustee | 8/20/2010 | 11:07:16 PM | A | 30 | GLF3 | 10 | 92.2 | 79.0 | VIOLATION |
| JetBlue Airways Corporation | 8/22/2010 | 11:37:40 PM | A | 30 | A320 | 10 | 93.2 | 79.0 | VIO & ALT ENF |
| Private | 8/23/2010 | 12:04:04 AM | A | 30 | PA34 | 10 | 84.3 | 79.0 | VIOLATION |
| JetBlue Airways Corporation | 8/23/2010 | 10:11:25 PM | D | 30 | A320 | 9 | 94.2 | 90.0 | VIOLATION |
| JetBlue Airways Corporation | 8/23/2010 | 11:18:42 PM | A | 25R | A320 | 1 | 92.3 | 79.0 | VIO & ALT ENF |
| JetBlue Airways Corporation | 8/25/2010 | 2:34:27 AM | A | 25R | A320 | 1 | 91 | 79.0 | VIO & ALT ENF |
| JetBlue Airways Corporation | 8/25/2010 | 10:12:25 PM | D | 30 | A320 | 9 | 93.9 | 90.0 | VIOLATION |
| JetBlue Airways Corporation | 8/25/2010 | 11:18:37 PM | A | 30 | A320 | 10 | 91.5 | 79.0 | VIO & ALT ENF |
| JetBlue Airways Corporation | 8/26/2010 | 1:37:23 AM | A | 30 | A320 | 10 | 92.3 | 79.0 | VIO & ALT ENF |
| Hawkins Aviation, LLC | 8/26/2010 | 5:47:41 AM | A | 30 | C550 | 10 | 85.2 | 79.0 | VIOLATION |
| JetBlue Airways Corporation | 8/26/2010 | 10:12:05 PM | D | 30 | A320 | 9 | 93.5 | 90.0 | VIOLATION |
| JetBlue Airways Corporation | 8/26/2010 | 11:39:50 PM | A | 25R | A320 | 1 | 92.6 | 79.0 | VIO & ALT ENF |
| JetBlue Airways Corporation | 8/30/2010 | 10:21:01 PM | A | 30 | A320 | 10 | 93.3 | 90.0 | VIOLATION |
| JetBlue Airways Corporation | 8/31/2010 | 10:08:31 PM | D | 30 | A320 | 9 | 92.3 | 90.0 | VIOLATION |
| JetBlue Airways Corporation | 8/31/2010 | 11:10:19 PM | A | 30 | A320 | 10 | 92.6 | 79.0 | VIO & ALT ENF |



Long Beach Airport

4100 Donald Douglas Drive, Long Beach, CA 90808

www.lgb.org • lgbapt@longbeach.gov

Administration • (562) 570-2600

Public Affairs & Noise Abatement • (562) 570-2678

24-Hour Security • (562) 570-2640