



San Pedro Bay Ports Clean Air Action Plan



Fourth Quarter 2009

Clean Air Action Plan Implementation

Milestone Status Report

Port of Los Angeles • Environmental Management
425 S. Palos Verdes Street • San Pedro • CA 90731 • 310-732-3675

Port of Long Beach • Environmental Planning
925 Harbor Plaza • Long Beach • CA 90802 • 562-590-4160


The San Pedro Bay Ports Clean Air Action Plan was developed with the participation and cooperation of the staff of the US Environmental Protection Agency, California Air Resources Board and the South Coast Air Quality Management District.

Clean Air Action Plan (CAAP) Implementation

Fourth Quarter 2009 Status Report

Quarterly Report Summary

- Detailed Milestone Tracking Summary
- Copy of each deliverable completed during the quarter
- Posted on the CAAP website at www.cleanairactionplan.org



EPA Awards San Pedro Bay Ports

- USEPA awarded \$6 million in Stimulus Grant funding to POLB and POLA at its regional press conference on October 1, 2009.



3

Technology Advancement Program

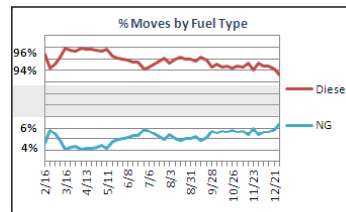
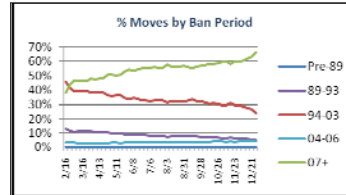
- On October 19, 2009 the Port of Long Beach BHC approved funding to demonstrate an emulsified biodiesel fuel project in cargo-handling equipment.
- The biodiesel fuel will be demonstrated on three top handlers at Ports America (Port of Los Angeles).



4

Clean Trucks Program

- Clean Trucks Program
 - First year a success!
 - Approximately 6,600 trucks in the DTR that meet 2007 emission standards for both ports.
 - Over 65% of truck trips are considered “clean” for both ports.
 - Percentage of trips by Natural Gas trucks continues to increase.



5

VSR Programs



- POLB's 20 nm and 40 nm boundary in the Green Flag Incentive Program compliance rates are 96% and 75%, respectively, as of November 2009
- POLB's BHC approved an extension of the Green Flag Incentive Program through 2010
- POLA's 20 nm and 40 nm boundary in the Green Flag Incentive Program compliance rates are 90% and 50%, respectively, as of November 2009



6

2008 Air Emissions Inventory

- POLB's 2008 Air Emissions Inventory was released 12/21/09.
- POLB's emissions were reduced by 21% for DPM, 12% for NOx, 18% for SOx, and 7% for CO2 equivalent.
- POLA's 2008 Air Emissions Inventory was released 11/5/09.
- POLA's emissions were reduced by 19% for DPM, 9% for NOx, 32% for SOx, and 4% for CO2 equivalent.



7

Overview of Upcoming Milestones

- Continue to implement Clean Trucks Program
- Receive final report for the LNG locomotive demonstration
- Continue to implement Technology Advancement Program
- Continue to track and monitor CAAP implementation
- Clean Air Action Plan Update

8

Quarterly Report
CAAP Milestone Tracking Summary for 4th Quarter 2009
Updated: January 21, 2010

Control Measure	Description	12/31/2009
Section 1 - Introduction	POLB, POLA, CARB, EPA Region 9 have committed to continuing their efforts with the development, review, implementation, update/revision of the CAAP on an annual basis . (p. 1.) Future updates to the CAAP will be completed on an annual basis , and will include opportunity for public input and comments (p. 18)	UNDERWAY Draft CAAP Update will be released for public review First Quarter 2010.
2.2 - Standards	Continue discussions between the Ports and the regulatory agencies to better define both a toxics health risk standard and the criteria emissions reduction standard (“fair share”) for the San Pedro Bay. The goal of these discussions is to develop and present the agreed upon San Pedro Bay Standards to the Ports’ Boards for their approval by Spring 2007 . (p. 27)	ONGOING San Pedro Bay Standards will be included in the CAAP Update.
3.3 - Tracking & Monitoring	Prepare annual CAAP Status Update Report with CAAP update to Board on progress and status. Post progress reports on the CAAP website. (p.42)	COMPLETED This is the 13th CAAP Quarterly Report provided to date.
5.2.1 - SPBP-OGV1: Milestone 8	If compliance with the VSR program does not reach 90% by the end of 2007, the Ports will begin the evaluation process of a tariff that would make compliance compulsory. (p. 82)	As of November 2009, POLB compliance is 96 percent at 20 nm and 75 percent at 40 nm, and POLA compliance is 90 percent at 20 nm and 50 percent at 40 nm.
5.2.2 - SPBP-OGV2	Shore-power infrastructure installed and operational at POLA B90-93 (Cruise Terminal); 2 Berths (Table 5.10:POLA AMP Infrastructure by Berth, p. 90)	Shore power construction on cruise terminal should be complete by First Quarter 2010.
5.2.2 - SPBP-OGV2	Shore-power infrastructure installed and operational at POLA B224-236 (Evergreen); 1 Berths (Table 5.10:POLA AMP Infrastructure by Berth, p. 90)	Evergreen's shore-side infrastructure construction is complete. POLA expects to commission the system by Spring 2010.
5.5.1 - SPBP-RL1: Milestone 3	LNG locomotive demonstration. Starting 1st quarter 2007 and ending 1st quarter 2008 . (p. 129)	UNDERWAY The LNG locomotive demonstration is complete. Draft technical report was reviewed by port staff and is anticipated to be finalized in January 2010.