

i-team Update to Public Safety Committee

January 25, 2018



ECONOMIC DEVELOPMENT




BIZPORT PILOT RELEASED

INCREASED INVESTMENT
FOR CIVIC INNOVATION TO
\$3.6 MILLION



- BLOOMBERG PHILANTHROPIES • SBA
- MICROSOFT • CODE FOR AMERICA
- KNIGHT FOUNDATION

INSPECTOR GADGET:
BUILDING + INSPECTION
PROCESS IMPROVEMENTS



UNIVERSITY INNOVATION PARTNERSHIPS

8 RESEARCH PROJECTS

8 FELLOWSHIPS

- USC • DESIGNMATTERS • CSULB



CREATED
10- YEAR
ECONOMIC
DEVELOPMENT PLAN

LONG BEACH
INNOVATION WEEK

OUR FOCUS

“We aim to understand the experience of high frequency offenders that interact frequently with the Public Safety Continuum.”

Questions of Interest

What are the reasons a high frequency offender may repeatedly commit crime?

What are the resources high frequency offenders need in order to break the cycle of crime?



DATA ANALYSIS

101,408

ANALYZED OFFENSES



53,592

TOTAL OFFENDERS

14,942

REPEAT OFFENDERS

Five years of Arrest & Citation Records between **January 2012** and **December 2016**

ANALYZED OFFENSES



Account for **62%**
of the 101,408 analyzed
offenses



Five years of Arrest & Citation Records between **January 2012** and **December 2016**



REPEAT OFFENSES


OFFENDER
POPULATION

NUMBER OF OFFENSES

1%




2%




High
Frequency
Offenders

5%



15%



Other
Repeat
Offenders

25%




50%



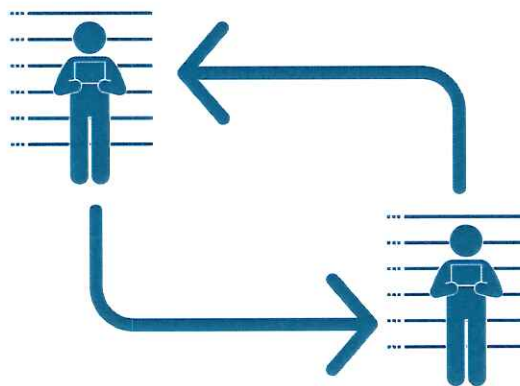
Five years of Arrest & Citation Records between **January 2012** and **December 2016**

HIGH FREQUENCY OFFENDERS




875

HIGH FREQUENCY OFFENDERS



15,677

OFFENSES



15%

ALL OFFENSES

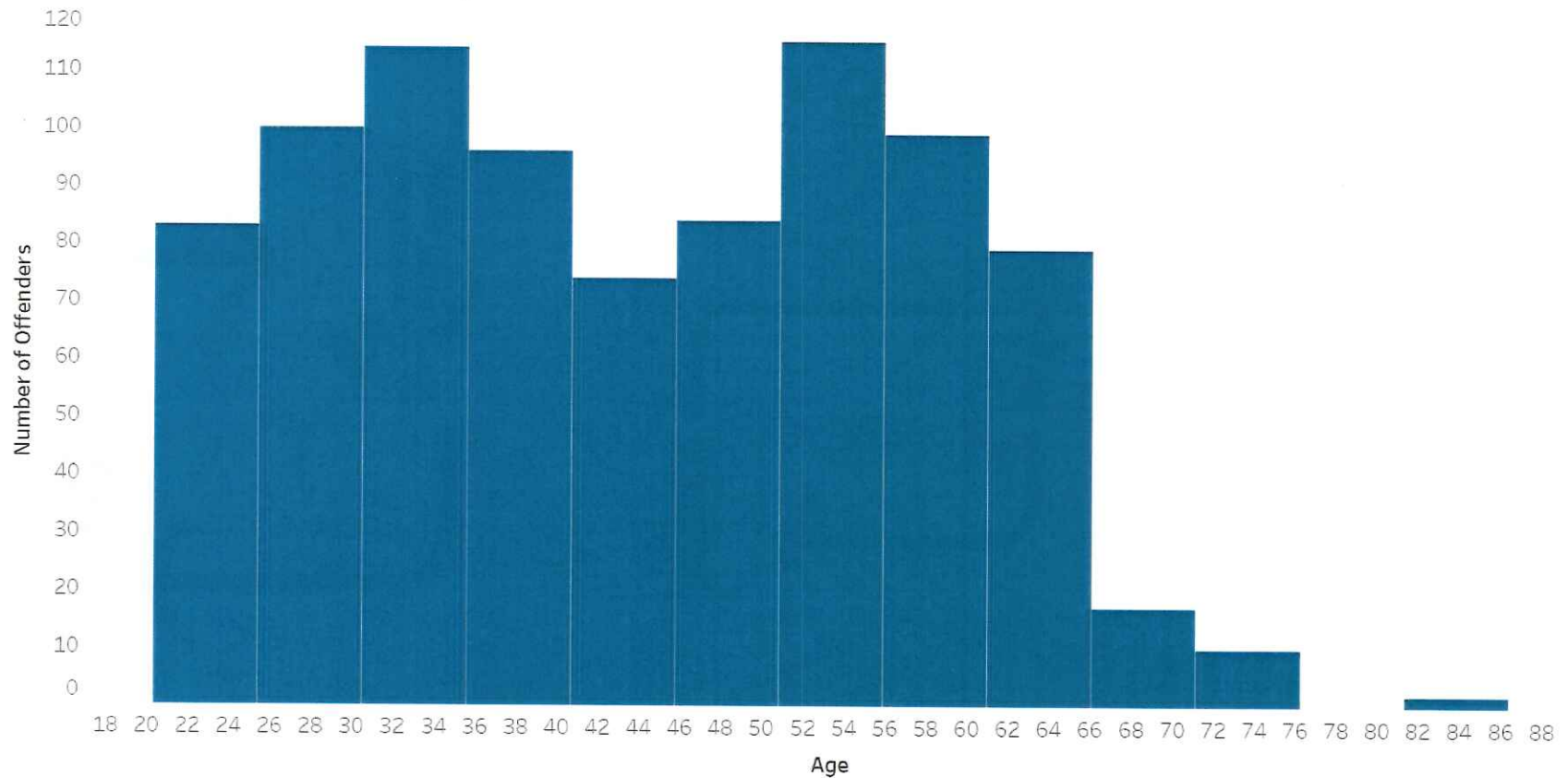
Five years of Arrest & Citation Records between January 2012 and December 2016



LONG BEACH
INNOVATION TEAM

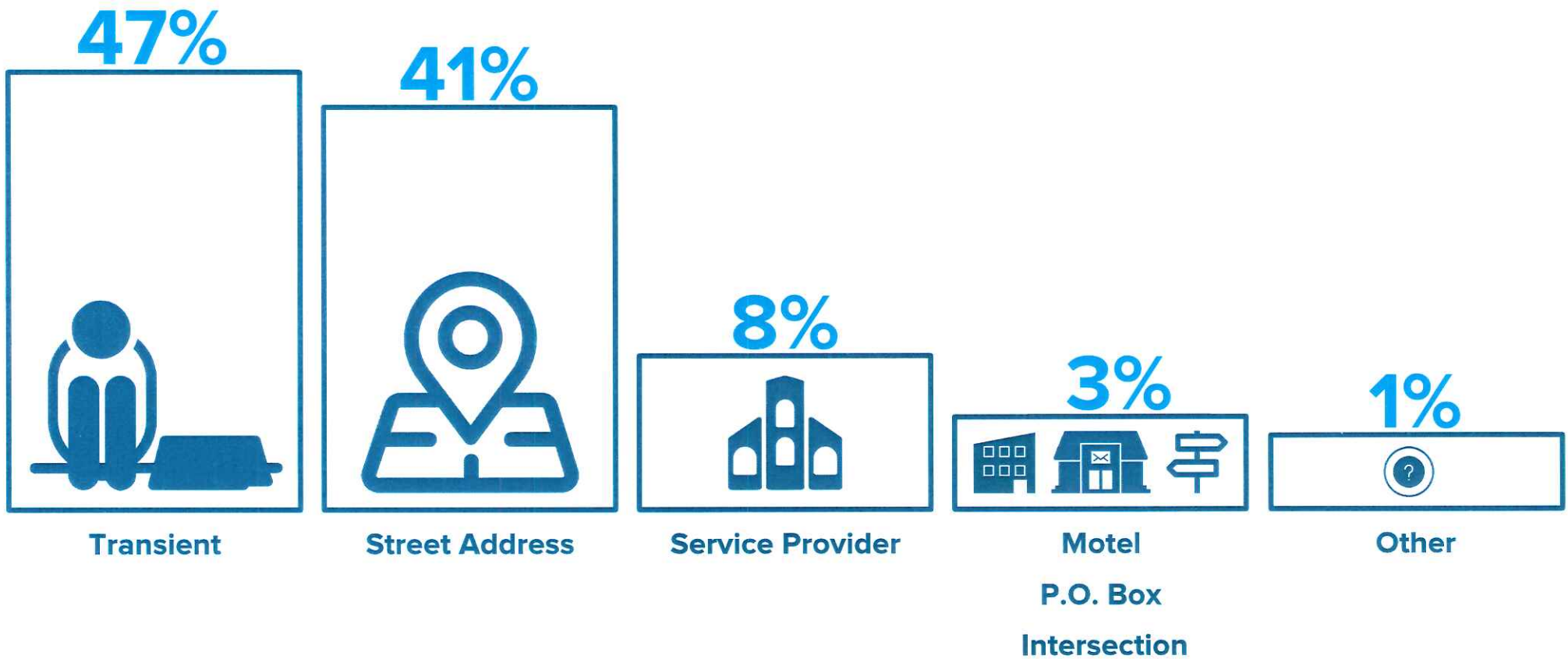
HIGH FREQUENCY OFFENDERS

High Frequency Offender Age Distribution



Five years of Arrest & Citation Records between **January 2012** and **December 2016**

ADDRESSES OF HFO POPULATION



HIGH FREQUENCY OFFENDER MISDEMEANORS

85%

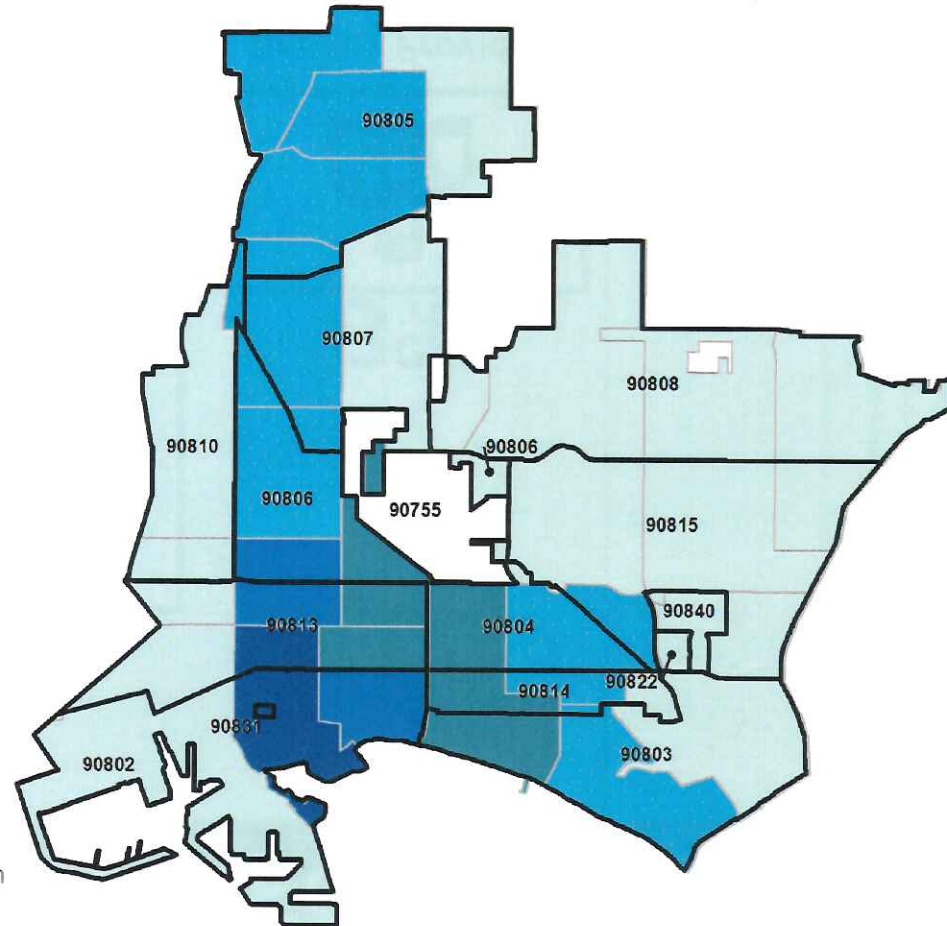
of all HFO offenses
are misdemeanors

14%

Felonies

1%

Infraction/Other



Misdemeanors by Police Beat



Five years of Arrest & Citation Records between
January 2012 and December 2016

TOP HFO OFFENSES

Possession Open Container
14% (2,207 Offenses)

Public Consumption
11% (1,774 Offenses)

Park/Beaches- Loitering
9% (1,354 Offenses)

Park/Beaches-No Camping
6% (946 Offenses)

Failure to Appear After Written PR
4% (602 Offenses)

Drunk, Alcohol
4% (597 Offenses)

Possession Unlawful Paraphernalia
3.8% (588 Offenses)


Possession Controlled Substance
2.6% (422 Offenses)

Violation of Parole
2% (316 Offenses)

Littering
2% (307 Offenses)

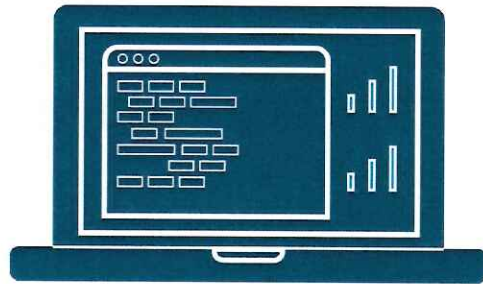
Five years of Arrest & Citation Records between January 2012 and December 2016

QUALITATIVE RESEARCH



**OBSERVATION
SITE VISITS**

12



**DATA LANDSCAPING
SYSTEMS**

12



**OFFENDER
INTERVIEWS**

26



**SUBJECT MATTER
EXPERT
INTERVIEWS**

21

RESEARCH INSIGHTS



Design Objectives

46
INSIGHTS

200 HOURS

SYNTHESIS SESSIONS

56 HOURS

TRANSCRIPTION & NOTES

168 HOURS

USER IN-DEPTH INTERVIEWS, SUBJECT MATTER EXPERT INTERVIEWS, FOCUS GROUPS, SITE VISITS

RESEARCH THEMES

AFFIRMATION
FROM PEOPLE



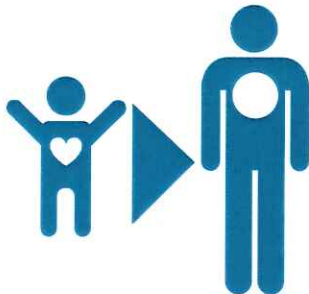
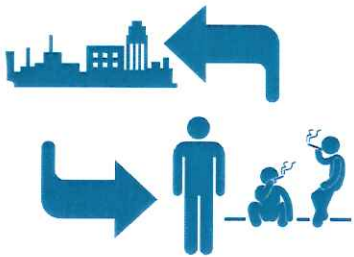
LACK OF FAMILY
SUPPORT FOR
YOUTH

RELATIONSHIPS
& SKILLS

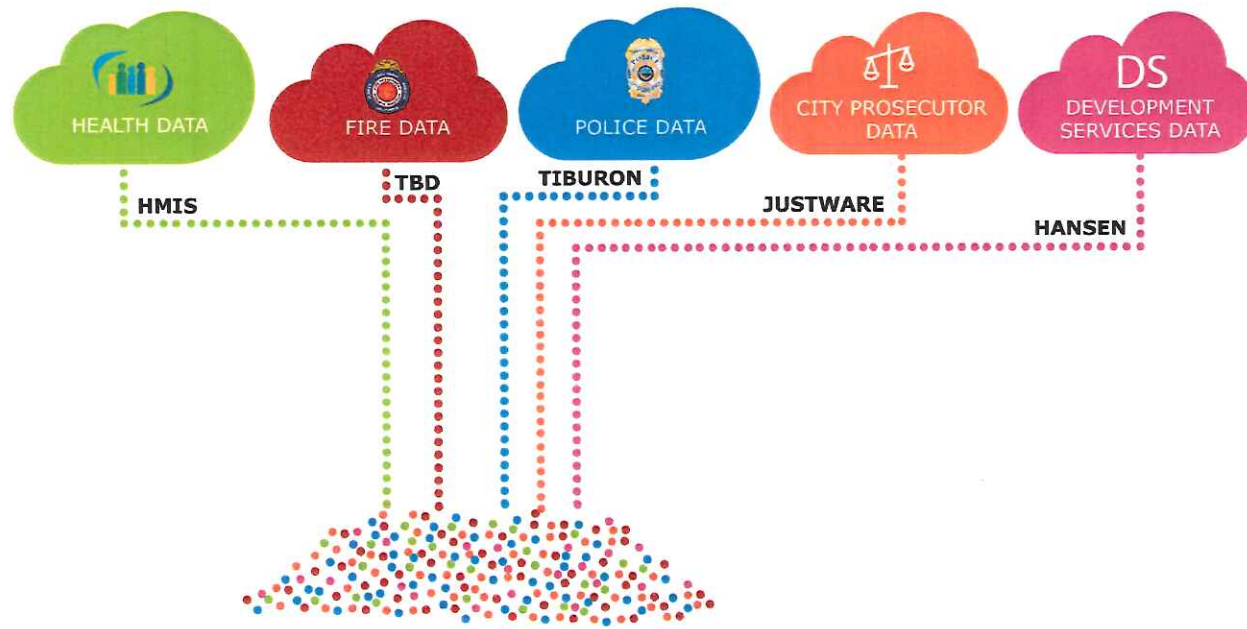
POLICE &
COMMUNITY

STRUCTURE
OF THE
JUSTICE
SYSTEM

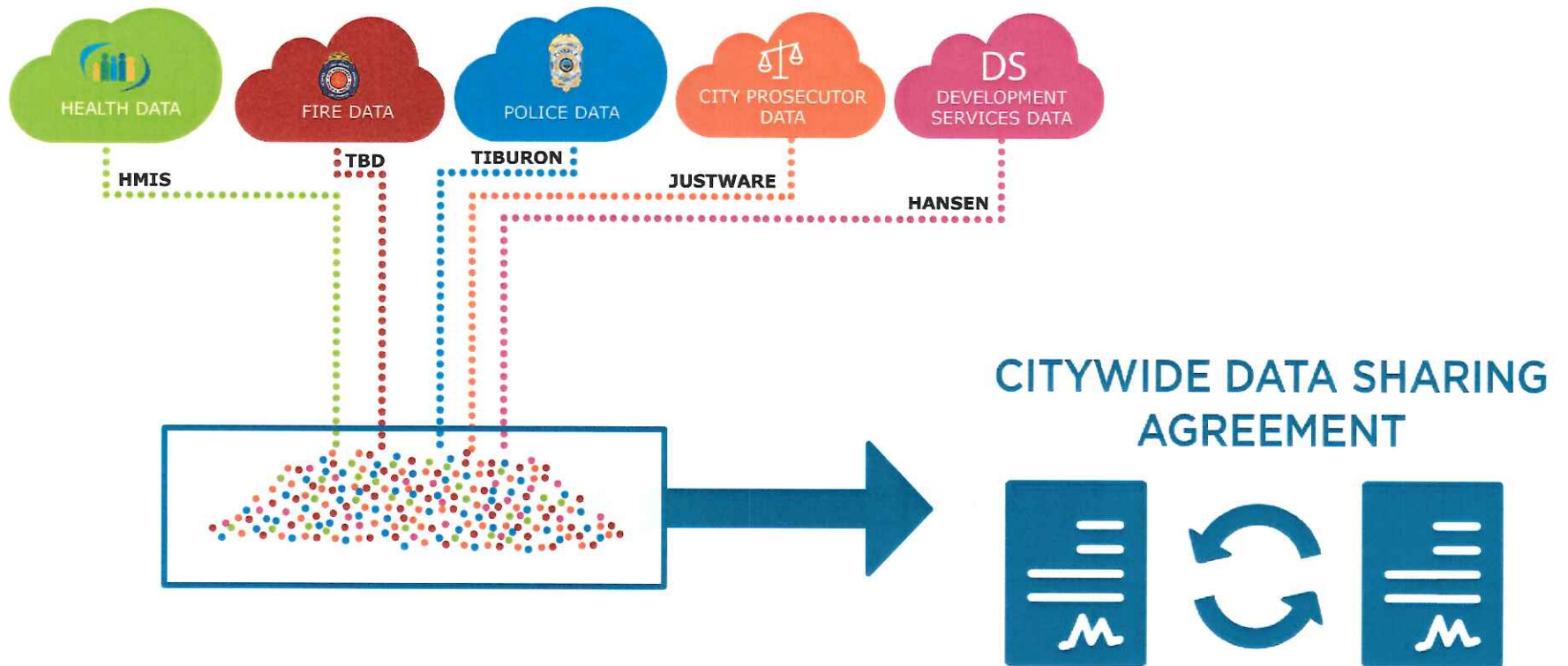
JAIL &
PRISON



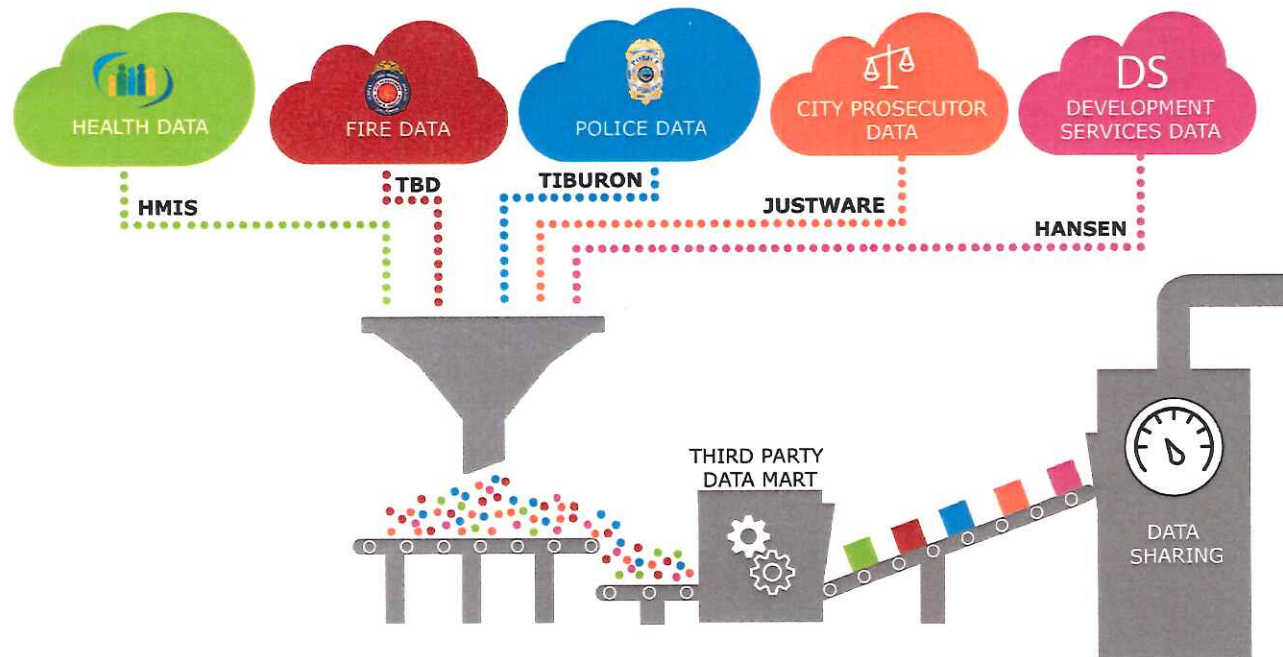
DATA WAREHOUSE



DATA WAREHOUSE



DATA WAREHOUSE

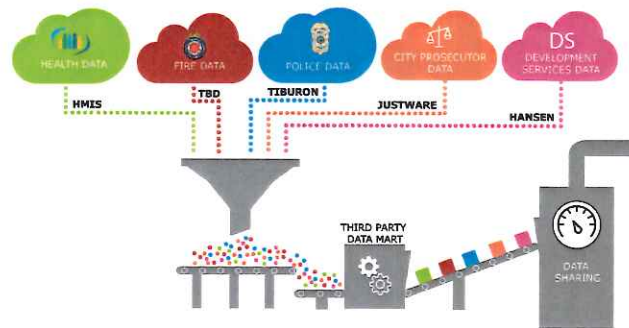


LONG BEACH JUSTICE LAB


Citywide Data Agreement



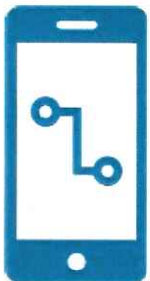
Data Warehouse



Multi-Disciplinary Team



Guides App



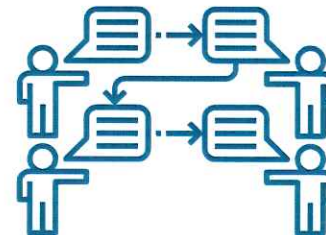
Open Data



Clinician in Jail



Their Story



CSULB Rising Scholars Education Lab



NEXT STEPS

2018 & Beyond

- Finalize Metrics
- Rollout Communications Plan
- Develop Frameworks to Analyze Initiatives
- Recommendations for Full Implementation