

H-15

May 10, 2022

HONORABLE MAYOR AND CITY COUNCIL
City of Long Beach
California

RECOMMENDATION:

Receive the supporting documentation into the record, conclude the public hearing, and adopt a Resolution amending the Master Fee and Charges Schedule. (Citywide)

DISCUSSION

City Council approval is requested for the list of proposed Mid-Year Fee Adjustments for Fiscal Year 2022 (FY 22), which describes the proposed changes to the City of Long Beach's (City) Master Fee and Charges Schedule. As part of the annual Budget Adoption process, the City Council last reviewed and amended the Master Fee and Charges Schedule for specified City services on September 7, 2021. Fees are required to cover the cost of service except where the City Council finds greater public benefit through the use of a lower fee. On September 5, 2017, the City Council adopted an amended Financial Policy on User Fees and Charges, which reads:

User Fees and Charges Will be Set at the Cost of the Service

Background - Fees and associated charges are associated with recovering the cost of providing a service. The City can charge up to the full cost of providing a service.

Policy –

- a. Fees will be set at a level to fully recover costs, except where there is a greater public benefit through use of a lower fee, such as where full recovery may adversely impact overall revenue or may discourage participation in programs where the participation benefits the overall community.
- b. The City Manager will establish a process for in-depth review of all fees over time. The review, while eventually covering all fees, should emphasize those that have or may have significant subvention (may not be at full cost).

City staff may recommend fees that are not set at the full cost of service, or the City Council may choose not to adopt a fee with full cost recovery because it would negatively impact the public good. Specific new fees are being introduced to address the demand and provision for City services. Charging a fee allows residents the benefit of a service that may otherwise not be possible without sufficient revenue to offset the cost of providing the service. Some City services in low demand may not initially be assigned a fee. However, if demand increases, there may be a need to evaluate the service and propose a fee that aligns with the cost of the service being provided. Changes in the regulatory environment may also result in new fees being developed.

HONORABLE MAYOR AND CITY COUNCIL

May 10, 2022

Page 2

Bi-annual fee adjustments, deletions, and additions are the process by which the broad-based changes to fees are presented to the City Council and the public for consideration. The proposed fee changes currently being presented to the City Council represent the FY 22 Mid-Year Fee Adjustments, which immediately take effect upon adoption. The next citywide fee adjustment process will occur during the FY 23 Budget Adoption process and will take effect on October 1, 2022.

In FY 19, City staff initiated an updated citywide fee study to conduct a comprehensive cost of service analysis for the City's numerous fees and charges for services across various City departments. The study is a multi-year effort that started with the Development Services, Health and Human Services, and Parks, Recreation and Marine Departments. On April 6, 2021 and May 4, 2021, City staff provided an update on the study to the City Council for these departments. On May 18, 2021, the recommended fee changes based on each department's study were approved as part of a FY 21 mid-year adjustment to the Master Fees and Charges Schedule. The second round of the study included the Energy Resources and Public Works Departments. On February 1, 2022, City staff presented the results of the cost of service studies to the City Council. Each department's proposed new, adjusted, and deleted fees related to the cost of services studies are listed in the List of Department Recommendations (Attachments A1 and A2). The proposed changes are based on the recommendations from the completed fee studies (Attachments B1 and B2). In addition to changes related to the cost of services studies, proposed fee changes also include other fee recommendations from departments necessary for administrative and operational purposes (Attachment C).

This matter was reviewed by Deputy City Attorney Anita Lakhani on April 25, 2022 and by Revenue Management Officer Geraldine Alejo on April 22, 2022.

TIMING CONSIDERATIONS

City Council action is requested on May 10, 2022, to increase cost-recovery as soon as possible. The City Council must adopt the attached Resolution for fee adjustments to be implemented.

FISCAL IMPACT

As part of the adopted budget for a fiscal year, the Master Fees and Charges Schedule is evaluated and adjusted accordingly for the natural growth in the cost of providing services. However, mid-year changes may be required to align fees and charges to changes in costs, services, or operations after budget adoption. The annual revenue changes from the proposed fee changes described in Attachments A and C are theoretical estimates based on anticipated service usage in FY 22. Annual revenue changes are theoretical and may not result in changes to budgeted revenues by the same amount. Changes to budgeted revenues are evaluated holistically as part of the budget process and will consider various factors, including each department's current revenue commitments to support its operations, stability of a revenue source, and market or economic conditions.

The proposed FY 22 mid-year fee adjustments are estimated to result in a net theoretical revenue increase of \$383,679 in all funds, with an increase of \$442,242 in the General Fund Group. In other fund groups, the estimated annual revenue change resulting from the proposed

fee changes is an overall reduction of \$58,563. This net revenue decrease in other funds is comprised of revenue reductions in the amount of \$104,525 in the Gas Fund Group and \$14,968 in the Civic Center Fund Group, as well as estimated revenue increases of \$60,000 in the Development Services Fund Group, \$900 in the Health Fund Group, and \$30 in the Tidelands Operating Fund Group.

Proposed Fee Changes - Cost of Services Studies

The City selected an independent consultant to perform a comprehensive and detailed cost of service analysis for each City department. This multi-year effort continues with the Energy Resources and Public Works Departments. Across both departmental studies, the consultant worked closely with City staff to identify services offered by each department, calculate the full cost of service, including labor, benefits, materials, supplies, and overhead/administrative expenditures, and identified subsidies per service. Each study's findings and associated department recommendations were presented to the City Council on February 1, 2022. A summary of study findings for cost recovery and subvention rates at the current fee rates and revenue levels is as follows:

Cost Recovery and Subvention Rates Based on Current Fee Levels					
Department	Total Calculated Service Cost	Current Fee Revenue	Total Profit/ (Subvention)	Cost Recovery %	Subvention %
Energy Resources	\$9,824,891	\$8,320,666	(\$1,504,225)	85%	15%
Public Works	\$4,220,930	\$3,300,455	(\$920,475)	78%	22%

Each study provided recommended fee levels to align with full cost recovery and eliminate subsidies. While most proposed fee changes by the departments align with the study recommendations, department recommendations will differ in certain areas based on various factors, including the COVID-19 pandemic's impact on the community and rate increase impacts to participation. Increasing fees at the rates suggested by the studies to achieve cost recovery is a significant policy decision by the City Council as there are two competing goals – (1) keeping the cost of services and development low to the community; or (2) achieving less subsidy and higher cost recovery through increased financial participation by the direct user. City Council input on these concepts is welcomed as the project moves forward.

If the proposed fee changes are approved, the theoretical revenue impact from the proposed changes is estimated at \$334,777, comprised of a \$439,302 increase in the General Fund Group and a \$104,525 decrease in the Gas Fund Group. Due to the large number of proposed fee changes based on the studies, the following discussion will highlight and summarize key changes with estimated revenue impacts from the proposed changes. Individual proposed fee changes are detailed in Attachment A.

Long Beach Energy Resources

Based on the Energy Resources Department's study recommendations, the department is proposing various changes across its various services primarily related to development and construction. This includes new fee structures to align with service provision, as well as both fee increases and decreases. Overall, the department is recovering 85 percent of its costs

across all services reviewed by the study. Further, while the study identified several areas across all bureaus where fees must be increased to align with the full cost of service, it also identified areas where the department had been over-collecting costs and fees must be decreased. For example, the department is proposing fee reductions for feed analysis, project administration, and processing engineering agreements with outside agencies which will address the over-recovery of costs in its construction & pipelines service area. The department is also recommending no changes to other customer and utility services fees. This includes fees where the study agreed with the current rates such as those for service establishment, meter installation, and meter repair. Additionally, recommendations for no changes also extend to the various customer and utility services fees that will continue below full cost recovery such as missed appointments, re-connections for residential and non-residential units, and duplicate bills. The department will continue to subsidize these services as increases may result in financial hardship to customers during this rebound period from the pandemic. If the department recommendations are approved, a net theoretical revenue decrease of \$104,525 is anticipated in the Gas Fund Group and includes revenue reductions from fee decreases in areas where rates are currently set higher than the cost of service.

Public Works

The Public Works Department cost of services study evaluated fees and charges across various service categories: engineering, traffic engineering, field operations, and stormwater. Overall, the study found that that the department is currently recovering 78 percent of its cost of service. Department recommendations include various rate increases and rate decreases to meet cost recovery and operational needs, as well as changes to fee structures to better streamline processes. If approved, the department recommendations are anticipated to result in a net theoretical revenue increase of \$439,302 in the General Fund Group. New structures are proposed to align with service provision for various services including permit inspections and temporary street occupancy. Rate decreases are recommended for areas where the department is currently charging higher than the calculated cost of service and includes public art permits, traffic control plan review, tract map review, and street & alley vacations. Finally, department recommendations also propose to phase-in cost increase for popular services including driveway tip and curb painting on request, preferential parking, and no parking sign fees. While the study is recommending substantial fee increases to align with the cost of service, the department will continue subsidize these services with fee increases spread over the next three years to avoid a steep spike in costs to the community.

Other Proposed Fee Changes

City Manager

Cannabis Social Equity Program Fee

Per LBMC Chapter 5.92, as part of the social equity program, adult-use cannabis businesses must meet certain equity requirements, including hiring individuals who qualify for the equity program and ensuring that they perform at least 40 percent of the business' work hours. Since 2008, the City has charged a \$2,500 fee to offset the cost to manage the social equity program including public outreach, eligibility verification, and program compliance. The social equity fee was charged only to cannabis businesses that do not qualify for the cannabis social equity

program and was established at the onset of the program. The fee has since been reviewed as part of the City Manager's Cost of Services Study, which has not yet been presented to the City Council, and preliminary study findings recommend a fee decrease to align with actual service cost. The department proposes to expedite this fee change in advance of the City Council presentation of final study findings and reduce the fee from \$2,500 to \$1,545. The proposed change is anticipated to result in a reduction of approximately \$115,000 in revenue annually.

Development Services

Additional Electrical Plan Check for Title 24 Energy

Title 24 of the California Building Code promotes energy efficiency in new construction and any new installations or retrofits in existing buildings. The Development Services Department previously charged a Title 24 electrical plan check fee to offset cost related to the increased review associated with Title 24 standards. In FY 17, the fee was inadvertently removed from the Master Fees and Charges Schedule. The department is currently assessing this fee to customers at a rate of \$11.20 per 1,000 square feet but not less than \$96.90. To align the Master Fees and Charges Schedule to department operations, the department is requesting to reinstate the fee at a revised rate of \$0.0224 per square foot, but not less than \$100 (or \$22.40 per 1,000 square feet). The proposed rate will align with existing fees for similar work and is calculated based on the same methodology applied as part of the Development Services Cost of Services Study. The proposed fee is anticipated to generate \$60,000 in annual revenue.

Termination of Notice of Lien

To encourage property owners to comply with notices to remedy deficiencies on their properties, the Code Enforcement Bureau of the Development Services Department will issue administrative citations. In some instances, property owners refuse to pay these citations. To ensure that these citations are eventually paid, City staff works with the City Treasurer's Office and the County of Los Angeles to impose liens on the properties. Staff determined that the work to remove the liens is equivalent to the work required to prepare the liens. The Development Services Department is requesting that the fee to terminate notice of a lien in the substandard, weed abatement, abandoned vehicles, and vacant buildings programs be increased from \$60 to \$165, which is the same as the fee to prepare a lien. Staff terminates notice of a lien approximately 1,200 times per year. The proposed changes were reconsidered after the Development Services Department Cost of Services Study recommendations were approved by the City Council on May 18, 2021, due to the recalculated amount of time it takes to terminate the notice of the lien. The proposed fee increase is anticipated to increase annual revenues by approximately \$120,000.

Inclusionary Housing In-Lieu Fees

On February 2, 2021, the City Council established inclusionary housing in-lieu fees for residential ownership and rental development projects. Developers may pay these fees in-lieu of constructing the required inclusionary units. In-lieu fee revenue will be deposited into a Housing Trust Fund and used specifically to support the inclusionary housing program. Estimated annual revenues are currently unknown, and the rates will vary based on residential

development type (i.e., rental or ownership). Further, the rate will depend on the year the application is first presented for approval. In accordance with City Council direction on November 9, 2021 to apply an annual adjustment, the department proposes the following rate structure which begins with applications submitted during calendar year 2021 and applies annual rate adjustments based on the change in new home values for Los Angeles County, as published by the Real Estate Research Council:

Inclusionary Housing In-Lieu Fee	Fee
Rental Residential Development	
Rental Residential Developments- Year 1 (01/01/2021-12/31/2021)	\$20.80 multiplied by the entire leasable area of the residential development OR for a fractional inclusionary unit shall be the product of such fraction multiplied by \$375,400.
Rental Residential Developments- Each Subsequent Year (Annually from 01/01/2022)	If submitted during calendar year 2022 or any subsequent year, the prior year fee shall be adjusted by the annual percentage change in new home values for Los Angeles County as published by the Real Estate Research Council.
Ownership Residential Development	
Ownership Residential Developments- Year 1 (01/01/2021-12/31/2021)	\$14.00 multiplied by the saleable area of the residential development OR the for a fractional inclusionary unit shall be the product of such fraction multiplied by \$413,300.
Ownership Residential Developments- Each Subsequent Year (Annually from 01/01/2022)	If submitted during calendar year 2022 or any subsequent year, the prior year fee shall be adjusted by the annual percentage change in new home values for Los Angeles County as published by the Real Estate Research Council.

Health and Human Services

Annual Permit for Soft Serve Ice Cream and Frozen Yogurt

The Health and Human Services Department currently charges annual permit fees to dairy soft serve ice cream, non-dairy soft serve ice cream, and frozen yogurt units. The assessed fee rates are set according to the California Department of Food and Agriculture (CDFA), with 15 percent of each permit fee remitted to the CDFA. The remainder of the permit fee revenue remains in the Health Fund to cover the program’s operating costs, including lab sampling, inspections, and administration of permits. Effective January 1, 2022, the State increased the annual permit fees to \$342. As a result, the department is requesting to increase its fees from \$333 to \$342 to align its fees to those set by the State. Anticipated annual net revenue change to the City is estimated at \$900.

Annual Health Permit and Plan Check Fees for Shared-Use Cannabis Manufacturing

On July 13, 2021, the City Council adopted a new ordinance to allow shared-use cannabis manufacturing. The Long Beach Municipal Code (LBMC) currently allows for the licensing and regulation of cannabis manufacturing facilities. However, each licensed location is limited to

one operator conducting manufacturing activities at the licensed premises. The shared-use manufacturing license will allow for multiple cannabis manufacturers to operate out of a single space, similar to a shared-commercial kitchen, whereby multiple businesses can rent a single facility, at separate times, to prepare their products for consumers.

The Health and Human Services Department is proposing to establish a fee structure specific to shared-use cannabis manufacturing that will include the annual health permit and plan check fees necessary to inspect and regulate these facilities in accordance with California Health and Safety Code and LBMC regulations. The recommended fee structure is set at cost recovery and based on existing fees for adult use cannabis manufacturer, shared food facility tenant, and food processor plan check fees which are similar in scope and City staff time. Furthermore, the propose annual permit fees for shared-use cannabis manufacturing facility include additional costs to reflect the increased City staff time required for these types of inspections including maintenance of common-use areas, sanitization between tenants, review of tenant use schedules, and security protocols for tenant access.

The department is currently engaged in a cost of services study for its Environmental Health fees, including shared-use cannabis manufacturing. Establishing a fee structure, based on preliminary study findings, is needed to support the work specific to this new program in advance of a completed cost of services study. Upon completion of the cost of services study, if needed, the Health and Human Services Department will return to the City Council with study findings and proposed adjustments to these fees. At that time, additional analysis may also be available comparing the City’s rate structure to other environmental health agencies with similar and comparable programs. As this is a new program, the estimated revenue impact from the following proposed fee structure are currently unknown and will be based on the number of shared-use facilities in the City:

Fee Title	Fee	Unit of Service
Annual Permits		
Shared Use Cannabis Manufacturing Facility: 1-1,999 sq. ft manufacturing	\$1,755.00	Annual Permit
Shared Use Cannabis Manufacturing Facility: 2,000-5,999 sq. ft manufacturing	\$2,140.00	
Shared Use Cannabis Manufacturing Facility: 6,000+ sq. ft manufacturing	\$2,525.00	
Shared Use Cannabis Manufacturing Tenant	\$159.00	
Plan Check Fees		
PC: New Shared Use Cannabis Manufacturing Facility, 1-1,999 sq. ft	\$1,075.00	Each Plan
PC: New Shared Use Cannabis Manufacturing Facility, 2,000-5,999 sq. ft	\$1,670.00	
PC: New Shared Use Cannabis Manufacturing Facility, 6,000+ sq. ft	\$1,970.00	
Minor Remodel - Plan Review	1/2 of Appropriate Plan Check Fee	

Fee Title	Fee	Unit of Service
PC: Shared Use Cannabis Manufacturing Facility - Tenant, 1-1,999 sq. ft	\$537.50	Each Plan
PC: Shared Use Cannabis Manufacturing Facility - Tenant, 2,000-5,999 sq. ft	\$835.00	
PC: Shared Use Cannabis Manufacturing Facility - Tenant, 6,000+ sq. ft	\$985.00	
Consultation	\$139.00	Each Plan 1.5 hours, then \$76/hr. thereafter
Cannabis - Reinspection Fee	\$240.00	Each reinspection

Parks, Recreation and Marine

Visiting Vessel FOB Key Charge

The Parks, Recreation and Marine Department charges a fee to visiting customers that stay at Shoreline Marina. The FOB key is manually programed in the Marina office to provide access to enter and exit the dock, then is disabled following a guest’s departure. The department proposes to increase the FOB key charge from the \$5 to \$10 per key to cover staff and materials. Further, the increase is anticipated to incentivize guests to properly maintain and return the FOB key, reducing the need to replace lost FOB keys. The fee increase is estimated to generate \$250 in annual revenue.

Live Aboard Key Deposit

The Parks, Recreation and Marine Department issues a hard key to live-aboard boat owners at Shoreline Marina for access to the dock gates in case the electronic FOB system malfunctions. The current deposit is \$105 per key, which will be refunded if the key is returned. To align the live aboard key deposit rate to deposit rates charged for restroom and mail box keys at Shoreline Marina, the department proposes to decrease the key deposit charge to \$100. The proposed changes are anticipated to result in an annual revenue decrease of \$250.

Dry Boat Storage Wait-List Fee

The Parks, Recreation, and Marine Department currently offers dry boat storage at Marine Stadium and maintains a wait-list for potential renters. Currently, the department charges a \$32 one-time fee to customers requesting to place themselves on the wait-list. The fee is used to cover administrative costs associated with managing the wait-list and deter individuals who have not yet purchased a boat from placing themselves on the wait-list for storage space. The department proposes to increase the wait-list fee to \$33, which will then align with the department’s other one-time, wait-list fee for shore mooring for small vessels at the Peninsula and Bayshore storage racks. The estimated annual revenue change for the proposed fee increase is \$30.

Microchip

The Parks, Recreation and Marine Department charges a microchip fee for microchipping pets which are redeemed or adopted from Long Beach Animal Care Services. The current fee is \$25 per microchip and was included and confirmed at full cost recovery as part of the Parks, Recreation, and Marine Department’s Cost of Services study. The department has since reviewed the fee in accordance with the study’s methodology, including City staff costs associated with providing the service. Based on review, the department proposes to reduce the fee from \$25 to \$15 per microchip. The proposed change will align with cost recovery, and promote affordable, fair and equitable access to department services. The proposed fee change is estimated to reduce annual revenues by \$2,060.

Public Works

Parking Management, Civic Center Structure – Transient Parking and Library Validation

The Public Works Department proposes to restructure its transient parking and library validation rates at the Civic Center parking structure. The proposed changes will improve the customer experience and address parking equipment limitations by eliminating change requirements, simplifying the rate structures, and increasing the time increment before the maximum rate is charged to patrons. The current transient parking rate at Civic Center parking structure is free for the first 30 minutes, and then \$1.75 for every 20 minutes beyond the initial 30 minutes, with a \$12 daily maximum rate. The department proposes to increase the transient parking rate by \$0.25 to a revised rate of \$2, but extend the time increment and charge patrons for every 30 minutes beyond the initial 30 minutes, with the maximum daily rate remaining at \$12. Under the proposed structure, the amount of time covered by the maximum rate of \$12 will increase from around 2 hours and 40 minutes to 3 hours. Furthermore, to align its library validation rates to these revised transient parking rates, the department also proposes to restructure the library validation rates from the current \$1.75 for the first 2 hours to \$2 for the first 3 hours. While the validation rate charged to the patron is increasing by \$0.25, the validation period will be extended by one hour. The following proposed changes to the current transient parking and library validation rates are anticipated to result in an estimated annual revenue decrease of \$14,968:

Current Rates

Time	Charge
Transient Parking	
First 30 minutes	Free
Every 20 minutes, following first 30 minutes	\$1.75
Maximum Charge (Reached at 2 hours and 40 minutes)	\$12.00
Library Validation	
First 2 Hours	\$1.75

Proposed Rates

Time	Charge
Transient Parking	
First 30 minutes	Free
Every 30 minutes, following first 30 minutes	\$2.00
Maximum Charge (Reached at 3 hours)	\$12.00
Library Validation	
First 3 Hours	\$2.00

HONORABLE MAYOR AND CITY COUNCIL

May 10, 2022

Page 10

SUGGESTED ACTION:

Approve recommendation.

Respectfully submitted,



KEVIN RIPER

DIRECTOR OF FINANCIAL MANAGEMENT

ATTACHMENTS

APPROVED:



THOMAS B. MODICA
CITY MANAGER

PROPOSED NEW AND ADJUSTED FEES

Fee Name	Current Fee	Requested Fee	Per	Theoretical Annual Revenue Change*	Fund Group	Cost of Service Study Recommendations
DEPARTMENT: ENERGY RESOURCES						
CUSTOMER SERVICE FEE SCHEDULE						
Meter Tampering Reset	\$110	Reset within one year - \$150 per meter Reset more than one year - \$355 per meter	Per meter	\$900	Gas	Reset Charge: Within one year - \$150 per meter More than one year - \$355 per meter
Unauthorized Removal/Damage Lock/Flathead	\$52	Flathead Damage - \$120 per meter Unauthorized Lock Removal - \$30 per meter	Per incident.	\$16,200	Gas	Flathead Damage - \$120 per meter Unauthorized Lock Removal - \$30 per meter
ENGINEERING & INSPECTION SUPPORT						
Engineering Technical Review	\$172	\$193	Per hour	\$0	Gas	\$193 per hour
Engineering Support Review	\$129	\$130	Per hour	\$0	Gas	\$130 per hour
Gas Pipeline/Meter Set Inspection	\$139	\$178	Per hour	\$0	Gas	\$178 per hour
ER Engineering Project Administration	\$1,178	\$400	Per work order	\$0	Gas	\$400 per work order
Prepare/Process Agreements	\$1,285	\$1,065	Per Agreement (2 hours of City Attorney included)	\$0	Gas	\$1,065 per agreement (includes 2 hours of City Attorney)
Right of Way Review	\$172	\$240	Per Plan	\$3,400	Gas	\$240 per plan
Existing Gas Service/Feed Analysis	\$300	\$390	Per Request	\$300	Gas	\$390 per request
New Gas Service/Feed Analysis	\$500	\$595	Per Request	\$400	Gas	\$595 per request
Complex Gas Service/Feed Analysis	\$1,500-\$2,000	\$1,370 per request	Per Request	(\$1,700)	Gas	\$1,370 per request
Plan Check Review Fee	\$400	\$620	Per Plan (up to two)	\$200	Gas	\$620 per plan (for each 2 reviews)
Energy Resource Technical Advisory Committee (TAC) Review	New	\$265	Per Application	\$18,700	Gas	\$265 per application
WILL SERVE LETTER	New	\$205	Per Request	\$5,200	Gas	\$205 per request
METER INSTALLATION AND REPAIR						
Meter Installation - First Meter	\$110	\$150 per first meter.	Per first meter	\$1,200	Gas	\$150 per first meter
Meter Installation - Additional Meter	\$82	\$90 per additional meter.	Per additional meter.	\$8,700	Gas	\$90 per additional meter
Service Line Meter Install Up To 1.5 MBTU	\$110 for meters sized up to 1.5M.	\$150 per meter set (up to 1.5 MBtu)	Per meter set.	\$800	Gas	\$150 per meter set

PROPOSED NEW AND ADJUSTED FEES

Fee Name	Current Fee	Requested Fee	Per	Theoretical Annual Revenue Change*	Fund Group	Cost of Service Study Recommendations
Meter Set Assembly Repair/Maintenance	\$75	Charge the fully allocated hourly rates for all personnel involved plus any outside costs or parts and supplies.	Per job.	\$0	Gas	Charge the fully allocated hourly rates for all personnel involved plus any outside costs or parts/supplies.
Meter Upgrade/Relocation	\$110	\$150 per meter.	Per meter.	\$7,900	Gas	\$150 per meter
Service Line Meter Install Larger Than 1.5 MBTU	\$110	Charge the fully allocated hourly rates for all personnel involved plus any outside costs or parts and supplies.	Per job.	\$0	Gas	Charge the fully allocated hourly rates for all personnel involved plus any outside costs or parts/supplies.
Contractor Qualification Test - Steel Electric ARC	\$2,250	\$3,885	Per Test	\$8,200	Gas	\$3,885 per test
Contractor Qualification Testing-Steel Pipe Joining - Oxyacetylene	\$236	\$2,350	Per test	\$10,600	Gas	\$2,350 per test
Contractor Qualification Testing - PE Fuse up to 2"	\$416	\$4,665/class (up to 4 people per class). \$1,165 per re-test.	Per Class/Re-test	\$8,500	Gas	\$4,665 per class (with up to 4 people per class); \$1,165 per re-test
Contractor Qualification Testing - Plastic Pipe Fuse 4" & 6"	\$936	\$4,665/class (up to 4 people per class) \$1,165 per re-test.	Per Class/Re-test	\$1,800	Gas	\$4,665 per class (with up to 4 people per class); \$1,165 per re-test
Contractor Qualification Testing - Covered Tasks	\$2,080	Charge the fully allocated hourly rates for all personnel involved plus any outside costs and parts/supplies	Hourly rates plus other costs	\$0	Gas	Charge the fully allocated hourly rates for all personnel involved plus any outside costs and parts/supplies
Smart Gas Meter Opt Out Monthly Fee*	\$25	\$25	Monthly, per meter	\$3,200	Gas	Revise from applying rate for 201 or more therms to \$25 per meter per month for all
*Department recommendation to expand application of fee from customers with annual usage of 201 therms or more, to all applicable instances.						
PIPELINE CONSTRUCTION						
Service Installation Up To 1 1/4"	\$1,373 (minimum)	\$2,100 base fee (includes mobilization costs). \$21 per foot from property line. Paving and other charges may apply.	Per job.	(\$74,425)	Gas	\$2,100 base fee + \$21 per foot from property line Base fee includes mobilization costs Paving and other charges may apply
Service Installation - PE 2"	\$2,038 (minimum)	\$2,445 base fee + \$21 per foot from ROW line; Base fee includes mobilization costs; Paving and other charges may apply	Per job.	(\$3,400)	Gas	\$2,445 base fee + \$21 per foot from ROW line Base fee includes mobilization costs Paving and other charges may apply

PROPOSED NEW AND ADJUSTED FEES

Fee Name	Current Fee	Requested Fee	Per	Theoretical Annual Revenue Change*	Fund Group	Cost of Service Study Recommendations
Main Pipeline Construction - 6" Diameter	\$16,640 (minimum) (20' or less)	\$9,715 base fee (up to 60 ft, includes mobilization). Additional pipe over 60 ft will be \$122/ft. Paving & other charges may apply. Charge actual costs if work is performed by an outside third party.	Per job.	\$0	Gas	\$9,715 base fee + \$122 per foot over 60 feet Base fee includes mobilization costs Charge actual costs if work is performed by an outside third party. Paving and other charges may apply
Main Construction - Over 6"	Actual Cost	Charge the fully allocated hourly rates for all personnel involved plus any outside costs and parts/supplies	Hourly rates plus other costs.	\$0	Gas	Charge the fully allocated hourly rates for all personnel involved plus any outside costs and parts/supplies
Service Pipeline Disconnect at Gas Main	\$1,373 (minimum)	PE up to 1-1/4" - \$1,000. PE 2" or greater - \$1,500. Steel up to 1-1/4" - \$1,500. Steel 2" or greater - \$2,000. Paving and other charges may apply.	Per job.	\$30,100	Gas	Up to 1 1/4": PE - \$1,000 ; Steel - \$1,500 2" & greater: PE - \$1,500; Steel - \$2,000 Paving and other charges may apply
Service Pipeline Repair - Private Property	\$686 (minimum)	Charge the fully allocated hourly rates for all personnel involved or \$1,080 minimum. Plus any outside costs and parts/supplies.	Per job.	\$0	Gas	Charge the fully allocated hourly rates for all personnel involved (\$1,080 minimum) plus any outside costs and parts/supplies
PC Fitting Line Stoper to 4" Half	\$744 (minimum)	New - \$765 per fitting. Reuse - \$480 per fitting. Plus actual cost of fitting and supplies. Mobilization and other charges may apply.	Per fitting.	(\$100)	Gas	New - \$765 per fitting Reuse - \$480 per fitting plus actual cost of fitting and supplies Mobilization and other charges may apply
PC Fitting Line Stopper 6"-8" Full	\$2,520 (minimum)	New - \$2,110 per fitting. Reuse - \$955 per fitting. Plus actual cost of fitting and supplies. Mobilization and other charges may apply.	Per fitting.	\$0	Gas	New - \$2,110 per fitting Reuse - \$955 per fitting plus actual cost of fitting and supplies Mobilization and other charges may apply
PC Fitting Line Stopper 10"-12" Full	\$12,355 (minimum)	New - \$3,165 per fitting. Reuse - \$1,435 per fitting. Plus actual cost of fitting and supplies. Mobilization and other charges may apply.	Per fitting.	\$0	Gas	New - \$3,165 per fitting Reuse - \$1,435 per fitting plus actual cost of fitting and supplies Mobilization and other charges may apply
Bollard Installation	\$172	\$410 for first bollard plus \$100 for each additional bollard.	See fee detail.	\$0	Gas	\$410 for first bollard plus \$100 for each additional bollard

PROPOSED NEW AND ADJUSTED FEES

Fee Name	Current Fee	Requested Fee	Per	Theoretical Annual Revenue Change*	Fund Group	Cost of Service Study Recommendations
After Hours/Emergency Hours Construction Crew Work	\$2,340 (minimum)	Charge 120% of the fully allocated hourly rates for all personnel involved (3 hour minimum). Plus any outside costs with parts/supplies.	See fee detail.	\$0	Gas	Charge 120% of the fully allocated hourly rates for all personnel involved (3 hour minimum) plus any outside costs or parts/supplies.
Concrete or Asphalt Repair	\$572 (minimum)	\$500 minimum or \$32 per square foot. Other charges may apply.	See fee detail.	\$0	Gas	\$32 per square foot (\$500 minimum) Other charges may apply
Main Construction - PE 4-6"	\$6,760 (minimum) (20' or less)	\$12,300 base fee (up to 100 ft, includes mobilization). Additional pipe over 100 ft will be \$102/ft. Paving & other charges may apply. Charge actual costs if work is performed by an outside third party.	Per job.	\$0	Gas	\$12,300 base fee + \$102 per foot over 100 feet Base fee includes mobilization costs Charge actual costs if work is performed by an outside third party. Paving and other charges may apply
PC Fitting Line Stopper to 4" Full	\$1,693 (minimum)	New - \$2,110 per fitting. Reuse - \$955 per fitting. Plus actual cost of fitting and supplies. Mobilization and other charges may apply.	Per fitting.	\$2,200	Gas	New - \$2,110 per fitting Reuse - \$955 per fitting plus actual cost of fitting and supplies Mobilization and other charges may apply
Main Construction - 2"	\$4,160 (minimum) (20' or less)	\$10,905 base fee (up to 100 ft, includes mobilization). Additional pipe over 100 ft will be \$86/ft. Paving & other charges may apply. Charge actual costs if work is performed by an outside third party.	Per job.	\$0	Gas	\$10,905 base fee + \$86 per foot over 100 feet Base fee includes mobilization costs Charge actual costs if work is performed by an outside third party. Paving and other charges may apply
PC Fitting Branch Connect - 2"	\$315 (minimum)	\$265 per fitting. Plus actual cost of fitting and supplies. Mobilization and other charges may apply.	Per fitting.	\$0	Gas	\$265 per fitting plus actual cost of fitting and supplies Mobilization and other charges may apply
PC Fitting Branch Connect - 3"-4"	\$963 (minimum)	\$525 per fitting. Plus actual cost of fitting and supplies. Mobilization and other charges may apply.	Per fitting.	\$0	Gas	\$525 per fitting plus actual cost of fitting and supplies Mobilization and other charges may apply

PROPOSED NEW AND ADJUSTED FEES

Fee Name	Current Fee	Requested Fee	Per	Theoretical Annual Revenue Change*	Fund Group	Cost of Service Study Recommendations
PC Fitting Branch Connect 6"- 8"	\$1,428 (minimum)	\$790 per fitting. Plus actual cost of fitting and supplies. Mobilization and other charges may apply.	Per fitting.	\$0	Gas	\$790 per fitting plus actual cost of fitting and supplies Mobilization and other charges may apply
Main Pipeline Repair	\$1,248 (minimum)	Charge the fully allocated hourly rates for all personnel involved plus any outside costs and parts/supplies.	Hourly rates plus other costs.	\$0	Gas	Charge the fully allocated hourly rates for all personnel involved plus any outside costs and parts/supplies
Additional Work Crew Mobilization	\$1,560 (minimum)	\$2,100 per mobilization plus other charges may apply.	Per mobilization plus other charges.	\$0	Gas	\$2,100 per mobilization Other charges may apply
PC Fitting Line Stopper Over 12"	Actual Cost	Charge the fully allocated hourly rates for all personnel involved plus any outside costs and parts/supplies. Mobilization and other charges may apply.	Actual cost.	\$0	Gas	Charge the fully allocated hourly rates for all personnel involved plus any outside costs and parts/supplies Mobilization and other charges may apply
Regular Hours Construction Crew Work	\$1,872 (minimum)	Charge the fully allocated hourly rates for all personnel involved (3 hour minimum) plus any outside costs with parts/supplies.	See fee detail.	\$0	Gas	Charge the fully allocated hourly rates for all personnel involved (3 hour minimum) plus any outside costs or parts/supplies.
New Construction Meter Room	\$20,000	\$26,210	Per Development	\$24,800	Gas	\$26,210 per development
Service Alteration Up To 1 1/4"	New (Restructured)	PE - \$1,000 base fee plus \$20/ft from property line. Steel - \$1,500 base fee plus \$100/ft from property line. Base fee includes mobilization costs. Paving and other charges may apply.	Per job.	(\$183,600)	Gas	PE - \$1,000 base fee + \$20 per foot from property line Steel - \$1,500 base fee + \$100 per foot from property line Base fee includes mobilization costs Paving and other charges may apply
Service Alteration - PE 2"	New (Restructured)	\$1,500 base fee plus \$42/ft from ROW line. Base fee includes mobilization costs. Paving and other charges may apply.	Per job.	(\$4,300)	Gas	\$1,500 base fee + \$50 per foot from property line Base fee includes mobilization costs Paving and other charges may apply
Service Installation - Steel 2"	New (Restructured)	\$3,045 base fee (Base fee includes mobilization costs). Plus \$42/ft from ROW line. Paving and other charges may apply.	Per job.	\$10,400	Gas	\$3,045 base fee + \$42 per foot from ROW line Base fee includes mobilization costs Paving and other charges may apply

PROPOSED NEW AND ADJUSTED FEES

Fee Name	Current Fee	Requested Fee	Per	Theoretical Annual Revenue Change*	Fund Group	Cost of Service Study Recommendations
Service Alteration - Steel 2"	New (Restructured)	\$2,000 base fee plus \$100/ft from property line. Base fee includes mobilization costs. Paving and other charges may apply.	Per job.	(\$3,000)	Gas	\$2,000 base fee + \$100 per foot from property line Base fee includes mobilization costs Paving and other charges may apply
UTILITY SERVICES FEES						
Account History	\$17.00	Single account - \$15 per request for first year. Plus \$7 each additional year. Multiple account - \$40 per request for first year. Plus \$20 each additional year.	Per request - See Fee.	\$2,300	Gas	Single Account - \$15 per request for first year plus \$7 per each additional year Multiple Accounts - \$40 per request for first year plus \$20 per each additional year
Illegal Gas/Water Billing	\$43	\$138 per hour or any portion thereof.	Per hour - See fee.	\$0	Gas	Illegal Gas/Water Hookup Billing - \$138 per hour or any portion thereof
TOTAL ENERGY RESOURCES				(\$104,525)		
TOTAL GAS FUND				(\$104,525)		

*Anticipated revenue maybe reported at \$0 if impact is unknown due to insufficient data for use.

Energy Resources Department Proposed Fee Recommendations
FEES PROPOSED FOR NO CHANGE

Fee Name	Fee	Per	Fund Group	Cost of Service Study Recommendations		
DEPARTMENT: ENERGY RESOURCES						
Reason for No Change: No change needed as current fees are aligned to the cost of service and study recommendations.						
CUSTOMER SERVICE FEE SCHEDULE						
Service Establishment	\$35	Per new gas service	GAS			
Priority Order	\$50 in addition to any applicable reconnection and/or past due fees.	Per each scheduled appointment				
Premium Appointment	\$50	Per each scheduled appointment				
UTILITY SERVICES FEES						
Late Payment Charge	4.5% or \$4.50 minimum	Of the total amount owed in no event shall the charge be less than \$4.50				
Meter Read by Customer Request	\$25	Per meter, per request				
Meter Set Assembly (MSA) Tamper	\$250 in addition to any applicable reconnection and/or past due fees.	per occurrence				
METER INSTALLATION AND REPAIR						
Regular Hours Meter Setting, Telemetry and Regulator Work	\$300 (minimum)	\$150 per hour, mobilization and other charges may apply.				
After Hours Meter Setting, Telemetry and Regulator Work	\$495 (minimum)	\$165 per hour, mobilization and other charges may apply.				
Reason for No Change: Department proposing no changes, maintain current fee levels below cost of service.						
CUSTOMER SERVICE FEE SCHEDULE						
Demand Test	\$52	Per test	GAS	\$110 per test The fee will be refunded if the meter is proven to record more than 2% fast.		
Missed Appointment	\$17	Appointment		\$40 per appointment		
Re-Connection	\$70 for single family dwelling unit, or a single non-residential unit, or first dwelling unit of a multi-unit dwelling / \$20 for each additional unit	Per unit		\$80 - single family dwelling, or a single non-residential unit, or a first unit of a multi-dwelling unit plus \$20 for each additional multi-family unit		
Technical Support	\$103	Per each service unit		Priority Order - \$50 in addition to any applicable Charge the fully allocated hourly rate for all personnel involved.		
Earthquake Valve "Reset"	\$79	Per reset		First reset in a 12 month period - No Charge Each additional reset - \$85		
Post Property - Notice of Tenant's Rights - 10 and 15-day Notifications	\$35 for 1-10 units, \$70 for 11-19 units, \$105 for 20 or more units	Per service		1-10 units - \$50 per service 11-19 units - \$80 per service 20 or more units - \$105 per service These fees are for the first service. The second service is at no additional charge.		

Energy Resources Department Proposed Fee Recommendations
FEES PROPOSED FOR NO CHANGE

Fee Name	Fee	Per	Fund Group	Cost of Service Study Recommendations
DEPARTMENT: ENERGY RESOURCES				
UTILITY SERVICES FEES				
Record Research	\$43	Per hour	Gas	\$138 per hour
Smart Gas Meter Opt Out - Initial Fee	\$75	Per meter		\$150 per meter
Meter Access Investigation	\$38	Per meter		\$110 per meter
Duplicate Bill Images	\$25	3-10 monthly bills and for each year		\$30 per request (3-10 monthly bills or each year)

Energy Resources Department Proposed Fee Recommendations

FEES FOR DELETION

Fee Name	Fee	Per	Fund Group
DEPARTMENT: ENERGY RESOURCES			
Reason for Deletion: Energy Resources proposed fees for deletion due to changes in fee structure. New and changed fees are proposed in its place.			
PIPELINE CONSTRUCTION			
Service Pipeline Disconnect on Property or Riser Relocation	\$686 (minimum)	\$343 per hour; paving repair, meter installation and other charges may apply.	Gas
Service Pipeline Install or Alter on Pipe Greater than 2" Diameter	See Main Pipeline Construction	See Main Pipeline Construction	
PERSONNEL QUALIFICATION TESTING			
Contractor Qualification Testing- Plastic Pipe Joining-Mechanical	\$118	Per test	
Contractor Qualification Testing - Journey Level Covered Tasks	\$2,600	Per person	
Contractor Qualification Testing - Supervisory Level Covered Tasks	\$3,120	Per person	
CUSTOMER SERVICE FEE SCHEDULE			
Smart Gas Meter Opt Out - Monthly Fee, Annual usage less than 200 therms	\$10	Monthly, per meter	Gas
Reason for Deletion: Energy Resources proposed fees for deletion as services are no longer provided.			
PERSONNEL QUALIFICATION TESTING			
Contractor Qualification Testing for Electro & Mechanical - Plastic Pipe Joining This service is no longer provided.	\$118	Per test	Gas
CUSTOMER SERVICE FEE SCHEDULE			
Lock Box Installation Fee	\$55	Per box	Gas

PROPOSED NEW AND ADJUSTED FEES

Fee Name	Current Fee	Proposed Fee	Per	Theoretical Annual Revenue Change*	Fund Group	Cost of Service Study Recommendations
DEPARTMENT: PUBLIC WORKS						
Class F Wireless Right-of-Way Facility Permit	\$2,730	\$4470 per permit (for up to ten sites)	Per Permit	\$112,500	General	\$4,470 per permit (for up to ten sites), plus estimate of costs for inspection
Class B Public Art / Objects Permit	\$2,550	\$1290 plus estimate of costs for inspection.	Per Permit	(\$28,400)	General	\$1,290 per permit plus estimate of costs for inspection
Study Review & Consultation	NEW	Charge the fully allocated hourly rate for all personnel involved plus any outside costs.	Instance	\$0	General	Charge the fully allocated hourly rate for all personnel involved plus any outside costs.
Extension of Time/Minor Revision of Permit	NEW	\$100	Per Application	\$40,500	General	\$100 per application
Miscellaneous Engineering Review	NEW	Charge the fully allocated hourly rate for all personnel involved plus any outside costs.	Instance	\$0	General	Charge the fully allocated hourly rate for all personnel involved plus any outside costs.
Public Works Technology Surcharge	NEW (FEE RESTRUCTURED)	3% of all Engineering Permit and Application Fees	Percent	\$22,500	General	3% of all Engineering Permit and Application fees
Miscellaneous Public Works Services	NEW (FEE RESTRUCTURED)	Charge the fully allocated hourly rates for all personnel used plus any outside costs.	Per Instance	\$0	General	Charge the fully allocated hourly rates for all personnel used plus any outside costs.
Administrative Right-of-Way Inspection Citation Fee - Fourth Citation	NEW (FEE RESTRUCTURED)	\$1,000	Citation	\$0	General	Fourth Violation - \$1,000
Administrative Right-of-Way Inspection Citation Fee - Fifth and Subsequent Citations	NEW (FEE RESTRUCTURED)	\$2,500	Citation	\$0	General	Fifth and subsequent violations - \$2,500
Administrative Right-of-Way Inspection Citation Fee - Egregious Violation	NEW (FEE RESTRUCTURED)	\$1,500 or \$2,500 as determined by the violation	Citation	\$0	General	Egregious Violation - \$1,500 or \$2,500 as determined by the violation

PROPOSED NEW AND ADJUSTED FEES

Fee Name	Current Fee	Proposed Fee	Per	Theoretical Annual Revenue Change*	Fund Group	Cost of Service Study Recommendations
Engineering Permit Appeal - Public Walkways Occupancy Permit - Applicant	\$2,685	\$2,310	Appeal	\$12,700	General	Applicant - \$2,310 per appeal
Engineering Permit Appeal - Public Walkways Occupancy Permit - Third Party	\$100	\$1,000	Appeal	\$0	General	Third Party - \$1,000 per appeal
Class E Public Walkway Occupancy Permit - Renewal	NEW (FEE RESTRUCTURED)	\$760 plus estimate of costs for inspection.	Per Permit	\$0	General	Renewal - \$760 per permit plus estimate of costs for inspection
FACILITIES						
Guard Rail/Fencing Barrier Repair during Business Hours	\$90/hr plus materials and \$12.60/process fee	Charge the fully allocated hourly rates for all personnel used plus any outside costs.	Occurrence	\$0	General	Charge the fully allocated hourly rates for all personnel used plus any outside costs.
Guard Rail/Fencing Barrier Repair after Business Hours	\$133/hour plus materials, \$12.60/process fee with 3 hour minimum	Charge the fully allocated hourly rates for all personnel used plus any outside costs.	Occurrence	\$0	General	Charge the fully allocated hourly rates for all personnel used plus any outside costs.
Civic Center Facilities - Special Events Usage or Damage Repairs during Business Hours	\$90/hr plus materials, and any additional contractor costs	Charge the fully allocated hourly rates for all personnel used plus any outside costs.	Occurrence	\$0	Civic Center	Charge the fully allocated hourly rates for all personnel used plus any outside costs.
Civic Center Facilities - Special Events Usage or Damage Repairs after Business Hours	\$133/hr plus materials with 3 hour minimum, plus any contractor costs	Charge the fully allocated hourly rates for all personnel used plus any outside costs.	Occurrence	\$0	Civic Center	Charge the fully allocated hourly rates for all personnel used plus any outside costs.
Non-Civic Center Facilities - Damage Repairs during Business Hours	\$90/hr plus materials and any additional required contractor costs	Charge the fully allocated hourly rates for all personnel used plus any outside costs.	Occurrence	\$0	General	Charge the fully allocated hourly rates for all personnel used plus any outside costs.
Non-Civic Center Facilities - Damage Repairs after Business Hours	\$133/hr plus materials with 3 hour minimum, plus any contractor costs	Charge the fully allocated hourly rates for all personnel used plus any outside costs.	Occurrence	\$0	General	Charge the fully allocated hourly rates for all personnel used plus any outside costs.
LAND DEVELOPMENT ACTIVITIES						
Site Plan Review	\$3,820	\$3,915	Application	\$19,500	General	\$3,915 per application

PROPOSED NEW AND ADJUSTED FEES

Fee Name	Current Fee	Proposed Fee	Per	Theoretical Annual Revenue Change*	Fund Group	Cost of Service Study Recommendations
Class C/D ROW Excavation / Park Improvement - Plan Review	\$1,270	\$1210 plus estimate of costs for inspection.	Sheet	\$0	General	\$1,210 per sheet, plus estimate of costs for inspection
Tentative Map Review	\$1,530	\$1,790	Application	\$2,000	General	\$1,790 per application
Final Parcel Maps	\$4,245	\$4,415	Per map	\$1,500	General	\$4,415 per map
Waived Parcel Map	\$3,365	\$3,600	Per map	\$0	General	\$3,600 per map
Tract Maps: < 20 Lots/Units	\$8,350	\$8,245	Per map	\$1,800	General	\$8,245 per map plus \$55 per lot over 20 lots
Tract Maps: > 21 Lots/Units	\$8,350 + \$108 For Each Lot/Unit Over 20	\$8,245 per map + \$55 For Each Lot/Unit Over 20	Per map	\$0	General	\$8,245 per map plus \$55 per lot over 20 lots
Revisions or Excess Plan/Map Review	30% of Initial Fee Per Revision	30% of Initial Fee Per Revision/Submittal	Each	\$0	General	30% of initial fee per revision/submittal
Field Boundary Check or Recheck	\$795 + \$61/Point	Charge the fully allocated hourly rate for all personnel involved plus any outside costs.	Each	\$0	General	Charge the fully allocated hourly rate for all personnel involved plus any outside costs.
Field Site Review and/or Improvement Certification	\$1,525	Charge the fully allocated hourly rate for all personnel involved plus any outside costs.	Each	\$0	General	Charge the fully allocated hourly rate for all personnel involved plus any outside costs.
Lot Line Adjustment	\$2,005	\$1,825	Per application	(\$300)	General	\$1,825 per application
Parkway Tree Planting	\$638	Charge the fully allocated hourly rates for all personnel used plus any outside costs.	Each Tree	\$0	General	Charge the fully allocated hourly rates for all personnel used plus any outside costs.

PROPOSED NEW AND ADJUSTED FEES

Fee Name	Current Fee	Proposed Fee	Per	Theoretical Annual Revenue Change*	Fund Group	Cost of Service Study Recommendations
RECORDS SEARCH AND RECORDS COPYING						
Records Search - Technical Assistance	\$170/hour; first 15 minutes free	\$160/hour; first 15 minutes free	Hour	\$0	General	Records Search - Technical Assistance - \$160 per hour (first 15 minutes free)
3M Microfilm Copies	\$5.55	\$5.30	Copy	\$0	General	3M Microfilm Enlargement - \$5.30 per copy
G.I.S Map	\$29.45 for one (36"x36")	\$28 for one (36"x36")	Each	\$0	General	GIS Map - \$28 each
Map Copy Requests	\$5.55	\$5.30	Copy	\$0	General	24x36" map - \$5.30 per copy
Digital/Electronic Copies	\$1.13	\$1.10	each	\$0	General	Digital/Electronic Copy -\$1.10 each
Map Books	\$19.10	\$18.15	Each	\$0	General	Map Book - \$18.15 each
2400 Scale City Maps	\$19.10	\$18.15	Each	\$0	General	2400 Scale City Map - \$18.15 each
1800 Scale City Maps	\$25.90	\$24.65	Each	\$0	General	1800 Scale City Map - \$24.65 each
1200 Scale City Maps	\$28.25	\$26.85	Each	\$0	General	1200 Scale City Map - \$26.85 each
RIGHT OF WAY FEE SCHEDULE						
Final Street and Alley Vacation	\$3,675	\$4,930	Per Application	\$0	General	Final - \$4,930 per application
Tentative Street and Alley Vacation	\$7,435	\$6,770	Per Application	\$17,573	General	Tentative - \$6,770 per application

PROPOSED NEW AND ADJUSTED FEES

Fee Name	Current Fee	Proposed Fee	Per	Theoretical Annual Revenue Change*	Fund Group	Cost of Service Study Recommendations
Administrative Right-of-Way Inspection Citation Fee - First Citation	\$108	\$100	Citation	\$0	General	First Violation - \$100
Administrative Right-of-Way Inspection Citation Fee - Second Citation	\$215	\$200	Citation	\$0	General	Second Violation - \$200
Administrative Right-of-Way Inspection Citation Fee - Third Citation	\$545	\$500	Citation	\$0	General	Third Violation - \$500
Improvement Plan Review	NEW (FEE RESTRUCTURED)	\$1,200	Per Sheet	(\$346)	General	\$1,210 per sheet
Class E Public Walkway Occupancy Permit - Sidewalk & Parklet	\$1,090	\$1375 plus estimate of costs for inspection.	Per Permit	\$149,673	General	Sidewalk - \$1,375 per permit plus estimate of costs for inspection
News Rack Impound	\$715 per Rack	\$505 per Rack	Rack	(\$400)	General	\$505 per newsrack
No Parking Signs	\$2.45 per sign	\$115	Per Request	\$0	General	\$115 per request
Dedication: Street, Alley & Sidewalk	\$3,280	\$3,360	Per Document	\$2,400	General	\$3,360 per document
Easements: Utility & Other Special Purpose	\$3,280	\$3,120	Per Document	\$0	General	\$3,120 per document
Easements: Granted by the City	\$3,280	\$3,120	Per Document	\$0	General	\$3,120 per document
Agreement Processing	\$385	\$2,430 per agreement plus actual costs at the fully allocated hourly rates for inspection and attorney review	Per Agreement	\$20,700	General	\$2,430 per agreement plus actual costs at the fully allocated hourly rates for inspection and attorney review
Quitclaim	\$3,280	\$3,120	Each	\$0	General	\$3,120 per application

PROPOSED NEW AND ADJUSTED FEES

Fee Name	Current Fee	Proposed Fee	Per	Theoretical Annual Revenue Change*	Fund Group	Cost of Service Study Recommendations
STREET IMPROVEMENT PERMITS						
Tree Trimming Out of Cycle	\$213	\$140 per request plus actual contract costs	Each	\$0	General	\$140 per request plus actual contract costs
Engineering Inspection - Improvements in Public ROW	\$10.6%/valuation \$250 minimum	\$160 per hour; After Hours: \$185 per hour (2hr minimum)	Per Hour	\$0	General	Regular Hours - \$160 per hour After Hours - \$185 per hour (2 hour minimum)
Class A Temporary Street Occupancy Permits - Concrete Improvements in ROW	\$2.80/lf/week \$63 minimum	\$310	per Permit	\$17,800	General	Concrete Improvements in ROW - \$310 per permit
Class A Temporary Street Occupancy Permits - Dumpster/Pod/Laydown	\$83 for first week + \$6.70 after that	\$70	per permit	\$0	General	Dumpster/Pod/Laydown - \$70 per permit
STORM WATER MANAGEMENT						
Storm Water Compliance Inspection Fee (I/C)	219	285	Inspection	\$239,400	General	\$285 per inspection
Storm Water Compliance Inspection Fee (IGP) â€” With State	343	330	Inspection	\$1,700	General	\$330 per inspection
Storm Water Compliance Follow-up Inspection Fee (I/C)	219	250	Follow-up Inspection (I/C)	\$173,800	General	\$250 per inspection
Storm Water Compliance Follow-up Inspection Fee (IGP) With State	343	295	Follow-up Inspection (IGP)	\$2,200	General	\$295 per inspection
Storm Water Notice of Violation Fee	\$108	\$295	Notice of Violation	\$4,000	General	Stormwater or Right-of-Way Violation - \$295 per notice
Stormwater Item Retrieval	\$12	Charge the fully allocated hourly rates for all personnel used plus any outside costs.	per instance	\$0	General	Charge the fully allocated hourly rates for all personnel used plus any outside costs.

PROPOSED NEW AND ADJUSTED FEES

Fee Name	Current Fee	Proposed Fee	Per	Theoretical Annual Revenue Change*	Fund Group	Cost of Service Study Recommendations
Pollution Abatement Fee	Variable, and based on actual costs per invoices provided by the contractor detailing the amount and cost of the work required to correct the violation.	Charge the fully allocated hourly rates for all personnel used plus any outside costs.	Per Instance	\$0	General	Charge the fully allocated hourly rates for all personnel used plus any outside costs.
TRAFFIC ENGINEERING						
Traffic Control Plan Review	NEW	\$385	Per Sheet	(\$421,900)	General	\$385 per sheet
Preferential Parking Study/Application Processing	\$1,515	Deposit with actual charges based on number of housing units: 1-10 - \$2,500 11-50 - \$5,000 51-100 - \$7,500 101+ - \$10,000	Application	\$0	General	Deposit with actual charges based on number of housing units: 1-10 - \$2,500 11-50 - \$5,000 51-100 - \$7,500 101+ - \$10,000
Driveway Parking Permit Application	\$185	\$95	Per Driveway	\$0	General	\$95 per driveway
Driveway Parking Annual Permit	\$41.80	\$55	Per Permit	\$200	General	\$55 per permit
Curb Painting on Request	NEW	\$765 per location plus \$30 per each additional location and \$55 per each additional sign	Location	\$800	General	\$765 per location plus \$30 per each additional location and \$55 per each additional sign
Light Shield Install by Request	NEW	\$200	Per light shield.	\$0	General	\$200 per light shield
Additional Streetlight Request (includes Maintenance and Electrical)	NEW	Charge the fully allocated hourly rates for all personnel used plus any outside costs.	Instance	\$0	General	Charge the fully allocated hourly rates for all personnel used plus any outside costs.
Driveway Tip - Paint	\$185	\$325	Location	\$17,800	General	\$325 per location

PROPOSED NEW AND ADJUSTED FEES

Fee Name	Current Fee	Proposed Fee	Per	Theoretical Annual Revenue Change*	Fund Group	Cost of Service Study Recommendations
Driveway Tip - Repaint	\$92	\$170	Location	\$2,600	General	\$170 per location
No Parking Sign - Temporary Posting	\$91	\$115	Per Request	\$114,100	General	\$115 per request
Preferential Parking District Sign	\$128	\$470 per request plus \$155 per each additional sign after the first sign	Sign Installation	\$0	General	\$470 per request plus \$155 per each additional sign after the first sign
Parking Meter Removal Fee	\$128	\$235 for first meter plus \$60 per each additional meter plus amount equal to lost meter revenue	Meter	\$1,500	General	\$235 for first meter plus \$60 per each additional meter plus amount equal to lost meter
Parking Meter Removal Fee	\$255	\$295 for first meter plus \$115 per each additional meter plus amount equal to lost meter revenue.	Post	\$700	General	\$295 for first meter plus \$115 per each additional meter; plus amount equal to lost meter revenue
STREETLIGHTS						
Streetlight Pole Damage Repair	NEW (FEE RESTRUCTURED)	Charge the fully allocated hourly rates for all personnel used plus any outside costs.	0	\$0	General	Charge the fully allocated hourly rates for all personnel used plus any outside costs.
TOTAL PUBLIC WORKS				\$528,600		
				TOTAL GENERAL FUND GROUP	\$528,600	
				TOTAL CIVIC CENTER FUND GROUP	\$0	

*Anticipated revenue maybe reported at \$0 if impact is unknown due to insufficient data for use.

FEES PROPOSED FOR NO CHANGE

Fee Name	Description	Fee	Per	Fund Group
DEPARTMENT: PUBLIC WORKS				
Reason for No Change: No change needed as current fees are aligned to the cost of service and study recommendations.				
Expedited Fee Review	Request to expedite permit fee review	2x Base Fee	Each	General
Micro-Mobility Permit Fee	Fee charged for Micro-Mobility vendors to operate in the City of Long Beach.	\$25,000	Annually	General
Micro-Mobility Device Fee	Fee charged to Micro-Mobility vendors for each device operating in the City of Long Beach.	\$100/device	Annually	General
Micro-Mobility Daily Impound Fee	Fee charged to Micro-Mobility vendors for each unit found non-compliant with the Micro-Mobility standards discarded in the Public Right of Way and impounded by the Department of Public Works. \$25/day/vehicle.	\$25/day/device impounded	Per Day	General
Micro-Mobility Non-Compliance Fee (Discarded device in public ROW)	Fee charged to Micro-Mobility vendors for each device discarded in the Public Right of Way and impounded by the Department of Public Works.	\$100/Device Impounded	Per Device	General
Micro-Mobility Non-Compliance Fee (Device outside of designated vendor parking zone or exceeding designated parking zone capacity)	Fee charged to Micro-Mobility vendors for each Micro Mobility device found re-balanced outside of designated vendor parking zone or exceeding designated parking zone capacity.	\$100/device impounded	Per Device	General
Micro-Mobility Non-Compliance Fee (Device noncompliant with ADA requirements)	Fee charged to Micro-Mobility vendors for each Micro Mobility Device found noncompliant with ADA requirements and situation not remedied within 2 hours.	\$100/Device Impounded	Per Device	General
Micro-Mobility Non-Compliance Fee (Device left unattended for more than 24 hours)	Fee charged to Micro-Mobility vendors for each Micro Mobility Device left unattended for more than 24 hours (unless within the limits of a parking zone).	\$100/Device impounded	Per Device	General
Micro-Mobility Non-Compliance Fee (Device fails to meet the minimum equipment requirements)	Fee charged to Micro-Mobility vendors for each Micro Mobility Device that fails to meet the minimum equipment requirements in Micro-Mobility Permit Section 3.4.1. and/or requirements set forth by CVC 21201.	\$100/device impounded	Per Device	General

FEES PROPOSED FOR NO CHANGE

Fee Name	Description	Fee	Per	Fund Group
DEPARTMENT: PUBLIC WORKS				
Reason for No Change: No change needed as current fees are aligned to the cost of service and study recommendations.				
Micro-Mobility Non-Compliance Fee (Damaged Device available for public use or left in the public right-of-way)	Fee charged to Micro-Mobility vendors for each damaged Micro Mobility device available for public use or left in the public right-of-way.	\$100/device impounded	Per Device	General
Micro-Mobility Non-Compliance Fee (Device not removed as requested)	Fee charged to Micro-Mobility vendors for each Micro Mobility Device not removed as requested for special event or emergency as per CVC 312.5.2.	\$100/Device impounded	Per Device	General
Micro-Mobility Non-Compliance Fee (Device quantity exceeds vendor's maximum allowed Citywide capacity)	Fee charged to Micro-Mobility vendors if the Micro Mobility Device quantity exceeds vendor's maximum allowed Citywide capacity.	\$100/device impounded	Per Device	General
Micro-Mobility Non-Compliance Fee (Device speed exceeds maximum)	Fee charged to Micro-Mobility vendors for each Micro Mobility Device that exceeds the maximum speed set forth by CVC 22411 (e-scooters: 15 MPH) and (e-bikes: 20 MPH).	\$100/device impounded	Per Device	General
Micro-Mobility Non-Compliance Fee (Device deployed by non-permitted vendor)	Fee charged to vendors for each Micro Mobility Device deployed by non-permitted vendor.	\$100/device Impounded	Per Device	General
RECORDS SEARCH AND RECORDS COPYING				
Records Search Copies	Record Search copy sizes 8 1/2 X 11; 8 1/2 X 14 & 11 X 17	\$0.30	Copy	General

FEES FOR DELETION

Fee Name	Description	Fee	Per	Fund Group
DEPARTMENT: PUBLIC WORKS				
Reason for Deletion: Public Works proposed fees for deletion due to changes in fee structure. New and changed fees are proposed in its place.				
LAND DEVELOPMENT ACTIVITIES				
Financial Guarantee	Fee to process financial guarantee for required improvements.	\$1,515	Each	General
Certificate of Compliance	Fee to cover the issuance of a certificate of compliance to a parcel owner that was created prior to 1972 and any services received from professional consulting services per LBMC 20.16.050.	\$1,350 + Direct Charges from Professional	Each	General
PERMIT FEE SCHEDULE				
Excavations: 0 to 100 sq ft	Fee to cover construction in the public rights-of-way.	\$1,500+ 6.2% surcharge	Each	General
Excavations: 101 to 1,000 sq ft	Fee to cover construction in the public rights-of-way.	\$1,500+\$1.59/sq ft above 100 square feet + 6.2% surcharge.	Each	General
Excavations: 1,001 to 5,000 sq ft	Fee to cover construction in the public rights-of-way.	\$2,925+ \$0.93/sq ft above 1,000 sq ft +6.2% surcharge	Each	General
Excavations: 5,001 to 10,000 sq ft	Fee to cover construction in the public rights-of-way.	\$6,705 + \$0.44/sq ft above 5,000 sq ft + 6.2% surcharge	Each	General
Excavations: 10,001 sq ft +	Fee to cover construction in the public rights-of-way.	\$8,943 + \$0.33/sq ft above 10,000 sq ft + 6.2% surcharge	Each	General
Groundwater monitoring wells and cathodic protection wells	Fee to cover construction in the public rights-of-way.	\$1,780	Location	General
Soil Borings, corings, hydropunches & cone penetration tests	Fee to cover construction in the public rights-of-way.	\$1,500	Location	General
Manhole castings, vault frames & well boxes	Fee to cover construction in the public rights-of-way.	\$1,500	Location	General
RECORDS SEARCH AND RECORDS COPYING				
Burials and Removals	Record transfer of burial lot	\$1.23	Record in Book	General
Mailing and Handling Fee		\$25.15	Mailing	General
RIGHT OF WAY FEE SCHEDULE				
Final Street and Alley Vacation: over 5,000 sq ft	Final fee to cover the processing of a street vacation.	\$5,525	Each	General
Tentative Street and Alley Vacation: 0 - 5,000 sq ft	Initial fee to cover the processing of a street vacation.	\$5,585	Each	General

FEES FOR DELETION

Fee Name	Description	Fee	Per	Fund Group
DEPARTMENT: PUBLIC WORKS				
Reason for Deletion: Public Works proposed fees for deletion due to changes in fee structure. New and changed fees are proposed in its place.				
Administrative Right-of-Way Inspection Citation Fee - Billing Cost for 2nd and Further Citations	This will allow staff to write administrative citations to entities who fail to comply with the Peak Hour Ordinance. The Peak Hour Directive seeks to minimize impacts to traffic flow by prohibiting work or obstructions in the ROW during peak traffic hours (6:00 a.m. to 8:30 a.m. and 3:30 p.m. to 6:30 p.m.). This billing cost will be applied for the 2nd and further Citations occurring at the same project location.	\$144	Per Instance	General
Administrative Right-of-Way Inspection Citation Fee - Re-Inspection Fee	This will allow staff to write administrative citations to entities who fail to comply with the Peak Hour Ordinance. The Peak Hour Directive seeks to minimize impacts to traffic flow by prohibiting work or obstructions in the ROW during peak traffic hours (6:00 a.m. to 8:30 a.m. and 3:30 p.m. to 6:30 p.m.). This re-inspection fee will be charged in addition to the appropriate ROW Peak Hour Violation. Charged in addition for each of the 1st Five ROW Peak Hour Violations.	\$230	Per Inspection	General
Appeal Deposit Fee for Appeal by Applicant/Permittee	Fee to cover appeal processing of public walkways occupancy permit. Deposit fee is refunded if the appeal is granted.	\$1,090	Appeal	General
Permit: 0 to 200 sq ft	Fee to cover permit processing of public walkway occupancy permits.	\$684	Each	General
STREET IMPROVEMENTS PERMITS				
Street Improvement Permit; Under Sidewalk Roof Drain	Fee to cover construction in the sidewalk right of way.	\$590	Each	General
Street Improvement Permit; Wheel Chair Ramp Finishing	Fee to cover construction in the public right of way.	\$750	Each	General
TEMPORARY STREET OCCUPANCY PERMITS				
Site Inspection	Fee to cover field inspection of permit requirements.	\$139 per hour; weekend and overtime work performed at \$200 per hour for two hour minimum	Hour	General
Street Use Fee: 200 sq ft	Fee for short-term usage of right of way.	\$64	Week	General
TRAFFIC OPERATIONS				

FEES FOR DELETION

Fee Name	Description	Fee	Per	Fund Group
DEPARTMENT: PUBLIC WORKS				
Reason for Deletion: Public Works proposed fees for deletion due to changes in fee structure. New and changed fees are proposed in its place.				
Reschedule No Parking Sign - Temporary Posting	This Reschedule fee covers the administrative labor to reschedule to a different time prior to deployment. If a request to change the posted schedule is made after delineator deployment, a new service request is required along with a new No Parking Sign fee payment.	\$20	Sign	General

PROPOSED MID-YEAR FEE ADJUSTMENTS FOR FISCAL YEAR 2022

Attachment C

Fee Name	Current Fee	Proposed Fee	Per	Theoretical Annual Revenue Change	Fund Group
Department: CITY MANAGER					
Cannabis Social Equity Program Fee	\$2,500	\$1,545	Application/License	(\$115,000)	GENERAL
TOTAL CITY MANAGER				(\$115,000)	
Department: DEVELOPMENT SERVICES					
BUILDING					
PLAN CHECK FEES					
ELECTRICAL PLAN CHECK					
Additional Electrical Plan Check for Title 24 Energy	NEW	\$0.0224 per square foot, but not less than \$100	Plan Check	\$60,000	DEVELOPMENT SERVICES
CODE ENFORCEMENT					
SUBSTANDARD PROGRAM				\$120,000	GENERAL
Termination of Notice of Lien	60.00	165.00	Termination		
WEED ABATEMENT PROGRAM					
Termination of Notice of Lien	60.00	165.00	Termination		
ABANDONED VEHICLE PROGRAM					
Termination of Notice of Lien	60.00	165.00	Termination		
VACANT BUILDING MONITORING					
Termination of Notice of Lien	60.00	165.00	Termination		
HOUSING SERVICES					
IN-LIEU PAYMENTS					
Inclusionary Housing In-Lieu for Rental Residential Developments-Year 1 (01/01/2021-12/31/2021)	NEW	If submitted during calendar year 2021, it's \$20.80 multiplied by the entire leasable area of the residential development OR for a fractional inclusionary unit shall be the product of such fraction multiplied by \$375,400.	Application	\$0	HOUSING DEVELOPMENT
Inclusionary Housing In-Lieu for Rental Residential Developments-Each Subsequent Year (Annually from 01/01/2022)	NEW	If submitted during calendar year 2022 or any subsequent year, the prior year fee shall be adjusted by the annual percentage change in new home values for Los Angeles County as published by the Real Estate Research Council.	Application		
Inclusionary Housing In-Lieu for Ownership Residential Developments-Year 1 (01/01/2021-12/31/2021)	NEW	If submitted during calendar year 2021, it's \$14.00 multiplied by the saleable area of the residential development OR the for a fractional inclusionary unit shall be the product of such fraction multiplied by \$413,300.	Application		

PROPOSED MID-YEAR FEE ADJUSTMENTS FOR FISCAL YEAR 2022

Attachment C

Fee Name	Current Fee	Proposed Fee	Per	Theoretical Annual Revenue Change	Fund Group
Inclusionary Housing In-Lieu for Ownership Residential Developments-Each Subsequent Year (Annually from 01/01/2022)	NEW	If submitted during calendar year 2022 or any subsequent year, the prior year fee shall be adjusted by the annual percentage change in new home values for Los Angeles County as published by the Real Estate Research Council.	Application		
TOTAL DEVELOPMENT SERVICES				\$180,000	
Department: HEALTH & HUMAN SERVICES					
ENVIRONMENTAL HEALTH SERVICES					
FOOD PROGRAM FEES					
SOFT SERVE					
Dairy Soft Serve Ice Cream	333.00	342.00	Annual Permit	\$900	HEALTH
Non-Dairy Soft Serve Ice Cream	333	342.00	Annual Permit		
Frozen Yogurt	333.00	342.00	Annual Permit		
SPECIAL PROGRAM FEES					
Shared Use Cannabis Manufacturing Facility: 1-1,999 sq ft manufacturing	NEW	\$1,755.00	Annual Permit	\$0	HEALTH
Shared Use Cannabis Manufacturing Facility: 2,000-5,999 sq ft manufacturing	NEW	\$2,140.00	Annual Permit		
Shared Use Cannabis Manufacturing Facility: 6,000+ sq ft manufacturing	NEW	\$2,525.00	Annual Permit		
Shared Use Cannabis Manufacturing Tenant	NEW	\$159.00	Annual Permit		
PLAN CHECK FEES					
CANNABIS					
Consultation	NEW	\$139.00	1.5 hours, then \$76/hr thereafter	\$0	HEALTH
PC: New Shared Use Cannabis Manufacturing Facility, 1-1,999 sq ft	NEW	\$1,075.00	Each Plan		
PC: New Shared Use Cannabis Manufacturing Facility, 2,000-5,999 sq ft	NEW	\$1,670.00	Each Plan		
PC: New Shared Use Cannabis Manufacturing Facility, 6,000+ sq ft	NEW	\$1,970.00	Each Plan		
Minor Remodel	NEW	1/2 of approp fee	Each Plan		
PC: Shared Use Cannabis Manufacturing Facility - Tenant, 1-1,999 sq ft	NEW	\$537.50	Each Plan		
PC: Shared Use Cannabis Manufacturing Facility - Tenant, 2,000-5,999 sq ft	NEW	\$835.00	Each Plan		

PROPOSED MID-YEAR FEE ADJUSTMENTS FOR FISCAL YEAR 2022

Attachment C

Fee Name	Current Fee	Proposed Fee	Per	Theoretical Annual Revenue Change	Fund Group
PC: Shared Use Cannabis Manufacturing Facility - Tenant, 6,000+ sq ft	NEW	\$985.00	Each Plan		
Cannabis - Reinspection Fee	NEW	\$240.00	Each reinspection		
TOTAL HEALTH AND HUMAN SERVICES				\$900	
Department: PARKS, RECREATION, & MARINE					
TIDELANDS FEES					
THE FOLLOWING TIDELANDS AND SPECIAL EVENT FEES ARE APPROVED BY THE LONG BEACH CITY COUNCIL THROUGH THE ADOPTION OF A RESOLUTION DURING A HEARING.					
MARINE BUREAU - TIDELANDS FUNDS					
MARINA FEES					
Visiting Vessel FOB Key Charge	\$5	\$10	Key	\$250	MARINA
Live Aboard Key Deposit	105	100	Each	(\$250)	MARINA
Dry Boat Storage Wait-List Fee	\$32	\$33	Occurrence	\$30	TIDELANDS OPERATIONS
ANIMAL CARE SERVICES					
THE FOLLOWING ANIMAL CARE SERVICES FEES ARE APPROVED BY THE LONG BEACH CITY COUNCIL THROUGH THE ADOPTION OF A RESOLUTION DURING A HEARING.					
INOCULATIONS AND MEDICAL CARE					
Microchip	\$25.00	\$15.00	Animal	(\$2,060)	GENERAL
TOTAL PARKS, RECREATION, & MARINE				(\$2,030)	
Department: PUBLIC WORKS					
PARKING MANAGEMENT					
Broadway/Civic Garage Parking Rates					
Broadway/Civic Garage - Transient Parking	\$1.75	\$2	Each 30 minutes beyond 30 minutes	(\$13,568)	CIVIC CENTER
Broadway/Civic Garage - Library Validation	\$1.75	\$2	First 3 Hours with library validation	(\$1,400)	
TOTAL PUBLIC WORKS				(\$14,968)	
TOTAL GENERAL FUND				\$2,940	
TOTAL ALL OTHER FUNDS				\$45,962	
TOTAL ALL FUNDS				\$48,902	

FINAL REPORT
Cost of Services Study
for the
City of Long Beach
Energy Resources
NOVEMBER 2021



Prepared by:
Revenue & Cost Specialists, LLC
1519 E Chapman Ave, Ste C
Fullerton, CA 92831
www.revenuecost.com
(714) 992-9020

THIS PAGE INTENTIONALLY BLANK

TABLE OF CONTENTS

TABLE OF CONTENTS.....	3
EXECUTIVE SUMMARY	5
CHAPTER I BACKGROUND OF STUDY	9
Financing Adjustments Pursuant to Proposition 4	10
Desirability of Direct Relationship between Payment and Service.....	10
Impact of Propositions 4, 13, 26, and 218	11
Text Topics.....	12
CHAPTER II IDENTIFYING AND COSTING SERVICE CENTERS	13
Identifying Service Centers	13
Resultant Service Centers.....	14
Types of Costs.....	14
Fully Allocated Hourly Rates.....	17
CHAPTER III OVERVIEW OF SERVICE REVENUES MATCHED AGAINST COSTS	19
Accounting for All Revenues – Fees and Rates.....	19
Personal Choice versus Community Supported Services.....	22
Policy Review Information.....	22
Result of Acceptance of Fee Suggestions.....	22
CHAPTER IV SERVICE REVENUE RECOMMENDATIONS	25
Service Groups	25
General Commentary on Chapter Tables	26
Gas Services.....	27
Utility Services/Call Center.....	28
Construction & Pipeline Services.....	29
Engineering & Construction Services.....	29
Summary of Personal Choice Services.....	31
Elimination of Subsidies.....	33
Issues Involved.....	33
Addressing of Issues by City Council.....	33
Conclusion.....	33

APPENDIX A - SUMMARY OF CURRENT FEES AND PROPOSED FEES

APPENDIX B - REVENUE AND COST SUMMARY WORKSHEETS MATCHED WITH COST DETAIL WORKSHEETS

THIS PAGE INTENTIONALLY BLANK

EXECUTIVE SUMMARY

The City of Long Beach selected Revenue and Cost Specialists (RCS) to perform a comprehensive and detailed analysis of the Energy Resources Department's fee-based services. Due to the various demands made of the City, it is essential that the City Council and management have complete information upon which to assess fees charged to the public for services provided as well as alternate, and more equitable, ways to finance City services provided to the community.

Based on data presented in this report, the City Council can better respond to the limits on tax and rate revenues available to the City as well as the constant demand for higher and more operational services and capital improvements. Due to demands made of the City, it is essential that the Council and City management have additional information upon which to assist in charting a future financial course that will preserve the quality of life which its citizens have come to expect.

Systematic and Documented Approach. This analysis was designed to provide the City with a systematic and documented approach to understand, control, and recapture the costs which are forced on it by normal service demands, growth and general economic inflation.

Constitutional Methodology. The methodology used for this analysis is the "costs reasonably borne" test established by Section 8(c) of Proposition 4, now Article XIII B of the California Constitution and Proposition 26. In following that process, RCS has analyzed the ways in which City services can be financed more equitably to assure the City's future financial viability.

Full Business Costs Determined. The methodology followed by both the Authors of Proposition 4, and consequently by RCS, determines the full business cost of providing the reported City services. It also identifies the beneficiaries of those services and determines if they are paying in relationship to benefits derived or if they are deserving of a subsidy paid from the taxes paid by all local citizens and businesses. Thus, the City Council will have full knowledge of costs which are actually occurring.

Financial Integrity Established. This report summarizes the work accomplished and presents recommendations. These recommendations, if implemented, would establish the financial integrity of the analyzed City services and would establish a continuing cost control system following the business principles which are generally espoused for government, but often are ignored in application.

Identifying Service Centers

There are three basic steps in the process used by RCS. The first step is to identify the services offered by the City. Next, the service costs are calculated. Finally, the revenue currently received is matched to the cost of providing the service to determine if there is a subsidy from taxes.

Refinement Process. In a series of meetings held with City staff, department by department, we developed a list of services, and then allocated staff time to the appropriate services. This service time was refined over the course of these meetings until all available staff time was allocated and represented an accurate allocation.

Personal Choice versus Community Supported Services

Personal Choice Services are those offered to identifiable customers at a measured level. They are also services that can be withheld for non-payment. These services are not precisely likened to fee-based services to the extent that policy makers may have decided to subsidize them in full or part. These services are distinguished from Community Supported Services that carry an implicit requirement and rationale for setting a level of subsidization typically based on social, safety or general community welfare.

Summary of Results

If all the recommendations and suggestions made in this Report are adopted, the City would increase cost recovery by **\$80,675** on an annual basis. By taking such actions, far more equity between taxpayers and fee-payers would be gained, and the City's financial picture would be improved.

Policy Review Information

As the Council conducts its policy review of each of the revenue-cost match-ups, it should refer to Appendix A and also to the text in Chapter IV to assist in that review.

The policy review should assess the tax revenues used to subsidize each service and address the following options available to the City for each service center:

1. Reduce costs and thereby the tax subsidy by reducing the level of service or restructuring the service to provide it differently.
2. Adjust or institute a fee or charge to recover all of the "costs reasonably borne".
3. Eliminate a tax subsidy to another "less deserving" service to utilize the taxes in order to provide this service.

Result of Acceptance of Fee Suggestions

If the suggestions in Chapter IV and in the fee recommendations in Appendix A are adopted in full then a significant amount of added revenues will be available to the City, which would provide ratepayer equity. Most of these new revenues will be from fee increases to replace rate monies used to make up the difference between fees collected and costs incurred in providing the services, which will then be available for those services which can only be funded from rates.

These rate "diversions" are the now-documented rate subsidies to potentially self-supporting City services. Thus, additional monies could be made available for other Department services which are not generally conducive to service charges, thereby achieving much closer equity between benefits and associated payments.

Policy Guidance. More importantly, the Council would be able to make its decisions based on business principles as much as is possible.

Understanding of Equitable Charging for Government. The City Council now has to assist its constituents to understand that under the California Constitution the intent is that:

- Taxes and rates finance services for which there is no alternative way to finance them.
- Service charges should be utilized to finance those things for which benefits can be determined.
- Beneficiaries of such services be charged in direct relationship to the benefits derived.

THIS PAGE INTENTIONALLY BLANK

CHAPTER I

BACKGROUND OF STUDY

The City of Long Beach selected Revenue and Cost Specialists (RCS) to perform a comprehensive and detailed analysis of the Energy Resources Department's fee-based services. Due to the various demands made of the City, it is essential that the City Council and management have complete information upon which to assess fees charged to the public for services provided as well as alternate, and more equitable, ways to finance City services provided to the community.

Based on data presented in this report, the City Council can better respond to the limits on tax and rate revenues available to the City as well as the constant demand for higher and more operational services and capital improvements. Due to demands made of the City, it is essential that the Council and City management have additional information upon which to assist in charting future financial course that will preserve the quality of life which its citizens have come to expect.

Systematic and Documented Approach. This analysis was designed to provide the City with a systematic and documented approach to understand, control, and recapture the costs which are forced on it by normal service demands, growth and general economic inflation.

Constitutional Methodology. The methodology used for this analysis is the "costs reasonably borne" test established by Section 8(c) of Proposition 4, now Article XIII B of the California Constitution and Proposition 26. In following that process, RCS has analyzed the ways in which City services can be financed more equitably to assure the City's future financial viability.

Full Business Costs Determined. The methodology followed by both the Authors of Proposition 4, and consequently by RCS, determines the full business cost of providing the reported City services. It also identifies the beneficiaries of those services and determines if they are paying in relationship to benefits derived or if they are deserving of a subsidy paid from the taxes paid by all local citizens and businesses. Thus, the City Council will have full knowledge and cannot ignore costs which are actually occurring.

Financial Integrity Established. This text summarizes the work accomplished and presents recommendations. These recommendations, if implemented, would firmly establish the financial integrity of the analyzed City services and would establish a continuing cost control system following the business principles which are generally espoused for government, but often are ignored in application.

Financing Adjustments Pursuant to Proposition 4

Proposition 4, which is more commonly referred to as the "Gann Spirit of 13 'Let's Finish the Job' Initiative", was adopted by 74.3% of the voters of California on November 6, 1979. It became effective on July 1, 1980, retroactive to Fiscal Year 1978-1979. Statutes clarifying certain provisions of the Proposition, which is now Article XIII B of the California Constitution, became effective January 1, 1981.

This report provides data to the City for reviewing the reported fee-financed services based on full-costing information and for implementing the "costs reasonably borne" provision of this Constitutional Article, within presently known legal parameters and the authors' pronounced and published intent.

Adjustments to Financing. As a result of this analysis, the City now possesses the basis for making necessary adjustments to its methods of financing services for those services reported on herein. It can achieve a more equitable and fair mix for financing those services and capital needs, using taxes and service charges, in the direction pointed by passage of Article XIII B, and the business methodologies inherent in that Article.

It should be remembered from the start that taxes are now limited and controlled, and therefore the capability of using these taxes to subsidize "special" services which are wholly or partially fee-financed is also limited.

The "Costs Reasonably Borne" Test. The "costs reasonably borne" process as envisioned by the Authors of Proposition 4 implies a direct relationship between payment of fees and charges and receipt of services. It also implies the use of taxes for financing those governmental activities which humanely and properly cannot be financed other than by taxes.

Desirability of Direct Relationship between Payment and Service

This direct fee-for-service and tax equity relationship does not exist when tax monies are used to subsidize services which are received by only a small portion of the taxpaying public or by non-residents. A major underlying goal of this project is to provide information and guidance to the Council on how the City can continue as a viable financial entity, finance the services and facilities that its citizens and business enterprises have come to expect, and yet in the long run be able to live within the limits imposed by Article XIII B and Propositions 13, 218, and 26.

At the same time, the City can in great part re-establish basic fairness and equity between users of City services and those who pay for them and control those costs on a continuing basis.

Impact of Propositions 4, 13, 26, and 218

Initiative 4 of November 1979, coupled with its immediate predecessor -- Proposition 13 of a year earlier -- wrought the greatest changes in California governmental financing in a century. Proposition 218, passed in 1996 and becoming Articles XIII C & D, further limited local governments' revenue source options. Those propositions have had, and will continue to have, a profound effect on California governments.

Effects on the City. One effect of these propositions has been a constant search for new revenue sources to finance services required by the City. However, at the same time, State and Federal program revenues continue to decrease. Consequently, the City faces the prospect of declining revenue with which to fund City services.

Costs Exceeding Revenues. The full costs of delivering the City's defined fee-financed services -- as defined in business terms by the authors of Article XIII B, and as applied by the business methods of this analysis as based on that Constitutional Article -- are running at an annual rate beyond current or expected fee revenues. The result is the diversion of tax monies or revenues from other service areas within an enterprise fund to make up the difference between fee revenues collected and full business costs incurred.

Variety of Equitable Revenue Sources. This analysis presents a wide variety of ways in which revenue can surely and legally be raised and as important, more equitably raised than at present. The amount of new revenues to be raised is dependent upon the Council's determination of the level of support for essential services.

Proposition 26. With the passage of Proposition 26 in 2010, these principles were codified with some changes. Article XIII C of the State Constitution was amended to formally declare that fees are not considered taxes if they do not exceed the reasonable costs of the service. Some of the types of services for which reasonable fees are allowable are:

- (1) A charge imposed for a specific benefit conferred or privilege granted directly to the payor that is not provided to those not charged, and which does not exceed the reasonable costs to the local government of conferring the benefit or granting the privilege.
- (2) A charge imposed for a specific government service or product provided directly to the payor that is not provided to those not charged, and which does not

exceed the reasonable costs to the local government of providing the service or product.

(3) A charge imposed for the reasonable regulatory costs to a local government for issuing licenses and permits, performing investigations, inspections, and audits, enforcing agricultural marketing orders, and the administrative enforcement and adjudication thereof.

Article XIII C also provides that a local government agency must demonstrate that the amount of revenue to be generated by a fee is no more than necessary to cover the reasonable costs of the governmental activity supported by the fee, and that the manner in which those costs are allocated to a payor bear a fair or reasonable relationship to the payor's burdens on, or benefits received from, the governmental activity. This Report was prepared in accordance with these principles.

Text Topics

The remaining Chapters of this text address the following topics:

- II. Identifying and Costing Service Centers
- III. Overview of Service Revenues Matched Against Costs
- IV. Service Revenue Recommendations
- V. Conclusion

CHAPTER II

IDENTIFYING AND COSTING SERVICE CENTERS

There are three basic steps in the process used by RCS. The first step is to identify the services offered by the City. Next, the service costs are calculated. Finally, the revenue currently received is matched to the cost of providing the service to determine if there is a subsidy from taxes. This chapter covers the first two steps and Chapter III shows the match-up of revenues and costs.

Identifying Service Centers

Two techniques were utilized to identify the service centers for which revenue and cost data were gathered and around which the service cost analysis of this Report is built.

Revenue Analysis

The first technique involved gathering revenue information for the 2021 Fiscal Year, and then updating and revising the budget estimates for the same revenue sources for this fiscal year.

Budgets and Financial Reports Used. The Budget for the 2021 Fiscal Year was secured and analyzed. Budgeted and received revenues for all fee-supported services were extracted from those reports, where such information was available.

Division of Revenue Sources. RCS has divided services into far smaller "service centers" than the City has traditionally designated.

Service Center Identification

The second technique involved several scheduled meetings with City staff to identify each type of service being provided with or without charge.

Refinement Process. In a series of meetings held with City staff, department by department, we developed a list of services, and then allocated staff time to the appropriate services. This service time was refined over the course of these meetings until all available staff time was allocated and represented an accurate allocation.

Resultant Service Centers

"Service Center" Defined. The "service revenue" -- fee or charge for a service -- and the related "service cost" comprise a "service center". Each service center has a unique "Revenue and Cost Summary Worksheet" and a matching "Cost Detail Worksheet", which are found in Appendix B of this Report. These "Service Center Worksheets" are matched to one another on facing pages.

Types of Costs

The following costs make up the cost detail found on the right-hand page in Appendix B for each service center.

Salaries and Wages

City government is in fact a service industry, and therefore, it is natural that salaries make up the largest single element of cost for most services.

Interview Process. In order to allocate the salaries, lengthy interviews were held, documents sought and researched, and reports and accounting records examined by RCS. The result was a percentage or hours distribution of individual employee personal services costs.

One hundred percent of the time of all City employees was distributed across the applicable service centers. This study did not provide operational assessments or recommendations for improvements to services.

Employee Fringe Benefits

Since fractional time -- to as low as three minutes per unit of service or one-twentieth of a percent of the annual time of an employee has been allocated to service centers, fringe benefit costs also must be fractionalized to carefully and accurately distribute those ancillary personnel costs.

The City finances numerous benefits for its employees, thereby incurring measurable costs for these items, including:

- PERS/PARS Retirement
- Health Benefits
- Social Security/Medicare Insurance
- Payroll/Post-Employment Benefits

- Workers Compensation Insurance

All of these costs are current operating expenses, and the amounts were isolated. Actual costs were determined and reduced to a percentage of salary for each of the positions.

Available Work-Hours. After the individual elements of cost for positions was compiled, the total cost for each position was divided by the number of available work-hours. Available work hours were calculated as the total possible work-hours in a year, 2,080, less the following away-from-work benefit hours:

- Holidays
- Vacations
- Personal Leave
- Sick Leave
- Morning/Afternoon Breaks
- Start Up/Down Time

Maintenance and Operation Costs

All maintenance and operation costs, including non-personnel expenses such as professional services, insurance, operating supplies etc., were derived from the current year Council-approved budget and allocated via percentages or through actual allocation to each of the service centers identified in a department or division.

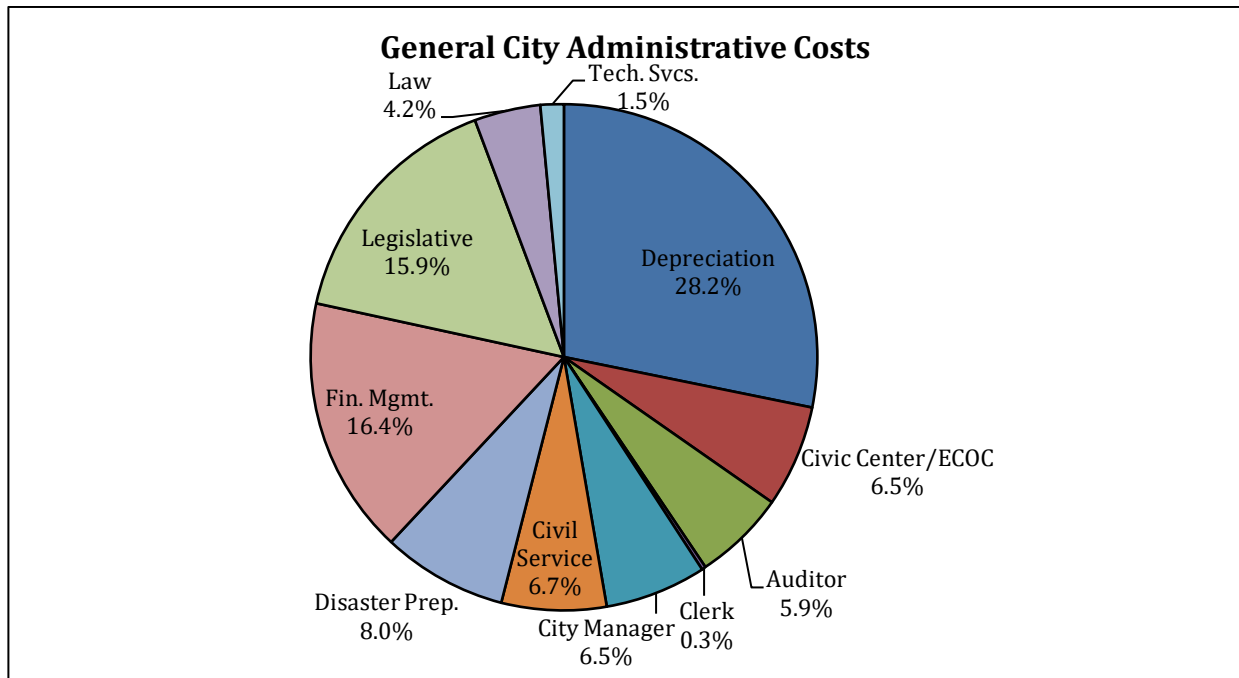
General and Departmental Overhead Costs

Overhead costs provide the vital glue that holds an organization together operationally and provide important coordinating capabilities. They also provide the day-to-day support services and facilities required for the organization to function effectively. RCS has used a detailed Cost Allocation Plan (CAP) provided by the City to identify and allocate these costs to the remainder of the City organization. In the CAP, costs were allocated to end-user departments and divisions by applying an agreed-upon overhead allocation factor. Each factor was related to the work effort of its particular overhead element and was assessed for relevance and reasonableness.

Full Cost Distribution. The purpose of deriving overhead costs to apportion these amounts to direct service program costs. By adopting this method, the City will be aware of its true costs and be able to emulate business methods. Article XIII B's (Proposition 4 of 1979) authors intended this, defining as part of "costs reasonably borne" a calculated "reasonable allocation for overhead and administration."

General City Overhead. These services primarily set policy and support other departments without providing a deliverable service to the public. Where they do perform an end-user service, such costs have not been allocated to other departments. The Citywide Indirect Cost Plan was used to determine these allocations.

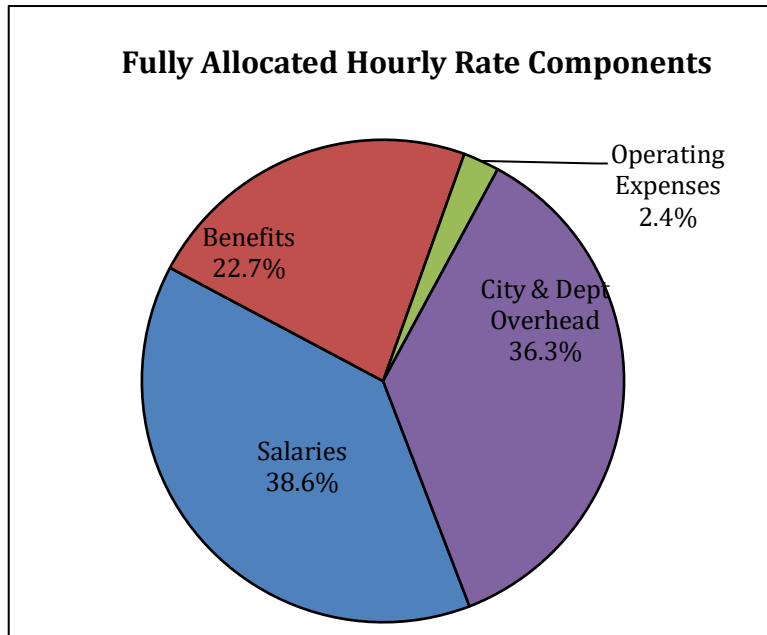
Costs in this general administration category City-wide include the following functions:



Departmental Administration. Costs in this category involve intra-departmental support functions, outside the above listed general City overhead functions, and involve the allocation of staff time within and among departmental functions. These services also do not provide end-user deliverables to the public, but instead provide vital administrative support within specific departments.

Fully Allocated Hourly Rates

All of the above items make up the fully allocated hourly rate which is calculated for each position in the Energy Resources Department. The makeup of each component of the Department-wide average fully allocated hourly rate is detailed in the chart below.



THIS PAGE INTENTIONALLY BLANK

CHAPTER III

OVERVIEW OF SERVICE REVENUES MATCHED AGAINST COSTS

In the last chapter the method of calculating the costs for all City services was identified. This chapter begins with a Summary that itemizes the revenues and costs by service center. Then, an overview is presented of what will be presented in the following chapter, which shows that there is no one solution to the City's financial challenge.

Accounting for All Revenues – Fees and Rates

Local government funding comes from a multitude of revenue sources such as taxes, fines, grants, use of property, user fees, utility rates, etc. Our Study focuses on the relationship between fees and rates. As an example, Meter Installation – First Meter (ER-01) in the following schedule estimates the full costs at \$4,478. These expenses are offset by current fee revenues of \$3,300, and rate revenues of \$1,178 must pay for the remaining. This subsidy can be eliminated by raising the relevant fees. To the extent that the fees are NOT increased, general gas utility rates paid by all ratepayers are the only alternative revenue source.

**CITY OF LONG BEACH – ENERGY RESOURCES
SUMMARY OF FEE SERVICES AND CURRENT FINANCING
FISCAL YEAR 2020-21**

SCHEDULE 1

REF# (1)	SERVICE (2)	TOTAL SERVICE COST (3)	RESOURCES USED TO FINANCE SERVICE	
			FEES (4)	RATES (5)
GAS SERVICES				
ER-01	METER INSTALLATION - FIRST METER	\$4,478	\$3,300	\$1,178
ER-02	METER INSTALLATION - ADD'L METER	\$90,690	\$82,000	\$8,690
ER-03	SVCE LINE METER INSTALL-TO 1.5 MBTU	\$2,987	\$2,200	\$787
ER-04	SVC LINE METER INSTALL- 1.5+ MBTU	N/A	N/A	\$0
ER-05	METER SET ASSEMBLY REPAIR/MAINT	N/A	N/A	\$0
ER-06	TELEMETRY/REG METER SETTING REG HRS	N/A	N/A	\$0
ER-07	TELEMETRY/REG METER SETTING AFT HRS	N/A	N/A	\$0
ER-08	METER UPGRADE/RELOCATION	\$29,856	\$22,000	\$7,856
ER-09	SERVICE ESTABLISHMENT	\$808,447	\$848,750	(\$40,303)
ER-10	MISSED APPOINTMENT	\$59,241	\$24,922	\$34,319
ER-11	LOCK BOX INSTALLATION	N/A	N/A	\$0
ER-12	EARTHQUAKE VALVE RESET	\$4,132	\$3,871	\$261
ER-13	DEMAND TEST	\$109	\$52	\$57
ER-14	RECONNECT AFTER DELINQUENT TURN-OFF	\$552,172	\$485,030	\$67,142
ER-15	TENANT RIGHTS NOTIFICATION POSTING	\$730,131	\$646,485	\$83,646
ER-16	UNAUTH REMOVAL/DAMAGE LOCK/FLATHEAD	\$42,158	\$26,000	\$16,158

REF# (1)	SERVICE (2)	TOTAL SERVICE COST (3)	RESOURCES USED TO FINANCE SERVICE	
			FEES (4)	RATES (5)
ER-17	METER TAMPERING RESET	\$2,892	\$1,980	\$912
ER-18	TECHNICAL SUPPORT	N/A	N/A	\$0

SUBTOTAL - GAS SERVICES	\$2,327,293	\$2,146,590	\$180,703
--------------------------------	--------------------	--------------------	------------------

UTILITY SERVICES/CALL CENTER

ER-19	METER READ BY CUSTOMER REQUEST	\$27	\$25	\$2
ER-20	SMART GAS METER OPT OUT INITIAL FEE	\$148	\$75	\$73
ER-21	SMART GAS METER OPT OUT-MONTHLY FEE	\$4,965	\$1,800	\$3,165
ER-22	METER ACCESS INVESTIGATION	\$111	\$38	\$73
ER-23	ILLEGAL GAS/WATER BILLING	\$5,521	\$960	\$4,561
ER-24	METER SET ASSEMBLY (MSA) TAMPER	\$5,231	\$960	\$4,271
ER-25	RECORD RESEARCH	N/A	N/A	\$0
ER-26	DUPLICATE BILL IMAGE COPY	\$1,366	\$1,225	\$141
ER-27	ACCOUNT HISTORY	\$4,771	\$2,465	\$2,306

SUBTOTAL - UTILITY SERVICES/CALL CENTER	\$22,140	\$7,548	\$14,592
--	-----------------	----------------	-----------------

CONSTRUCTION & PIPELINES

ER-28	SERVICE INSTALLATION UP TO 1 1/4"	\$272,650	\$448,500	(\$175,850)
ER-29	SERVICE ALTERATION UP TO 1 1/4"	\$81,271	\$448,500	(\$367,229)
ER-30	SERVICE INSTALLATION - PE 2"	\$13,631	\$20,400	(\$6,769)
ER-31	SERVICE ALTERATION - PE 2"	\$1,576	\$10,200	(\$8,624)
ER-32	SERVICE INSTALLATION - STEEL 2"	\$25,703	\$15,300	\$10,403
ER-33	SERVICE ALTERATION - STEEL 2"	\$4,195	\$10,200	(\$6,005)
ER-34	MAIN CONSTRUCTION - 2"	\$10,905	\$8,300	\$2,605
ER-35	MAIN CONSTRUCTION - PE 4-6"	\$12,302	\$13,300	(\$998)
ER-36	MAIN CONSTRUCTION - STEEL 4-6"	\$9,715	\$9,360	\$355
ER-37	MAIN CONSTRUCTION - OVER 6"	N/A	N/A	\$0
ER-38	MAIN PIPELINE REPAIR	N/A	N/A	\$0
ER-39	PC FITTING LINE STOPPER TO 4" HALF	\$6,611	\$6,696	(\$85)
ER-40	PC FITTING LINE STOPPER TO 4" FULL	\$15,723	\$13,544	\$2,179
ER-41	PC FITTING LINE STOPPER 6-8" FULL	\$26,270	\$32,760	(\$6,490)
ER-42	PC FITTING LINE STOPPER 10-12" FULL	\$10,928	\$49,420	(\$38,492)
ER-43	PC FITTING LINE STOPPER OVER 12"	N/A	N/A	\$0
ER-44	PC FITTING BRANCH CONNECT 2"	\$264	\$315	(\$51)
ER-45	PC FITTING BRANCH CONNECT 3-4"	\$3,692	\$6,741	(\$3,049)
ER-46	PC FITTING BRANCH CONNECT 6-8"	\$791	\$1,428	(\$637)
ER-47	SERVICE PIPELINE DISCONNECTION	\$82,295	\$52,174	\$30,121
ER-48	SERVICE PIPELINE REPAIR	\$1,079	\$1,029	\$50
ER-49	BOLLARD INSTALLATION	\$513	\$344	\$169
ER-50	CONCRETE OR ASPHALT REPAIR	N/A	N/A	\$0
ER-51	ADDITIONAL WORK CREW MOBILIZATION	\$2,097	\$1,560	\$537
ER-52	REGULAR HOURS CONSTRUCT CREW WORK	N/A	N/A	\$0
ER-53	AFTER/EMERG HOURS CONSTR CREW WORK	N/A	N/A	\$0
ER-54	CONTR QUALIF TEST-STEEL ELEC ARC	\$19,435	\$11,250	\$8,185

Chapter II – Identifying and Costing Service Centers

REF# (1)	SERVICE (2)	TOTAL SERVICE COST (3)	RESOURCES USED TO FINANCE SERVICE	
			FEES (4)	RATES (5)
ER-55	CONTR QUALIF TEST-STEEL OXYACETYL.	\$11,744	\$1,180	\$10,564
ER-56	CONTR QUAL TEST - PE FUSE UP TO 2"	\$9,330	\$832	\$8,498
ER-57	CONTR QUALIF TEST-PLAST ELECTR/MECH	N/A	N/A	\$0
ER-58	CONTR QUAL TEST - PE FUSE 4" & 6"	\$9,330	\$7,488	\$1,842
ER-59	CONTR QUALIF TEST-COVERED TASKS	N/A	N/A	\$0

SUBTOTAL - CONSTRUCTION & PIPELINES	\$632,050	\$1,170,821	(\$538,771)
--	------------------	--------------------	--------------------

ENGINEERING & CONSTRUCTION

ER-60	ENGINEERING TECHNICAL REVIEW	\$1,584,664	\$1,385,288	\$199,376
ER-61	ENGINEERING SUPPORT REVIEW	\$1,462,730	\$1,460,345	\$2,385
ER-62	PLAN CHECK REVIEW FEE	\$620	\$400	\$220
ER-63	RIGHT OF WAY REVIEW	\$12,000	\$8,600	\$3,400
ER-64	ENERGY RESOURCES TAC REVIEW	\$18,714	\$0	\$18,714
ER-65	WILL SERVE LETTER	\$5,165	\$0	\$5,165
ER-66	EXISTING GAS SVC/FEED ANALYSIS	\$1,165	\$900	\$265
ER-67	NEW GAS SERVICE/FEED ANALYSIS	\$2,380	\$2,000	\$380
ER-68	COMPLEX GAS SERVICE/FEED ANALYSIS	\$17,836	\$19,500	(\$1,664)
ER-69	GAS PIPELINE/METER SET INSPECTION	\$3,632,232	\$2,036,211	\$1,596,021
ER-70	ER ENGINEERING PROJECT ADMIN	\$399	\$1,178	(\$779)
ER-71	PREP/PROCESS ENGINEER AGREEMENTS	\$664	\$1,285	(\$621)
ER-72	PREP/PROCESS ENGINEER AGREEMENTS	\$104,839	\$80,000	\$24,839

SUBTOTAL - ENGINEERING & CONSTRUCTION	\$6,843,408	\$4,995,707	\$1,847,701
--	--------------------	--------------------	--------------------

GRAND TOTAL	\$9,824,891	\$8,320,666	\$1,504,225
--------------------	--------------------	--------------------	--------------------

Personal Choice versus Community Supported Services

Personal Choice Services are those offered to identifiable customers at a measured level. They are also services that can be withheld for non-payment. These services are not precisely likened to fee-based services to the extent that policy makers may have decided to subsidize them in full or part. These services are distinguished from Community Supported Services that carry an implicit requirement and rationale for setting a level of subsidization typically based on social, safety or general community welfare.

As the voter initiative most concerned with fee services, the initiative authors of Proposition 4 were not concerned with what categories of services were being subsidized as long as subsidy levels set by policy were explicit decisions made by the authorizing body with knowledge of full cost information.

Policy Review Information

As the Council conducts its policy review of each of the revenue-cost match-ups in the next chapter, it should refer to comments on the bottom of the service center worksheets in Appendix B and also in the text in the next chapter to assist in that review.

The policy review should assess the tax revenues used to subsidize each service and address the following options available to the City for each service center:

1. Reduce costs and thereby the tax subsidy by reducing the level of service or restructuring the service to provide it differently.
2. Adjust or institute a fee or charge to recover all of the "costs reasonably borne".
3. Eliminate a tax subsidy to another "less deserving" service to utilize the taxes in order to provide this service.

Effects of Budget Reductions. Across-the-board budget reductions during recessionary times affect fee-supported services as well as tax-supported services. But, if staffing reductions cause the service to be provided at a level that is lower than previously, then the costs have also decreased from that previous level. This must result in a lower fee so as not to be charging more than the costs reasonably borne. Therefore, the City should be aware of this result when reviewing possible budget reductions.

Result of Acceptance of Fee Suggestions

If the suggestions in the following Chapter and on the Service Center Worksheets are adopted in full then a significant amount of added revenues will be available to the City, which would provide ratepayer equity. Most of these new revenues will be from fee

increases to replace rate monies used to make up the difference between fees collected and costs incurred in providing the services, which will then be available for those services which can only be funded from rates.

These rate "diversions" are the now-documented rate subsidies to potentially self-supporting City services. Thus, additional monies could be made available for other City services which are not generally conducive to service charges, thereby achieving much closer equity between benefits and associated payments.

Policy Guidance. More importantly, the Council would be able to make its decisions based on business principles as much as is possible.

Understanding of Equitable Charging for Government. The City Council now has to assist its constituents to understand that under the California Constitution the intent is:

- That rates finance those services for which there is no other alternative way to finance them.
- That service charges and special assessments should be utilized to finance those things for which benefits can be determined.
- That the beneficiaries of such services be charged in direct relationship to the benefits derived.

THIS PAGE INTENTIONALLY BLANK

CHAPTER IV

SERVICE REVENUE RECOMMENDATIONS

The purpose of this Chapter is to present the services which RCS has initially labeled as Personal Choice and to suggest the magnitude of rate revenues that could be diverted from these services to Community Supported Services.

City Council has Final Judgment. It must be understood that considerable judgment--albeit experienced--was exercised by RCS in suggesting what services were Personal Choice as opposed to Community Supported Services and in suggesting that most Personal Choice Services should be paid for by the service requestor rather than subsidized by the entire community. However, the final decision on the nature of the service and whether it deserves to be subsidized will have to be made by the City Council.

Service Groups

RCS has organized Energy Resources Department Personal Choice Services into the following four service groups for purposes of discussion:

- Gas Services
- Utility Services/Call Center Services
- Construction & Pipeline Services
- Engineering & Construction Services

These groups, explained in turn, are program oriented. Each group includes a table summarizing the revenues and costs of each service. The table summarizing the group tables (Table 5) is found at the end of this Chapter.

Appendix A, following the text, summarizes the current fees and the proposed fees for each of the Personal Choice service centers

Service Center details found in **Appendix B**, are in sequence by the Reference Number (Column 1 on each of the following Tables), include detail information for each service on two facing pages. The left page has textual and summary information including RCS's suggested service fee. The right page has the service cost detail.

General Commentary on Chapter Tables

Each table has eight columns, explained here:

Column 1 is the Report Reference Number.

Column 2 is the title of the service.

Columns 3, 4 & 5 are the same amounts for revenue, cost and profit (subsidy) found on the left page of the detail service sheets in Appendix B.

Column 6 is the current percentage of costs recovered from the user fees and charges with the difference being subsidized by taxes.

Column 7 is the percentage of user fee cost recovery which might be obtainable without tax subsidy. Of course, decisions regarding tax subsidies to a service are a City Council policy decision on how to allocate its tax and general revenues.

Column 8 contains the estimated amount of revenues which RCS suggests could be raised or reduced.

Gas Services

These service centers are identified for Gas Services.

**Table 1
Gas Services**

REF # (1)	SERVICE (2)	TOTAL FEE REVENUE (3)	TOTAL SERVICE COST (4)	TOTAL PROFIT/ (SUBSIDY) (5)	PCT. RECOVERY FROM FEES		POSSIBLE NEW REVENUE (8)
					ACTUAL (6)	SUGGEST (7)	
ER-01	METER INSTALLATION - FIRST METER	\$3,300	\$4,478	(\$1,178)	73.7%	100%	\$1,200
ER-02	METER INSTALLATION - ADD'L METER	\$82,000	\$90,690	(\$8,690)	90.4%	100%	\$8,700
ER-03	SVC LINE METER INSTALL-TO 1.5 MBTU	\$2,200	\$2,987	(\$787)	73.7%	100%	\$800
ER-04	SVC LINE METER INSTALL- 1.5+ MBTU	N/A	N/A	N/A	N/A	100%	\$0
ER-05	METER SET ASSEMBLY REPAIR/MAINT	N/A	N/A	N/A	N/A	100%	\$0
ER-06	TELEMETRY/REG METER SETTING REG HRS	N/A	N/A	N/A	N/A	100%	\$0
ER-07	TELEMETRY/REG METER SETTING AFT HRS	N/A	N/A	N/A	N/A	100%	\$0
ER-08	METER UPGRADE/RELOCATION	\$22,000	\$29,856	(\$7,856)	73.7%	100%	\$7,900
ER-09	SERVICE ESTABLISHMENT	\$848,750	\$808,447	\$40,303	105.0%	100%	\$0
ER-10	MISSED APPOINTMENT	\$24,922	\$59,241	(\$34,319)	42.1%	100%	\$34,300
ER-11	LOCK BOX INSTALLATION	N/A	N/A	N/A	N/A	100%	\$0
ER-12	EARTHQUAKE VALVE RESET	\$3,871	\$4,132	(\$261)	93.7%	100%	\$0
ER-13	DEMAND TEST	\$52	\$109	(\$57)	47.7%	100%	\$0
ER-14	RECONNECT AFTER DELINQUENT TURN-OFF	\$485,030	\$552,172	(\$67,142)	87.8%	100%	\$67,100
ER-15	TENANT RIGHTS NOTIFICATION POSTING	\$646,485	\$730,131	(\$83,646)	88.5%	100%	\$83,600
ER-16	UNAUTH REMOVAL/DAMAGE LOCK/FLATHEAD	\$26,000	\$42,158	(\$16,158)	61.7%	100%	\$16,200
ER-17	METER TAMPERING RESET	\$1,980	\$2,892	(\$912)	68.5%	100%	\$900
ER-18	TECHNICAL SUPPORT	N/A	N/A	N/A	N/A	100%	\$0
SUBTOTAL - GASSERVICES		\$2,146,590	\$2,327,293	(\$180,703)	92.2%		\$220,700

NOTES:

- (a) Insufficient volume of service
- (b) Fee determined by actual time and costs
- (d) Recommend removing fee as service is no longer provided.

Conclusion of Gas Services

If the suggestions made in Appendix A are approved, approximately \$220,700 in new revenue could be realized annually.

Utility Services/Call Center

These service centers are identified for Utility Services and Call Center Services.

**Table 2
Utility Services/Call Center**

REF # (1)	SERVICE (2)	TOTAL FEE REVENUE (3)	TOTAL SERVICE COST (4)	TOTAL PROFIT/ (SUBSIDY) (5)	PCT. RECOVERY FROM FEES		POSSIBLE NEW REVENUE (8)	
					ACTUAL (6)	SUGGEST (7)		
ER-19	METER READ BY CUSTOMER REQUEST	\$25	\$27	(\$2)	92.6%	100%	\$0	a
ER-20	SMART GAS METER OPT OUT INITIAL FEE	\$75	\$148	(\$73)	50.7%	100%	\$100	a
ER-21	SMART GAS METER OPT OUT-MONTHLY FEE	\$1,800	\$4,965	(\$3,165)	36.3%	100%	\$3,200	
ER-22	METER ACCESS INVESTIGATION	\$38	\$111	(\$73)	34.2%	100%	\$0	a
ER-23	ILLEGAL GAS/WATER BILLING	\$960	\$5,521	(\$4,561)	17.4%	100%	\$0	b
ER-24	METER SET ASSEMBLY (MSA) TAMPER	\$960	\$5,231	(\$4,271)	18.4%	100%	\$0	
ER-25	RECORD RESEARCH	N/A	N/A	N/A	N/A	100%	\$0	b
ER-26	DUPLICATE BILL IMAGE COPY	\$1,225	\$1,366	(\$141)	89.7%	100%	\$100	
ER-27	ACCOUNT HISTORY	\$2,465	\$4,771	(\$2,306)	51.7%	100%	\$2,300	
SUBTOTAL - UTILITY SERVICES/CALL CENTER		\$7,548	\$22,140	(\$14,592)	34.1%		\$5,700	

NOTES:

- (a) Insufficient volume of service
- (b) Fee determined by actual time and costs

Conclusion of Utility Services and Call Center Services

If the suggestions made in Appendix A are approved, approximately \$5,700 in new revenue could be realized annually.

Construction & Pipeline Services

These service centers are identified for Construction & Pipeline Services.

Table 3
Construction & Pipeline Services

REF # (1)	SERVICE (2)	TOTAL FEE REVENUE (3)	TOTAL SERVICE COST (4)	TOTAL PROFIT/ (SUBSIDY) (5)	PCT. RECOVERY FROM FEES		POSSIBLE NEW REVENUE (8)	
					ACTUAL (6)	SUGGEST (7)		
ER-28	SERVICE INSTALLATION UP TO 1 1/4"	\$448,500	\$272,650	\$175,850	164.5%	100%	(\$74,425)	c
ER-29	SERVICE ALTERATION UP TO 1 1/4"	\$448,500	\$81,271	\$367,229	551.9%	100%	(\$183,600)	c
ER-30	SERVICE INSTALLATION - PE 2"	\$20,400	\$13,631	\$6,769	149.7%	100%	(\$3,400)	c
ER-31	SERVICE ALTERATION - PE 2"	\$10,200	\$1,576	\$8,624	647.2%	100%	(\$4,300)	c
ER-32	SERVICE INSTALLATION - STEEL 2"	\$15,300	\$25,703	(\$10,403)	59.5%	100%	\$10,400	
ER-33	SERVICE ALTERATION - STEEL 2"	\$10,200	\$4,195	\$6,005	243.1%	100%	(\$3,000)	c
ER-34	MAIN CONSTRUCTION - 2"	\$8,300	\$10,905	(\$2,605)	76.1%	100%	\$0	a
ER-35	MAIN CONSTRUCTION - PE 4-6"	\$13,300	\$12,302	\$998	108.1%	100%	\$0	a
ER-36	MAIN CONSTRUCTION - STEEL 4-6"	\$9,360	\$9,715	(\$355)	96.3%	100%	\$0	a
ER-37	MAIN CONSTRUCTION - OVER 6"	N/A	N/A	N/A	N/A	100%	\$0	b
ER-38	MAIN PIPELINE REPAIR	N/A	N/A	N/A	N/A	100%	\$0	b
ER-39	PC FITTING LINE STOPPER TO 4" HALF	\$6,696	\$6,611	\$85	101.3%	100%	(\$100)	
ER-40	PC FITTING LINE STOPPER TO 4" FULL	\$13,544	\$15,723	(\$2,179)	86.1%	100%	\$2,200	
ER-41	PC FITTING LINE STOPPER 6-8" FULL	\$32,760	\$26,270	\$6,490	124.7%	100%	\$0	c
ER-42	PC FITTING LINE STOPPER 10-12" FULL	\$49,420	\$10,928	\$38,492	452.2%	100%	\$0	c
ER-43	PC FITTING LINE STOPPER OVER 12"	N/A	N/A	N/A	N/A	100%	\$0	b
ER-44	PC FITTING BRANCH CONNECT 2"	\$315	\$264	\$51	119.3%	100%	\$0	a
ER-45	PC FITTING BRANCH CONNECT 3-4"	\$6,741	\$3,692	\$3,049	182.6%	100%	\$0	c
ER-46	PC FITTING BRANCH CONNECT 6-8"	\$1,428	\$791	\$637	180.5%	100%	\$0	a
ER-47	SERVICE PIPELINE DISCONNECTION	\$52,174	\$82,295	(\$30,121)	63.4%	100%	\$30,100	
ER-48	SERVICE PIPELINE REPAIR	\$1,029	\$1,079	(\$50)	95.4%	100%	\$0	b
ER-49	BOLLARD INSTALLATION	\$344	\$513	(\$169)	67.1%	100%	\$0	a
ER-50	CONCRETE OR ASPHALT REPAIR	N/A	N/A	N/A	N/A	100%	\$0	
ER-51	ADDITIONAL WORK CREW MOBILIZATION	\$1,560	\$2,097	(\$537)	74.4%	100%	\$0	a
ER-52	REGULAR HOURS CONSTRUCT CREW WORK	N/A	N/A	N/A	N/A	100%	\$0	b
ER-53	AFTER/EMERG HOURS CONSTR CREW WORK	N/A	N/A	N/A	N/A	100%	\$0	b
ER-54	CONTR QUALIF TEST-STEEL ELEC.ARC	\$11,250	\$19,435	(\$8,185)	57.9%	100%	\$8,200	
ER-55	CONTR QUALIF TEST-STEEL OXYACETYL.	\$1,180	\$11,744	(\$10,564)	10.0%	100%	\$10,600	
ER-56	CONTR QUAL TEST - PE FUSE UP TO 2"	\$832	\$9,330	(\$8,498)	8.9%	100%	\$8,500	
ER-57	CONTR QUALIF TEST-PLAST ELECTR/MECH	N/A	N/A	N/A	N/A	100%	\$0	
ER-58	CONTR QUAL TEST - PE FUSE 4" & 6"	\$7,488	\$9,330	(\$1,842)	80.3%	100%	\$1,800	
ER-59	CONTR QUALIF TEST-COVERED TASKS	N/A	N/A	N/A	N/A	100%	\$0	b

SUBTOTAL - CONSTRUCTION & PIPELINES **\$1,170,821** **\$632,050** **\$538,771** **185.2%** **(\$197,025)**

NOTES:

- (a) Insufficient volume of service
- (b) Fee determined by actual time and costs
- (c) Possible New Revenue adjusted to account for differences between current and proposed fee structures

Conclusion of Construction & Pipeline Services

If the suggestions made in Appendix A are approved, there will be an approximate reduction in revenues of \$197,025. This is a very broad estimate, as different items are included in the current fees than the proposed fees. But fees with negative possible new revenue will see reductions in the fee amount, and therefore, the revenues.

Engineering & Construction Services

These service centers are identified for Engineering & Construction Services.

**Table 4
Engineering & Construction Services**

REF # (1)	SERVICE (2)	TOTAL FEE REVENUE (3)	TOTAL SERVICE COST (4)	TOTAL PROFIT/ (SUBSIDY) (5)	PCT. RECOVERY FROM FEES		POSSIBLE NEW REVENUE (8)
					ACTUAL (6)	SUGGEST (7)	
ER-60	ENGINEERING TECHNICAL REVIEW	\$1,385,288	\$1,584,664	(\$199,376)	87.4%	100%	\$0
ER-61	ENGINEERING SUPPORT REVIEW	\$1,460,345	\$1,462,730	(\$2,385)	99.8%	100%	\$0
ER-62	PLAN CHECK REVIEW FEE	\$400	\$620	(\$220)	64.5%	100%	\$200
ER-63	RIGHT OF WAY REVIEW	\$8,600	\$12,000	(\$3,400)	71.7%	100%	\$3,400
ER-64	ENERGY RESOURCES TAC REVIEW	\$0	\$18,714	(\$18,714)	0.0%	100%	\$18,700
ER-65	WILL SERVE LETTER	\$0	\$5,165	(\$5,165)	0.0%	100%	\$5,200
ER-66	EXISTING GAS SVC/FEED ANALYSIS	\$900	\$1,165	(\$265)	77.3%	100%	\$300
ER-67	NEW GAS SERVICE/FEED ANALYSIS	\$2,000	\$2,380	(\$380)	84.0%	100%	\$400
ER-68	COMPLEX GAS SERVICE/FEED ANALYSIS	\$19,500	\$17,836	\$1,664	109.3%	100%	(\$1,700)
ER-69	GAS PIPELINE/METER SET INSPECTION	\$2,036,211	\$3,632,232	(\$1,596,021)	56.1%	100%	\$0
ER-70	ER ENGINEERING PROJECT ADMIN	\$1,178	\$399	\$779	295.2%	100%	\$0
ER-71	PREP/PROCESS ENGINEER AGREEMENTS	\$1,285	\$664	\$621	193.5%	100%	\$0
ER-72	NEW CONSTRUCTION METER ROOM	\$80,000	\$104,839	(\$24,839)	76.3%	100%	\$24,800
SUBTOTAL - ENGINEERING & CONSTRUCTION		\$4,995,707	\$6,843,408	(\$1,847,701)	73.0%		\$51,300

NOTES:

- (a) Insufficient volume of service
- (b) Fee determined by actual time and costs

Conclusion of Engineering & Construction Services

If the suggestions made in Appendix A are approved, approximately \$51,300 in new revenue could be realized annually.

Summary of Personal Choice Services

The following Table 5 summarizes the recommendations and suggestions made in this Chapter.

**Table 5
Summary**

SERVICE (2)	TOTAL FEE REVENUE (3)	TOTAL SERVICE COST (4)	TOTAL PROFIT/ (SUBSIDY) (5)	PCT. RECOVERY FROM FEES		POSSIBLE NEW REVENUE (8)
				ACTUAL (6)	SUGGEST (7)	
GAS SERVICES	\$2,146,590	\$2,327,293	(\$180,703)	92.2%	100%	\$220,700
UTILITY SERVICES/CALL CENTER	\$7,548	\$22,140	(\$14,592)	34.1%	100%	\$5,700
CONSTRUCTION & PIPELINES	\$1,170,821	\$632,050	\$538,771	185.2%	100%	(\$197,025)
ENGINEERING & CONSTRUCTION	\$4,995,707	\$6,843,408	(\$1,847,701)	73.0%	100%	\$51,300
	<u>\$8,320,666</u>	<u>\$9,824,891</u>	<u>(\$1,504,225)</u>	<u>84.7%</u>		<u>\$80,675</u>

If all the recommendations and suggestions made in this Chapter and in Appendix A are adopted, the City would raise \$80,675 on an annual basis.

Ratepayer Equity Achieved. By taking such positive actions, the City’s financial picture would be improved, far more equity between ratepayers and fee-payers could be gained.

Department Fees not included in this Study. There is one fee category that was not studied as part of this process for the reason detailed below:

- SERRF Private Hauler Tip Fee - This fee is studied by the department as part of a separate detailed rate study.
- Gas Utility Rates - This fee is studied by the department as part of a separate detailed rate study.

THIS PAGE INTENTIONALLY BLANK

CHAPTER V

CONCLUSION

Elimination of Subsidies

This Report highlights and recommends that most rate subsidies be eliminated as being unintentional. Service users thus can vote with their dollars and not use a service for which they are unwilling or unable to pay. Hidden subsidies, which have existed for many of the City's supposedly self-financed and self-supporting services, can now be re-evaluated.

Issues Involved

The basic issue involved in viewing the results of the analysis presented by this text is to what degree fees should be expected to support the costs of the services.

Or viewed another way, to what extent should utility rates be utilized to subsidize the difference between the costs of each service center and the revenue produced from fees paid by the user of that service'?

Addressing of Issues by City Council

The City Council should address the principles and issues enumerated herein to determine where, and to what extent, rates will be utilized to cover costs incurred in the provision of special services.

Specific Policy Alternatives to Be Answered. Once the above cost issues are determined then the City Council has four clear policy alternatives available as to the revenue/cost mix of each service center:

- Continue any rate subsidy which might be found.
- Eliminate the rate subsidy by increasing fees to cover all "costs reasonably borne".
- Reduce costs by reducing the level of service.
- Decide on an appropriate level of rate subsidy.

Cost Model

As part of this process the City will be receiving the Costing Model developed and used by

RCS. This will give the City the ability to update the model itself on an as-needed basis and as appropriate.

Conclusion

The City has appropriately responded to the mandate and spirit of Proposition 4. It is utilizing the passage of Propositions 4, 13, 26, and 218 and the attention given to them as an opportunity to review its financial structure and philosophy, and to institute a businesslike cost control system, tailored to the City's needs, to supplement its governmental accounting and budgeting systems.

The cooperation, excellent support and data provided in accomplishment of the work reported herein speaks well of the way in which a City organization can adapt to the so-called "new realities" of California governmental finance.

~ END ~

APPENDIX A - SUMMARY OF CURRENT FEES AND PROPOSED FEES

**CITY OF LONG BEACH
FEE COMPARISON REPORT
FY 2020-2021**

REF #: ER-01	TITLE: METER INSTALLATION - FIRST METER
<u>CURRENT FEE</u> \$110 per first meter	<u>RECOMMENDED FEE</u> \$150 per first meter

REF #: ER-02	TITLE: METER INSTALLATION - ADD'L METER
<u>CURRENT FEE</u> \$82 per additional meter	<u>RECOMMENDED FEE</u> \$90 per additional meter

REF #: ER-03	TITLE: SVCE LINE METER INSTALL-TO 1.5 MBTU
<u>CURRENT FEE</u> \$110 per meter set	<u>RECOMMENDED FEE</u> \$150 per meter set

REF #: ER-04	TITLE: SVC LINE METER INSTALL- 1.5+ MBTU
<u>CURRENT FEE</u> Actual costs including parts/supplies	<u>RECOMMENDED FEE</u> Charge the fully allocated hourly rates for all personnel involved plus any outside costs or parts/supplies.

REF #: ER-05	TITLE: METER SET ASSEMBLY REPAIR/MAINT
<u>CURRENT FEE</u> Actual costs including parts/supplies	<u>RECOMMENDED FEE</u> Charge the fully allocated hourly rates for all personnel involved plus any outside costs or parts/supplies.

REF #: ER-06	TITLE: TELEMETRY/REG METER SETTING REG HRS
<u>CURRENT FEE</u> \$150 per hour (\$300 minimum)	<u>RECOMMENDED FEE</u> \$150 per hour (\$300 minimum)

**CITY OF LONG BEACH
FEE COMPARISON REPORT
FY 2020-2021**

REF #: ER-07

TITLE: TELEMETRY/REG METER SETTING AFT HRS

CURRENT FEE

\$165 per hour (\$495 minimum)

RECOMMENDED FEE

\$165 per hour (\$495 minimum)

REF #: ER-08

TITLE: METER UPGRADE/RELOCATION

CURRENT FEE

\$110 per meter

RECOMMENDED FEE

\$150 per meter

REF #: ER-09

TITLE: SERVICE ESTABLISHMENT

CURRENT FEE

\$35 per gas service

Priority Order - \$50 in addition to any applicable reconnection and/or past due fees

Premium Order - \$50 additional fee per scheduled appointment

RECOMMENDED FEE

\$35 per gas service

Priority Order - \$50 in addition to any applicable reconnection and/or past due fees

Premium Order - \$50 additional fee per scheduled appointment

REF #: ER-10

TITLE: MISSED APPOINTMENT

CURRENT FEE

\$17 per appointment

RECOMMENDED FEE

\$40 per appointment

REF #: ER-11

TITLE: LOCK BOX INSTALLATION

CURRENT FEE

\$55 per box

RECOMMENDED FEE

This service is no longer needed and should be removed from the fee schedule.

REF #: ER-12

TITLE: EARTHQUAKE VALVE RESET

CURRENT FEE

\$79 per reset

RECOMMENDED FEE

First reset in a 12 month period - No Charge
Each additional reset - \$85

**CITY OF LONG BEACH
FEE COMPARISON REPORT
FY 2020-2021**

REF #: ER-13

TITLE: DEMAND TEST

CURRENT FEE

\$52 per test

The fee will be refunded if the meter is proven to record more than 2% fast.

RECOMMENDED FEE

\$110 per test

The fee will be refunded if the meter is proven to record more than 2% fast.

REF #: ER-14

TITLE: RECONNECT AFTER DELINQUENT TURN-OFF

CURRENT FEE

\$70 - single family dwelling, or a single non-residential unit, or a first unit of a multi-dwelling unit plus \$20 for each additional multi-family unit

Priority Order - \$50 in addition to any applicable reconnection and/or past due fees

Premium Order - \$50 additional fee per scheduled appointment

Later Payment Charge - 4.5% of the total amount owed (\$4.50 minimum)

RECOMMENDED FEE

\$80 - single family dwelling, or a single non-residential unit, or a first unit of a multi-dwelling unit plus \$20 for each additional multi-family unit

Priority Order - \$50 in addition to any applicable reconnection and/or past due fees

Premium Order - \$50 additional fee per scheduled appointment

Later Payment Charge - 4.5% of the total amount owed (\$4.50 minimum)

REF #: ER-15

TITLE: TENANT RIGHTS NOTIFICATION POSTING

CURRENT FEE

1-10 units - \$35 per service

11-19 units - \$70 per service

20 or more units - \$105 per service

RECOMMENDED FEE

1-10 units - \$50 per service

11-19 units - \$80 per service

20 or more units - \$105 per service

These fees are for the first service. The second service is at no additional charge.

REF #: ER-16

TITLE: UNAUTH REMOVAL/DAMAGE LOCK/FLATHEAD

CURRENT FEE

\$52 per meter

RECOMMENDED FEE

Flathead Damage - \$120 per meter

Unauthorized Lock Removal - \$30 per meter

**CITY OF LONG BEACH
FEE COMPARISON REPORT
FY 2020-2021**

REF #: ER-17 **TITLE: METER TAMPERING RESET**

CURRENT FEE

Reset Charge - \$110 per meter

RECOMMENDED FEE

Reset Charge:
Within one year - \$150 per meter
More than one year - \$355 per meter

REF #: ER-18 **TITLE: TECHNICAL SUPPORT**

CURRENT FEE

\$103 per hour

RECOMMENDED FEE

Charge the fully allocated hourly rate for all personnel involved.

REF #: ER-19 **TITLE: METER READ BY CUSTOMER REQUEST**

CURRENT FEE

\$25 per meter read

RECOMMENDED FEE

\$25 per meter read

REF #: ER-20 **TITLE: SMART GAS METER OPT OUT INITIAL FEE**

CURRENT FEE

\$75 per meter

RECOMMENDED FEE

\$150 per meter

REF #: ER-21 **TITLE: SMART GAS METER OPT OUT-MONTHLY FEE**

CURRENT FEE

Less than 201 therms per year - \$10 per meter per month
201 or more therms per year - \$25 per meter per month

RECOMMENDED FEE

\$25 per meter per month

REF #: ER-22 **TITLE: METER ACCESS INVESTIGATION**

CURRENT FEE

\$38 per meter

RECOMMENDED FEE

\$110 per meter

**CITY OF LONG BEACH
FEE COMPARISON REPORT
FY 2020-2021**

REF #: ER-23

TITLE: ILLEGAL GAS/WATER BILLING

CURRENT FEE

Illegal Gas/Water Hookup - \$43 per hour or any portion thereof

RECOMMENDED FEE

Illegal Gas/Water Hookup Billing - \$138 per hour or any portion thereof

REF #: ER-24

TITLE: METER SET ASSEMBLY (MSA) TAMPER

CURRENT FEE

Tampering Charge - \$250 per occurrence in addition to any applicable reconnection and/or past due fees

RECOMMENDED FEE

Tampering Charge - \$250 per occurrence in addition to any applicable reconnection and/or past due fees

REF #: ER-25

TITLE: RECORD RESEARCH

CURRENT FEE

\$43 per hour

RECOMMENDED FEE

\$138 per hour

REF #: ER-26

TITLE: DUPLICATE BILL IMAGE COPY

CURRENT FEE

\$25 per request (3-10 monthly bills or each year)

RECOMMENDED FEE

\$30 per request (3-10 monthly bills or each year)

REF #: ER-27

TITLE: ACCOUNT HISTORY

CURRENT FEE

\$17 per account

RECOMMENDED FEE

Single Account - \$15 per request for first year plus \$7 per each additional year
Multiple Accounts - \$40 per request for first year plus \$20 per each additional year

REF #: ER-28

TITLE: SERVICE INSTALLATION UP TO 1 1/4"

CURRENT FEE

\$69 per foot (\$1,373 minimum)

Mobilization and other charges may apply.

RECOMMENDED FEE

\$2,100 base fee + \$21 per foot from property line

Base fee includes mobilization costs

Paving and other charges may apply

**CITY OF LONG BEACH
FEE COMPARISON REPORT
FY 2020-2021**

REF #: ER-29

TITLE: SERVICE ALTERATION UP TO 1 1/4"

CURRENT FEE

\$69 per foot (\$1,373 minimum)

Mobilization and other charges may apply.

RECOMMENDED FEE

PE - \$1,000 base fee + \$20 per foot from property line
Steel - \$1,500 base fee + \$100 per foot from property line

Base fee includes mobilization costs

Paving and other charges may apply

REF #: ER-30

TITLE: SERVICE INSTALLATION - PE 2"

CURRENT FEE

\$102 per foot (\$2,038 minimum)

Mobilization and other charges may apply.

RECOMMENDED FEE

\$2,445 base fee + \$21 per foot from ROW line

Base fee includes mobilization costs

Paving and other charges may apply

REF #: ER-31

TITLE: SERVICE ALTERATION - PE 2"

CURRENT FEE

\$102 per foot (\$2,038 minimum)

Mobilization and other charges may apply.

RECOMMENDED FEE

\$1,500 base fee + \$50 per foot from property line

Base fee includes mobilization costs

Paving and other charges may apply

REF #: ER-32

TITLE: SERVICE INSTALLATION - STEEL 2"

CURRENT FEE

\$102 per foot (\$2,038 minimum)

Mobilization and other charges may apply.

RECOMMENDED FEE

\$3,045 base fee + \$42 per foot from ROW line

Base fee includes mobilization costs

Paving and other charges may apply

REF #: ER-33

TITLE: SERVICE ALTERATION - STEEL 2"

CURRENT FEE

\$102 per foot (\$2,038 minimum)

Mobilization and other charges may apply.

RECOMMENDED FEE

\$2,000 base fee + \$100 per foot from property line

Base fee includes mobilization costs

Paving and other charges may apply

**CITY OF LONG BEACH
FEE COMPARISON REPORT
FY 2020-2021**

REF #: ER-34

TITLE: MAIN CONSTRUCTION - 2"

CURRENT FEE

\$83 per foot (\$4,160 minimum)

Mobilization and other charges may apply.

RECOMMENDED FEE

\$10,905 base fee + \$86 per foot over 100 feet

Base fee includes mobilization costs

Charge actual costs if work is performed by an outside third party.

Paving and other charges may apply

REF #: ER-35

TITLE: MAIN CONSTRUCTION - PE 4-6"

CURRENT FEE

4" Main - \$133 per foot (\$6,760 minimum)
6" Main - \$156 per foot (\$16,640 minimum)

Mobilization and other charges may apply.

RECOMMENDED FEE

\$12,300 base fee + \$102 per foot over 100 feet

Base fee includes mobilization costs

Charge actual costs if work is performed by an outside third party.

Paving and other charges may apply

REF #: ER-36

TITLE: MAIN CONSTRUCTION - STEEL 4-6"

CURRENT FEE

Actual Costs

RECOMMENDED FEE

\$9,715 base fee + \$122 per foot over 60 feet

Base fee includes mobilization costs

Charge actual costs if work is performed by an outside third party.

Paving and other charges may apply

REF #: ER-37

TITLE: MAIN CONSTRUCTION - OVER 6"

CURRENT FEE

Actual Costs

RECOMMENDED FEE

Charge the fully allocated hourly rates for all personnel involved plus any outside costs and parts/supplies

REF #: ER-38

TITLE: MAIN PIPELINE REPAIR

CURRENT FEE

\$624 per hour (\$1,248 minimum)

Paving and other charges may apply.

RECOMMENDED FEE

Charge the fully allocated hourly rates for all personnel involved plus any outside costs and parts/supplies

**CITY OF LONG BEACH
FEE COMPARISON REPORT
FY 2020-2021**

REF #: ER-39

TITLE: PC FITTING LINE STOPPER TO 4" HALF

CURRENT FEE

\$744 per fitting

Mobilization and other charges may apply.

RECOMMENDED FEE

New - \$765 per fitting
Reuse - \$480 per fitting

plus actual cost of fitting and supplies

Mobilization and other charges may apply

REF #: ER-40

TITLE: PC FITTING LINE STOPPER TO 4" FULL

CURRENT FEE

\$1,693 per fitting

Mobilization and other charges may apply.

RECOMMENDED FEE

New - \$2,110 per fitting
Reuse - \$955 per fitting

plus actual cost of fitting and supplies

Mobilization and other charges may apply

REF #: ER-41

TITLE: PC FITTING LINE STOPPER 6-8" FULL

CURRENT FEE

\$2,520 per fitting

Mobilization and other charges may apply.

RECOMMENDED FEE

New - \$2,110 per fitting
Reuse - \$955 per fitting

plus actual cost of fitting and supplies

Mobilization and other charges may apply

REF #: ER-42

TITLE: PC FITTING LINE STOPPER 10-12" FULL

CURRENT FEE

\$12,355 per fitting

Mobilization and other charges may apply.

RECOMMENDED FEE

New - \$3,165 per fitting
Reuse - \$1,435 per fitting

plus actual cost of fitting and supplies

Mobilization and other charges may apply

**CITY OF LONG BEACH
FEE COMPARISON REPORT
FY 2020-2021**

REF #: ER-43

TITLE: PC FITTING LINE STOPPER OVER 12"

CURRENT FEE

Actual Costs

RECOMMENDED FEE

Charge the fully allocated hourly rates for all personnel involved plus any outside costs and parts/supplies

Mobilization and other charges may apply

REF #: ER-44

TITLE: PC FITTING BRANCH CONNECT 2"

CURRENT FEE

\$315 per fitting

Mobilization and other charges may apply.

RECOMMENDED FEE

\$265 per fitting

plus actual cost of fitting and supplies

Mobilization and other charges may apply

REF #: ER-45

TITLE: PC FITTING BRANCH CONNECT 3-4"

CURRENT FEE

\$963 per fitting

Mobilization and other charges may apply.

RECOMMENDED FEE

\$525 per fitting

plus actual cost of fitting and supplies

Mobilization and other charges may apply

REF #: ER-46

TITLE: PC FITTING BRANCH CONNECT 6-8"

CURRENT FEE

\$1,428 per fitting

Mobilization and other charges may apply.

RECOMMENDED FEE

\$790 per fitting

plus actual cost of fitting and supplies

Mobilization and other charges may apply

**CITY OF LONG BEACH
FEE COMPARISON REPORT
FY 2020-2021**

REF #: ER-47

TITLE: SERVICE PIPELINE DISCONNECTION

CURRENT FEE

\$364 per hour (\$1,373 minimum)
On Property or Riser Relocation - \$343 per hour (\$686 minimum)
Paving and other charges may apply.

RECOMMENDED FEE

Up to 1 1/4":
PE - \$1,000
Steel - \$1,500
2" & greater:
PE - \$1,500
Steel - \$2,000

Paving and other charges may apply

REF #: ER-48

TITLE: SERVICE PIPELINE REPAIR

CURRENT FEE

\$343 per hour (\$686 minimum)
Paving and other charges may apply.

RECOMMENDED FEE

Charge the fully allocated hourly rates for all personnel involved (\$1,080 minimum) plus any outside costs and parts/supplies

REF #: ER-49

TITLE: BOLLARD INSTALLATION

CURRENT FEE

\$172 per bollard

RECOMMENDED FEE

\$410 for first bollard plus \$100 for each additional bollard

REF #: ER-50

TITLE: CONCRETE OR ASPHALT REPAIR

CURRENT FEE

\$32 per square foot

RECOMMENDED FEE

\$32 per square foot (\$500 minimum)
Other charges may apply

REF #: ER-51

TITLE: ADDITIONAL WORK CREW MOBILIZATION

CURRENT FEE

\$1,560 per mobilization

RECOMMENDED FEE

\$2,100 per mobilization
Other charges may apply

**CITY OF LONG BEACH
FEE COMPARISON REPORT
FY 2020-2021**

REF #: ER-52

TITLE: REGULAR HOURS CONSTRUCT CREW WORK

CURRENT FEE

\$624 per hour (\$1,872 minimum)

Mobilization and other charges may apply.

RECOMMENDED FEE

Charge the fully allocated hourly rates for all personnel involved (3 hour minimum) plus any outside costs or parts/supplies.

REF #: ER-53

TITLE: AFTER/EMERG HOURS CONSTR CREW WORK

CURRENT FEE

\$780 per hour (\$2,340 minimum)

Mobilization and other charges may apply.

RECOMMENDED FEE

Charge 120% of the fully allocated hourly rates for all personnel involved (3 hour minimum) plus any outside costs or parts/supplies.

REF #: ER-54

TITLE: CONTR QUALIF TEST-STEEL ELEC ARC

CURRENT FEE

\$2,250 per test

RECOMMENDED FEE

\$3,885 per test

REF #: ER-55

TITLE: CONTR QUALIF TEST-STEEL OXYACETYL.

CURRENT FEE

\$236 per test

RECOMMENDED FEE

\$2,350 per test

REF #: ER-56

TITLE: CONTR QUAL TEST - PE FUSE UP TO 2"

CURRENT FEE

\$416 per test

RECOMMENDED FEE

\$4,665 per class (with up to 4 people per class)

\$1,165 per re-test

REF #: ER-57

TITLE: CONTR QUALIF TEST-PLAST ELECTR/MECH

CURRENT FEE

\$118 per test

RECOMMENDED FEE

This service is no longer provided and should be removed from the fee schedule.

**CITY OF LONG BEACH
FEE COMPARISON REPORT
FY 2020-2021**

REF #: ER-58

TITLE: CONTR QUAL TEST - PE FUSE 4" & 6"

CURRENT FEE

\$936 per test

RECOMMENDED FEE

\$4,665 per class (with up to 4 people per class)

\$1,165 per re-test

REF #: ER-59

TITLE: CONTR QUALIF TEST-COVERED TASKS

CURRENT FEE

Apprentice Level - \$2,080 per person
Journey Level - \$2,600 per person
Supervisory Level - \$3,120 per person

RECOMMENDED FEE

Charge the fully allocated hourly rates for all personnel involved plus any outside costs and parts/supplies

REF #: ER-60

TITLE: ENGINEERING TECHNICAL REVIEW

CURRENT FEE

\$172 per hour

RECOMMENDED FEE

\$193 per hour

REF #: ER-61

TITLE: ENGINEERING SUPPORT REVIEW

CURRENT FEE

\$129 per hour

RECOMMENDED FEE

\$130 per hour

REF #: ER-62

TITLE: PLAN CHECK REVIEW FEE

CURRENT FEE

\$400 per plan (for each 2 reviews)

RECOMMENDED FEE

\$620 per plan (for each 2 reviews)

REF #: ER-63

TITLE: RIGHT OF WAY REVIEW

CURRENT FEE

\$172 per review

RECOMMENDED FEE

\$240 per plan

**CITY OF LONG BEACH
FEE COMPARISON REPORT
FY 2020-2021**

REF #: ER-64 **TITLE: ENERGY RESOURCES TAC REVIEW**

<u>CURRENT FEE</u>	<u>RECOMMENDED FEE</u>
None	\$265 per application

REF #: ER-65 **TITLE: WILL SERVE LETTER**

<u>CURRENT FEE</u>	<u>RECOMMENDED FEE</u>
None	\$205 per request

REF #: ER-66 **TITLE: EXISTING GAS SVC/FEED ANALYSIS**

<u>CURRENT FEE</u>	<u>RECOMMENDED FEE</u>
\$300 per request	\$390 per request

REF #: ER-67 **TITLE: NEW GAS SERVICE/FEED ANALYSIS**

<u>CURRENT FEE</u>	<u>RECOMMENDED FEE</u>
\$500 per request	\$595 per request

REF #: ER-68 **TITLE: COMPLEX GAS SERVICE/FEED ANALYSIS**

<u>CURRENT FEE</u>	<u>RECOMMENDED FEE</u>
\$1,500 - \$2,000 per request	\$1,370 per request

REF #: ER-69 **TITLE: GAS PIPELINE/METER SET INSPECTION**

<u>CURRENT FEE</u>	<u>RECOMMENDED FEE</u>
\$139 per hour	\$178 per hour

**CITY OF LONG BEACH
FEE COMPARISON REPORT
FY 2020-2021**

REF #: ER-70

TITLE: ER ENGINEERING PROJECT ADMIN

CURRENT FEE

\$1,178 per work order

RECOMMENDED FEE

\$400 per work order

REF #: ER-71

TITLE: PREP/PROCESS ENGINEER AGREEMENTS

CURRENT FEE

\$1,285 per agreement

RECOMMENDED FEE

\$1,065 per agreement (includes 2 hours of City Attorney)

REF #: ER-72

TITLE: NEW CONSTRUCTION METER ROOM

CURRENT FEE

\$20,000 per development

RECOMMENDED FEE

\$26,210 per development

THIS PAGE
INTENTIONALLY BLANK

**APPENDIX B - REVENUE AND COST SUMMARY WORKSHEETS MATCHED
WITH COST DETAIL WORKSHEETS**

**CITY OF LONG BEACH
REVENUE AND COST SUMMARY WORKSHEET
FY 2020-2021**

SERVICE METER INSTALLATION - FIRST METER		REFERENCE NO. ER-01	
PRIMARY DEPARTMENT GAS SERVICES	UNIT OF SERVICE METER	SERVICE RECIPIENT	
DESCRIPTION OF SERVICE Installation of the first meter on a multiple meter set for residential and small commercial accounts.			
CURRENT FEE STRUCTURE \$110 per first meter			
<u>REVENUE AND COST COMPARISON</u>			
UNIT REVENUE:	\$110.00	TOTAL REVENUE:	\$3,300
UNIT COST:	\$149.27	TOTAL COST:	\$4,478
UNIT PROFIT (SUBSIDY):	\$(39.27)	TOTAL PROFIT (SUBSIDY):	\$(1,178)
TOTAL UNITS:	30	PCT. COST RECOVERY:	73.69%
SUGGESTED FEE FOR COST RECOVERY OF: 100% \$150 per first meter			

**CITY OF LONG BEACH
COST DETAIL WORKSHEET
FY 2020-2021**

SERVICE METER INSTALLATION - FIRST METER				REFERENCE NO. ER-01		
NOTE Unit Costs are an Average of Total Units				TOTAL UNITS 30		
<u>DEPARTMENT</u>	<u>POSITION</u>	<u>TYPE</u>	<u>UNIT TIME</u>	<u>UNIT COST</u>	<u>ANN. UNITS</u>	<u>TOTAL COST</u>
UTILITY BILLING	CUST SVC REP III		0.33	\$38.99	30	\$1,170
CALL CENTER	CUST SVC REP III		0.06	\$6.70	30	\$201
CUST SRVCE ORDERS	GAS FLD SVC REP II/III		1.00	\$103.59	30	\$3,108
		TYPE SUBTOTAL	1.39	\$149.28		\$4,478
TOTALS			1.39	\$149.27		\$4,478

**CITY OF LONG BEACH
REVENUE AND COST SUMMARY WORKSHEET
FY 2020-2021**

SERVICE METER INSTALLATION - ADD'L METER		REFERENCE NO. ER-02	
PRIMARY DEPARTMENT GAS SERVICES	UNIT OF SERVICE METER	SERVICE RECIPIENT	
DESCRIPTION OF SERVICE Installation of additional meters on a multiple meter set for residential and small commercial accounts.			
CURRENT FEE STRUCTURE \$82 per additional meter			
<u>REVENUE AND COST COMPARISON</u>			
UNIT REVENUE:	\$82.00	TOTAL REVENUE:	\$82,000
UNIT COST:	\$90.69	TOTAL COST:	\$90,690
UNIT PROFIT (SUBSIDY):	\$(8.69)	TOTAL PROFIT (SUBSIDY):	\$(8,690)
TOTAL UNITS:	1,000	PCT. COST RECOVERY:	90.42%
SUGGESTED FEE FOR COST RECOVERY OF: 100% \$90 per additional meter			

**CITY OF LONG BEACH
COST DETAIL WORKSHEET
FY 2020-2021**

SERVICE METER INSTALLATION - ADD'L METER				REFERENCE NO. ER-02		
NOTE Unit Costs are an Average of Total Units				TOTAL UNITS 1,000		
<u>DEPARTMENT</u>	<u>POSITION</u>	<u>TYPE</u>	<u>UNIT TIME</u>	<u>UNIT COST</u>	<u>ANN. UNITS</u>	<u>TOTAL COST</u>
UTILITY BILLING	CUST SVC REP III		0.11	\$13.00	1,000	\$13,000
CUST SRVCE ORDERS	GAS FLD SVC REP II/III		0.75	\$77.69	1,000	\$77,690
		TYPE SUBTOTAL	0.86	\$90.69		\$90,690
TOTALS			0.86	\$90.69		\$90,690

**CITY OF LONG BEACH
REVENUE AND COST SUMMARY WORKSHEET
FY 2020-2021**

SERVICE SVCE LINE METER INSTALL-TO 1.5 MBTU		REFERENCE NO. ER-03	
PRIMARY DEPARTMENT GAS SERVICES	UNIT OF SERVICE METER SET	SERVICE RECIPIENT	
DESCRIPTION OF SERVICE Installation of a meter set on an individual service line up to 1.5 MBTU.			
CURRENT FEE STRUCTURE \$110 per meter set			
<u>REVENUE AND COST COMPARISON</u>			
UNIT REVENUE:	\$110.00	TOTAL REVENUE:	\$2,200
UNIT COST:	\$149.35	TOTAL COST:	\$2,987
UNIT PROFIT (SUBSIDY):	\$(39.35)	TOTAL PROFIT (SUBSIDY):	\$(787)
TOTAL UNITS:	20	PCT. COST RECOVERY:	73.65%
SUGGESTED FEE FOR COST RECOVERY OF: 100% \$150 per meter set			

**CITY OF LONG BEACH
COST DETAIL WORKSHEET
FY 2020-2021**

SERVICE SVCE LINE METER INSTALL-TO 1.5 MBTU				REFERENCE NO. ER-03		
NOTE Unit Costs are an Average of Total Units				TOTAL UNITS 20		
<u>DEPARTMENT</u>	<u>POSITION</u>	<u>TYPE</u>	<u>UNIT TIME</u>	<u>UNIT COST</u>	<u>ANN. UNITS</u>	<u>TOTAL COST</u>
UTILITY BILLING	CUST SVC REP III		0.33	\$38.99	20	\$780
CALL CENTER	CUST SVC REP III		0.06	\$6.75	20	\$135
CUST SRVCE ORDERS	GAS FLD SVC REP II/III		1.00	\$103.59	20	\$2,072
		TYPE SUBTOTAL	1.39	\$149.33		\$2,987
TOTALS			1.39	\$149.35		\$2,987

**CITY OF LONG BEACH
REVENUE AND COST SUMMARY WORKSHEET
FY 2020-2021**

SERVICE SVC LINE METER INSTALL- 1.5+ MBTU		REFERENCE NO. ER-04	
PRIMARY DEPARTMENT GAS SERVICES	UNIT OF SERVICE METER SET	SERVICE RECIPIENT	
DESCRIPTION OF SERVICE Installation of a meter set on an individual service line over 1.5 MBTU.			
CURRENT FEE STRUCTURE Actual costs including parts/supplies			
<u>REVENUE AND COST COMPARISON</u>			
UNIT REVENUE:	\$0.00	TOTAL REVENUE:	\$0
UNIT COST:	\$0.00	TOTAL COST:	\$0
UNIT PROFIT (SUBSIDY):	\$0.00	TOTAL PROFIT (SUBSIDY):	\$0
TOTAL UNITS:	1	PCT. COST RECOVERY:	0.00%
SUGGESTED FEE FOR COST RECOVERY OF: 100%			
Charge the fully allocated hourly rates for all personnel involved plus any outside costs or parts/supplies.			

**CITY OF LONG BEACH
COST DETAIL WORKSHEET
FY 2020-2021**

SERVICE SVC LINE METER INSTALL- 1.5+ MBTU				REFERENCE NO. ER-04		
NOTE Unit Costs are an Average of Total Units				TOTAL UNITS 1		
<u>DEPARTMENT</u>	<u>POSITION</u>	<u>TYPE</u>	<u>UNIT TIME</u>	<u>UNIT COST</u>	<u>ANN. UNITS</u>	<u>TOTAL COST</u>
CUST SRVCE ORDERS	GAS FLD SVC REP II/III	Job Costing	0.00	\$0.00	1	\$0
TYPE SUBTOTAL			0.00	\$0.00		\$0
TOTALS			0.00	\$0.00		\$0

**CITY OF LONG BEACH
REVENUE AND COST SUMMARY WORKSHEET
FY 2020-2021**

SERVICE METER SET ASSEMBLY REPAIR/MAINT		REFERENCE NO. ER-05
PRIMARY DEPARTMENT GAS SERVICES	UNIT OF SERVICE HOUR	SERVICE RECIPIENT
DESCRIPTION OF SERVICE Necessary repairs or maintenance of the meter set assembly resulting from third party actions.		
CURRENT FEE STRUCTURE Actual costs including parts/supplies		
<u>REVENUE AND COST COMPARISON</u>		
UNIT REVENUE:	\$0.00	TOTAL REVENUE: \$0
UNIT COST:	\$0.00	TOTAL COST: \$0
UNIT PROFIT (SUBSIDY):	\$0.00	TOTAL PROFIT (SUBSIDY): \$0
TOTAL UNITS:	1	PCT. COST RECOVERY: 0.00%
SUGGESTED FEE FOR COST RECOVERY OF: 100%		
Charge the fully allocated hourly rates for all personnel involved plus any outside costs or parts/supplies.		

**CITY OF LONG BEACH
COST DETAIL WORKSHEET
FY 2020-2021**

SERVICE METER SET ASSEMBLY REPAIR/MAINT				REFERENCE NO. ER-05		
NOTE Unit Costs are an Average of Total Units				TOTAL UNITS 1		
<u>DEPARTMENT</u>	<u>POSITION</u>	<u>TYPE</u>	<u>UNIT TIME</u>	<u>UNIT COST</u>	<u>ANN. UNITS</u>	<u>TOTAL COST</u>
CUST SRVCE ORDERS	GAS FLD SVC REP II/III	Hourly	0.00	\$0.00	1	\$0
TYPE SUBTOTAL			0.00	\$0.00		\$0
TOTALS			0.00	\$0.00		\$0

**CITY OF LONG BEACH
REVENUE AND COST SUMMARY WORKSHEET
FY 2020-2021**

SERVICE TELEMETRY/REG METER SETTING REG HRS		REFERENCE NO. ER-06
PRIMARY DEPARTMENT GAS SERVICES	UNIT OF SERVICE HOUR	SERVICE RECIPIENT
DESCRIPTION OF SERVICE Requested telemetry and regulator work on a meter setting during regular work hours.		
CURRENT FEE STRUCTURE \$150 per hour (\$300 minimum)		
<u>REVENUE AND COST COMPARISON</u>		
UNIT REVENUE:	\$0.00	TOTAL REVENUE: \$0
UNIT COST:	\$0.00	TOTAL COST: \$0
UNIT PROFIT (SUBSIDY):	\$0.00	TOTAL PROFIT (SUBSIDY): \$0
TOTAL UNITS:	1	PCT. COST RECOVERY: 0.00%
SUGGESTED FEE FOR COST RECOVERY OF: 100% \$150 per hour (\$300 minimum)		

**CITY OF LONG BEACH
COST DETAIL WORKSHEET
FY 2020-2021**

SERVICE TELEMETRY/REG METER SETTING REG HRS				REFERENCE NO. ER-06			
NOTE Unit Costs are an Average of Total Units				TOTAL UNITS 1			
<u>DEPARTMENT</u>	<u>POSITION</u>	<u>TYPE</u>	<u>UNIT TIME</u>	<u>UNIT COST</u>	<u>ANN. UNITS</u>	<u>TOTAL COST</u>	
CUST SRVCE ORDERS	GAS FLD SVC REP II/III	Hourly	0.00	\$0.00	1	\$0	
TYPE SUBTOTAL			0.00	\$0.00		\$0	
TOTALS			0.00	\$0.00		\$0	

**CITY OF LONG BEACH
REVENUE AND COST SUMMARY WORKSHEET
FY 2020-2021**

SERVICE TELEMETRY/REG METER SETTING AFT HRS		REFERENCE NO. ER-07
PRIMARY DEPARTMENT GAS SERVICES	UNIT OF SERVICE HOUR	SERVICE RECIPIENT
DESCRIPTION OF SERVICE Requested telemetry and regulator work on a meter setting after hours.		
CURRENT FEE STRUCTURE \$165 per hour (\$495 minimum)		
<u>REVENUE AND COST COMPARISON</u>		
UNIT REVENUE:	\$0.00	TOTAL REVENUE: \$0
UNIT COST:	\$0.00	TOTAL COST: \$0
UNIT PROFIT (SUBSIDY):	\$0.00	TOTAL PROFIT (SUBSIDY): \$0
TOTAL UNITS:	1	PCT. COST RECOVERY: 0.00%
SUGGESTED FEE FOR COST RECOVERY OF: 100% \$165 per hour (\$495 minimum)		

**CITY OF LONG BEACH
COST DETAIL WORKSHEET
FY 2020-2021**

SERVICE TELEMETRY/REG METER SETTING AFT HRS				REFERENCE NO. ER-07			
NOTE Unit Costs are an Average of Total Units				TOTAL UNITS 1			
<u>DEPARTMENT</u>	<u>POSITION</u>	<u>TYPE</u>	<u>UNIT TIME</u>	<u>UNIT COST</u>	<u>ANN. UNITS</u>	<u>TOTAL COST</u>	
CUST SRVCE ORDERS	GAS FLD SVC REP II/III	Hourly At OT	0.00	\$0.00	1	\$0	
TYPE SUBTOTAL			0.00	\$0.00		\$0	
TOTALS			0.00	\$0.00		\$0	

**CITY OF LONG BEACH
REVENUE AND COST SUMMARY WORKSHEET
FY 2020-2021**

SERVICE METER UPGRADE/RELOCATION		REFERENCE NO. ER-08	
PRIMARY DEPARTMENT GAS SERVICES	UNIT OF SERVICE METER	SERVICE RECIPIENT	
DESCRIPTION OF SERVICE Customer requested meter upgrade to accommodate increased gas usage or meter relocation for meter reading purposes or customer convenience			
CURRENT FEE STRUCTURE \$110 per meter			
<u>REVENUE AND COST COMPARISON</u>			
UNIT REVENUE:	\$110.00	TOTAL REVENUE:	\$22,000
UNIT COST:	\$149.28	TOTAL COST:	\$29,856
UNIT PROFIT (SUBSIDY):	\$(39.28)	TOTAL PROFIT (SUBSIDY):	\$(7,856)
TOTAL UNITS:	200	PCT. COST RECOVERY:	73.69%
SUGGESTED FEE FOR COST RECOVERY OF: 100% \$150 per meter			

**CITY OF LONG BEACH
COST DETAIL WORKSHEET
FY 2020-2021**

SERVICE METER UPGRADE/RELOCATION					REFERENCE NO. ER-08		
NOTE Unit Costs are an Average of Total Units					TOTAL UNITS 200		
<u>DEPARTMENT</u>	<u>POSITION</u>	<u>TYPE</u>	<u>UNIT TIME</u>	<u>UNIT COST</u>	<u>ANN. UNITS</u>	<u>TOTAL COST</u>	
UTILITY BILLING	CUST SVC REP III		0.33	\$38.99	200	\$7,798	
CALL CENTER	CUST SVC REP III		0.06	\$6.70	200	\$1,340	
CUST SRVCE ORDERS	GAS FLD SVC REP II/III		1.00	\$103.59	200	\$20,718	
		TYPE SUBTOTAL	1.39	\$149.28		\$29,856	
TOTALS			1.39	\$149.28		\$29,856	

**CITY OF LONG BEACH
REVENUE AND COST SUMMARY WORKSHEET
FY 2020-2021**

SERVICE ESTABLISHMENT		REFERENCE NO. ER-09
PRIMARY DEPARTMENT GAS SERVICES	UNIT OF SERVICE GAS SERVICE	SERVICE RECIPIENT
DESCRIPTION OF SERVICE Processing a request to establish a new gas service account.		
CURRENT FEE STRUCTURE \$35 per gas service Priority Order - \$50 in addition to any applicable reconnection and/or past due fees Premium Order - \$50 additional fee per scheduled appointment		
<u>REVENUE AND COST COMPARISON</u>		
UNIT REVENUE:	\$35.00	TOTAL REVENUE:
		\$848,750
UNIT COST:	\$33.34	TOTAL COST:
		\$808,447
UNIT PROFIT (SUBSIDY):	\$1.66	TOTAL PROFIT (SUBSIDY):
		\$40,303
TOTAL UNITS:	24,250	PCT. COST RECOVERY:
		104.99%
SUGGESTED FEE FOR COST RECOVERY OF: 100% \$35 per gas service Priority Order - \$50 in addition to any applicable reconnection and/or past due fees Premium Order - \$50 additional fee per scheduled appointment		

**CITY OF LONG BEACH
COST DETAIL WORKSHEET
FY 2020-2021**

SERVICE ESTABLISHMENT					REFERENCE NO. ER-09		
NOTE Unit Costs are an Average of Total Units					TOTAL UNITS 24,250		
<u>DEPARTMENT</u>	<u>POSITION</u>	<u>TYPE</u>	<u>UNIT TIME</u>	<u>UNIT COST</u>	<u>ANN. UNITS</u>	<u>TOTAL COST</u>	
UTILITY BILLING	CUST SVC REP III		0.10	\$11.82	24,250	\$286,635	
CALL CENTER	CUST SVC REP III		0.10	\$11.16	24,250	\$270,630	
		TYPE SUBTOTAL	0.20	\$22.98		\$557,265	
CUST SRVCE ORDERS	GAS FLD SVC REP II/III		0.50	\$51.79	4,850	\$251,182	
		TYPE SUBTOTAL	0.50	\$51.79		\$251,182	
TOTALS			0.70	\$33.34		\$808,447	

**CITY OF LONG BEACH
REVENUE AND COST SUMMARY WORKSHEET
FY 2020-2021**

SERVICE MISSED APPOINTMENT		REFERENCE NO. ER-10	
PRIMARY DEPARTMENT GAS SERVICES	UNIT OF SERVICE APPOINTMENT	SERVICE RECIPIENT	
DESCRIPTION OF SERVICE Processing a rescheduled appointment that is necessary due to the customer failing to appear at a scheduled appointment.			
CURRENT FEE STRUCTURE \$17 per appointment			
<u>REVENUE AND COST COMPARISON</u>			
UNIT REVENUE:	\$17.00	TOTAL REVENUE:	\$24,922
UNIT COST:	\$40.41	TOTAL COST:	\$59,241
UNIT PROFIT (SUBSIDY):	\$(23.41)	TOTAL PROFIT (SUBSIDY):	\$(34,319)
TOTAL UNITS:	1,466	PCT. COST RECOVERY:	42.07%
SUGGESTED FEE FOR COST RECOVERY OF: 100% \$40 per appointment			

**CITY OF LONG BEACH
COST DETAIL WORKSHEET
FY 2020-2021**

SERVICE MISSED APPOINTMENT					REFERENCE NO. ER-10		
NOTE Unit Costs are an Average of Total Units					TOTAL UNITS 1,466		
<u>DEPARTMENT</u>	<u>POSITION</u>	<u>TYPE</u>	<u>UNIT TIME</u>	<u>UNIT COST</u>	<u>ANN. UNITS</u>	<u>TOTAL COST</u>	
CALL CENTER	CUST SVC REP III		0.13	\$14.51	1,466	\$21,272	
CUST SRVCE ORDERS	GAS FLD SVC REP II/III		0.25	\$25.90	1,466	\$37,969	
		TYPE SUBTOTAL	0.38	\$40.41		\$59,241	
TOTALS			0.38	\$40.41		\$59,241	

**CITY OF LONG BEACH
REVENUE AND COST SUMMARY WORKSHEET
FY 2020-2021**

SERVICE LOCK BOX INSTALLATION		REFERENCE NO. ER-11	
PRIMARY DEPARTMENT GAS SERVICES	UNIT OF SERVICE BOX	SERVICE RECIPIENT	
DESCRIPTION OF SERVICE Installation of a gas meter lock box in circumstance where the City is unable to gain access to a locked property.			
CURRENT FEE STRUCTURE \$55 per box			
<u>REVENUE AND COST COMPARISON</u>			
UNIT REVENUE:	\$0.00	TOTAL REVENUE:	\$0
UNIT COST:	\$0.00	TOTAL COST:	\$0
UNIT PROFIT (SUBSIDY):	\$0.00	TOTAL PROFIT (SUBSIDY):	\$0
TOTAL UNITS:	0	PCT. COST RECOVERY:	0.00%
SUGGESTED FEE FOR COST RECOVERY OF: 100%			
This service is no longer needed and should be removed from the fee schedule.			

**CITY OF LONG BEACH
COST DETAIL WORKSHEET
FY 2020-2021**

SERVICE LOCK BOX INSTALLATION				REFERENCE NO. ER-11		
NOTE Unit Costs are an Average of Total Units				TOTAL UNITS 0		
<u>DEPARTMENT</u>	<u>POSITION</u>	<u>TYPE</u>	<u>UNIT TIME</u>	<u>UNIT COST</u>	<u>ANN. UNITS</u>	<u>TOTAL COST</u>
			0.00	\$0.00	0	\$0
		TYPE SUBTOTAL	0.00	\$0.00		\$0
TOTALS			0.00	\$0.00		\$0

**CITY OF LONG BEACH
REVENUE AND COST SUMMARY WORKSHEET
FY 2020-2021**

SERVICE EARTHQUAKE VALVE RESET		REFERENCE NO. ER-12	
PRIMARY DEPARTMENT GAS SERVICES	UNIT OF SERVICE RESET	SERVICE RECIPIENT	
DESCRIPTION OF SERVICE Reset of a gas meter earthquake valve and restore gas service if the valve is accidently tripped.			
CURRENT FEE STRUCTURE \$79 per reset			
<u>REVENUE AND COST COMPARISON</u>			
UNIT REVENUE:	\$79.00	TOTAL REVENUE:	\$3,871
UNIT COST:	\$84.33	TOTAL COST:	\$4,132
UNIT PROFIT (SUBSIDY):	\$(5.33)	TOTAL PROFIT (SUBSIDY):	\$(261)
TOTAL UNITS:	49	PCT. COST RECOVERY:	93.68%
SUGGESTED FEE FOR COST RECOVERY OF: 100% First reset in a 12 month period - No Charge Each additional reset - \$85			

**CITY OF LONG BEACH
COST DETAIL WORKSHEET
FY 2020-2021**

SERVICE EARTHQUAKE VALVE RESET					REFERENCE NO. ER-12		
NOTE Unit Costs are an Average of Total Units					TOTAL UNITS 49		
<u>DEPARTMENT</u>	<u>POSITION</u>	<u>TYPE</u>	<u>UNIT TIME</u>	<u>UNIT COST</u>	<u>ANN. UNITS</u>	<u>TOTAL COST</u>	
CALL CENTER	CUST SVC REP III		0.06	\$6.70	49	\$328	
CUST SRVCE ORDERS	GAS FLD SVC REP II/III		0.75	\$77.63	49	\$3,804	
		TYPE SUBTOTAL	0.81	\$84.33		\$4,132	
TOTALS			0.81	\$84.33		\$4,132	

**CITY OF LONG BEACH
REVENUE AND COST SUMMARY WORKSHEET
FY 2020-2021**

SERVICE DEMAND TEST		REFERENCE NO. ER-13	
PRIMARY DEPARTMENT GAS SERVICES	UNIT OF SERVICE TEST	SERVICE RECIPIENT	
DESCRIPTION OF SERVICE Processing and testing of a gas meter at the request of the customer.			
CURRENT FEE STRUCTURE \$52 per test The fee will be refunded if the meter is proven to record more than 2% fast.			
<u>REVENUE AND COST COMPARISON</u>			
UNIT REVENUE:	\$52.00	TOTAL REVENUE:	\$52
UNIT COST:	\$109.00	TOTAL COST:	\$109
UNIT PROFIT (SUBSIDY):	\$(57.00)	TOTAL PROFIT (SUBSIDY):	\$(57)
TOTAL UNITS:	1	PCT. COST RECOVERY:	47.71%
SUGGESTED FEE FOR COST RECOVERY OF: 100% \$110 per test The fee will be refunded if the meter is proven to record more than 2% fast.			

**CITY OF LONG BEACH
COST DETAIL WORKSHEET
FY 2020-2021**

SERVICE DEMAND TEST					REFERENCE NO. ER-13		
NOTE Unit Costs are an Average of Total Units					TOTAL UNITS 1		
<u>DEPARTMENT</u>	<u>POSITION</u>	<u>TYPE</u>	<u>UNIT TIME</u>	<u>UNIT COST</u>	<u>ANN. UNITS</u>	<u>TOTAL COST</u>	
UTILITY BILLING	CUST SVC REP III		0.25	\$29.54	1	\$30	
CALL CENTER	CUST SVC REP III		0.06	\$6.70	1	\$7	
CUST SRVCE ORDERS	GAS FLD SVC REP II/III		0.70	\$72.51	1	\$73	
		TYPE SUBTOTAL	1.01	\$108.75		\$109	
TOTALS			1.01	\$109.00		\$109	

**CITY OF LONG BEACH
REVENUE AND COST SUMMARY WORKSHEET
FY 2020-2021**

SERVICE RECONNECT AFTER DELINQUENT TURN-OFF		REFERENCE NO. ER-14	
PRIMARY DEPARTMENT GAS SERVICES	UNIT OF SERVICE GAS SERVICE	SERVICE RECIPIENT	
DESCRIPTION OF SERVICE Reconnection of a gas service which was disconnected due to payment delinquency.			
CURRENT FEE STRUCTURE \$70 - single family dwelling, or a single non-residential unit, or a first unit of a multi-dwelling unit plus \$20 for each additional multi-family unit Priority Order - \$50 in addition to any applicable reconnection and/or past due fees Premium Order - \$50 additional fee per scheduled appointment Later Payment Charge - 4.5% of the total amount owed (\$4.50 minimum)			
REVENUE AND COST COMPARISON			
UNIT REVENUE:	\$70.00	TOTAL REVENUE:	\$485,030
UNIT COST:	\$79.69	TOTAL COST:	\$552,172
UNIT PROFIT (SUBSIDY):	\$(9.69)	TOTAL PROFIT (SUBSIDY):	\$(67,142)
TOTAL UNITS:	6,929	PCT. COST RECOVERY:	87.84%
SUGGESTED FEE FOR COST RECOVERY OF: 100% \$80 - single family dwelling, or a single non-residential unit, or a first unit of a multi-dwelling unit plus \$20 for each additional multi-family unit Priority Order - \$50 in addition to any applicable reconnection and/or past due fees Premium Order - \$50 additional fee per scheduled appointment Later Payment Charge - 4.5% of the total amount owed (\$4.50 minimum)			

**CITY OF LONG BEACH
COST DETAIL WORKSHEET
FY 2020-2021**

SERVICE RECONNECT AFTER DELINQUENT TURN-OFF					REFERENCE NO. ER-14		
NOTE Unit Costs are an Average of Total Units					TOTAL UNITS 6,929		
<u>DEPARTMENT</u>	<u>POSITION</u>	<u>TYPE</u>	<u>UNIT TIME</u>	<u>UNIT COST</u>	<u>ANN. UNITS</u>	<u>TOTAL COST</u>	
CALL CENTER	CUST SVC REP III		0.25	\$27.90	6,929	\$193,319	
CUST SRVCE ORDERS	GAS FLD SVC REP II/III	Disconnection	0.17	\$17.61	6,929	\$122,020	
CUST SRVCE ORDERS	GAS FLD SVC REP II/III	Reconnection	0.33	\$34.18	6,929	\$236,833	
TYPE SUBTOTAL			0.75	\$79.69		\$552,172	
TOTALS			0.75	\$79.69		\$552,172	

**CITY OF LONG BEACH
REVENUE AND COST SUMMARY WORKSHEET
FY 2020-2021**

SERVICE TENANT RIGHTS NOTIFICATION POSTING		REFERENCE NO. ER-15	
PRIMARY DEPARTMENT GAS SERVICES	UNIT OF SERVICE SERVICE	SERVICE RECIPIENT	
DESCRIPTION OF SERVICE Posting of the Notice of Tenant's Rights for 10 and 15 day notice of termination of gas and water applicable to each service.			
CURRENT FEE STRUCTURE 1-10 units - \$35 per service 11-19 units - \$70 per service 20 or more units - \$105 per service			
<u>REVENUE AND COST COMPARISON</u>			
UNIT REVENUE:	\$66.50	TOTAL REVENUE:	\$646,485
UNIT COST:	\$75.10	TOTAL COST:	\$730,131
UNIT PROFIT (SUBSIDY):	\$(8.60)	TOTAL PROFIT (SUBSIDY):	\$(83,646)
TOTAL UNITS:	9,722	PCT. COST RECOVERY:	88.54%
SUGGESTED FEE FOR COST RECOVERY OF: 100% 1-10 units - \$50 per service 11-19 units - \$80 per service 20 or more units - \$105 per service These fees are for the first service. The second service is at no additional charge.			

**CITY OF LONG BEACH
COST DETAIL WORKSHEET
FY 2020-2021**

SERVICE TENANT RIGHTS NOTIFICATION POSTING					REFERENCE NO. ER-15		
NOTE Unit Costs are an Average of Total Units					TOTAL UNITS 9,722		
<u>DEPARTMENT</u>	<u>POSITION</u>	<u>TYPE</u>	<u>UNIT TIME</u>	<u>UNIT COST</u>	<u>ANN. UNITS</u>	<u>TOTAL COST</u>	
CUST SRVCE ORDERS	GAS FLD SVC REP II/III	1-10 Units	0.50	\$51.80	2,917	\$151,101	
		TYPE SUBTOTAL	0.50	\$51.80		\$151,101	
CUST SRVCE ORDERS	GAS FLD SVC REP II/III	11-19 Units	0.75	\$77.69	4,861	\$377,651	
		TYPE SUBTOTAL	0.75	\$77.69		\$377,651	
CUST SRVCE ORDERS	GAS FLD SVC REP II/III	20+ Units	1.00	\$103.59	1,944	\$201,379	
		TYPE SUBTOTAL	1.00	\$103.59		\$201,379	
TOTALS			2.25	\$75.10		\$730,131	

**CITY OF LONG BEACH
REVENUE AND COST SUMMARY WORKSHEET
FY 2020-2021**

SERVICE UNAUTH REMOVAL/DAMAGE LOCK/FLATHEAD		REFERENCE NO. ER-16	
PRIMARY DEPARTMENT GAS SERVICES	UNIT OF SERVICE METER	SERVICE RECIPIENT	
DESCRIPTION OF SERVICE Repair or replacement of a meter lock or flathead which was damaged or removed by the customer.			
CURRENT FEE STRUCTURE \$52 per meter			
<u>REVENUE AND COST COMPARISON</u>			
UNIT REVENUE:	\$52.00	TOTAL REVENUE:	\$26,000
UNIT COST:	\$84.32	TOTAL COST:	\$42,158
UNIT PROFIT (SUBSIDY):	\$(32.32)	TOTAL PROFIT (SUBSIDY):	\$(16,158)
TOTAL UNITS:	500	PCT. COST RECOVERY:	61.67%
SUGGESTED FEE FOR COST RECOVERY OF: 100% Flathead Damage - \$120 per meter Unauthorized Lock Removal - \$30 per meter			

**CITY OF LONG BEACH
COST DETAIL WORKSHEET
FY 2020-2021**

SERVICE UNAUTH REMOVAL/DAMAGE LOCK/FLATHEAD					REFERENCE NO. ER-16		
NOTE Unit Costs are an Average of Total Units					TOTAL UNITS 500		
<u>DEPARTMENT</u>	<u>POSITION</u>	<u>TYPE</u>	<u>UNIT TIME</u>	<u>UNIT COST</u>	<u>ANN. UNITS</u>	<u>TOTAL COST</u>	
UTILITY BILLING	CUST SVC REP III	Flathead Damage	0.50	\$59.08	300	\$17,724	
CALL CENTER	CUST SVC REP III	Flathead Damage	0.17	\$18.99	300	\$5,697	
CUST SRVCE ORDERS	GAS FLD SVC REP II/III	Flathead Damage	0.42	\$43.51	300	\$13,053	
TYPE SUBTOTAL			1.09	\$121.58		\$36,474	
UTILITY BILLING	CUST SVC REP III	Lock Removal	0.08	\$9.45	200	\$1,890	
CALL CENTER	CUST SVC REP III	Lock Removal	0.17	\$18.97	200	\$3,794	
TYPE SUBTOTAL			0.25	\$28.42		\$5,684	
TOTALS			1.34	\$84.32		\$42,158	

**CITY OF LONG BEACH
REVENUE AND COST SUMMARY WORKSHEET
FY 2020-2021**

SERVICE METER TAMPERING RESET		REFERENCE NO. ER-17	
PRIMARY DEPARTMENT GAS SERVICES	UNIT OF SERVICE METER	SERVICE RECIPIENT	
DESCRIPTION OF SERVICE Reset a gas meter that was earlier removed for customer tampering.			
CURRENT FEE STRUCTURE Reset Charge - \$110 per meter			
<u>REVENUE AND COST COMPARISON</u>			
UNIT REVENUE:	\$110.00	TOTAL REVENUE:	\$1,980
UNIT COST:	\$160.67	TOTAL COST:	\$2,892
UNIT PROFIT (SUBSIDY):	\$(50.67)	TOTAL PROFIT (SUBSIDY):	\$(912)
TOTAL UNITS:	18	PCT. COST RECOVERY:	68.46%
SUGGESTED FEE FOR COST RECOVERY OF: 100% Reset Charge: Within one year - \$150 per meter More than one year - \$355 per meter			

**CITY OF LONG BEACH
COST DETAIL WORKSHEET
FY 2020-2021**

SERVICE METER TAMPERING RESET					REFERENCE NO. ER-17		
NOTE Unit Costs are an Average of Total Units					TOTAL UNITS 18		
<u>DEPARTMENT</u>	<u>POSITION</u>	<u>TYPE</u>	<u>UNIT TIME</u>	<u>UNIT COST</u>	<u>ANN. UNITS</u>	<u>TOTAL COST</u>	
UTILITY BILLING	CUST SVC REP III	Within 1 Year	0.33	\$38.99	17	\$663	
CALL CENTER	CUST SVC REP III	Within 1 Year	0.06	\$6.76	17	\$115	
CUST SRVCE ORDERS	GAS FLD SVC REP II/III	Within 1 Year	1.00	\$103.47	17	\$1,759	
TYPE SUBTOTAL			1.39	\$149.22		\$2,537	
UTILITY BILLING	CUST SVC REP III	More Than 1 Year	0.60	\$70.89	1	\$71	
CUST SRVCE ORDERS	GAS FLD SVC REP II/III	More Than 1 Year	0.99	\$102.55	1	\$103	
INSPECTIONS - GAS	CONST INSP II	More Than 1 Year	1.00	\$181.90	1	\$182	
TYPE SUBTOTAL			2.59	\$355.34		\$355	
TOTALS			3.98	\$160.67		\$2,892	

**CITY OF LONG BEACH
REVENUE AND COST SUMMARY WORKSHEET
FY 2020-2021**

SERVICE TECHNICAL SUPPORT		REFERENCE NO. ER-18	
PRIMARY DEPARTMENT GAS SERVICES	UNIT OF SERVICE HOUR	SERVICE RECIPIENT	
DESCRIPTION OF SERVICE Providing software support technical assistance beyond the initial software training and installation.			
CURRENT FEE STRUCTURE \$103 per hour			
<u>REVENUE AND COST COMPARISON</u>			
UNIT REVENUE:	\$0.00	TOTAL REVENUE:	\$0
UNIT COST:	\$0.00	TOTAL COST:	\$0
UNIT PROFIT (SUBSIDY):	\$0.00	TOTAL PROFIT (SUBSIDY):	\$0
TOTAL UNITS:	1	PCT. COST RECOVERY:	0.00%
SUGGESTED FEE FOR COST RECOVERY OF: 100% Charge the fully allocated hourly rate for all personnel involved.			

**CITY OF LONG BEACH
COST DETAIL WORKSHEET
FY 2020-2021**

SERVICE TECHNICAL SUPPORT					REFERENCE NO. ER-18		
NOTE Unit Costs are an Average of Total Units					TOTAL UNITS 1		
<u>DEPARTMENT</u>	<u>POSITION</u>	<u>TYPE</u>	<u>UNIT TIME</u>	<u>UNIT COST</u>	<u>ANN. UNITS</u>	<u>TOTAL COST</u>	
			0.00	\$0.00	0	\$0	
		TYPE SUBTOTAL	0.00	\$0.00		\$0	
		TOTALS	0.00	\$0.00		\$0	

**CITY OF LONG BEACH
REVENUE AND COST SUMMARY WORKSHEET
FY 2020-2021**

SERVICE METER READ BY CUSTOMER REQUEST		REFERENCE NO. ER-19	
PRIMARY DEPARTMENT UTILITY SERVICES	UNIT OF SERVICE METER READ	SERVICE RECIPIENT	
DESCRIPTION OF SERVICE Re-reading a gas meter at the request of the customer.			
CURRENT FEE STRUCTURE \$25 per meter read			
<u>REVENUE AND COST COMPARISON</u>			
UNIT REVENUE:	\$25.00	TOTAL REVENUE:	\$25
UNIT COST:	\$27.00	TOTAL COST:	\$27
UNIT PROFIT (SUBSIDY):	\$(2.00)	TOTAL PROFIT (SUBSIDY):	\$(2)
TOTAL UNITS:	1	PCT. COST RECOVERY:	92.59%
SUGGESTED FEE FOR COST RECOVERY OF: 100% \$25 per meter read			

**CITY OF LONG BEACH
COST DETAIL WORKSHEET
FY 2020-2021**

SERVICE METER READ BY CUSTOMER REQUEST					REFERENCE NO. ER-19		
NOTE Unit Costs are an Average of Total Units					TOTAL UNITS 1		
<u>DEPARTMENT</u>	<u>POSITION</u>	<u>TYPE</u>	<u>UNIT TIME</u>	<u>UNIT COST</u>	<u>ANN. UNITS</u>	<u>TOTAL COST</u>	
UTILITY BILLING	CUST SVC REP III		0.17	\$20.09	1	\$20	
CALL CENTER	CUST SVC REP III		0.06	\$6.70	1	\$7	
		TYPE SUBTOTAL	0.23	\$26.79		\$27	
TOTALS			0.23	\$27.00		\$27	

**CITY OF LONG BEACH
REVENUE AND COST SUMMARY WORKSHEET
FY 2020-2021**

SERVICE SMART GAS METER OPT OUT INITIAL FEE		REFERENCE NO. ER-20	
PRIMARY DEPARTMENT UTILITY SERVICES	UNIT OF SERVICE METER	SERVICE RECIPIENT	
DESCRIPTION OF SERVICE Processing an initial request to opt out of the smart gas meter system and receive gas service through an analog meter.			
CURRENT FEE STRUCTURE \$75 per meter			
<u>REVENUE AND COST COMPARISON</u>			
UNIT REVENUE:	\$75.00	TOTAL REVENUE:	\$75
UNIT COST:	\$148.00	TOTAL COST:	\$148
UNIT PROFIT (SUBSIDY):	\$(73.00)	TOTAL PROFIT (SUBSIDY):	\$(73)
TOTAL UNITS:	1	PCT. COST RECOVERY:	50.68%
SUGGESTED FEE FOR COST RECOVERY OF: 100% \$150 per meter			

**CITY OF LONG BEACH
COST DETAIL WORKSHEET
FY 2020-2021**

SERVICE SMART GAS METER OPT OUT INITIAL FEE					REFERENCE NO. ER-20		
NOTE Unit Costs are an Average of Total Units					TOTAL UNITS 1		
<u>DEPARTMENT</u>	<u>POSITION</u>	<u>TYPE</u>	<u>UNIT TIME</u>	<u>UNIT COST</u>	<u>ANN. UNITS</u>	<u>TOTAL COST</u>	
UTILITY BILLING	CUST SVC REP III		0.33	\$38.99	1	\$39	
CALL CENTER	CUST SVC REP III		0.06	\$6.70	1	\$7	
CUST SRVCE ORDERS	GAS FLD SVC REP II/III		0.99	\$102.55	1	\$103	
		TYPE SUBTOTAL	1.38	\$148.24		\$148	
TOTALS			1.38	\$148.00		\$148	

**CITY OF LONG BEACH
REVENUE AND COST SUMMARY WORKSHEET
FY 2020-2021**

SERVICE SMART GAS METER OPT OUT-MONTHLY FEE		REFERENCE NO. ER-21
PRIMARY DEPARTMENT UTILITY SERVICES	UNIT OF SERVICE METER MONTH	SERVICE RECIPIENT
DESCRIPTION OF SERVICE Processing the monthly bill associated with the costs to manually read the customer's meter and/or manually bill each month. This includes non-obtained meter reads that result in estimated billing.		
CURRENT FEE STRUCTURE Less than 201 therms per year - \$10 per meter per month 201 or more therms per year - \$25 per meter per month		
<u>REVENUE AND COST COMPARISON</u>		
UNIT REVENUE:	\$120.00	TOTAL REVENUE:
UNIT COST:	\$331.00	TOTAL COST:
UNIT PROFIT (SUBSIDY):	\$(211.00)	TOTAL PROFIT (SUBSIDY):
TOTAL UNITS:	15	PCT. COST RECOVERY:
		36.25%
SUGGESTED FEE FOR COST RECOVERY OF: 100% \$25 per meter per month		

**CITY OF LONG BEACH
COST DETAIL WORKSHEET
FY 2020-2021**

SERVICE SMART GAS METER OPT OUT-MONTHLY FEE					REFERENCE NO. ER-21	
NOTE Unit Costs are an Average of Total Units					TOTAL UNITS 15	
<u>DEPARTMENT</u>	<u>POSITION</u>	<u>TYPE</u>	<u>UNIT TIME</u>	<u>UNIT COST</u>	<u>ANN. UNITS</u>	<u>TOTAL COST</u>
UTILITY BILLING	CUST SVC REP III	Per Customer 1x Yr	0.17	\$20.09	15	\$301
		TYPE SUBTOTAL	0.17	\$20.09		\$301
CUST SRVCE ORDERS	GAS FLD SVC REP II/III	Monthly Read	0.25	\$25.91	180	\$4,664
		TYPE SUBTOTAL	0.25	\$25.91		\$4,664
TOTALS			0.42	\$331.00		\$4,965

**CITY OF LONG BEACH
REVENUE AND COST SUMMARY WORKSHEET
FY 2020-2021**

SERVICE METER ACCESS INVESTIGATION		REFERENCE NO. ER-22	
PRIMARY DEPARTMENT UTILITY SERVICES	UNIT OF SERVICE METER	SERVICE RECIPIENT	
DESCRIPTION OF SERVICE Compilation of a meter access investigation report, which is necessary because the customer did not make permanent arrangements to allow access to the meter to determine consumption.			
CURRENT FEE STRUCTURE \$38 per meter			
<u>REVENUE AND COST COMPARISON</u>			
UNIT REVENUE:	\$38.00	TOTAL REVENUE:	\$38
UNIT COST:	\$111.00	TOTAL COST:	\$111
UNIT PROFIT (SUBSIDY):	\$(73.00)	TOTAL PROFIT (SUBSIDY):	\$(73)
TOTAL UNITS:	1	PCT. COST RECOVERY:	34.23%
SUGGESTED FEE FOR COST RECOVERY OF: 100% \$110 per meter			

**CITY OF LONG BEACH
COST DETAIL WORKSHEET
FY 2020-2021**

SERVICE METER ACCESS INVESTIGATION					REFERENCE NO. ER-22		
NOTE Unit Costs are an Average of Total Units					TOTAL UNITS 1		
<u>DEPARTMENT</u>	<u>POSITION</u>	<u>TYPE</u>	<u>UNIT TIME</u>	<u>UNIT COST</u>	<u>ANN. UNITS</u>	<u>TOTAL COST</u>	
UTILITY BILLING	CUST SVC REP III		0.50	\$59.08	1	\$59	
CUST SRVCE ORDERS	GAS FLD SVC REP II/III		0.50	\$51.80	1	\$52	
		TYPE SUBTOTAL	1.00	\$110.88		\$111	
TOTALS			1.00	\$111.00		\$111	

**CITY OF LONG BEACH
REVENUE AND COST SUMMARY WORKSHEET
FY 2020-2021**

SERVICE ILLEGAL GAS/WATER BILLING		REFERENCE NO. ER-23	
PRIMARY DEPARTMENT UTILITY SERVICES	UNIT OF SERVICE HOUR	SERVICE RECIPIENT	
DESCRIPTION OF SERVICE Administrative costs for investigation, analysis, and manual billing for illegal hookups for gas and water service.			
CURRENT FEE STRUCTURE Illegal Gas/Water Hookup - \$43 per hour or any portion thereof			
<u>REVENUE AND COST COMPARISON</u>			
UNIT REVENUE:	\$48.00	TOTAL REVENUE:	\$960
UNIT COST:	\$276.05	TOTAL COST:	\$5,521
UNIT PROFIT (SUBSIDY):	\$(228.05)	TOTAL PROFIT (SUBSIDY):	\$(4,561)
TOTAL UNITS:	20	PCT. COST RECOVERY:	17.39%
SUGGESTED FEE FOR COST RECOVERY OF: 100% Illegal Gas/Water Hookup Billing - \$138 per hour or any portion thereof			

**CITY OF LONG BEACH
COST DETAIL WORKSHEET
FY 2020-2021**

SERVICE ILLEGAL GAS/WATER BILLING					REFERENCE NO. ER-23		
NOTE Unit Costs are an Average of Total Units					TOTAL UNITS 20		
<u>DEPARTMENT</u>	<u>POSITION</u>	<u>TYPE</u>	<u>UNIT TIME</u>	<u>UNIT COST</u>	<u>ANN. UNITS</u>	<u>TOTAL COST</u>	
UTILITY BILLING	CUST SVC REP III		1.00	\$118.15	20	\$2,363	
UTILITY BILLING	CUST SVCS SUPV II		1.00	\$157.88	20	\$3,158	
		TYPE SUBTOTAL	2.00	\$276.03		\$5,521	
TOTALS			2.00	\$276.05		\$5,521	

**CITY OF LONG BEACH
REVENUE AND COST SUMMARY WORKSHEET
FY 2020-2021**

SERVICE METER SET ASSEMBLY (MSA) TAMPER		REFERENCE NO. ER-24
PRIMARY DEPARTMENT GAS SERVICES	UNIT OF SERVICE HOOKUP	SERVICE RECIPIENT
DESCRIPTION OF SERVICE Damage to meter or meter set assembly parts as a result of an illegal hookup. Removal/disconnection of such hookup and/or unauthorized consumption.		
CURRENT FEE STRUCTURE Tampering Charge - \$250 per occurrence in addition to any applicable reconnection and/or past due fees		
<u>REVENUE AND COST COMPARISON</u>		
UNIT REVENUE:	\$48.00	TOTAL REVENUE: \$960
UNIT COST:	\$261.55	TOTAL COST: \$5,231
UNIT PROFIT (SUBSIDY):	\$(213.55)	TOTAL PROFIT (SUBSIDY): \$(4,271)
TOTAL UNITS:	20	PCT. COST RECOVERY: 18.35%
SUGGESTED FEE FOR COST RECOVERY OF: 100% Tampering Charge - \$250 per occurrence in addition to any applicable reconnection and/or past due fees		

**CITY OF LONG BEACH
COST DETAIL WORKSHEET
FY 2020-2021**

SERVICE METER SET ASSEMBLY (MSA) TAMPER					REFERENCE NO. ER-24		
NOTE Unit Costs are an Average of Total Units					TOTAL UNITS 20		
<u>DEPARTMENT</u>	<u>POSITION</u>	<u>TYPE</u>	<u>UNIT TIME</u>	<u>UNIT COST</u>	<u>ANN. UNITS</u>	<u>TOTAL COST</u>	
UTILITY BILLING	CUST SVCS SUPV II		1.00	\$157.87	20	\$3,157	
CUST SRVCE ORDERS	GAS FLD SVC REP II/III		1.00	\$103.67	20	\$2,073	
		TYPE SUBTOTAL	2.00	\$261.54		\$5,231	
TOTALS			2.00	\$261.55		\$5,231	

**CITY OF LONG BEACH
REVENUE AND COST SUMMARY WORKSHEET
FY 2020-2021**

SERVICE RECORD RESEARCH		REFERENCE NO. ER-25	
PRIMARY DEPARTMENT UTILITY SERVICES	UNIT OF SERVICE HOUR	SERVICE RECIPIENT	
DESCRIPTION OF SERVICE Processing a request to research utility account history that is not contained in the on-line billing system or requests for aggregated consumption for State mandates.			
CURRENT FEE STRUCTURE \$43 per hour			
<u>REVENUE AND COST COMPARISON</u>			
UNIT REVENUE:	\$0.00	TOTAL REVENUE:	\$0
UNIT COST:	\$276.00	TOTAL COST:	\$3,036
UNIT PROFIT (SUBSIDY):	\$(276.00)	TOTAL PROFIT (SUBSIDY):	\$(3,036)
TOTAL UNITS:	11	PCT. COST RECOVERY:	0.00%
SUGGESTED FEE FOR COST RECOVERY OF: 100% \$138 per hour			

June 30, 2021

**CITY OF LONG BEACH
COST DETAIL WORKSHEET
FY 2020-2021**

SERVICE RECORD RESEARCH				REFERENCE NO. ER-25		
NOTE Unit Costs are an Average of Total Units				TOTAL UNITS 11		
<u>DEPARTMENT</u>	<u>POSITION</u>	<u>TYPE</u>	<u>UNIT TIME</u>	<u>UNIT COST</u>	<u>ANN. UNITS</u>	<u>TOTAL COST</u>
UTILITY BILLING	CUST SVC REP III	Hourly	1.00	\$118.15	11	\$1,300
UTILITY BILLING	CUST SVCS SUPV II	Hourly	1.00	\$157.88	11	\$1,737
TYPE SUBTOTAL			2.00	\$276.03		\$3,036
TOTALS			2.00	\$276.00		\$3,036

**CITY OF LONG BEACH
REVENUE AND COST SUMMARY WORKSHEET
FY 2020-2021**

SERVICE DUPLICATE BILL IMAGE COPY		REFERENCE NO. ER-26
PRIMARY DEPARTMENT CALL CENTER	UNIT OF SERVICE REQUEST	SERVICE RECIPIENT
DESCRIPTION OF SERVICE Processing a request for duplicate bills.		
CURRENT FEE STRUCTURE \$25 per request (3-10 monthly bills or each year)		
<u>REVENUE AND COST COMPARISON</u>		
UNIT REVENUE:	\$25.00	TOTAL REVENUE:
UNIT COST:	\$27.88	TOTAL COST:
UNIT PROFIT (SUBSIDY):	\$(2.88)	TOTAL PROFIT (SUBSIDY):
TOTAL UNITS:	49	PCT. COST RECOVERY:
		89.68%
SUGGESTED FEE FOR COST RECOVERY OF: 100% \$30 per request (3-10 monthly bills or each year)		

**CITY OF LONG BEACH
COST DETAIL WORKSHEET
FY 2020-2021**

SERVICE DUPLICATE BILL IMAGE COPY					REFERENCE NO. ER-26		
NOTE Unit Costs are an Average of Total Units					TOTAL UNITS 49		
<u>DEPARTMENT</u>	<u>POSITION</u>	<u>TYPE</u>	<u>UNIT TIME</u>	<u>UNIT COST</u>	<u>ANN. UNITS</u>	<u>TOTAL COST</u>	
CALL CENTER	CUST SVC REP III		0.25	\$27.88	49	\$1,366	
		TYPE SUBTOTAL	0.25	\$27.88		\$1,366	
TOTALS			0.25	\$27.88		\$1,366	

**CITY OF LONG BEACH
REVENUE AND COST SUMMARY WORKSHEET
FY 2020-2021**

SERVICE ACCOUNT HISTORY		REFERENCE NO. ER-27	
PRIMARY DEPARTMENT CALL CENTER	UNIT OF SERVICE REQUEST	SERVICE RECIPIENT	
DESCRIPTION OF SERVICE Processing a request for historical utility bill information contained in the Utility Billing system.			
CURRENT FEE STRUCTURE \$17 per account			
<u>REVENUE AND COST COMPARISON</u>			
UNIT REVENUE:	\$17.00	TOTAL REVENUE:	\$2,465
UNIT COST:	\$32.90	TOTAL COST:	\$4,771
UNIT PROFIT (SUBSIDY):	\$(15.90)	TOTAL PROFIT (SUBSIDY):	\$(2,306)
TOTAL UNITS:	145	PCT. COST RECOVERY:	51.67%
SUGGESTED FEE FOR COST RECOVERY OF: 100% Single Account - \$15 per request for first year plus \$7 per each additional year Multiple Accounts - \$40 per request for first year plus \$20 per each additional year			

**CITY OF LONG BEACH
COST DETAIL WORKSHEET
FY 2020-2021**

SERVICE ACCOUNT HISTORY					REFERENCE NO. ER-27		
NOTE Unit Costs are an Average of Total Units					TOTAL UNITS 145		
<u>DEPARTMENT</u>	<u>POSITION</u>	<u>TYPE</u>	<u>UNIT TIME</u>	<u>UNIT COST</u>	<u>ANN. UNITS</u>	<u>TOTAL COST</u>	
CALL CENTER	CUST SVC REP III	Single Acct - Yr 1	0.12	\$13.40	100	\$1,340	
CALL CENTER	CUST SVC REP III	Single Acct-Add'l Yr	0.06	\$6.69	100	\$669	
TYPE SUBTOTAL			0.18	\$20.09		\$2,009	
CALL CENTER	CUST SVC REP III	Mult Acct-Add'l Yr	0.18	\$20.11	45	\$905	
CALL CENTER	CUST SVC REP III	Multi Accts - Yr 1	0.37	\$41.27	45	\$1,857	
TYPE SUBTOTAL			0.55	\$61.38		\$2,762	
TOTALS			0.73	\$32.90		\$4,771	

**CITY OF LONG BEACH
REVENUE AND COST SUMMARY WORKSHEET
FY 2020-2021**

SERVICE SERVICE INSTALLATION UP TO 1 1/4"		REFERENCE NO. ER-28	
PRIMARY DEPARTMENT CONSTR. & PIPELINES	UNIT OF SERVICE SERVICE	SERVICE RECIPIENT	
DESCRIPTION OF SERVICE Construction of new service pipelines up to 1 1/4 inch.			
CURRENT FEE STRUCTURE \$69 per foot (\$1,373 minimum) Mobilization and other charges may apply.			
<u>REVENUE AND COST COMPARISON</u>			
UNIT REVENUE:	\$6,900.00	TOTAL REVENUE:	\$448,500
UNIT COST:	\$4,194.62	TOTAL COST:	\$272,650
UNIT PROFIT (SUBSIDY):	\$2,705.38	TOTAL PROFIT (SUBSIDY):	\$175,850
TOTAL UNITS:	65	PCT. COST RECOVERY:	164.50%
SUGGESTED FEE FOR COST RECOVERY OF: 100% \$2,100 base fee + \$21 per foot from property line Base fee includes mobilization costs Paving and other charges may apply			

**CITY OF LONG BEACH
COST DETAIL WORKSHEET
FY 2020-2021**

SERVICE SERVICE INSTALLATION UP TO 1 1/4"				REFERENCE NO. ER-28		
NOTE Unit Costs are an Average of Total Units				TOTAL UNITS 65		
<u>DEPARTMENT</u>	<u>POSITION</u>	<u>TYPE</u>	<u>UNIT TIME</u>	<u>UNIT COST</u>	<u>ANN. UNITS</u>	<u>TOTAL COST</u>
CONSTR. & PIPELINES	GAS CONSTR. WORKER II	Base 3 Hr Of 4	12.00	\$1,232.50	65	\$80,113
CONSTR. & PIPELINES	SR EQUIP OPERATOR	Base Time	3.00	\$404.49	65	\$26,292
CONSTR. & PIPELINES	GAS MAINT SUPV I	Base Time	3.00	\$460.32	65	\$29,921
TYPE SUBTOTAL			18.00	\$2,097.31		\$136,325
CONSTR. & PIPELINES	GAS CONSTR. WORKER II	+ 100 FT From ROW	12.00	\$1,232.50	65	\$80,113
CONSTR. & PIPELINES	SR EQUIP OPERATOR	+ 100 FT From ROW	3.00	\$404.49	65	\$26,292
CONSTR. & PIPELINES	GAS MAINT SUPV I	+ 100 FT From ROW	3.00	\$460.32	65	\$29,921
TYPE SUBTOTAL			18.00	\$2,097.31		\$136,325
TOTALS			36.00	\$4,194.62		\$272,650

**CITY OF LONG BEACH
REVENUE AND COST SUMMARY WORKSHEET
FY 2020-2021**

SERVICE SERVICE ALTERATION UP TO 1 1/4"		REFERENCE NO. ER-29	
PRIMARY DEPARTMENT CONSTR. & PIPELINES	UNIT OF SERVICE SERVICE	SERVICE RECIPIENT	
DESCRIPTION OF SERVICE Alteration of existing service pipelines up to 1 1/4 inch.			
CURRENT FEE STRUCTURE \$69 per foot (\$1,373 minimum) Mobilization and other charges may apply.			
<u>REVENUE AND COST COMPARISON</u>			
UNIT REVENUE:	\$6,900.00	TOTAL REVENUE:	\$448,500
UNIT COST:	\$1,250.32	TOTAL COST:	\$81,271
UNIT PROFIT (SUBSIDY):	\$5,649.68	TOTAL PROFIT (SUBSIDY):	\$367,229
TOTAL UNITS:	65	PCT. COST RECOVERY:	551.86%
SUGGESTED FEE FOR COST RECOVERY OF: 100% PE - \$1,000 base fee + \$20 per foot from property line Steel - \$1,500 base fee + \$100 per foot from property line Base fee includes mobilization costs Paving and other charges may apply			

**CITY OF LONG BEACH
COST DETAIL WORKSHEET
FY 2020-2021**

SERVICE SERVICE ALTERATION UP TO 1 1/4"					REFERENCE NO. ER-29		
NOTE Unit Costs are an Average of Total Units					TOTAL UNITS 65		
<u>DEPARTMENT</u>	<u>POSITION</u>	<u>TYPE</u>	<u>UNIT TIME</u>	<u>UNIT COST</u>	<u>ANN. UNITS</u>	<u>TOTAL COST</u>	
CONSTR. & PIPELINES	GAS CONSTR. WORKER II	PE	6.00	\$616.23	40	\$24,649	
CONSTR. & PIPELINES	SR EQUIP OPERATOR	PE	1.50	\$202.25	40	\$8,090	
CONSTR. & PIPELINES	GAS MAINT SUPV I	PE	1.50	\$230.16	40	\$9,206	
TYPE SUBTOTAL			9.00	\$1,048.64		\$41,946	
CONSTR. & PIPELINES	GAS CONSTR. WORKER II	Steel	9.00	\$924.39	25	\$23,110	
CONSTR. & PIPELINES	SR EQUIP OPERATOR	Steel	2.25	\$303.37	25	\$7,584	
CONSTR. & PIPELINES	GAS MAINT SUPV I	Steel	2.25	\$345.24	25	\$8,631	
TYPE SUBTOTAL			13.50	\$1,573.00		\$39,325	
TOTALS			22.50	\$1,250.32		\$81,271	

**CITY OF LONG BEACH
REVENUE AND COST SUMMARY WORKSHEET
FY 2020-2021**

SERVICE SERVICE INSTALLATION - PE 2"		REFERENCE NO. ER-30	
PRIMARY DEPARTMENT CONSTR. & PIPELINES	UNIT OF SERVICE SERVICE	SERVICE RECIPIENT	
DESCRIPTION OF SERVICE Construction of new service 2 inch PE pipelines.			
CURRENT FEE STRUCTURE \$102 per foot (\$2,038 minimum) Mobilization and other charges may apply.			
<u>REVENUE AND COST COMPARISON</u>			
UNIT REVENUE:	\$10,200.00	TOTAL REVENUE:	\$20,400
UNIT COST:	\$6,815.50	TOTAL COST:	\$13,631
UNIT PROFIT (SUBSIDY):	\$3,384.50	TOTAL PROFIT (SUBSIDY):	\$6,769
TOTAL UNITS:	2	PCT. COST RECOVERY:	149.66%
SUGGESTED FEE FOR COST RECOVERY OF: 100% \$2,445 base fee + \$21 per foot from ROW line Base fee includes mobilization costs Paving and other charges may apply			

**CITY OF LONG BEACH
COST DETAIL WORKSHEET
FY 2020-2021**

SERVICE SERVICE INSTALLATION - PE 2"					REFERENCE NO. ER-30		
NOTE Unit Costs are an Average of Total Units					TOTAL UNITS 2		
<u>DEPARTMENT</u>	<u>POSITION</u>	<u>TYPE</u>	<u>UNIT TIME</u>	<u>UNIT COST</u>	<u>ANN. UNITS</u>	<u>TOTAL COST</u>	
CONSTR. & PIPELINES	GAS CONSTR. WORKER II	Base 3.5 Hrs Of 4	14.00	\$1,438.28	3	\$4,315	
CONSTR. & PIPELINES	SR EQUIP OPERATOR	Base Time	3.50	\$471.91	3	\$1,416	
CONSTR. & PIPELINES	GAS MAINT SUPV I	Base Time	3.50	\$537.04	3	\$1,611	
TYPE SUBTOTAL			21.00	\$2,447.23		\$7,342	
CONSTR. & PIPELINES	GAS CONSTR. WORKER II	+ 100 FT From ROW	12.00	\$1,232.18	3	\$3,697	
CONSTR. & PIPELINES	SR EQUIP OPERATOR	+ 100 FT From ROW	3.00	\$404.49	3	\$1,213	
CONSTR. & PIPELINES	GAS MAINT SUPV I	+ 100 FT From ROW	3.00	\$459.81	3	\$1,379	
TYPE SUBTOTAL			17.99	\$2,096.48		\$6,289	
TOTALS			39.00	\$6,815.50		\$13,631	

**CITY OF LONG BEACH
REVENUE AND COST SUMMARY WORKSHEET
FY 2020-2021**

SERVICE SERVICE ALTERATION - PE 2"		REFERENCE NO. ER-31	
PRIMARY DEPARTMENT CONSTR. & PIPELINES	UNIT OF SERVICE SERVICE	SERVICE RECIPIENT	
DESCRIPTION OF SERVICE Alteration of existing service 2 inch PE pipelines.			
CURRENT FEE STRUCTURE \$102 per foot (\$2,038 minimum) Mobilization and other charges may apply.			
<u>REVENUE AND COST COMPARISON</u>			
UNIT REVENUE:	\$10,200.00	TOTAL REVENUE:	\$10,200
UNIT COST:	\$1,576.00	TOTAL COST:	\$1,576
UNIT PROFIT (SUBSIDY):	\$8,624.00	TOTAL PROFIT (SUBSIDY):	\$8,624
TOTAL UNITS:	1	PCT. COST RECOVERY:	647.21%
SUGGESTED FEE FOR COST RECOVERY OF: 100% \$1,500 base fee + \$50 per foot from property line Base fee includes mobilization costs Paving and other charges may apply			

June 30, 2021

**CITY OF LONG BEACH
COST DETAIL WORKSHEET
FY 2020-2021**

SERVICE SERVICE ALTERATION - PE 2"				REFERENCE NO. ER-31			
NOTE Unit Costs are an Average of Total Units				TOTAL UNITS 1			
<u>DEPARTMENT</u>	<u>POSITION</u>	<u>TYPE</u>	<u>UNIT TIME</u>	<u>UNIT COST</u>	<u>ANN. UNITS</u>	<u>TOTAL COST</u>	
CONSTR. & PIPELINES	GAS CONSTR. WORKER II		9.01	\$925.42	1	\$925	
CONSTR. & PIPELINES	SR EQUIP OPERATOR		2.25	\$303.37	1	\$303	
CONSTR. & PIPELINES	GAS MAINT SUPV I		2.26	\$346.77	1	\$347	
TYPE SUBTOTAL			13.52	\$1,575.56		\$1,576	
TOTALS			13.52	\$1,576.00		\$1,576	

**CITY OF LONG BEACH
REVENUE AND COST SUMMARY WORKSHEET
FY 2020-2021**

SERVICE SERVICE INSTALLATION - STEEL 2"		REFERENCE NO. ER-32	
PRIMARY DEPARTMENT CONSTR. & PIPELINES	UNIT OF SERVICE SERVICE	SERVICE RECIPIENT	
DESCRIPTION OF SERVICE Construction of new service 2 inch steel pipelines.			
CURRENT FEE STRUCTURE \$102 per foot (\$2,038 minimum) Mobilization and other charges may apply.			
<u>REVENUE AND COST COMPARISON</u>			
UNIT REVENUE:	\$5,100.00	TOTAL REVENUE:	\$15,300
UNIT COST:	\$8,567.67	TOTAL COST:	\$25,703
UNIT PROFIT (SUBSIDY):	\$(3,467.67)	TOTAL PROFIT (SUBSIDY):	\$(10,403)
TOTAL UNITS:	3	PCT. COST RECOVERY:	59.53%
SUGGESTED FEE FOR COST RECOVERY OF: 100% \$3,045 base fee + \$42 per foot from ROW line Base fee includes mobilization costs Paving and other charges may apply			

**CITY OF LONG BEACH
COST DETAIL WORKSHEET
FY 2020-2021**

SERVICE SERVICE INSTALLATION - STEEL 2"					REFERENCE NO. ER-32		
NOTE Unit Costs are an Average of Total Units					TOTAL UNITS 3		
<u>DEPARTMENT</u>	<u>POSITION</u>	<u>TYPE</u>	<u>UNIT TIME</u>	<u>UNIT COST</u>	<u>ANN. UNITS</u>	<u>TOTAL COST</u>	
CONSTR. & PIPELINES	GAS CONSTR. WORKER II	Base 4.25 Hrs Of 4	17.00	\$1,746.28	5	\$8,731	
CONSTR. & PIPELINES	SR EQUIP OPERATOR	Base Time	4.50	\$606.74	5	\$3,034	
CONSTR. & PIPELINES	GAS MAINT SUPV I	Base Time	4.50	\$690.48	5	\$3,452	
TYPE SUBTOTAL			26.00	\$3,043.50		\$15,218	
CONSTR. & PIPELINES	GAS CONSTR. WORKER II	+ 50 FT From ROW	12.00	\$1,232.31	5	\$6,162	
CONSTR. & PIPELINES	SR EQUIP OPERATOR	+ 50 FT From ROW	3.00	\$404.49	5	\$2,022	
CONSTR. & PIPELINES	GAS MAINT SUPV I	+ 50 FT From ROW	3.00	\$460.32	5	\$2,302	
TYPE SUBTOTAL			18.00	\$2,097.12		\$10,486	
TOTALS			44.00	\$8,567.67		\$25,703	

**CITY OF LONG BEACH
REVENUE AND COST SUMMARY WORKSHEET
FY 2020-2021**

SERVICE SERVICE ALTERATION - STEEL 2"		REFERENCE NO. ER-33	
PRIMARY DEPARTMENT CONSTR. & PIPELINES	UNIT OF SERVICE SERVICE	SERVICE RECIPIENT	
DESCRIPTION OF SERVICE Alteration of existing service 2 inch steel pipelines.			
CURRENT FEE STRUCTURE \$102 per foot (\$2,038 minimum) Mobilization and other charges may apply.			
<u>REVENUE AND COST COMPARISON</u>			
UNIT REVENUE:	\$5,100.00	TOTAL REVENUE:	\$10,200
UNIT COST:	\$2,097.50	TOTAL COST:	\$4,195
UNIT PROFIT (SUBSIDY):	\$3,002.50	TOTAL PROFIT (SUBSIDY):	\$6,005
TOTAL UNITS:	2	PCT. COST RECOVERY:	243.15%
SUGGESTED FEE FOR COST RECOVERY OF: 100% \$2,000 base fee + \$100 per foot from property line Base fee includes mobilization costs Paving and other charges may apply			

**CITY OF LONG BEACH
COST DETAIL WORKSHEET
FY 2020-2021**

SERVICE SERVICE ALTERATION - STEEL 2"				REFERENCE NO. ER-33		
NOTE Unit Costs are an Average of Total Units				TOTAL UNITS 2		
<u>DEPARTMENT</u>	<u>POSITION</u>	<u>TYPE</u>	<u>UNIT TIME</u>	<u>UNIT COST</u>	<u>ANN. UNITS</u>	<u>TOTAL COST</u>
CONSTR. & PIPELINES	GAS CONSTR. WORKER II		12.00	\$1,232.01	2	\$2,464
CONSTR. & PIPELINES	SR EQUIP OPERATOR		3.00	\$404.49	2	\$809
CONSTR. & PIPELINES	GAS MAINT SUPV I		3.01	\$461.09	2	\$922
TYPE SUBTOTAL			18.00	\$2,097.59		\$4,195
TOTALS			18.00	\$2,097.50		\$4,195

**CITY OF LONG BEACH
REVENUE AND COST SUMMARY WORKSHEET
FY 2020-2021**

SERVICE MAIN CONSTRUCTION - 2"		REFERENCE NO. ER-34	
PRIMARY DEPARTMENT CONSTR. & PIPELINES	UNIT OF SERVICE MAIN	SERVICE RECIPIENT	
DESCRIPTION OF SERVICE Construction of new 2 inch main pipelines.			
CURRENT FEE STRUCTURE \$83 per foot (\$4,160 minimum) Mobilization and other charges may apply.			
<u>REVENUE AND COST COMPARISON</u>			
UNIT REVENUE:	\$8,300.00	TOTAL REVENUE:	\$8,300
UNIT COST:	\$10,905.00	TOTAL COST:	\$10,905
UNIT PROFIT (SUBSIDY):	\$(2,605.00)	TOTAL PROFIT (SUBSIDY):	\$(2,605)
TOTAL UNITS:	1	PCT. COST RECOVERY:	76.11%
SUGGESTED FEE FOR COST RECOVERY OF: 100% \$10,905 base fee + \$86 per foot over 100 feet Base fee includes mobilization costs Charge actual costs if work is performed by an outside third party. Paving and other charges may apply			

**CITY OF LONG BEACH
COST DETAIL WORKSHEET
FY 2020-2021**

SERVICE MAIN CONSTRUCTION - 2"				REFERENCE NO. ER-34		
NOTE Unit Costs are an Average of Total Units				TOTAL UNITS 1		
<u>DEPARTMENT</u>	<u>POSITION</u>	<u>TYPE</u>	<u>UNIT TIME</u>	<u>UNIT COST</u>	<u>ANN. UNITS</u>	<u>TOTAL COST</u>
CONSTR. & PIPELINES	GAS CONSTR. WORKER II	Per 100' 10 Hr Of 4	40.00	\$4,108.40	1	\$4,108
CONSTR. & PIPELINES	SR EQUIP OPERATOR	Per 100'	10.00	\$1,348.30	1	\$1,348
CONSTR. & PIPELINES	GAS MAINT SUPV I	Per 100'	10.00	\$1,534.40	1	\$1,534
CONSTR. & PIPELINES		Contract Cost	0.00	\$3,914.00	1	\$3,914
		TYPE SUBTOTAL	60.00	\$10,905.10		\$10,905
TOTALS			60.00	\$10,905.00		\$10,905

**CITY OF LONG BEACH
REVENUE AND COST SUMMARY WORKSHEET
FY 2020-2021**

SERVICE MAIN CONSTRUCTION - PE 4-6"		REFERENCE NO. ER-35	
PRIMARY DEPARTMENT CONSTR. & PIPELINES	UNIT OF SERVICE MAIN	SERVICE RECIPIENT	
DESCRIPTION OF SERVICE Construction of new 4-6 inch PE main pipelines.			
CURRENT FEE STRUCTURE 4" Main - \$133 per foot (\$6,760 minimum) 6" Main - \$156 per foot (\$16,640 minimum) Mobilization and other charges may apply.			
REVENUE AND COST COMPARISON			
UNIT REVENUE:	\$13,300.00	TOTAL REVENUE:	\$13,300
UNIT COST:	\$12,302.00	TOTAL COST:	\$12,302
UNIT PROFIT (SUBSIDY):	\$998.00	TOTAL PROFIT (SUBSIDY):	\$998
TOTAL UNITS:	1	PCT. COST RECOVERY:	108.11%
SUGGESTED FEE FOR COST RECOVERY OF: 100% \$12,300 base fee + \$102 per foot over 100 feet Base fee includes mobilization costs Charge actual costs if work is performed by an outside third party. Paving and other charges may apply			

**CITY OF LONG BEACH
COST DETAIL WORKSHEET
FY 2020-2021**

SERVICE MAIN CONSTRUCTION - PE 4-6"					REFERENCE NO. ER-35		
NOTE Unit Costs are an Average of Total Units					TOTAL UNITS 1		
<u>DEPARTMENT</u>	<u>POSITION</u>	<u>TYPE</u>	<u>UNIT TIME</u>	<u>UNIT COST</u>	<u>ANN. UNITS</u>	<u>TOTAL COST</u>	
CONSTR. & PIPELINES	GAS CONSTR. WORKER II	Per 100' 12 Hr Of 4	47.99	\$4,929.05	1	\$4,929	
CONSTR. & PIPELINES	SR EQUIP OPERATOR	Per 100'	12.00	\$1,617.96	1	\$1,618	
CONSTR. & PIPELINES	GAS MAINT SUPV I	Per 100'	12.00	\$1,841.28	1	\$1,841	
CONSTR. & PIPELINES		Contract Cost	0.00	\$3,914.00	1	\$3,914	
		TYPE SUBTOTAL	71.99	\$12,302.29		\$12,302	
TOTALS			71.99	\$12,302.00		\$12,302	

**CITY OF LONG BEACH
REVENUE AND COST SUMMARY WORKSHEET
FY 2020-2021**

SERVICE MAIN CONSTRUCTION - STEEL 4-6"		REFERENCE NO. ER-36	
PRIMARY DEPARTMENT CONSTR. & PIPELINES	UNIT OF SERVICE MAIN	SERVICE RECIPIENT	
DESCRIPTION OF SERVICE Construction of new 4-6 inch steel main pipelines.			
CURRENT FEE STRUCTURE Actual Costs			
<u>REVENUE AND COST COMPARISON</u>			
UNIT REVENUE:	\$9,360.00	TOTAL REVENUE:	\$9,360
UNIT COST:	\$9,715.00	TOTAL COST:	\$9,715
UNIT PROFIT (SUBSIDY):	\$(355.00)	TOTAL PROFIT (SUBSIDY):	\$(355)
TOTAL UNITS:	1	PCT. COST RECOVERY:	96.35%
SUGGESTED FEE FOR COST RECOVERY OF: 100%			
\$9,715 base fee + \$122 per foot over 60 feet			
Base fee includes mobilization costs			
Charge actual costs if work is performed by an outside third party.			
Paving and other charges may apply			

**CITY OF LONG BEACH
COST DETAIL WORKSHEET
FY 2020-2021**

SERVICE MAIN CONSTRUCTION - STEEL 4-6"					REFERENCE NO. ER-36		
NOTE Unit Costs are an Average of Total Units					TOTAL UNITS 1		
<u>DEPARTMENT</u>	<u>POSITION</u>	<u>TYPE</u>	<u>UNIT TIME</u>	<u>UNIT COST</u>	<u>ANN. UNITS</u>	<u>TOTAL COST</u>	
CONSTR. & PIPELINES	GAS CONSTR. WORKER II	Per 60 FT 8 Hr Of 4	32.02	\$3,288.77	1	\$3,289	
CONSTR. & PIPELINES	SR EQUIP OPERATOR	Per 60 FT	8.00	\$1,078.64	1	\$1,079	
CONSTR. & PIPELINES	GAS MAINT SUPV I	Per 60 FT	8.00	\$1,227.52	1	\$1,228	
CONSTR. & PIPELINES		Contract Cost	0.00	\$4,120.00	1	\$4,120	
		TYPE SUBTOTAL	48.02	\$9,714.93		\$9,715	
TOTALS			48.02	\$9,715.00		\$9,715	

**CITY OF LONG BEACH
REVENUE AND COST SUMMARY WORKSHEET
FY 2020-2021**

SERVICE MAIN CONSTRUCTION - OVER 6"		REFERENCE NO. ER-37	
PRIMARY DEPARTMENT CONSTR. & PIPELINES	UNIT OF SERVICE MAIN	SERVICE RECIPIENT	
DESCRIPTION OF SERVICE Construction of new main pipelines over 6 inches.			
CURRENT FEE STRUCTURE Actual Costs			
<u>REVENUE AND COST COMPARISON</u>			
UNIT REVENUE:	\$0.00	TOTAL REVENUE:	\$0
UNIT COST:	\$0.00	TOTAL COST:	\$0
UNIT PROFIT (SUBSIDY):	\$0.00	TOTAL PROFIT (SUBSIDY):	\$0
TOTAL UNITS:	1	PCT. COST RECOVERY:	0.00%
SUGGESTED FEE FOR COST RECOVERY OF: 100%			
Charge the fully allocated hourly rates for all personnel involved plus any outside costs and parts/supplies			

**CITY OF LONG BEACH
COST DETAIL WORKSHEET
FY 2020-2021**

SERVICE MAIN CONSTRUCTION - OVER 6"				REFERENCE NO. ER-37		
NOTE Unit Costs are an Average of Total Units				TOTAL UNITS 1		
<u>DEPARTMENT</u>	<u>POSITION</u>	<u>TYPE</u>	<u>UNIT TIME</u>	<u>UNIT COST</u>	<u>ANN. UNITS</u>	<u>TOTAL COST</u>
CONSTR. & PIPELINES	GAS CONSTR. WORKER II	Actual Costs	0.00	\$0.00	1	\$0
TYPE SUBTOTAL			0.00	\$0.00		\$0
TOTALS			0.00	\$0.00		\$0

**CITY OF LONG BEACH
REVENUE AND COST SUMMARY WORKSHEET
FY 2020-2021**

SERVICE MAIN PIPELINE REPAIR		REFERENCE NO. ER-38	
PRIMARY DEPARTMENT CONSTR. & PIPELINES	UNIT OF SERVICE MAIN	SERVICE RECIPIENT	
DESCRIPTION OF SERVICE Repair of main pipelines damaged by a third party in the public right-of-way.			
CURRENT FEE STRUCTURE \$624 per hour (\$1,248 minimum) Paving and other charges may apply.			
<u>REVENUE AND COST COMPARISON</u>			
UNIT REVENUE:	\$0.00	TOTAL REVENUE:	\$0
UNIT COST:	\$0.00	TOTAL COST:	\$0
UNIT PROFIT (SUBSIDY):	\$0.00	TOTAL PROFIT (SUBSIDY):	\$0
TOTAL UNITS:	1	PCT. COST RECOVERY:	0.00%
SUGGESTED FEE FOR COST RECOVERY OF: 100% Charge the fully allocated hourly rates for all personnel involved plus any outside costs and parts/supplies			

June 30, 2021

**CITY OF LONG BEACH
COST DETAIL WORKSHEET
FY 2020-2021**

SERVICE MAIN PIPELINE REPAIR				REFERENCE NO. ER-38		
NOTE Unit Costs are an Average of Total Units				TOTAL UNITS 1		
<u>DEPARTMENT</u>	<u>POSITION</u>	<u>TYPE</u>	<u>UNIT TIME</u>	<u>UNIT COST</u>	<u>ANN. UNITS</u>	<u>TOTAL COST</u>
CONSTR. & PIPELINES	GAS CONSTR. WORKER II	Actual Costs	0.00	\$0.00	1	\$0
		TYPE SUBTOTAL	0.00	\$0.00		\$0
		TOTALS	0.00	\$0.00		\$0

**CITY OF LONG BEACH
REVENUE AND COST SUMMARY WORKSHEET
FY 2020-2021**

SERVICE PC FITTING LINE STOPPER TO 4" HALF		REFERENCE NO. ER-39	
PRIMARY DEPARTMENT CONSTR. & PIPELINES	UNIT OF SERVICE FITTING	SERVICE RECIPIENT	
DESCRIPTION OF SERVICE Installation, testing, tapping and stopping of 2 through 4 inch low pressure line stopper (Half PC)			
CURRENT FEE STRUCTURE \$744 per fitting Mobilization and other charges may apply.			
<u>REVENUE AND COST COMPARISON</u>			
UNIT REVENUE:	\$744.00	TOTAL REVENUE:	\$6,696
UNIT COST:	\$734.56	TOTAL COST:	\$6,611
UNIT PROFIT (SUBSIDY):	\$9.44	TOTAL PROFIT (SUBSIDY):	\$85
TOTAL UNITS:	9	PCT. COST RECOVERY:	101.29%
SUGGESTED FEE FOR COST RECOVERY OF: 100% New - \$765 per fitting Reuse - \$480 per fitting plus actual cost of fitting and supplies Mobilization and other charges may apply			

**CITY OF LONG BEACH
COST DETAIL WORKSHEET
FY 2020-2021**

SERVICE PC FITTING LINE STOPPER TO 4" HALF				REFERENCE NO. ER-39			
NOTE Unit Costs are an Average of Total Units				TOTAL UNITS 9			
<u>DEPARTMENT</u>	<u>POSITION</u>	<u>TYPE</u>	<u>UNIT TIME</u>	<u>UNIT COST</u>	<u>ANN. UNITS</u>	<u>TOTAL COST</u>	
CONSTR. & PIPELINES	GAS CONSTR. WORKER III	New	4.00	\$478.40	8	\$3,827	
CONSTR. & PIPELINES	GAS PIPELINE WELDER	New	2.00	\$288.16	8	\$2,305	
TYPE SUBTOTAL			6.00	\$766.56		\$6,132	
CONSTR. & PIPELINES	GAS CONSTR. WORKER III	Reuse	4.00	\$478.40	1	\$478	
TYPE SUBTOTAL			4.00	\$478.40		\$478	
TOTALS			10.00	\$734.56		\$6,611	

**CITY OF LONG BEACH
REVENUE AND COST SUMMARY WORKSHEET
FY 2020-2021**

SERVICE PC FITTING LINE STOPPER TO 4" FULL		REFERENCE NO. ER-40	
PRIMARY DEPARTMENT CONSTR. & PIPELINES	UNIT OF SERVICE FITTING	SERVICE RECIPIENT	
DESCRIPTION OF SERVICE Installation, testing, tapping and stopping of 2 through 4 inch full encirclement line stopper (Full PC)			
CURRENT FEE STRUCTURE \$1,693 per fitting Mobilization and other charges may apply.			
<u>REVENUE AND COST COMPARISON</u>			
UNIT REVENUE:	\$1,693.00	TOTAL REVENUE:	\$13,544
UNIT COST:	\$1,965.38	TOTAL COST:	\$15,723
UNIT PROFIT (SUBSIDY):	\$(272.38)	TOTAL PROFIT (SUBSIDY):	\$(2,179)
TOTAL UNITS:	8	PCT. COST RECOVERY:	86.14%
SUGGESTED FEE FOR COST RECOVERY OF: 100% New - \$2,110 per fitting Reuse - \$955 per fitting plus actual cost of fitting and supplies Mobilization and other charges may apply			

**CITY OF LONG BEACH
COST DETAIL WORKSHEET
FY 2020-2021**

SERVICE PC FITTING LINE STOPPER TO 4" FULL					REFERENCE NO. ER-40		
NOTE Unit Costs are an Average of Total Units					TOTAL UNITS 8		
<u>DEPARTMENT</u>	<u>POSITION</u>	<u>TYPE</u>	<u>UNIT TIME</u>	<u>UNIT COST</u>	<u>ANN. UNITS</u>	<u>TOTAL COST</u>	
CONSTR. & PIPELINES	GAS CONSTR. WORKER III	New	8.00	\$956.80	7	\$6,698	
CONSTR. & PIPELINES	GAS PIPELINE WELDER	New	8.00	\$1,152.64	7	\$8,068	
TYPE SUBTOTAL			16.00	\$2,109.44		\$14,766	
CONSTR. & PIPELINES	GAS CONSTR. WORKER III	Reuse	8.00	\$956.80	1	\$957	
TYPE SUBTOTAL			8.00	\$956.80		\$957	
TOTALS			24.00	\$1,965.38		\$15,723	

**CITY OF LONG BEACH
REVENUE AND COST SUMMARY WORKSHEET
FY 2020-2021**

SERVICE PC FITTING LINE STOPPER 6-8" FULL		REFERENCE NO. ER-41	
PRIMARY DEPARTMENT CONSTR. & PIPELINES	UNIT OF SERVICE FITTING	SERVICE RECIPIENT	
DESCRIPTION OF SERVICE Installation, testing, tapping and stopping of 6 through 8 inch full encirclement line stopper (Full PC)			
CURRENT FEE STRUCTURE \$2,520 per fitting Mobilization and other charges may apply.			
<u>REVENUE AND COST COMPARISON</u>			
UNIT REVENUE:	\$2,520.00	TOTAL REVENUE:	\$32,760
UNIT COST:	\$2,020.77	TOTAL COST:	\$26,270
UNIT PROFIT (SUBSIDY):	\$499.23	TOTAL PROFIT (SUBSIDY):	\$6,490
TOTAL UNITS:	13	PCT. COST RECOVERY:	124.70%
SUGGESTED FEE FOR COST RECOVERY OF: 100% New - \$2.110 per fitting Reuse - \$955 per fitting plus actual cost of fitting and supplies Mobilization and other charges may apply			

**CITY OF LONG BEACH
COST DETAIL WORKSHEET
FY 2020-2021**

SERVICE PC FITTING LINE STOPPER 6-8" FULL					REFERENCE NO. ER-41		
NOTE Unit Costs are an Average of Total Units					TOTAL UNITS 13		
<u>DEPARTMENT</u>	<u>POSITION</u>	<u>TYPE</u>	<u>UNIT TIME</u>	<u>UNIT COST</u>	<u>ANN. UNITS</u>	<u>TOTAL COST</u>	
CONSTR. & PIPELINES	GAS CONSTR. WORKER III	New	8.00	\$956.80	12	\$11,482	
CONSTR. & PIPELINES	GAS PIPELINE WELDER	New	8.00	\$1,152.64	12	\$13,832	
TYPE SUBTOTAL			16.00	\$2,109.44		\$25,313	
CONSTR. & PIPELINES	GAS CONSTR. WORKER III	Reuse	8.00	\$956.80	1	\$957	
TYPE SUBTOTAL			8.00	\$956.80		\$957	
TOTALS			24.00	\$2,020.77		\$26,270	

**CITY OF LONG BEACH
REVENUE AND COST SUMMARY WORKSHEET
FY 2020-2021**

SERVICE PC FITTING LINE STOPPER 10-12" FULL		REFERENCE NO. ER-42	
PRIMARY DEPARTMENT CONSTR. & PIPELINES	UNIT OF SERVICE FITTING	SERVICE RECIPIENT	
DESCRIPTION OF SERVICE Installation, testing, tapping and stopping of 10 through 12 inch full encirclement line stopper (Full PC)			
CURRENT FEE STRUCTURE \$12,355 per fitting Mobilization and other charges may apply.			
<u>REVENUE AND COST COMPARISON</u>			
UNIT REVENUE:	\$12,355.00	TOTAL REVENUE:	\$49,420
UNIT COST:	\$2,732.00	TOTAL COST:	\$10,928
UNIT PROFIT (SUBSIDY):	\$9,623.00	TOTAL PROFIT (SUBSIDY):	\$38,492
TOTAL UNITS:	4	PCT. COST RECOVERY:	452.23%
SUGGESTED FEE FOR COST RECOVERY OF: 100% New - \$3,165 per fitting Reuse - \$1,435 per fitting plus actual cost of fitting and supplies Mobilization and other charges may apply			

**CITY OF LONG BEACH
COST DETAIL WORKSHEET
FY 2020-2021**

SERVICE PC FITTING LINE STOPPER 10-12" FULL					REFERENCE NO. ER-42		
NOTE Unit Costs are an Average of Total Units					TOTAL UNITS 4		
<u>DEPARTMENT</u>	<u>POSITION</u>	<u>TYPE</u>	<u>UNIT TIME</u>	<u>UNIT COST</u>	<u>ANN. UNITS</u>	<u>TOTAL COST</u>	
CONSTR. & PIPELINES	GAS CONSTR. WORKER III	New	12.00	\$1,435.20	3	\$4,306	
CONSTR. & PIPELINES	GAS PIPELINE WELDER	New	12.00	\$1,728.96	3	\$5,187	
TYPE SUBTOTAL			24.00	\$3,164.16		\$9,492	
CONSTR. & PIPELINES	GAS CONSTR. WORKER III	Reuse	12.00	\$1,435.20	1	\$1,435	
TYPE SUBTOTAL			12.00	\$1,435.20		\$1,435	
TOTALS			36.00	\$2,732.00		\$10,928	

**CITY OF LONG BEACH
REVENUE AND COST SUMMARY WORKSHEET
FY 2020-2021**

SERVICE PC FITTING LINE STOPPER OVER 12"		REFERENCE NO. ER-43	
PRIMARY DEPARTMENT CONSTR. & PIPELINES	UNIT OF SERVICE FITTING	SERVICE RECIPIENT	
DESCRIPTION OF SERVICE Installation, testing, tapping and stopping of over 12 inch full encirclement line stopper (Full PC)			
CURRENT FEE STRUCTURE Actual Costs			
<u>REVENUE AND COST COMPARISON</u>			
UNIT REVENUE:	\$0.00	TOTAL REVENUE:	\$0
UNIT COST:	\$0.00	TOTAL COST:	\$0
UNIT PROFIT (SUBSIDY):	\$0.00	TOTAL PROFIT (SUBSIDY):	\$0
TOTAL UNITS:	1	PCT. COST RECOVERY:	0.00%
SUGGESTED FEE FOR COST RECOVERY OF: 100%			
Charge the fully allocated hourly rates for all personnel involved plus any outside costs and parts/supplies			
Mobilization and other charges may apply			

June 30, 2021

**CITY OF LONG BEACH
COST DETAIL WORKSHEET
FY 2020-2021**

SERVICE PC FITTING LINE STOPPER OVER 12"				REFERENCE NO. ER-43		
NOTE Unit Costs are an Average of Total Units				TOTAL UNITS 1		
<u>DEPARTMENT</u>	<u>POSITION</u>	<u>TYPE</u>	<u>UNIT TIME</u>	<u>UNIT COST</u>	<u>ANN. UNITS</u>	<u>TOTAL COST</u>
CONSTR. & PIPELINES	GAS CONSTR. WORKER III	Actual Costs	0.00	\$0.00	1	\$0
TYPE SUBTOTAL			0.00	\$0.00		\$0
TOTALS			0.00	\$0.00		\$0

**CITY OF LONG BEACH
REVENUE AND COST SUMMARY WORKSHEET
FY 2020-2021**

SERVICE PC FITTING BRANCH CONNECT 2"		REFERENCE NO. ER-44
PRIMARY DEPARTMENT CONSTR. & PIPELINES	UNIT OF SERVICE FITTING	SERVICE RECIPIENT
DESCRIPTION OF SERVICE Installation, testing and tapping of a 2 inch branch connection service tee.		
CURRENT FEE STRUCTURE \$315 per fitting Mobilization and other charges may apply.		
<u>REVENUE AND COST COMPARISON</u>		
UNIT REVENUE:	\$315.00	TOTAL REVENUE: \$315
UNIT COST:	\$264.00	TOTAL COST: \$264
UNIT PROFIT (SUBSIDY):	\$51.00	TOTAL PROFIT (SUBSIDY): \$51
TOTAL UNITS:	1	PCT. COST RECOVERY: 119.32%
SUGGESTED FEE FOR COST RECOVERY OF: 100% \$265 per fitting plus actual cost of fitting and supplies Mobilization and other charges may apply		

**CITY OF LONG BEACH
COST DETAIL WORKSHEET
FY 2020-2021**

SERVICE PC FITTING BRANCH CONNECT 2"					REFERENCE NO. ER-44		
NOTE Unit Costs are an Average of Total Units					TOTAL UNITS 1		
<u>DEPARTMENT</u>	<u>POSITION</u>	<u>TYPE</u>	<u>UNIT TIME</u>	<u>UNIT COST</u>	<u>ANN. UNITS</u>	<u>TOTAL COST</u>	
CONSTR. & PIPELINES	GAS CONSTR. WORKER III		1.00	\$119.60	1	\$120	
CONSTR. & PIPELINES	GAS PIPELINE WELDER		1.00	\$144.08	1	\$144	
		TYPE SUBTOTAL	2.00	\$263.68		\$264	
TOTALS			2.00	\$264.00		\$264	

**CITY OF LONG BEACH
REVENUE AND COST SUMMARY WORKSHEET
FY 2020-2021**

SERVICE PC FITTING BRANCH CONNECT 3-4"		REFERENCE NO. ER-45	
PRIMARY DEPARTMENT CONSTR. & PIPELINES	UNIT OF SERVICE FITTING	SERVICE RECIPIENT	
DESCRIPTION OF SERVICE Installation, testing and tapping of a 3-4 inch branch connection service tee.			
CURRENT FEE STRUCTURE \$963 per fitting Mobilization and other charges may apply.			
<u>REVENUE AND COST COMPARISON</u>			
UNIT REVENUE:	\$963.00	TOTAL REVENUE:	\$6,741
UNIT COST:	\$527.43	TOTAL COST:	\$3,692
UNIT PROFIT (SUBSIDY):	\$435.57	TOTAL PROFIT (SUBSIDY):	\$3,049
TOTAL UNITS:	7	PCT. COST RECOVERY:	182.58%
SUGGESTED FEE FOR COST RECOVERY OF: 100% \$525 per fitting plus actual cost of fitting and supplies Mobilization and other charges may apply			

**CITY OF LONG BEACH
COST DETAIL WORKSHEET
FY 2020-2021**

SERVICE PC FITTING BRANCH CONNECT 3-4"				REFERENCE NO. ER-45			
NOTE Unit Costs are an Average of Total Units				TOTAL UNITS 7			
<u>DEPARTMENT</u>	<u>POSITION</u>	<u>TYPE</u>	<u>UNIT TIME</u>	<u>UNIT COST</u>	<u>ANN. UNITS</u>	<u>TOTAL COST</u>	
CONSTR. & PIPELINES	GAS CONSTR. WORKER III		2.00	\$239.20	7	\$1,674	
CONSTR. & PIPELINES	GAS PIPELINE WELDER		2.00	\$288.16	7	\$2,017	
		TYPE SUBTOTAL	4.00	\$527.36		\$3,692	
TOTALS			4.00	\$527.43		\$3,692	

**CITY OF LONG BEACH
REVENUE AND COST SUMMARY WORKSHEET
FY 2020-2021**

SERVICE PC FITTING BRANCH CONNECT 6-8"		REFERENCE NO. ER-46	
PRIMARY DEPARTMENT CONSTR. & PIPELINES	UNIT OF SERVICE FITTING	SERVICE RECIPIENT	
DESCRIPTION OF SERVICE Installation, testing and tapping of a 6-8 inch branch connection service tee.			
CURRENT FEE STRUCTURE \$1,428 per fitting Mobilization and other charges may apply.			
REVENUE AND COST COMPARISON			
UNIT REVENUE:	\$1,428.00	TOTAL REVENUE:	\$1,428
UNIT COST:	\$791.00	TOTAL COST:	\$791
UNIT PROFIT (SUBSIDY):	\$637.00	TOTAL PROFIT (SUBSIDY):	\$637
TOTAL UNITS:	1	PCT. COST RECOVERY:	180.53%
SUGGESTED FEE FOR COST RECOVERY OF: 100% \$790 per fitting plus actual cost of fitting and supplies Mobilization and other charges may apply			

**CITY OF LONG BEACH
COST DETAIL WORKSHEET
FY 2020-2021**

SERVICE PC FITTING BRANCH CONNECT 6-8"				REFERENCE NO. ER-46			
NOTE Unit Costs are an Average of Total Units				TOTAL UNITS 1			
<u>DEPARTMENT</u>	<u>POSITION</u>	<u>TYPE</u>	<u>UNIT TIME</u>	<u>UNIT COST</u>	<u>ANN. UNITS</u>	<u>TOTAL COST</u>	
CONSTR. & PIPELINES	GAS CONSTR. WORKER III		3.00	\$358.80	1	\$359	
CONSTR. & PIPELINES	GAS PIPELINE WELDER		3.00	\$432.24	1	\$432	
		TYPE SUBTOTAL	6.00	\$791.04		\$791	
TOTALS			6.00	\$791.00		\$791	

**CITY OF LONG BEACH
REVENUE AND COST SUMMARY WORKSHEET
FY 2020-2021**

SERVICE SERVICE PIPELINE DISCONNECTION		REFERENCE NO. ER-47	
PRIMARY DEPARTMENT CONSTR. & PIPELINES	UNIT OF SERVICE DISCONNECTION	SERVICE RECIPIENT	
DESCRIPTION OF SERVICE Disconnection of an existing pipeline at gas main or in the public right-of-way.			
CURRENT FEE STRUCTURE \$364 per hour (\$1,373 minimum) On Property or Riser Relocation - \$343 per hour (\$686 minimum) Paving and other charges may apply.			
<u>REVENUE AND COST COMPARISON</u>			
UNIT REVENUE:	\$1,373.00	TOTAL REVENUE:	\$52,174
UNIT COST:	\$2,165.66	TOTAL COST:	\$82,295
UNIT PROFIT (SUBSIDY):	\$(792.66)	TOTAL PROFIT (SUBSIDY):	\$(30,121)
TOTAL UNITS:	38	PCT. COST RECOVERY:	63.40%
SUGGESTED FEE FOR COST RECOVERY OF: 100% Up to 1 1/4": PE - \$1,000 Steel - \$1,500 2" & greater: PE - \$1,500 Steel - \$2,000 Paving and other charges may apply			

**CITY OF LONG BEACH
COST DETAIL WORKSHEET
FY 2020-2021**

SERVICE SERVICE PIPELINE DISCONNECTION					REFERENCE NO. ER-47		
NOTE Unit Costs are an Average of Total Units					TOTAL UNITS 38		
<u>DEPARTMENT</u>	<u>POSITION</u>	<u>TYPE</u>	<u>UNIT TIME</u>	<u>UNIT COST</u>	<u>ANN. UNITS</u>	<u>TOTAL COST</u>	
CONSTR. & PIPELINES	GAS CONSTR. WORKER II		9.00	\$924.36	38	\$35,126	
CONSTR. & PIPELINES	GAS PIPELINE WELDER		2.25	\$324.18	38	\$12,319	
CONSTR. & PIPELINES	SR EQUIP OPERATOR		2.25	\$303.37	38	\$11,528	
CONSTR. & PIPELINES	GAS MAINT SUPV I		4.00	\$613.76	38	\$23,323	
		TYPE SUBTOTAL	17.50	\$2,165.67		\$82,295	
TOTALS			17.50	\$2,165.66		\$82,295	

**CITY OF LONG BEACH
REVENUE AND COST SUMMARY WORKSHEET
FY 2020-2021**

SERVICE SERVICE PIPELINE REPAIR		REFERENCE NO. ER-48	
PRIMARY DEPARTMENT CONSTR. & PIPELINES	UNIT OF SERVICE REPAIR	SERVICE RECIPIENT	
DESCRIPTION OF SERVICE Repair of service pipeline damaged by a third party on private property or the public right-of-way.			
CURRENT FEE STRUCTURE \$343 per hour (\$686 minimum) Paving and other charges may apply.			
<u>REVENUE AND COST COMPARISON</u>			
UNIT REVENUE:	\$1,029.00	TOTAL REVENUE:	\$1,029
UNIT COST:	\$1,079.00	TOTAL COST:	\$1,079
UNIT PROFIT (SUBSIDY):	\$(50.00)	TOTAL PROFIT (SUBSIDY):	\$(50)
TOTAL UNITS:	1	PCT. COST RECOVERY:	95.37%
SUGGESTED FEE FOR COST RECOVERY OF: 100%			
Charge the fully allocated hourly rates for all personnel involved (\$1,080 minimum) plus any outside costs and parts/supplies			

**CITY OF LONG BEACH
COST DETAIL WORKSHEET
FY 2020-2021**

SERVICE SERVICE PIPELINE REPAIR				REFERENCE NO. ER-48			
NOTE Unit Costs are an Average of Total Units				TOTAL UNITS 1			
<u>DEPARTMENT</u>	<u>POSITION</u>	<u>TYPE</u>	<u>UNIT TIME</u>	<u>UNIT COST</u>	<u>ANN. UNITS</u>	<u>TOTAL COST</u>	
CONSTR. & PIPELINES	GAS CONSTR. WORKER II	Minimum	6.02	\$618.31	1	\$618	
CONSTR. & PIPELINES	GAS MAINT SUPV I	Minimum	3.00	\$460.32	1	\$460	
TYPE SUBTOTAL			9.02	\$1,078.63		\$1,079	
TOTALS			9.02	\$1,079.00		\$1,079	

**CITY OF LONG BEACH
REVENUE AND COST SUMMARY WORKSHEET
FY 2020-2021**

SERVICE BOLLARD INSTALLATION		REFERENCE NO. ER-49	
PRIMARY DEPARTMENT CONSTR. & PIPELINES	UNIT OF SERVICE BOLLARD	SERVICE RECIPIENT	
DESCRIPTION OF SERVICE Installation of a bollard when required to protect a meter from damage.			
CURRENT FEE STRUCTURE \$172 per bollard			
<u>REVENUE AND COST COMPARISON</u>			
UNIT REVENUE:	\$172.00	TOTAL REVENUE:	\$344
UNIT COST:	\$256.50	TOTAL COST:	\$513
UNIT PROFIT (SUBSIDY):	\$(84.50)	TOTAL PROFIT (SUBSIDY):	\$(169)
TOTAL UNITS:	2	PCT. COST RECOVERY:	67.06%
SUGGESTED FEE FOR COST RECOVERY OF: 100% \$410 for first bollard plus \$100 for each additional bollard			

**CITY OF LONG BEACH
COST DETAIL WORKSHEET
FY 2020-2021**

SERVICE BOLLARD INSTALLATION					REFERENCE NO. ER-49		
NOTE Unit Costs are an Average of Total Units					TOTAL UNITS 2		
<u>DEPARTMENT</u>	<u>POSITION</u>	<u>TYPE</u>	<u>UNIT TIME</u>	<u>UNIT COST</u>	<u>ANN. UNITS</u>	<u>TOTAL COST</u>	
CONSTR. & PIPELINES	GAS CONSTR. WORKER II	First - 2 Hr Of 2	4.01	\$411.87	1	\$412	
		TYPE SUBTOTAL	4.01	\$411.87		\$412	
CONSTR. & PIPELINES	GAS CONSTR. WORKER II	Ea Add'l-30 Min Of 2	0.98	\$100.66	1	\$101	
		TYPE SUBTOTAL	0.98	\$100.66		\$101	
TOTALS			4.99	\$256.50		\$513	

**CITY OF LONG BEACH
REVENUE AND COST SUMMARY WORKSHEET
FY 2020-2021**

SERVICE CONCRETE OR ASPHALT REPAIR		REFERENCE NO. ER-50	
PRIMARY DEPARTMENT CONSTR. & PIPELINES	UNIT OF SERVICE REPAIR	SERVICE RECIPIENT	
DESCRIPTION OF SERVICE Permanent repair of concrete or asphalt due to customer requested gas pipeline work.			
CURRENT FEE STRUCTURE \$32 per square foot			
<u>REVENUE AND COST COMPARISON</u>			
UNIT REVENUE:	\$0.00	TOTAL REVENUE:	\$0
UNIT COST:	\$0.00	TOTAL COST:	\$0
UNIT PROFIT (SUBSIDY):	\$0.00	TOTAL PROFIT (SUBSIDY):	\$0
TOTAL UNITS:	81	PCT. COST RECOVERY:	0.00%
SUGGESTED FEE FOR COST RECOVERY OF: 100%			
\$32 per square foot (\$500 minimum)			
Other charges may apply			

**CITY OF LONG BEACH
COST DETAIL WORKSHEET
FY 2020-2021**

SERVICE CONCRETE OR ASPHALT REPAIR				REFERENCE NO. ER-50		
NOTE Unit Costs are an Average of Total Units				TOTAL UNITS 81		
<u>DEPARTMENT</u>	<u>POSITION</u>	<u>TYPE</u>	<u>UNIT TIME</u>	<u>UNIT COST</u>	<u>ANN. UNITS</u>	<u>TOTAL COST</u>
CONSTR. & PIPELINES	GAS CONSTR. WORKER II	Contractor Cost	0.00	\$0.00	81	\$0
TYPE SUBTOTAL			0.00	\$0.00		\$0
TOTALS			0.00	\$0.00		\$0

**CITY OF LONG BEACH
REVENUE AND COST SUMMARY WORKSHEET
FY 2020-2021**

SERVICE ADDITIONAL WORK CREW MOBILIZATION		REFERENCE NO. ER-51	
PRIMARY DEPARTMENT CONSTR. & PIPELINES	UNIT OF SERVICE MOBILIZATION	SERVICE RECIPIENT	
DESCRIPTION OF SERVICE Additional mobilizations of work crews to project sites when required due to customer request.			
CURRENT FEE STRUCTURE \$1,560 per mobilization			
<u>REVENUE AND COST COMPARISON</u>			
UNIT REVENUE:	\$1,560.00	TOTAL REVENUE:	\$1,560
UNIT COST:	\$2,097.00	TOTAL COST:	\$2,097
UNIT PROFIT (SUBSIDY):	\$(537.00)	TOTAL PROFIT (SUBSIDY):	\$(537)
TOTAL UNITS:	1	PCT. COST RECOVERY:	74.39%
SUGGESTED FEE FOR COST RECOVERY OF: 100% \$2,100 per mobilization Other charges may apply			

**CITY OF LONG BEACH
COST DETAIL WORKSHEET
FY 2020-2021**

SERVICE ADDITIONAL WORK CREW MOBILIZATION					REFERENCE NO. ER-51		
NOTE Unit Costs are an Average of Total Units					TOTAL UNITS 1		
<u>DEPARTMENT</u>	<u>POSITION</u>	<u>TYPE</u>	<u>UNIT TIME</u>	<u>UNIT COST</u>	<u>ANN. UNITS</u>	<u>TOTAL COST</u>	
CONSTR. & PIPELINES	GAS CONSTR. WORKER II	3 Hrs Of 4	12.00	\$1,232.52	1	\$1,233	
CONSTR. & PIPELINES	SR EQUIP OPERATOR		3.00	\$404.49	1	\$404	
CONSTR. & PIPELINES	GAS MAINT SUPV I		3.00	\$460.32	1	\$460	
		TYPE SUBTOTAL	18.00	\$2,097.33		\$2,097	
TOTALS			18.00	\$2,097.00		\$2,097	

**CITY OF LONG BEACH
REVENUE AND COST SUMMARY WORKSHEET
FY 2020-2021**

SERVICE REGULAR HOURS CONSTRUCT CREW WORK		REFERENCE NO. ER-52
PRIMARY DEPARTMENT CONSTR. & PIPELINES	UNIT OF SERVICE HOUR	SERVICE RECIPIENT
DESCRIPTION OF SERVICE Construction work other than pipeline installation work during regular working hours.		
CURRENT FEE STRUCTURE \$624 per hour (\$1,872 minimum) Mobilization and other charges may apply.		
<u>REVENUE AND COST COMPARISON</u>		
UNIT REVENUE:	\$0.00	TOTAL REVENUE: \$0
UNIT COST:	\$0.00	TOTAL COST: \$0
UNIT PROFIT (SUBSIDY):	\$0.00	TOTAL PROFIT (SUBSIDY): \$0
TOTAL UNITS:	1	PCT. COST RECOVERY: 0.00%
SUGGESTED FEE FOR COST RECOVERY OF: 100% Charge the fully allocated hourly rates for all personnel involved (3 hour minimum) plus any outside costs or parts/supplies.		

**CITY OF LONG BEACH
COST DETAIL WORKSHEET
FY 2020-2021**

SERVICE REGULAR HOURS CONSTRUCT CREW WORK				REFERENCE NO. ER-52		
NOTE Unit Costs are an Average of Total Units				TOTAL UNITS 1		
<u>DEPARTMENT</u>	<u>POSITION</u>	<u>TYPE</u>	<u>UNIT TIME</u>	<u>UNIT COST</u>	<u>ANN. UNITS</u>	<u>TOTAL COST</u>
CONSTR. & PIPELINES	GAS CONSTR. WORKER II	Actual Costs	0.00	\$0.00	1	\$0
TYPE SUBTOTAL			0.00	\$0.00		\$0
TOTALS			0.00	\$0.00		\$0

**CITY OF LONG BEACH
REVENUE AND COST SUMMARY WORKSHEET
FY 2020-2021**

SERVICE AFTER/EMERG HOURS CONSTR CREW WORK		REFERENCE NO. ER-53	
PRIMARY DEPARTMENT CONSTR. & PIPELINES	UNIT OF SERVICE HOUR	SERVICE RECIPIENT	
DESCRIPTION OF SERVICE Construction work other than pipeline installation work after regular working hours.			
CURRENT FEE STRUCTURE \$780 per hour (\$2,340 minimum) Mobilization and other charges may apply.			
<u>REVENUE AND COST COMPARISON</u>			
UNIT REVENUE:	\$0.00	TOTAL REVENUE:	\$0
UNIT COST:	\$0.00	TOTAL COST:	\$0
UNIT PROFIT (SUBSIDY):	\$0.00	TOTAL PROFIT (SUBSIDY):	\$0
TOTAL UNITS:	1	PCT. COST RECOVERY:	0.00%
SUGGESTED FEE FOR COST RECOVERY OF: 100%			
Charge 120% of the fully allocated hourly rates for all personnel involved (3 hour minimum) plus any outside costs or parts/supplies.			

**CITY OF LONG BEACH
COST DETAIL WORKSHEET
FY 2020-2021**

SERVICE AFTER/EMERG HOURS CONSTR CREW WORK				REFERENCE NO. ER-53		
NOTE Unit Costs are an Average of Total Units				TOTAL UNITS 1		
<u>DEPARTMENT</u>	<u>POSITION</u>	<u>TYPE</u>	<u>UNIT TIME</u>	<u>UNIT COST</u>	<u>ANN. UNITS</u>	<u>TOTAL COST</u>
CONSTR. & PIPELINES	GAS CONSTR. WORKER II	Actual Costs	0.00	\$0.00	1	\$0
TYPE SUBTOTAL			0.00	\$0.00		\$0
TOTALS			0.00	\$0.00		\$0

**CITY OF LONG BEACH
REVENUE AND COST SUMMARY WORKSHEET
FY 2020-2021**

SERVICE CONTR QUALIF TEST-STEEL ELEC ARC		REFERENCE NO. ER-54	
PRIMARY DEPARTMENT CONSTR. & PIPELINES	UNIT OF SERVICE TEST	SERVICE RECIPIENT	
DESCRIPTION OF SERVICE Performing contractor quality assurance qualification testing for Electric ARC steel pipe joining.			
CURRENT FEE STRUCTURE \$2,250 per test			
<u>REVENUE AND COST COMPARISON</u>			
UNIT REVENUE:	\$2,250.00	TOTAL REVENUE:	\$11,250
UNIT COST:	\$3,887.00	TOTAL COST:	\$19,435
UNIT PROFIT (SUBSIDY):	\$(1,637.00)	TOTAL PROFIT (SUBSIDY):	\$(8,185)
TOTAL UNITS:	5	PCT. COST RECOVERY:	57.89%
SUGGESTED FEE FOR COST RECOVERY OF: 100% \$3,885 per test			

**CITY OF LONG BEACH
COST DETAIL WORKSHEET
FY 2020-2021**

SERVICE CONTR QUALIF TEST-STEEL ELEC ARC				REFERENCE NO. ER-54		
NOTE Unit Costs are an Average of Total Units				TOTAL UNITS 5		
<u>DEPARTMENT</u>	<u>POSITION</u>	<u>TYPE</u>	<u>UNIT TIME</u>	<u>UNIT COST</u>	<u>ANN. UNITS</u>	<u>TOTAL COST</u>
UTILITY BILLING	CUST SVCS SUPV II	Per Bill	0.25	\$39.47	5	\$197
CONSTR. & PIPELINES	SECRETARY		2.00	\$194.78	5	\$974
CONSTR. & PIPELINES	GAS PIPELINE WELDER	Day 2	6.00	\$864.48	5	\$4,322
CONSTR. & PIPELINES	GAS PIPELINE WELDER	Day 1	8.00	\$1,152.64	5	\$5,763
CONSTR. & PIPELINES	GAS PIPELINE WELDER	Day 3-4	8.00	\$1,152.64	5	\$5,763
CONSTR. & PIPELINES	GAS PIPELINE WELDER	Prep	2.00	\$288.16	5	\$1,441
CONSTR. & PIPELINES	SUPT-PIPELINE OPS		1.00	\$194.80	5	\$974
TYPE SUBTOTAL			27.25	\$3,886.97		\$19,435
TOTALS			27.25	\$3,887.00		\$19,435

**CITY OF LONG BEACH
REVENUE AND COST SUMMARY WORKSHEET
FY 2020-2021**

SERVICE CONTR QUALIF TEST-STEEL OXYACETYL.		REFERENCE NO. ER-55	
PRIMARY DEPARTMENT CONSTR. & PIPELINES	UNIT OF SERVICE TEST	SERVICE RECIPIENT	
DESCRIPTION OF SERVICE Performing contractor quality assurance qualification testing for Oxyacetylene steel pipe joining.			
CURRENT FEE STRUCTURE \$236 per test			
<u>REVENUE AND COST COMPARISON</u>			
UNIT REVENUE:	\$236.00	TOTAL REVENUE:	\$1,180
UNIT COST:	\$2,348.80	TOTAL COST:	\$11,744
UNIT PROFIT (SUBSIDY):	\$(2,112.80)	TOTAL PROFIT (SUBSIDY):	\$(10,564)
TOTAL UNITS:	5	PCT. COST RECOVERY:	10.05%
SUGGESTED FEE FOR COST RECOVERY OF: 100% \$2,350 per test			

**CITY OF LONG BEACH
COST DETAIL WORKSHEET
FY 2020-2021**

SERVICE CONTR QUALIF TEST-STEEL OXYACETYL.				REFERENCE NO. ER-55		
NOTE Unit Costs are an Average of Total Units				TOTAL UNITS 5		
<u>DEPARTMENT</u>	<u>POSITION</u>	<u>TYPE</u>	<u>UNIT TIME</u>	<u>UNIT COST</u>	<u>ANN. UNITS</u>	<u>TOTAL COST</u>
UTILITY BILLING	CUST SVCS SUPV II	Per Bill	0.25	\$39.47	5	\$197
CONSTR. & PIPELINES	SECRETARY		1.00	\$97.39	5	\$487
CONSTR. & PIPELINES	GAS PIPELINE WELDER	Day 1	8.00	\$1,152.64	5	\$5,763
CONSTR. & PIPELINES	GAS PIPELINE WELDER	Prep	2.00	\$288.16	5	\$1,441
CONSTR. & PIPELINES	GAS PIPELINE WELDER	Day 2	4.00	\$576.32	5	\$2,882
CONSTR. & PIPELINES	SUPT-PIPELINE OPS		1.00	\$194.80	5	\$974
TYPE SUBTOTAL			16.25	\$2,348.78		\$11,744
TOTALS			16.25	\$2,348.80		\$11,744

**CITY OF LONG BEACH
REVENUE AND COST SUMMARY WORKSHEET
FY 2020-2021**

SERVICE CONTR QUAL TEST - PE FUSE UP TO 2"		REFERENCE NO. ER-56	
PRIMARY DEPARTMENT CONSTR. & PIPELINES	UNIT OF SERVICE CLASS	SERVICE RECIPIENT	
DESCRIPTION OF SERVICE Performing contractor quality assurance qualification testing for Heat Fusion plastic pipe joining up to 2" PE pipe.			
CURRENT FEE STRUCTURE \$416 per test			
<u>REVENUE AND COST COMPARISON</u>			
UNIT REVENUE:	\$416.00	TOTAL REVENUE:	\$832
UNIT COST:	\$4,665.00	TOTAL COST:	\$9,330
UNIT PROFIT (SUBSIDY):	<u>\$(4,249.00)</u>	TOTAL PROFIT (SUBSIDY):	<u>\$(8,498)</u>
TOTAL UNITS:	2	PCT. COST RECOVERY:	8.92%
SUGGESTED FEE FOR COST RECOVERY OF: 100% \$4,665 per class (with up to 4 people per class) \$1,165 per re-test			

July 5, 2021

**CITY OF LONG BEACH
COST DETAIL WORKSHEET
FY 2020-2021**

SERVICE CONTR QUAL TEST - PE FUSE UP TO 2"					REFERENCE NO. ER-56		
NOTE Unit Costs are an Average of Total Units					TOTAL UNITS 2		
<u>DEPARTMENT</u>	<u>POSITION</u>	<u>TYPE</u>	<u>UNIT TIME</u>	<u>UNIT COST</u>	<u>ANN. UNITS</u>	<u>TOTAL COST</u>	
UTILITY BILLING	CUST SVCS SUPV II	Per Bill	0.25	\$39.47	2	\$79	
INSPECTIONS - GAS	CONST INSP II	Prep	2.00	\$363.80	2	\$728	
INSPECTIONS - GAS	CONST INSP II	Day 2	2.99	\$543.88	2	\$1,088	
INSPECTIONS - GAS	CONST INSP II	Day 1	8.00	\$1,455.20	2	\$2,910	
CONSTR. & PIPELINES	SECRETARY		4.00	\$389.56	2	\$779	
CONSTR. & PIPELINES	GAS PIPELINE WELDER	Day 1	8.00	\$1,152.64	2	\$2,305	
CONSTR. & PIPELINES	GAS PIPELINE WELDER	Day 2	3.00	\$432.24	2	\$864	
CONSTR. & PIPELINES	GAS PIPELINE WELDER	Prep	2.00	\$288.16	2	\$576	
TYPE SUBTOTAL			30.24	\$4,664.95		\$9,330	
TOTALS			30.24	\$4,665.00		\$9,330	

**CITY OF LONG BEACH
REVENUE AND COST SUMMARY WORKSHEET
FY 2020-2021**

SERVICE CONTR QUALIF TEST-PLAST ELECTR/MECH		REFERENCE NO. ER-57	
PRIMARY DEPARTMENT CONSTR. & PIPELINES	UNIT OF SERVICE TEST	SERVICE RECIPIENT	
DESCRIPTION OF SERVICE Performing contractor quality assurance qualification testing for Electro and Mechanical Fusion plastic pipe joining.			
CURRENT FEE STRUCTURE \$118 per test			
<u>REVENUE AND COST COMPARISON</u>			
UNIT REVENUE:	\$0.00	TOTAL REVENUE:	\$0
UNIT COST:	\$0.00	TOTAL COST:	\$0
UNIT PROFIT (SUBSIDY):	\$0.00	TOTAL PROFIT (SUBSIDY):	\$0
TOTAL UNITS:	0	PCT. COST RECOVERY:	0.00%
SUGGESTED FEE FOR COST RECOVERY OF: 100%			
This service is no longer provided and should be removed from the fee schedule.			

**CITY OF LONG BEACH
COST DETAIL WORKSHEET
FY 2020-2021**

SERVICE CONTR QUALIF TEST-PLAST ELECTR/MECH					REFERENCE NO. ER-57		
NOTE Unit Costs are an Average of Total Units					TOTAL UNITS 0		
<u>DEPARTMENT</u>	<u>POSITION</u>	<u>TYPE</u>	<u>UNIT TIME</u>	<u>UNIT COST</u>	<u>ANN. UNITS</u>	<u>TOTAL COST</u>	
			0.00	\$0.00	0	\$0	
		TYPE SUBTOTAL	0.00	\$0.00		\$0	
TOTALS			0.00	\$0.00		\$0	

**CITY OF LONG BEACH
REVENUE AND COST SUMMARY WORKSHEET
FY 2020-2021**

SERVICE CONTR QUAL TEST - PE FUSE 4" & 6"		REFERENCE NO. ER-58	
PRIMARY DEPARTMENT CONSTR. & PIPELINES	UNIT OF SERVICE CLASS	SERVICE RECIPIENT	
DESCRIPTION OF SERVICE Performing contractor quality assurance qualification testing for Heat Fusion plastic pipe joining for 4-6" PE pipe.			
CURRENT FEE STRUCTURE \$936 per test			
<u>REVENUE AND COST COMPARISON</u>			
UNIT REVENUE:	\$3,744.00	TOTAL REVENUE:	\$7,488
UNIT COST:	\$4,665.00	TOTAL COST:	\$9,330
UNIT PROFIT (SUBSIDY):	\$(921.00)	TOTAL PROFIT (SUBSIDY):	\$(1,842)
TOTAL UNITS:	2	PCT. COST RECOVERY:	80.26%
SUGGESTED FEE FOR COST RECOVERY OF: 100% \$4,665 per class (with up to 4 people per class) \$1,165 per re-test			

**CITY OF LONG BEACH
COST DETAIL WORKSHEET
FY 2020-2021**

SERVICE CONTR QUAL TEST - PE FUSE 4" & 6"					REFERENCE NO. ER-58		
NOTE Unit Costs are an Average of Total Units					TOTAL UNITS 2		
<u>DEPARTMENT</u>	<u>POSITION</u>	<u>TYPE</u>	<u>UNIT TIME</u>	<u>UNIT COST</u>	<u>ANN. UNITS</u>	<u>TOTAL COST</u>	
UTILITY BILLING	CUST SVCS SUPV II	Per Bill	0.25	\$39.47	2	\$79	
INSPECTIONS - GAS	CONST INSP II	Prep	2.00	\$363.80	2	\$728	
INSPECTIONS - GAS	CONST INSP II	Day 2	2.99	\$543.88	2	\$1,088	
INSPECTIONS - GAS	CONST INSP II	Day 1	8.00	\$1,455.20	2	\$2,910	
CONSTR. & PIPELINES	SECRETARY		4.00	\$389.56	2	\$779	
CONSTR. & PIPELINES	GAS PIPELINE WELDER	Day 1	8.00	\$1,152.64	2	\$2,305	
CONSTR. & PIPELINES	GAS PIPELINE WELDER	Day 2	3.00	\$432.24	2	\$864	
CONSTR. & PIPELINES	GAS PIPELINE WELDER	Prep	2.00	\$288.16	2	\$576	
TYPE SUBTOTAL			30.24	\$4,664.95		\$9,330	
TOTALS			30.24	\$4,665.00		\$9,330	

**CITY OF LONG BEACH
REVENUE AND COST SUMMARY WORKSHEET
FY 2020-2021**

SERVICE CONTR QUALIF TEST-COVERED TASKS		REFERENCE NO. ER-59	
PRIMARY DEPARTMENT CONSTR. & PIPELINES	UNIT OF SERVICE PERSON	SERVICE RECIPIENT	
DESCRIPTION OF SERVICE Performing contractor quality assurance qualification testing for personnel to perform assigned covered tasks.			
CURRENT FEE STRUCTURE Apprentice Level - \$2,080 per person Journey Level - \$2,600 per person Supervisory Level - \$3,120 per person			
<u>REVENUE AND COST COMPARISON</u>			
UNIT REVENUE:	\$0.00	TOTAL REVENUE:	\$0
UNIT COST:	\$0.00	TOTAL COST:	\$0
UNIT PROFIT (SUBSIDY):	\$0.00	TOTAL PROFIT (SUBSIDY):	\$0
TOTAL UNITS:	1	PCT. COST RECOVERY:	0.00%
SUGGESTED FEE FOR COST RECOVERY OF: 100% Charge the fully allocated hourly rates for all personnel involved plus any outside costs and parts/supplies			

**CITY OF LONG BEACH
COST DETAIL WORKSHEET
FY 2020-2021**

SERVICE CONTR QUALIF TEST-COVERED TASKS				REFERENCE NO. ER-59		
NOTE Unit Costs are an Average of Total Units				TOTAL UNITS 1		
<u>DEPARTMENT</u>	<u>POSITION</u>	<u>TYPE</u>	<u>UNIT TIME</u>	<u>UNIT COST</u>	<u>ANN. UNITS</u>	<u>TOTAL COST</u>
CONSTR. & PIPELINES	GAS PIPELINE WELDER	At Cost	0.00	\$0.00	1	\$0
TYPE SUBTOTAL			0.00	\$0.00		\$0
TOTALS			0.00	\$0.00		\$0

**CITY OF LONG BEACH
REVENUE AND COST SUMMARY WORKSHEET
FY 2020-2021**

SERVICE ENGINEERING TECHNICAL REVIEW		REFERENCE NO. ER-60
PRIMARY DEPARTMENT ENGINEERING/CONST.	UNIT OF SERVICE HOUR	SERVICE RECIPIENT
DESCRIPTION OF SERVICE Technical Engineering review of plans and/or drawings and project management.		
CURRENT FEE STRUCTURE \$172 per hour		
<u>REVENUE AND COST COMPARISON</u>		
UNIT REVENUE:	\$1,385,288.00	TOTAL REVENUE:
UNIT COST:	\$1,584,664.00	TOTAL COST:
UNIT PROFIT (SUBSIDY):	\$(199,376.00)	TOTAL PROFIT (SUBSIDY):
TOTAL UNITS:	1	PCT. COST RECOVERY:
TOTAL REVENUE:	\$1,385,288	TOTAL COST:
TOTAL COST:	\$1,584,664	TOTAL PROFIT (SUBSIDY):
TOTAL PROFIT (SUBSIDY):	\$(199,376)	PCT. COST RECOVERY:
PCT. COST RECOVERY:	87.42%	
SUGGESTED FEE FOR COST RECOVERY OF: 100% \$193 per hour		

**CITY OF LONG BEACH
COST DETAIL WORKSHEET
FY 2020-2021**

SERVICE ENGINEERING TECHNICAL REVIEW					REFERENCE NO. ER-60		
NOTE Unit Costs are an Average of Total Units					TOTAL UNITS 1		
<u>DEPARTMENT</u>	<u>POSITION</u>	<u>TYPE</u>	<u>UNIT TIME</u>	<u>UNIT COST</u>	<u>ANN. UNITS</u>	<u>TOTAL COST</u>	
ENGINEERING - GAS	MECHANICAL ENGINEER	Job Costing	1,498.00	\$309,456.84	1	\$309,457	
ENGINEERING - GAS	MECH ENG ASSOC	100% Of 2	3,278.00	\$551,785.74	1	\$551,786	
ENGINEERING - GAS	SR MECHANICAL ENG	100% Of 2	3,278.00	\$723,421.82	1	\$723,422	
TYPE SUBTOTAL			8,054.00	\$1,584,664.40		\$1,584,664	
TOTALS			8,054.00	\$1,584,664.00		\$1,584,664	

**CITY OF LONG BEACH
REVENUE AND COST SUMMARY WORKSHEET
FY 2020-2021**

SERVICE ENGINEERING SUPPORT REVIEW		REFERENCE NO. ER-61	
PRIMARY DEPARTMENT ENGINEERING/CONST.	UNIT OF SERVICE HOUR	SERVICE RECIPIENT	
DESCRIPTION OF SERVICE Preparation, review and/or approval of project drawings or other support services.			
CURRENT FEE STRUCTURE \$129 per hour			
<u>REVENUE AND COST COMPARISON</u>			
UNIT REVENUE:	\$1,460,345.00	TOTAL REVENUE:	\$1,460,345
UNIT COST:	\$1,462,730.00	TOTAL COST:	\$1,462,730
UNIT PROFIT (SUBSIDY):	\$(2,385.00)	TOTAL PROFIT (SUBSIDY):	\$(2,385)
TOTAL UNITS:	1	PCT. COST RECOVERY:	99.84%
SUGGESTED FEE FOR COST RECOVERY OF: 100% \$130 per hour			

June 30, 2021

**CITY OF LONG BEACH
COST DETAIL WORKSHEET
FY 2020-2021**

SERVICE ENGINEERING SUPPORT REVIEW					REFERENCE NO. ER-61		
NOTE Unit Costs are an Average of Total Units					TOTAL UNITS 1		
<u>DEPARTMENT</u>	<u>POSITION</u>	<u>TYPE</u>	<u>UNIT TIME</u>	<u>UNIT COST</u>	<u>ANN. UNITS</u>	<u>TOTAL COST</u>	
ENGINEERING - GAS	ENGINEERING TECH I	100% Of 2	3,278.00	\$366,873.76	1	\$366,874	
ENGINEERING - GAS	ENGINEERING TECH II	Job Costing	6,403.50	\$855,955.85	1	\$855,956	
ENGINEERING - GAS	SR ENG TECH I	100%	1,639.00	\$239,900.43	1	\$239,900	
TYPE SUBTOTAL			11,320.50	\$1,462,730.04		\$1,462,730	
TOTALS			11,320.50	\$1,462,730.00		\$1,462,730	

**CITY OF LONG BEACH
REVENUE AND COST SUMMARY WORKSHEET
FY 2020-2021**

SERVICE PLAN CHECK REVIEW FEE		REFERENCE NO. ER-62	
PRIMARY DEPARTMENT ENGINEERING/CONST.	UNIT OF SERVICE PLAN	SERVICE RECIPIENT	
DESCRIPTION OF SERVICE Review of plans for conflicts with gas mains, service lines, or meter locations.			
CURRENT FEE STRUCTURE \$400 per plan (for each 2 reviews)			
<u>REVENUE AND COST COMPARISON</u>			
UNIT REVENUE:	\$400.00	TOTAL REVENUE:	\$400
UNIT COST:	\$620.00	TOTAL COST:	\$620
UNIT PROFIT (SUBSIDY):	\$(220.00)	TOTAL PROFIT (SUBSIDY):	\$(220)
TOTAL UNITS:	1	PCT. COST RECOVERY:	64.52%
SUGGESTED FEE FOR COST RECOVERY OF: 100% \$620 per plan (for each 2 reviews)			

**CITY OF LONG BEACH
COST DETAIL WORKSHEET
FY 2020-2021**

SERVICE PLAN CHECK REVIEW FEE				REFERENCE NO. ER-62		
NOTE Unit Costs are an Average of Total Units				TOTAL UNITS 1		
<u>DEPARTMENT</u>	<u>POSITION</u>	<u>TYPE</u>	<u>UNIT TIME</u>	<u>UNIT COST</u>	<u>ANN. UNITS</u>	<u>TOTAL COST</u>
ENGINEERING - GAS	MECHANICAL ENGINEER	Per 2 Reviews	3.00	\$619.74	1	\$620
		TYPE SUBTOTAL	3.00	\$619.74		\$620
		TOTALS	3.00	\$620.00		\$620

**CITY OF LONG BEACH
REVENUE AND COST SUMMARY WORKSHEET
FY 2020-2021**

SERVICE RIGHT OF WAY REVIEW		REFERENCE NO. ER-63	
PRIMARY DEPARTMENT ENGINEERING/CONST.	UNIT OF SERVICE PLAN	SERVICE RECIPIENT	
DESCRIPTION OF SERVICE Plan review of right of way sketches.			
CURRENT FEE STRUCTURE \$172 per review			
<u>REVENUE AND COST COMPARISON</u>			
UNIT REVENUE:	\$172.00	TOTAL REVENUE:	\$8,600
UNIT COST:	\$240.00	TOTAL COST:	\$12,000
UNIT PROFIT (SUBSIDY):	\$(68.00)	TOTAL PROFIT (SUBSIDY):	\$(3,400)
TOTAL UNITS:	50	PCT. COST RECOVERY:	71.67%
SUGGESTED FEE FOR COST RECOVERY OF: 100% \$240 per plan			

**CITY OF LONG BEACH
COST DETAIL WORKSHEET
FY 2020-2021**

SERVICE RIGHT OF WAY REVIEW				REFERENCE NO. ER-63			
NOTE Unit Costs are an Average of Total Units				TOTAL UNITS 50			
<u>DEPARTMENT</u>	<u>POSITION</u>	<u>TYPE</u>	<u>UNIT TIME</u>	<u>UNIT COST</u>	<u>ANN. UNITS</u>	<u>TOTAL COST</u>	
ENGINEERING - GAS	MECHANICAL ENGINEER		1.00	\$206.58	50	\$10,329	
ENGINEERING - GAS	ENGINEERING TECH II		0.25	\$33.42	50	\$1,671	
		TYPE SUBTOTAL	1.25	\$240.00		\$12,000	
TOTALS			1.25	\$240.00		\$12,000	

**CITY OF LONG BEACH
REVENUE AND COST SUMMARY WORKSHEET
FY 2020-2021**

SERVICE ENERGY RESOURCES TAC REVIEW		REFERENCE NO. ER-64	
PRIMARY DEPARTMENT ENGINEERING/CONST.	UNIT OF SERVICE APPLICATION	SERVICE RECIPIENT	
DESCRIPTION OF SERVICE Energy Resources staff review of a proposed development as part of the inter-departmental Technical Advisory Committee.			
CURRENT FEE STRUCTURE None			
<u>REVENUE AND COST COMPARISON</u>			
UNIT REVENUE:	\$0.00	TOTAL REVENUE:	\$0
UNIT COST:	\$267.34	TOTAL COST:	\$18,714
UNIT PROFIT (SUBSIDY):	\$(267.34)	TOTAL PROFIT (SUBSIDY):	\$(18,714)
TOTAL UNITS:	70	PCT. COST RECOVERY:	0.00%
SUGGESTED FEE FOR COST RECOVERY OF: 100% \$265 per application			

**CITY OF LONG BEACH
COST DETAIL WORKSHEET
FY 2020-2021**

SERVICE ENERGY RESOURCES TAC REVIEW					REFERENCE NO. ER-64		
NOTE Unit Costs are an Average of Total Units					TOTAL UNITS 70		
<u>DEPARTMENT</u>	<u>POSITION</u>	<u>TYPE</u>	<u>UNIT TIME</u>	<u>UNIT COST</u>	<u>ANN. UNITS</u>	<u>TOTAL COST</u>	
ENGINEERING - GAS	ENGINEERING TECH II		2.00	\$267.34	70	\$18,714	
		TYPE SUBTOTAL	2.00	\$267.34		\$18,714	
TOTALS			2.00	\$267.34		\$18,714	

**CITY OF LONG BEACH
REVENUE AND COST SUMMARY WORKSHEET
FY 2020-2021**

SERVICE WILL SERVE LETTER		REFERENCE NO. ER-65	
PRIMARY DEPARTMENT ENGINEERING/CONST.	UNIT OF SERVICE REQUEST	SERVICE RECIPIENT	
DESCRIPTION OF SERVICE Review of request for the City's ability to provide gas to a new development.			
CURRENT FEE STRUCTURE None			
<u>REVENUE AND COST COMPARISON</u>			
UNIT REVENUE:	\$0.00	TOTAL REVENUE:	\$0
UNIT COST:	\$206.60	TOTAL COST:	\$5,165
UNIT PROFIT (SUBSIDY):	\$(206.60)	TOTAL PROFIT (SUBSIDY):	\$(5,165)
TOTAL UNITS:	25	PCT. COST RECOVERY:	0.00%
SUGGESTED FEE FOR COST RECOVERY OF: 100% \$205 per request			

**CITY OF LONG BEACH
COST DETAIL WORKSHEET
FY 2020-2021**

SERVICE WILL SERVE LETTER				REFERENCE NO. ER-65		
NOTE Unit Costs are an Average of Total Units				TOTAL UNITS 25		
<u>DEPARTMENT</u>	<u>POSITION</u>	<u>TYPE</u>	<u>UNIT TIME</u>	<u>UNIT COST</u>	<u>ANN. UNITS</u>	<u>TOTAL COST</u>
ENGINEERING - GAS	MECHANICAL ENGINEER		1.00	\$206.58	25	\$5,165
		TYPE SUBTOTAL	1.00	\$206.58		\$5,165
TOTALS			1.00	\$206.60		\$5,165

**CITY OF LONG BEACH
REVENUE AND COST SUMMARY WORKSHEET
FY 2020-2021**

SERVICE EXISTING GAS SVC/FEED ANALYSIS		REFERENCE NO. ER-66	
PRIMARY DEPARTMENT ENGINEERING/CONST.	UNIT OF SERVICE REQUEST	SERVICE RECIPIENT	
DESCRIPTION OF SERVICE Review of changes to existing gas service due to higher pressure demand or ownership change.			
CURRENT FEE STRUCTURE \$300 per request			
<u>REVENUE AND COST COMPARISON</u>			
UNIT REVENUE:	\$300.00	TOTAL REVENUE:	\$900
UNIT COST:	\$388.33	TOTAL COST:	\$1,165
UNIT PROFIT (SUBSIDY):	\$(88.33)	TOTAL PROFIT (SUBSIDY):	\$(265)
TOTAL UNITS:	3	PCT. COST RECOVERY:	77.25%
SUGGESTED FEE FOR COST RECOVERY OF: 100% \$390 per request			

**CITY OF LONG BEACH
COST DETAIL WORKSHEET
FY 2020-2021**

SERVICE EXISTING GAS SVC/FEED ANALYSIS					REFERENCE NO. ER-66		
NOTE Unit Costs are an Average of Total Units					TOTAL UNITS 3		
<u>DEPARTMENT</u>	<u>POSITION</u>	<u>TYPE</u>	<u>UNIT TIME</u>	<u>UNIT COST</u>	<u>ANN. UNITS</u>	<u>TOTAL COST</u>	
ENGINEERING - GAS	MECHANICAL ENGINEER		1.00	\$206.58	3	\$620	
INSPECTIONS - GAS	CONST INSP II		1.00	\$181.90	3	\$546	
		TYPE SUBTOTAL	2.00	\$388.48		\$1,165	
TOTALS			2.00	\$388.33		\$1,165	

**CITY OF LONG BEACH
REVENUE AND COST SUMMARY WORKSHEET
FY 2020-2021**

SERVICE NEW GAS SERVICE/FEED ANALYSIS		REFERENCE NO. ER-67	
PRIMARY DEPARTMENT ENGINEERING/CONST.	UNIT OF SERVICE REQUEST	SERVICE RECIPIENT	
DESCRIPTION OF SERVICE Review of gas service to a new development with a total connected load up to 4,000 CFH.			
CURRENT FEE STRUCTURE \$500 per request			
<u>REVENUE AND COST COMPARISON</u>			
UNIT REVENUE:	\$500.00	TOTAL REVENUE:	\$2,000
UNIT COST:	\$595.00	TOTAL COST:	\$2,380
UNIT PROFIT (SUBSIDY):	\$(95.00)	TOTAL PROFIT (SUBSIDY):	\$(380)
TOTAL UNITS:	4	PCT. COST RECOVERY:	84.03%
SUGGESTED FEE FOR COST RECOVERY OF: 100% \$595 per request			

**CITY OF LONG BEACH
COST DETAIL WORKSHEET
FY 2020-2021**

SERVICE NEW GAS SERVICE/FEED ANALYSIS					REFERENCE NO. ER-67		
NOTE Unit Costs are an Average of Total Units					TOTAL UNITS 4		
<u>DEPARTMENT</u>	<u>POSITION</u>	<u>TYPE</u>	<u>UNIT TIME</u>	<u>UNIT COST</u>	<u>ANN. UNITS</u>	<u>TOTAL COST</u>	
ENGINEERING - GAS	MECHANICAL ENGINEER		2.00	\$413.16	4	\$1,653	
INSPECTIONS - GAS	CONST INSP II		1.00	\$181.90	4	\$728	
		TYPE SUBTOTAL	3.00	\$595.06		\$2,380	
TOTALS			3.00	\$595.00		\$2,380	

**CITY OF LONG BEACH
REVENUE AND COST SUMMARY WORKSHEET
FY 2020-2021**

SERVICE COMPLEX GAS SERVICE/FEED ANALYSIS		REFERENCE NO. ER-68
PRIMARY DEPARTMENT ENGINEERING/CONST.	UNIT OF SERVICE REQUEST	SERVICE RECIPIENT
DESCRIPTION OF SERVICE Review of a complex gas service to a new development.		
CURRENT FEE STRUCTURE \$1,500 - \$2,000 per request		
<u>REVENUE AND COST COMPARISON</u>		
UNIT REVENUE:	\$1,500.00	TOTAL REVENUE: \$19,500
UNIT COST:	\$1,372.00	TOTAL COST: \$17,836
UNIT PROFIT (SUBSIDY):	\$128.00	TOTAL PROFIT (SUBSIDY): \$1,664
TOTAL UNITS:	13	PCT. COST RECOVERY: 109.33%
SUGGESTED FEE FOR COST RECOVERY OF: 100% \$1,370 per request		

**CITY OF LONG BEACH
COST DETAIL WORKSHEET
FY 2020-2021**

SERVICE COMPLEX GAS SERVICE/FEED ANALYSIS				REFERENCE NO. ER-68		
NOTE Unit Costs are an Average of Total Units				TOTAL UNITS 13		
<u>DEPARTMENT</u>	<u>POSITION</u>	<u>TYPE</u>	<u>UNIT TIME</u>	<u>UNIT COST</u>	<u>ANN. UNITS</u>	<u>TOTAL COST</u>
ENGINEERING - GAS	MECHANICAL ENGINEER		4.00	\$826.32	13	\$10,742
INSPECTIONS - GAS	CONST INSP II		3.00	\$545.70	13	\$7,094
		TYPE SUBTOTAL	7.00	\$1,372.02		\$17,836
TOTALS			7.00	\$1,372.00		\$17,836

**CITY OF LONG BEACH
REVENUE AND COST SUMMARY WORKSHEET
FY 2020-2021**

SERVICE GAS PIPELINE/METER SET INSPECTION		REFERENCE NO. ER-69	
PRIMARY DEPARTMENT ENGINEERING/CONST.	UNIT OF SERVICE HOUR	SERVICE RECIPIENT	
DESCRIPTION OF SERVICE Inspection or re-inspection of a new gas pipeline or meter setting project.			
CURRENT FEE STRUCTURE \$139 per hour			
<u>REVENUE AND COST COMPARISON</u>			
UNIT REVENUE:	\$2,036,211.00	TOTAL REVENUE:	\$2,036,211
UNIT COST:	\$3,632,232.00	TOTAL COST:	\$3,632,232
UNIT PROFIT (SUBSIDY):	<u>\$(1,596,021.00)</u>	TOTAL PROFIT (SUBSIDY):	<u>\$(1,596,021)</u>
TOTAL UNITS:	1	PCT. COST RECOVERY:	56.06%
SUGGESTED FEE FOR COST RECOVERY OF: 100% \$178 per hour			

**CITY OF LONG BEACH
COST DETAIL WORKSHEET
FY 2020-2021**

SERVICE GAS PIPELINE/METER SET INSPECTION					REFERENCE NO. ER-69		
NOTE Unit Costs are an Average of Total Units					TOTAL UNITS 1		
<u>DEPARTMENT</u>	<u>POSITION</u>	<u>TYPE</u>	<u>UNIT TIME</u>	<u>UNIT COST</u>	<u>ANN. UNITS</u>	<u>TOTAL COST</u>	
INSPECTIONS - GAS	GAS FIELD TECHNICIAN I	100% Of 2	3,278.00	\$386,345.08	1	\$386,345	
INSPECTIONS - GAS	PRIN CONST INSPECTOR	100%	1,639.00	\$335,929.44	1	\$335,929	
INSPECTIONS - GAS	CHF CONST INSP	100%	1,639.00	\$309,623.49	1	\$309,623	
INSPECTIONS - GAS	CONST INSP I	100% Of 2	3,278.00	\$531,396.58	1	\$531,397	
INSPECTIONS - GAS	CONST INSP II	Job Costing	11,374.04	\$2,068,937.88	1	\$2,068,938	
TYPE SUBTOTAL			21,208.04	\$3,632,232.47		\$3,632,232	
TOTALS			21,208.04	\$3,632,232.00		\$3,632,232	

**CITY OF LONG BEACH
REVENUE AND COST SUMMARY WORKSHEET
FY 2020-2021**

SERVICE ER ENGINEERING PROJECT ADMIN		REFERENCE NO. ER-70	
PRIMARY DEPARTMENT ENGINEERING/CONST.	UNIT OF SERVICE N/A	SERVICE RECIPIENT	
DESCRIPTION OF SERVICE Administration of various Engineering projects.			
CURRENT FEE STRUCTURE \$1,178 per work order			
<u>REVENUE AND COST COMPARISON</u>			
UNIT REVENUE:	\$1,178.00	TOTAL REVENUE:	\$1,178
UNIT COST:	\$399.00	TOTAL COST:	\$399
UNIT PROFIT (SUBSIDY):	\$779.00	TOTAL PROFIT (SUBSIDY):	\$779
TOTAL UNITS:	1	PCT. COST RECOVERY:	295.24%
SUGGESTED FEE FOR COST RECOVERY OF: 100% \$400 per work order			

**CITY OF LONG BEACH
COST DETAIL WORKSHEET
FY 2020-2021**

SERVICE ER ENGINEERING PROJECT ADMIN					REFERENCE NO. ER-70		
NOTE Unit Costs are an Average of Total Units					TOTAL UNITS 1		
<u>DEPARTMENT</u>	<u>POSITION</u>	<u>TYPE</u>	<u>UNIT TIME</u>	<u>UNIT COST</u>	<u>ANN. UNITS</u>	<u>TOTAL COST</u>	
ENGINEERING - GAS	ASST ADMIN ANALYST II		3.00	\$398.58	1	\$399	
		TYPE SUBTOTAL	3.00	\$398.58		\$399	
		TOTALS	3.00	\$399.00		\$399	

**CITY OF LONG BEACH
REVENUE AND COST SUMMARY WORKSHEET
FY 2020-2021**

SERVICE PREP/PROCESS ENGINEER AGREEMENTS		REFERENCE NO. ER-71	
PRIMARY DEPARTMENT ENGINEERING/CONST.	UNIT OF SERVICE AGREEMENT	SERVICE RECIPIENT	
DESCRIPTION OF SERVICE Preparation and processing of agreements and other documentation.			
CURRENT FEE STRUCTURE \$1,285 per agreement			
<u>REVENUE AND COST COMPARISON</u>			
UNIT REVENUE:	\$1,285.00	TOTAL REVENUE:	\$1,285
UNIT COST:	\$664.00	TOTAL COST:	\$664
UNIT PROFIT (SUBSIDY):	\$621.00	TOTAL PROFIT (SUBSIDY):	\$621
TOTAL UNITS:	1	PCT. COST RECOVERY:	193.52%
SUGGESTED FEE FOR COST RECOVERY OF: 100% \$1,065 per agreement (includes 2 hours of City Attorney)			

June 30, 2021

**CITY OF LONG BEACH
COST DETAIL WORKSHEET
FY 2020-2021**

SERVICE PREP/PROCESS ENGINEER AGREEMENTS					REFERENCE NO. ER-71		
NOTE Unit Costs are an Average of Total Units					TOTAL UNITS 1		
<u>DEPARTMENT</u>	<u>POSITION</u>	<u>TYPE</u>	<u>UNIT TIME</u>	<u>UNIT COST</u>	<u>ANN. UNITS</u>	<u>TOTAL COST</u>	
ENGINEERING - GAS	ASST ADMIN ANALYST II	+ City Atty	5.00	\$664.30	1	\$664	
		TYPE SUBTOTAL	5.00	\$664.30		\$664	
TOTALS			5.00	\$664.00		\$664	

**CITY OF LONG BEACH
REVENUE AND COST SUMMARY WORKSHEET
FY 2020-2021**

SERVICE NEW CONSTRUCTION METER ROOM		REFERENCE NO. ER-72	
PRIMARY DEPARTMENT ENGINEERING/CONST.	UNIT OF SERVICE DEVELOPMENT	SERVICE RECIPIENT	
DESCRIPTION OF SERVICE Review of a required meter room due to the needs of a proposed development.			
CURRENT FEE STRUCTURE \$20,000 per development			
<u>REVENUE AND COST COMPARISON</u>			
UNIT REVENUE:	\$20,000.00	TOTAL REVENUE:	\$80,000
UNIT COST:	\$26,209.75	TOTAL COST:	\$104,839
UNIT PROFIT (SUBSIDY):	\$(6,209.75)	TOTAL PROFIT (SUBSIDY):	\$(24,839)
TOTAL UNITS:	4	PCT. COST RECOVERY:	76.31%
SUGGESTED FEE FOR COST RECOVERY OF: 100% \$26,210 per development			

**CITY OF LONG BEACH
COST DETAIL WORKSHEET
FY 2020-2021**

SERVICE NEW CONSTRUCTION METER ROOM					REFERENCE NO. ER-72		
NOTE Unit Costs are an Average of Total Units					TOTAL UNITS 4		
<u>DEPARTMENT</u>	<u>POSITION</u>	<u>TYPE</u>	<u>UNIT TIME</u>	<u>UNIT COST</u>	<u>ANN. UNITS</u>	<u>TOTAL COST</u>	
ENGINEERING - GAS	MECHANICAL ENGINEER		16.00	\$3,305.28	4	\$13,221	
ENGINEERING - GAS	ENGINEERING TECH II		8.00	\$1,069.36	4	\$4,277	
ENGINEERING - GAS		1 Yr Data Service	0.00	\$480.00	4	\$1,920	
ENGINEERING - GAS		Sensus RF Engineer	0.00	\$5,970.00	4	\$23,880	
ENGINEERING - GAS		R100 RNI Integration	0.00	\$3,600.00	4	\$14,400	
ENGINEERING - GAS		R100 Installation	0.00	\$3,375.00	4	\$13,500	
ENGINEERING - GAS		R100 Equipment	0.00	\$4,374.75	4	\$17,499	
ENGINEERING - GAS		Cell Modem Equip	0.00	\$750.00	4	\$3,000	
ENGINEERING - GAS		Electrical Install	0.00	\$375.00	4	\$1,500	
INSPECTIONS - GAS	CONST INSP II		16.00	\$2,910.40	4	\$11,642	
		TYPE SUBTOTAL	40.00	\$26,209.79		\$104,839	
TOTALS			40.00	\$26,209.75		\$104,839	

MASTER FEES AND CHARGES SCHEDULE

DEPARTMENT: CITYWIDE FEES & CHARGES				
Fee Name	Description	Fee	Per	Type
Fireworks - Administrative Penalty	Any responsible person or host found in violation of Long Beach Municipal Code Chapter 8.81 may be issued an administrative penalty pursuant to Chapter 9.65.	\$1,000	Per Violation, Per Day	Penalty
Fireworks - Disposal Fee	Charge will apply and be added to the Fireworks - Administrative Penalty in the event that fireworks are confiscated and have to be disposed of by the Fire Marshall, after a responsible person or host is found to be in violation of Long Beach Municipal Code Chapter 8.81.	\$250	Per Violation (if applicable)	Fee
Fireworks - Response Costs	Any responsible person or host found in violation of Long Beach Municipal Code Chapter 8.81 will be held liable for the City's actual costs incurred for response. The actual cost of response constitutes a debt owed to the City, and will be charged in addition to applicable penalties charged for violation of Long Beach Municipal Code Chapter 8.81.	Actual Cost of Response	Violation	Fee
GENERAL FEES				
Returned Check Charge	Any person who passes a payment on uncollected funds shall be liable to the City for the amount of the check and a returned check charge.	\$35	Check	Penalty
Collection Charge	A charge of 11% on each delinquent bill where collection is undertaken directly by the City. Not less than \$11 nor more than \$500	11%	Delinquent bill	Penalty
Witness Fee	Party requesting that a witness (employee) testifies in a civil case pays the fee. As established by State law.	\$275	Witness/Day	Fee
ADMINISTRATIVE CITATIONS: GENERAL				
Long Beach Municipal Code Chapter 9.65 Administrative Citation Fine Schedule for any violation of the Long Beach Municipal Code which could potentially be criminally cited as an infractions:				
First Violation	Any responsible person who violates any provision of Title 9 and Titles 3,5,8,10,14,18 and 21 of the Long Beach Municipal Code may be issued an administrative citation, pursuant to Chapter 9.65.	\$100	Violation	Penalty
Second Violation	Any responsible person who violates any provision of Title 9 and Titles 3,5,8,10,14,18 and 21 of the Long Beach Municipal Code may be issued an administrative citation, pursuant to Chapter 9.65.	\$200	Violation	Penalty

MASTER FEES AND CHARGES SCHEDULE

DEPARTMENT: CITYWIDE FEES & CHARGES				
Fee Name	Description	Fee	Per	Type
Third Violation	Any responsible person who violates any provision of Title 9 and Titles 3,5,8,10,14,18 and 21 of the Long Beach Municipal Code may be issued an administrative citation, pursuant to Chapter 9.65.	\$500	Violation	Penalty
ADMINISTRATIVE CITATIONS: SPECIFIC				
Long Beach Municipal Code Chapter 9.65 Administrative Citation Fine Schedule for the following violations of the Long Beach Municipal Code which cannot be criminally cited as infractions:				
Illegal Garage Conversions	Any responsible person who violates any provision of Long Beach Municipal Code 21.41.170 may be issued an administrative citation, pursuant to Chapter 9.65.	\$1,000	Violation	Penalty
Dangerous Buildings	Any responsible person who violates any provision of Long Beach Municipal Code 18.08 050 may be issued an administrative citation, pursuant to Chapter 9.65.	\$1,000	Per day that the violation exists	Penalty
Certificates of Occupancy	Any responsible person who violates any provision of Long Beach Municipal Code 18.16.150 may be issued an administrative citation, pursuant to Chapter 9.65.	\$1,000	Violation	Penalty
Failure to Comply with Title 18	Any responsible person who violates any provision of Long Beach Municipal Code 18.20.080 may be issued an administrative citation, pursuant to Chapter 9.65.	\$1,000	Violation	Penalty
Unlawful Dwellings	Any responsible person who violates any provision of Long Beach Municipal Code 21.31.245(C) may be issued an administrative citation, pursuant to Chapter 9.65.	\$1,000	Violation	Penalty
Illegal Automotive Work	Any responsible person who violates any provision of Long Beach Municipal Code 21.51.227 may be issued an administrative citation, pursuant to Chapter 9.65.	\$500	Violation	Penalty
FRANCHISE FEES				
Charter of the City of Long Beach, Section 1600 City of Long Beach Ordinance No. C4918				
Electric Company Franchise Fee	The City receives 1.66% of the gross quarterly revenue from all electricity sold within the City of Long Beach, exclusive of energy used for street lighting.	1.66% of the gross quarterly revenue from all electricity sold within the City of Long Beach, exclusive of energy used for street lighting.	Gross Quarterly Revenue	Rent

MASTER FEES AND CHARGES SCHEDULE

DEPARTMENT: CITYWIDE FEES & CHARGES				
Fee Name	Description	Fee	Per	Type
Cable Franchise Fee	Cable operators pay a state franchise fee payable as rent or a toll for the use of the local public right-of-way. The amount of the state franchise fee is 5 percent of gross revenues.	5%	Gross Revenues	Rent
PARKING CITATIONS				
Expired Meter	LBMC 10.28.060 - Occupying a metered parking space without paying for parking	\$69	Citation	Fee
Overnight Parking in Beach Lots	LBMC 10.30.080 - Prohibition against parking overnight in designated lots	\$69	Citation	Fee
Parking in Bicycle Lane	VC 21211 (B) - No parking in a bicycle lane	\$69	Citation	Fee
Illegal Park/Private	LBMC 8.76.010G - Illegal Parking Private Property	\$65	Citation	Penalty
Parking Near Empty Building	LBMC 8.76.010Q - Parking Near Empty Building	\$65.00	Citation	Penalty
Parking on Empty Lot	LBMC 8.76.010R - Parking on Empty Lot	\$65	Citation	Penalty
Commercial Vehicle on Private Property	LBMC 8.76.010T - Commercial Vehicle on Private Property	\$65	Citation	Penalty
Parking on Parkway/Sidewalk	LBMC10.22.020 - Parkways and Sidewalks	\$69	Citation	Penalty
Improper Parking on Hill	LBMC10.22.070 - Blocking Wheels on Hills	\$65	Citation	Penalty
Vehicle for Sale	LBMC10.22.080 - Parking Vehicles for Sale	\$69	Citation	Penalty
No Parking Peddlers	LBMC10.22.090 - Food Vendor Parking Prohibited Area	\$65	Citation	Penalty
Parking in Fire Lane	LBMC10.22.110 - Fire Lanes	\$105	Citation	Penalty
No Parking Temporary	LBMC10.22.120 - Temporary Parking Restrictions	\$69	Citation	Penalty
Parked over 72 hours	LBMC10.22.130 - Seventy-Two Hour Parking Limit	\$69	Citation	Penalty
Street Sweeping	LBMC10.22.140 - Parking Prohibited at Certain Times for Street Sweeping	\$70	Citation	Penalty
Street Repair of Vehicle	LBMC10.22.150 - Repairing Vehicles on Streets	\$65	Citation	Penalty
Private Property/Posted No Parking	LBMC10.22.160 - Parking on Private Property	\$65	Citation	Penalty
Parking - Public Housing	LBMC10.22.182 -Parking Regulations within Public Housing Projects	\$65	Citation	Penalty
Parking Within Lines	LBMC10.24.010 - Angle Parking	\$65	Citation	Penalty
No Stopping	LBMC10.24.030 -Parking Prohibited Where Posted--Exception	\$85	Citation	Penalty
No Parking	LBMC10.24.050 - Parking Prohibited - Compliance Required	\$69	Citation	Penalty

MASTER FEES AND CHARGES SCHEDULE

DEPARTMENT: CITYWIDE FEES & CHARGES				
Fee Name	Description	Fee	Per	Type
Exceeded Time Limit	LBMC10.24.090 - Limited Time Parking	\$69	Citation	Penalty
Parking Within T's	LBMC10.24.130 - Parking Space Markings	\$65	Citation	Penalty
Yellow, White, Green Curb	LBMC10.26.010 - Yellow, White, Green Curb Markings	\$69	Citation	Penalty
Red Curb Other	LBMC10.26.020 - Red Curb Markings	\$69	Citation	Penalty
Parking in an Alley	LBMC10.26.030 - Stopping in Alley	\$85	Citation	Penalty
Disabled Parking - Streets and Public Lots	LBMC10.34.020 - Parking For Disabled Persons Reserved For Vehicles With Appropriate License Plates or Placards	\$360	Citations	Penalty
Truck over 2 Hours	LBMC10.38.110 - Commercial Vehicle Parking On Residential Streets Designated As Truck Routes	\$85	Citation	Penalty
Commercial vehicle over 6,000 lbs unladen weight parked off truck route. Pick-ups exempt	LBMC10.40.010 - Establishment of Designated Truck Routes	\$130	Citation	Penalty
No Parking on City Property	VC21113.A - Driving Or Parking On Public Grounds	\$69	Citation	Penalty
Parking in Intersection	VC22500.A - Prohibited Stopping, Standing, or Parking	\$69	Citation	Penalty
Parking on Crosswalk	VC22500.B - Prohibited Stopping, Standing, or Parking	\$69	Citation	Penalty
Red Curb Safety Zone	VC22500.C - Prohibited Stopping, Standing, or Parking	\$69	Citation	Penalty
Red Curb Fire Station	VC22500.D - Prohibited Stopping, Standing, or Parking	\$69	Citation	Penalty
Parking across Driveway	VC22500.E - Prohibited Stopping, Standing, or Parking	\$80	Citation	Penalty
Parking on Sidewalk	VC22500.F - Prohibited Stopping, Standing, or Parking	\$69	Citation	Penalty
Obstructing Traffic at Excavation	VC22500.G - Prohibited Stopping, Standing, or Parking	\$69	Citation	Penalty
Double Parking	VC22500.H - Prohibited Stopping, Standing, or Parking	\$85	Citation	Penalty
Red Curb Bus Zone	VC22500.I - Prohibited Stopping, Standing, or Parking	\$285	Citation	Penalty
Parking in Tunnel	VC22500.J - Prohibited Stopping, Standing, or Parking	\$69	Citation	Penalty
Parking on Bridge	VC22500.K - Prohibited Stopping, Standing, or Parking	\$69	Citation	Penalty
Parking Near Access Ramp for Physically Handicapped	VC22500.L Parking in front of or on curb cut down for wheelchair access	\$310	Citation	Penalty

MASTER FEES AND CHARGES SCHEDULE

DEPARTMENT: CITYWIDE FEES & CHARGES				
Fee Name	Description	Fee	Per	Type
Parking 18" of Curb	VC22502.A - Curb Parking	\$65	Citation	Penalty
Disabled Person Off Street	VC22507.8 - Parking In Spaces For The Disabled	\$360	Citation	Penalty
Red Curb Fire Hydrant	VC22514 - Fire Hydrants	\$69	Citation	Penalty
Unattended Vehicle	VC22515 - Unattended Vehicles	\$65	Citation	Penalty
Locked Vehicle with Occupant	VC22516 - Locked Vehicles	\$69	Citation	Penalty
Parking on Freeway	VC22520 - Vending On Or Near Freeways	\$69	Citation	Penalty
Parking on Railroad Tracks	VC22521 - Parking Upon Or Near Railroad Track	\$69	Citation	Penalty
No Current Reg. Tag	VC5204 (A) - Registration Tabs	\$65	Citation	Penalty
First Late Payment Penalty	A 100% penalty not to exceed \$55 will be assessed to an unpaid parking citation after 21 days from the mailing date of the Notice of Parking Violation.	100% up to \$55 maximum	Citation	Penalty
Collection Agency Charge		25%	Citation	Fee
Department of Motor Vehicle (DMV) Collection Charge	A collection charge will be assessed to an unpaid parking citation after a hold on the vehicle registration renewal is placed with the DMV.	\$3	Citation	Fee
Second Late Payment Penalty	A 25% penalty will be assessed to an unpaid parking citation after 21 days from the mailing date of the Notice of Parking Violation - Final Notice. This penalty will be applied after the First Late Payment Penalty and the Department of Motor Vehicles (DMV) Collection Charge is assessed and then it is rounded to the next whole dollar.	25%	Delinquent Balance	Penalty
Copy of Parking Violation		\$2	Citation	Fee

MASTER FEES AND CHARGES SCHEDULE

DEPARTMENT: CITY CLERK				
Fee Name	Description	Fee	Per	Type
Civil Marriage Ceremony	Effective January 1, 2015, the City Clerk can perform Civil Marriage Ceremonies per Assembly Bill 1525. The L.A. Registrar Recorder County Clerk (RR/CC) provides marriage licenses to couples getting married. Once a couple has obtained their marriage license, the couple can come to City Hall and participate in a qualified ceremony. The marriage license becomes a marriage certificate that must be sent back to the RR/CC to be recorded. The L.A. RR/CC only records marriage certificates for marriages that take place in Los Angeles County. The civil ceremony can only be scheduled after the couple has obtained a marriage license. Only the appointed City Clerk is eligible to officiate the ceremony.	\$35	Ceremony	Fee
Civil Marriage Ceremony Witness Fee	Couples that participate in qualified Civil Marriage Ceremonies must provide a witness at the time of the ceremony, unless the couple is marrying using a confidential Marriage License in which case no witness is required. If the couple does not have a witness, the City Clerk can provide one for an additional fee.	20.00	Witness	Fee
COPIES/DUPLICATION				
Copies	Per page copies: Includes, but not limited to street indexes, printed lists, precinct reports, statement of vote, polling place/poll worker list, campaign statements or statements of economic interest.	\$0.10	Page	Fee
Long Beach City Charter	Copy of the Long Beach City Charter	\$9.25	Charter	Fee
CAMPAIGN/ELECTION FEES				
Candidate Filing Fee	Non-refundable application processing fee for qualified election candidates.	\$250	Application	Fee
Candidate Statement Fee	Statement of Qualification 200 words or less that appears on the City Ballot during an election cycle.	Actual Costs - Based on Election Cycle	Statement	Fee
Late fee for campaign statements	Election candidate campaign statements, \$10/day or cumulative amount stated in statements or \$100, whichever is greater.	\$10	Day	Penalty
Retrieval fee for campaign statements	Retrieval fee for campaign statement or statement of economic interest documents more than five years old that may be stored off-site.	\$5	Request	Fee

MASTER FEES AND CHARGES SCHEDULE

DEPARTMENT: CITY CLERK				
Fee Name	Description	Fee	Per	Type
Initiative Filing Fee	Initiative Filing Fee/Request for Ballot Title & Summary. Refundable to filer if, within one year of the date of filing the notice of intent, the elections official certifies the sufficiency of the petition.	\$200	Application	Fee
Late fee for statement of economic interest	Election candidate statement of economic interest, \$10/day up to max of \$100 (may be waived under certain circumstances).	\$10	Day	Penalty
Propensity File	List of City of Long Beach voter history file.	\$45.80	CD/Electronic File	Fee
Voter File	An electronic file provided to the public consisting of: Registered voters last name, first name, phone number, Council District, and Political Party affiliation.	\$62	CD/Electronic File	Fee
DOMESTIC REGISTRATION				
Registration of Domestic Partnership	Filing of a Statement of Domestic Partnership (including up to two certified copies thereof)	\$87	Registration	Fee
Notice of Termination of Domestic Partnership	Certified copy of Notice of Termination of Domestic Partnership	\$1.25	Statement	Fee
Statement of Domestic Partnership	Certified copy of Statement of Domestic Partnership	\$1.25	Statement	Fee
LOBBYIST REGISTRATION				
Lobbyist Registration Fee	Persons subject to the registration requirements of this ordinance shall pay an annual fee of one hundred and twenty-three dollars (\$123.00).	\$123	Year	Fee
Lobbyist Registration Reduced Fee	Persons subject to the registration requirements of this ordinance, and registering for the first time on or after June 30 of a given year shall pay a reduced registration fee of sixty one dollars (\$61.00).	\$61	Year	Fee
Lobbyist Registration Fee for Additional Clients	In addition to the annual fee, each registrant shall pay twenty nine dollars and forty five cents (\$29.45) per client for whom lobbying is undertaken for compensation in excess of five hundred dollars (\$500.00). The fees for clients as of the date of initial registration shall be submitted with the registration. The fees for subsequent clients will be due and submitted at the time of the submission of the relevant quarterly report as required pursuant to Section 2.08.110 below.	\$29.45	Client	Fee

MASTER FEES AND CHARGES SCHEDULE

DEPARTMENT: CITY CLERK				
Fee Name	Description	Fee	Per	Type
Lobbyist Registration Late Fee	A fine of thirty dollars and fifty-five cents (\$30.55) per day for delinquent fees, up to a maximum of five hundred dollars (\$500.00), will be assessed until compliance with the registration provisions herein.	\$30.55	Day	Penalty
PASSPORT SERVICES				
Passport Application Processing Fee	Processing Fee set by the U.S. Department of State, Bureau of Consular Affairs, for accepting passport applications as a designated Passport Acceptance Facility.	\$35	Application	Fee
Passport Photo Fee	Production of two (2 inch x 2 inch) color photos for U.S. travel documents.	\$15	2 photos	Fee
Passport Application Express Postage	Fee for Express Postage of Passport Applications to the Department of State, Bureau of Consular Affairs, set by the United States Postal Service (USPS).	\$20.00	Application	Fee

MASTER FEES AND CHARGES SCHEDULE

DEPARTMENT: CITY MANAGER				
Fee Name	Description	Fee	Per	Type
Cannabis Social Equity Program Fee	Fee to oversee the cannabis social equity program	\$1,545	Application/License	Fee
Cannabis Social Equity Applicant Fee Waiver - Annual Regulatory Fee	Social equity applicant fee waiver for first-year of the annual cannabis regulatory fee.	\$0	Application/License	Fee
Cannabis Social Equity Applicant Fee Waiver - Application Review Fee	Social equity applicant fee waiver for application review.	\$0	Application	Fee
Cannabis Social Equity Applicant Fee Waiver - Background Investigation Fee	Social equity applicant fee waiver for background investigations.	\$0	Owner/Manager	Fee
Cannabis Social Equity Applicant Fee Waiver - Cannabis Social Equity Program Fee	Social equity applicant fee waiver for the "Cannabis Social Equity Program Fee"	\$0	Application/License	Fee
Public Records Request - B&W Duplication Fee	Duplication fee for black and white paper copies.	0.20	per page	Fee
Public Records Request - Color Duplication Fee	Duplication fee for color ink paper copies.	.60	per page	Fee
Public Records Request - USB Flash drive	Direct cost for copying PRA responsive records onto a USB flash drive.	\$10	per transaction (+) actual cost of device	Fee
SPECIAL EVENTS AND FILMING				
Special Advertising & Promotions Funds				
EVENT FEES				
Application Fee - Tier I Event	Non-refundable application fee for an event that is free and open to the public, requires no participation fee and/or donation, requires no setup, no alcohol sales and/or consumption	\$102	Each	Fee
Permit Fee - Tier I Event	Permit fee for an event that is free and open to the public, requires no participation fee and/or donation, requires no setup, no alcohol sales and/or consumption	\$155.00	Day	Fee
Application Fee - Tier II Event	Non-refundable application fee for an event that is (A) open to the public but requires a ticket/fee/donation for participants, or (B) a private fundraising event (permittee must have a current Charitable Solicitation Permit on file with the City) with a closed venue requiring a paid admission and/or donation, requires minimum setup	\$205.00	Each	Fee

MASTER FEES AND CHARGES SCHEDULE

DEPARTMENT: CITY MANAGER				
Fee Name	Description	Fee	Per	Type
EVENT FEES				
Permit Fee - Tier II Event	Permit fee for an event that is (A) open to the public but requires a ticket/fee/donation for participants, or (B) a private fundraising event (permittee must have a current Charitable Solicitation Permit on file with the City) with a closed venue requiring a paid admission and/or donation, requires minimum setup	\$255.00	Day	Fee
Application Fee - Tier III Event	Non-refundable application fee for an event that requires a ticket and/or participation fee, requires extensive setup in enclosed venue with controlled access and exclusive use	\$410.00	Each	Fee
Permit Fee - Tier III Event	Permit fee for an event that requires a ticket and/or participation fee, requires extensive setup in enclosed venue with controlled access and exclusive use	\$1,020.00	Day	Fee
Staff Monitoring	Site visit and/or standby staffing	\$42	Hour	Fee
Administrative Fee - Late Payment Processing	Administrative Fee for Late Payment Processing	2%	Total fees/month of non-payment	Penalty
Administrative Fee - Processing	Administrative Fee	10%	Total fees	Fee
OCCASIONAL EVENT PERMIT (OEP)				
Application & Permit Fee - Occasional Event Permit (OEP)	Non-refundable application & permit fee for Occasional Event Permit (OEP) - flat rate.	102	Each	Fee
Staff Monitoring	Site Visit and/or Standby Staffing	42.95	Hour	Fee
Administrative Fee - Late Payment Processing	Administrative Fee for Late Payment Processing	2%	Total fees/month of non-payment	Fee
BLOCK PARTY/STREET CLOSURE FEE				
Application & Permit Fee - Block Party / Street Closure	Non-refundable application & permit fee for block party / street closure (flat rate)	\$100	Each	Fee
Staff Monitoring	Site Visit and/or Standby Staffing	\$42	Hour	Fee
Administrative Fee - Late Payment Processing	Administrative Fee for Late Payment Processing	2%	Total fees/month of non-payment	Penalty
CITY OF LONG BEACH BUSINESS DEVELOPMENT GROUPS				

MASTER FEES AND CHARGES SCHEDULE

DEPARTMENT: CITY MANAGER				
Fee Name	Description	Fee	Per	Type
CITY OF LONG BEACH BUSINESS DEVELOPMENT GROUPS				
Annual Application & Permit Fee - Events	Non-refundable annual application & permit fee for continuously scheduled event programs that create business-generating foot traffic in business districts, no street closures, no alcohol (business groups must be registered with the State as a nonprofit) -- Maximum of six (6) events/year	\$410.00	Each	Fee
Staff Monitoring	Site Visit and/or Standby Staffing	\$42.85	Hour	Fee
Administrative Fee - Late Payment Processing	Administrative Fee - Late Payment Processing	2%	Total fees/month of non-payment	Penalty
Administrative Fee - Processing	Administrative Fee	10%	Total Fees	Fee
FARMERS MARKET FEES				
Application & Permit Fee - Farmers Market	Non-refundable application & permit fee for certified farmers' markets on public property (permittee must be certified by the State of California)	\$460.00	6 Months	Fee
Staff Monitoring	Site Visit and/or Standby Staffing	\$42.85	Hour	Fee
Administrative Fee - Late Payment Processing	Administrative Fee for Late Payment Processing	2%	Total fees/month of non-payment	Penalty
Administrative Fee - Processing	Administrative Fee	10%	Total Fees	Fee
CARNIVAL FEES				
Application Fee - Carnival Operations	Non-Refundable application fee for carnivals	\$200	Each	Fee
Permit Fee - Carnival Operations	Permit fee for carnivals	\$250	Day	Fee
Staff Monitoring	Site Visit and/or Stand-by Staffing	\$42	Hour	Fee
Administrative Fee - Late Payment Processing	Administrative Fee for Late Payment Processing	2%	Total fees/month of non-payment	Penalty
Administrative Fee - Processing	Administrative Fee	10%	Total Fees	Fee
EVENT VENUE RENTAL FEES				

MASTER FEES AND CHARGES SCHEDULE

DEPARTMENT: CITY MANAGER				
Fee Name	Description	Fee	Per	Type
EVENT VENUE RENTAL FEES				
Venue Rental - Tier I Events	Rental of Marina Green, Rainbow Lagoon, Shoreline Park, Beaches, Waterways, Promenade, Rainbow Harbor Esplanade, or Rainbow Harbor Nautilus Shell for event days	\$305.00	Day	Rent
Venue Rental - Tier I Events	Rental of Marina Green, Rainbow Lagoon, Shoreline Park, Beaches, Waterways, Promenade, Rainbow Harbor Esplanade, or Rainbow Harbor Nautilus Shell for event prep/strike, move-in/move-out days	\$155.00	Day	Rent
Venue Rental - Tier II Events	Rental of Marina Green, Rainbow Lagoon, Shoreline Park, Beaches, Waterways, Promenade, Rainbow Harbor Esplanade, or Rainbow Harbor Nautilus Shell for event days	\$610.00	Day	Rent
Venue Rental - Tier II Events	Rental of Marina Green, Rainbow Lagoon, Shoreline Park, Beaches, Waterways, Promenade, Rainbow Harbor Esplanade, or Rainbow Harbor Nautilus Shell for event prep/strike, move-in/move-out days	\$305.00	Day	Rent
Venue Rental - Tier III Events	Rental of Marina Green, Rainbow Lagoon, Shoreline Park, Beaches, Waterways, Promenade, Rainbow Harbor Esplanade, or Rainbow Harbor Nautilus Shell for event days	\$1,020.00	Day	Rent
Venue Rental - Tier III Events	Rental of Marina Green, Rainbow Lagoon, Shoreline Park, Beaches, Waterways, Promenade, Rainbow Harbor Esplanade, or Rainbow Harbor Nautilus Shell for event prep/strike, move-in/move-out days	\$510.00	Day	Rent
City Property Use Fee - Tier I Events	Public property use fee for permits generated by Special Events and Filming for City properties without established venue rental fees (event days)	\$305.00	Day	Rent
City Property Use Fee - Tier I Events	Public property use fee for permits generated by Special Events and Filming for City properties without established venue rental fees (prep/strike, move-in/move-out days)	\$155.00	Day	Rent
City Property Use Fee - Tier II Events	Public property use fee for permits generated by Special Events and Filming for City properties without established venue rental fees (event days)	\$410.00	Day	Rent
City Property Use Fee - Tier II Events	Public property use fee for permits generated by Special Events and Filming for City properties without established venue rental fees (prep/strike, move-in/move-out days)	\$205.00	Day	Rent

MASTER FEES AND CHARGES SCHEDULE

DEPARTMENT: CITY MANAGER				
Fee Name	Description	Fee	Per	Type
EVENT VENUE RENTAL FEES				
City Property Use Fee - Tier III Events	Public property use fee for permits generated by Special Events and Filming for City properties without established venue rental fees (event days)	\$510.00	Day	Rent
City Property Use Fee - Tier III Events	Public property use fee for permits generated by Special Events and Filming for City properties without established venue rental fees (prep/strike, move-in/move-out days)	\$255.00	Day	Rent
Public Property Administrative Fee	Admin. fee for permits generated by Special Events and Filming for City owned property with established rates managed by various City departments	25%	Total Fees	Fee
Turf Restoration Fee	Restoration fee for events that create damage to landscape and/or hardscape areas to public park property	\$305.00	Each	Fee
Administrative Fee - Late Payment Processing	Administrative Fee for Late Payment Processing	2%	Total fees/month of non-payment	Penalty
Administrative Fee - Processing	Administrative Fee	10%	Total Fees	Fee
FILMING FEES				
Application Fee - Commercial Production Film (private & public property)	Non-Refundable Commercial Filming Application Fee	\$368	Each	Fee
Application Fee - Student Film (private & public property)	Non-Refundable Student Filming Application Fee (flat rate)	\$35	Each	Fee
Application Fee - Commercial Production Photography (private & public property)	Non-Refundable Commercial Still Photography Application Fee	\$132	Each	Fee
Application Fee - Student Photography (public & private property)	Non-Refundable Student Still Photography Application Fee (flat rate)	\$35	Each	Fee
Permit Fee - Commercial Production Film (private & public property)	Commercial Filming Permit Fee	\$525	Day	Fee
Permit Fee - Commercial Production Photography (private & public property)	Commercial Still Photography Permit Fee	\$158	Day	Fee
Permit Fee - Student Film/Photography (public & private property)	Student Filming/ Still Photography Permit Fee	\$0	Each	Fee

MASTER FEES AND CHARGES SCHEDULE

DEPARTMENT: CITY MANAGER				
Fee Name	Description	Fee	Per	Type
FILMING FEES				
Permit Fee - Revisions/Riders	Filming Revisions/Riders Fee to Original Permit	\$53	Each Item Changed	Fee
Staff Monitoring	Site Visit and/or Standby Staffing	\$42	Hour	Fee
Location Fee - Filming	Marina Green, or Rainbow Lagoon, or Shoreline Park	\$815.00	Day	Rent
Location Fee - Filming	Shoreline Drive	\$5,100.00	Day	Rent
Location Fee - Filming	Queensway Bridge	\$3,500	Day	Rent
Location Fee - Filming	Appian Way Bridge	\$1,020.00	Day	Rent
Location Fee - Filming	City Hall / Civic Center	\$5,000	Day	Rent
Administrative Fee - Late Payment Processing	Administrative Fee for Late Payment Processing	2%	Total fees/month of non-payment	Penalty
Administrative Fee - Processing	Administrative Fee for Filming	15%	Total Fees	Fee
POLE BANNER FEES				
Pole Banner Application/Permit Fee - City Streets (Commercial Use)	Non-refundable pole banner application & permit fee - City streets for commercial, convention, event, business district & community association use	\$510.00	Each	Fee
Pole Banner Permit Renewal Fee - City Streets (Commercial Use)	Non-refundable pole banner permit renewal fee - City streets for commercial, convention, event, business district & community association use	\$51.00	Each	Fee
Pole Banner Application/Permit Fee - City Streets (Non-Commercial Use / Public Service Announcements)	Non-refundable pole banner application & permit fee - City streets for neighborhood organizations / non-commercial use only	51	Year	Fee
Pole Banner Deposit	Refundable Pole Banner Deposit - Installation/Removal, Damage, etc.	510	Each	Penalty

MASTER FEES AND CHARGES SCHEDULE

DEPARTMENT: CITY PROSECUTOR				
Fee Name	Description	Fee	Per	Type
Pre-filing Diversion Fee	Fee for Misdemeanants eligible for Pre-filing Community Service diversion program.	\$100	Applicant	Fee
Change of plea and dismissal of charges after termination of probation	Fee authorized by Penal Code section 1203.4(c) to change plea or set aside verdict after completing probation.	\$150	Application	Fee
Change of plea and dismissal of charges against non-probationed misdemeanor after performance of sentence	Fee authorized by Penal Code section 1203.4a(c) to change plea or set aside verdict for misdemeanor not offered probation.	\$60	Application	Fee
Cost Recovery (Discretionary)	Recovery of costs related to law enforcement and prosecution activity, paid by criminal defendant; or in connection with administrative hearing or action, paid by requestor.	Case by case	Per Case	Fee

MASTER FEES AND CHARGES SCHEDULE

DEPARTMENT: DEVELOPMENT SERVICES				
Fee Name	Description	Fee	Per	Type
PLANNING				
ENVIRONMENTAL FEES				
Categorical Exemption/Statutory Exemption-Standalone	Review and processing of a categorical exemption or statutory exemption that is processed by itself for compliance with the California Environmental Quality Act (CEQA)	548.00	Application	Fee
Categorical Exemption-Infill Class 32	Review and processing of an Infill Class 32 categorical exemption for compliance with the California Environmental Quality Act (CEQA)	1,288.00	Application	Fee
Negative Declaration/Initial Study by Consultant	Review and processing of an initial study/negative declaration for compliance with the California Environmental Quality Act (CEQA)	115% of Consultant cost	Application	Fee
Mitigated Negative Declaration by Consultant	Review and processing of a mitigate negative declaration for compliance with the California Environmental Quality Act (CEQA)	115% of Consultant Cost	Application	Fee
Mitigated Negative Declaration by City Staff	Review and processing of a mitigate negative declaration for compliance with the California Environmental Quality Act (CEQA)	18,610.00	Application	Fee
Environmental Impact Report (EIR) Addendum To Certified EIR by Consultant	Review and processing of an addendum to an environmental impact report for compliance with the California Environmental Quality Act (CEQA)	115% of Consultant Cost	Application	Fee
Modification of Mitigation Measure by Consultant	Review and processing of a modification to an existing environmental mitigation measure for compliance with the California Environmental Quality Act (CEQA)	115% of Consultant Cost	Application	Fee
NEPA Environmental Assessment-FONSI by City Staff	Preparation of NEPA Environmental Assessment by City Staff	17,830.00	Application	Fee
NEPA Environmental Assessment-Mitigated FONSI by City Staff	Review and processing of a mitigated environmental assessment for compliance with the National Environmental Policy Act (NEPA)	35,440.00	Application	Fee
NEPA Environmental Assessment-Mitigated FONSI by Consultant	Review and processing of a mitigated environmental assessment for compliance with the National Environmental Policy Act (NEPA).	115% of Consultant Cost	Application	Fee
NEPA Exclusion with Worksheet by Consultant	Review and processing of an environmental exclusion with worksheet for compliance with the National Environmental Policy Act (NEPA)	115% of Consultant Cost	Application	Fee

MASTER FEES AND CHARGES SCHEDULE

DEPARTMENT: DEVELOPMENT SERVICES				
Fee Name	Description	Fee	Per	Type
ENVIRONMENTAL FEES				
NEPA Exclusion Without Worksheet by City Staff	Review and processing of an environmental exclusion without worksheet for compliance with the National Environmental Policy Act (NEPA).	790.00	Application	Fee
CEQA Compliance Checklist/Programmatic Environmental Impact Report (EIR) by Consultant	Review and processing of a programmatic environmental impact report and CEQA compliance checklist for compliance with the California Environmental Quality Act (CEQA)	115% of Consultant Cost	Application	Fee
Categorical Exemption/Statutory Exemption with Other Application	Review and processing of a categorical exemption or statutory exemption that is processed with another Planning application for compliance with the California Environmental Quality Act (CEQA)	415.00	Application	Fee
County Recorder Fee (Fixed, based on County)	Filing of environmental determination with Los Angeles County Clerk's office after action has been taken	\$75 or current fee charged by the County Recorder	Application	Fee
Negative Declaration/Initial Study by City Staff	Review and processing of an initial study/negative declaration for compliance with the California Environmental Quality Act (CEQA)	\$17,830.00 if prepared by City staff	Application	Fee
Environmental Impact Report (EIR) by Consultant	Preparation of an EIR associated with a development project by an outside consultant	115% of Consultant Cost	Application	Fee
Environmental Document Peer Review	Peer review of an environmental impact report when needed for compliance with the California Environmental Quality Act (CEQA)	115% of Consultant Cost	Application	Fee
Environmental Impact Report (EIR) Addendum To Certified EIR by City Staff	Review and processing of an addendum to an environmental impact report for compliance with the California Environmental Quality Act (CEQA)	20,755.00	Application	Fee
CEQA Compliance Checklist/Programmatic Environmental Impact Report (EIR) by City Staff	Review and processing of a programmatic environmental impact report and CEQA compliance checklist for compliance with the California Environmental Quality Act (CEQA)	6,805.00	Application	Fee
Ongoing mitigation monitoring by outside consultant	Ongoing mitigation monitoring by outside consultant	115% of billed consultant costs paid by the City	Report	Fee
Modification of Mitigation Measure by City Staff	Review and processing of a modification to an existing environmental mitigation measure for compliance with the California Environmental Quality Act (CEQA)	9,500.00	Report	Fee

MASTER FEES AND CHARGES SCHEDULE

DEPARTMENT: DEVELOPMENT SERVICES				
Fee Name	Description	Fee	Per	Type
ENVIRONMENTAL FEES				
NEPA Application	Preparation of National Environmental Protection Act (NEPA) Environmental Application	115% of billed consultant costs paid by the City	Application	Fee
NEPA Exclusion With Worksheet by City Staff	Review and processing of an environmental exclusion with worksheet for compliance with the National Environmental Policy Act (NEPA)	3,140.00	Application	Fee
NEPA Exclusion Without Worksheet by Consultant	Review and processing of an environmental exclusion without worksheet for compliance with the National Environmental Policy Act (NEPA)	115% of billed consultant costs paid by the City	Application	Fee
NEPA Environmental Assessment-FONSI by Consultant	Preparation of NEPA Environmental Assessment by Consultant	115% of Consultant Cost	Application	Fee
NEPA Environmental Impact Study (EIS) by Consultant	Review and processing of an environmental impact study for compliance with the National Environmental Policy Act (NEPA)	115% of billed consultant costs paid by the City	Application	Fee
ZONING FEES				
Standards Variance - Fence Permit	Review of the zoning and standards of a fence for compliance with City codes and standards	60.00	Permit	Fee
Administrative Use Permit	Review of an administrative use permit for compliance with City codes and standards	4,370.00	Application	Fee
Conditional Use Permit	Review of a Conditional Use Permit for compliance with City codes and standards	8,400.00	Application	Fee
Conditional Use Permit - Wireless	Review of a wireless conditional use permit for compliance with City codes and standards.	10,970.00	Application	Fee
CUP Exemption for Alcoholic Beverage Use	Review of a use permit for an alcoholic beverage exemption for compliance with City codes and standards	930.00	Application	Fee
Standards Variance - Fence Height Exception	Fence Height Exception through AUP or standard variances	780.00	Application	Fee
Annual Use Permit Zoning Compliance Inspection	For the annual review of sites for compliance with the conditions of approval for AUP and CUP	\$580.00 per application per year	Year	Fee
Standards Variance - New Construction	Review of a standards variance for an exception from the Zoning Code	\$5,945 per first variance plus \$1,745 per additional variance	Application	Fee
Work/Land Use without a permit (Double the permit fee)	For applications to legalize construction that occurred without approved permits	Double the total required permit fee	Application	Penalty

MASTER FEES AND CHARGES SCHEDULE

DEPARTMENT: DEVELOPMENT SERVICES				
Fee Name	Description	Fee	Per	Type
ZONING FEES				
DDED Noise Study Exemption Request	Review of a request for an exemption from providing a Noise Study for a project	120.00	Request	Fee
Cannabis Consultation	Initial consultation of a cannabis-related application to assist applicant with preparing the submittal	435.00	Application	Fee
BILLBOARD INVENTORY FEES				
Billboard Inventory Review	Review of the inventory of a billboard company for compliance with City-set limits on the number of billboards within the City	\$4,265 per application plus \$90 per each sign after 10 signs	Inventory	Fee
LOCAL COASTAL DEVELOPMENT PERMITS				
Coastal Development Permit -App B Form Only	Review and processing of a coastal development permit to the Coastal Commission for compliance with the State Coastal Act in which the project is coordinated by another City department or other agency	1,180.00	Application	Fee
Administrative Local Coastal Development Program	Review and processing of an administrative coastal development permit to the Coastal Commission for compliance with the State Coastal Act	1,345.00	Application	Fee
Local Coastal Program Amendment by Consultant	Review and processing of an amendment to an approved local coastal development permit to the Coastal Commission for compliance with the State Coastal Act	115% of Consultant Cost	Application	Fee
Coastal Development Permit (CDP) Submitted to Coastal Commission	Review and processing of an approval in concept for a coastal development permit to the Coastal Commission for compliance with the State Coastal Act	4,000.00	Application	Fee
Local Coastal Program (LCP) Amendment by City Staff	Review and processing of an amendment to an approved local coastal development permit to the Coastal Commission for compliance with the State Coastal Act	15,265.00	Application	Fee
Local Coastal Development Permit (LCDP) With No Other Planning Permit Required	Review and processing of a local coastal development permit to the Coastal Commission in which no other Planning permit is required for compliance with the State Coastal Act	4,370.00	Application	Fee

MASTER FEES AND CHARGES SCHEDULE

DEPARTMENT: DEVELOPMENT SERVICES				
Fee Name	Description	Fee	Per	Type
LOCAL COASTAL DEVELOPMENT PERMITS				
Local Coastal Development Permit (LCDP) With Other Planning Permit Required	Review and processing of a local coastal development permit to the Coastal Commission with other Planning permits for compliance with the State Coastal Act	1,995.00	Application	Fee
Coastal Permit Categorical Exclusion	Review of a categorical exemption for a Coastal Permit for compliance with the State Coastal Act	90.00	Application	Fee
Coastal Development Permit -Boat Dock	Review and processing of a boat dock coastal development permit to the Coastal Commission for compliance with the State Coastal Act	220.00	Application	Fee
MODIFICATIONS				
Modification - Director Admin	Review of a modification to a project not required to go back to the hearing body for compliance with City codes and standard	1,005.00	Application	Fee
Minor/Admin Modification to ZA	Non-hearing administrative over-the-counter review of a modification to a project for compliance with City codes and standards	925.00	Application	Fee
Modification - Staff SPR Committee	Review of a major modification to a project reviewed by the Site Plan Review Committee for compliance with City codes and standards	2,400.00	Application	Fee
Modification - Zoning Administrator	Review of a major modification to a project reviewed by the Zoning Administrator for compliance with City codes and standards	2,380.00	Application	Fee
Modification - Planning Commission	Review of a major modification to a project reviewed by the Planning Commission for compliance with City codes and standards	\$6,800 per application or 100% of original fee, whichever is less	Application	Fee
SIGN FEES				
Sign Standards Waiver	Review of a request for a waiver of sign standards	1,490.00	Application	Fee
Sign Program: 5-12 Signs	Review of a sign program for compliance with City codes and standards	2,870.00	Application	Fee
Sign Program: 13-25 Signs	Review of a sign program for compliance with City codes and standards	3,010.00	Application	Fee
Sign Program: 26-100 Signs	Review of a sign program for compliance with City codes and standards	4,850.00	Application	Fee

MASTER FEES AND CHARGES SCHEDULE

DEPARTMENT: DEVELOPMENT SERVICES				
Fee Name	Description	Fee	Per	Type
SIGN FEES				
Sign Program: 101+ Signs	Review of a sign program for compliance with City codes and standards	7,840.00	Application	Fee
Sign Program Amendment	Review of an amendment to an existing sign program for compliance with City codes and standards	2,035.00	Application	Fee
Sign Permit	Review of the zoning and standards of a sign for compliance with City codes and standards	90.00	Permit	Fee
Sign Permit (each additional sign)	Request for Zoning Sign Permit	45.00	Permit	Fee
Creative Sign Permit	Review of the zoning and standards of a creative sign for compliance with City codes and standards	1,580.00	Application	Fee
Promotional Activity Sign (Banner)	Review of the zoning and standards of a banner for compliance with City codes and standards.	\$30 for the first sign plus \$15 for each additional sign	Permit	Fee
SITE PLAN REVIEW (SPR) FEES				
Pre-Application -No New Sq Ft	A pre-application review for projects in which no new square feet is proposed to be added	1,715.00	Application	Fee
SPR Pre-Application: 1/2-1 Acre	Pre-application review of a site plan application of more than a half acre and less than or equal to 1 acre for compliance with City codes and standards	1,545.00	Application	Fee
SPR Pre-Application: 1-5 Acres	Pre-application review of a site plan application of more than one acre and less than or equal to 5 acres for compliance with City codes and standards	1,935.00	Application	Fee
SPR Pre-Application: 5+ Acres	Pre-application review of a site plan application of more than five acres for compliance with City codes and standards	2,335.00	Application	Fee
SPR Conceptual: up to 50,000 sq ft	Conceptual review of a site plan application up to 50,000 square feet for compliance with City codes and standards	7,000.00	Application	Fee
SPR Conceptual: 50,001 sq ft - 100,000 sq ft	Conceptual review of a site plan application of more than 50,000 square feet and less than or equal to 100,000 square feet for compliance with City codes and standards	\$7,000 per application plus \$45 per 1,000 square feet over 50,000 square feet	Application	Fee

MASTER FEES AND CHARGES SCHEDULE

DEPARTMENT: DEVELOPMENT SERVICES				
Fee Name	Description	Fee	Per	Type
SITE PLAN REVIEW (SPR) FEES				
SPR Conceptual: 100,001 sq ft - 300,000 sq ft	Conceptual review of a site plan application of more than 100,000 square feet and less than or equal to 300,000 square feet for compliance with City codes and standards	\$9,250 per application plus \$23 per 1,000 square feet over 100,000 square feet	Application	Fee
SPR Conceptual: 300,001 sq ft - 500,000 sq ft	Conceptual review of a site plan application of more than 300,000 square feet and less than or equal to 500,000 square feet for compliance with City codes and standards	\$13,850 per application plus \$47 per 1,000 square feet over 300,000 square feet	Application	Fee
SPR Conceptual: 500,001 sq ft - 1,000,000 sq ft	Conceptual review of a site plan application of more than 500,000 square feet for compliance with City codes and standards	\$23,250 per application plus \$27 per 1,000 square feet over 500,000 square feet	Application	Fee
SPR Review (Planning Commission): 0 - 50,000 sq ft	Review of a site plan application by the Planning Commission up to 50,000 square feet for compliance with City codes and standards	9,755.00	Application	Fee
SPR Review (Planning Commission): 50,001 sq ft - 100,000 sq ft	Review of a site plan application by the Planning Commission of more than 50,000 square feet and less than or equal to 100,000 square feet for compliance with City codes and standards	\$9,755 per application plus \$66 per 1,000 square feet over 50,000 square feet	Application	Fee
SPR Review (Planning Commission): 100,001 sq ft - 300,000 sq ft	Review of a site plan application by the Planning Commission of more than 100,000 square feet and less than or equal to 300,000 square feet for compliance with City codes and standards	\$13,055 per application plus \$33 per 1,000 square feet over 100,000 square feet	Application	Fee
SPR Review (Planning Commission): 300,001 sq ft - 500,000 sq ft	Review of a site plan application by the Planning Commission of more than 300,000 square feet and less than or equal to 500,000 square feet for compliance with City codes and standards	\$19,655 per application plus \$52 per 1,000 square feet over 300,000 square feet	Application	Fee

MASTER FEES AND CHARGES SCHEDULE

DEPARTMENT: DEVELOPMENT SERVICES				
Fee Name	Description	Fee	Per	Type
SITE PLAN REVIEW (SPR) FEES				
SPR Review (Planning Commission): 500,001 sq ft - 1,000,000 sq ft	Review of a site plan application by the Planning Commission of more than 500,000 square feet for compliance with City codes and standards	\$30,055 per application plus \$58 per 1,000 square feet over 500,000 square feet	Application	Fee
SPR Staff: 5-12 Units/1,000 sq ft - 5,000 sq ft	Review of a site plan application by staff of 5-12 residential units or more than 1,000 commercial square feet and less than or equal to 5,000 square feet for compliance with City codes and standards	7,725.00	Application	Fee
SPR Staff: 13-25 Units/5,001 sq ft - 25,000 sq ft	Review of a site plan application by staff of 13-25 residential units or more than 5,000 commercial square feet and less than or equal to 25,000 square feet for compliance with City codes and standards	10,610	Application	Fee
SPR Staff: 25-49 Units/25,001 sq ft - 50,000 sq ft	Review of a site plan application by staff of 25-49 residential units or more than 25,000 commercial square feet and less than or equal to 50,000 square feet for compliance with City codes and standards	13,595	Application	Fee
SPR Comm Ministerial Review for ADU	Ministerial review of a site plan application for Accessory Dwelling Units (ADUs) for compliance with City codes and standards	990.00	Application	Fee
SPR Wireless -Major Modification	Review of a major modification of an existing wireless site for compliance with City codes and standards	6,310	Application	Fee
SPR Wireless -Minor Modification	Review of a minor modification of an existing wireless site for compliance with City codes and standards	3,010.00	Application	Fee
Wireless Telecom Historic Resource	Review of the historic resources related to a wireless application for compliance with City codes and standards	\$3,000 per application. This fee is in addition to other Historic Planning fees.	Application	Fee
SPR Pre-Application up to 1/2 Acre	Pre-application review of a site plan application of up to and including a half acre for compliance with City codes and standards	1,305.00	Application	Fee

MASTER FEES AND CHARGES SCHEDULE

DEPARTMENT: DEVELOPMENT SERVICES				
Fee Name	Description	Fee	Per	Type
SITE PLAN REVIEW (SPR) FEES				
SPR Conceptual - Voluntary	Conceptual review of a site plan application that is voluntary for compliance with City codes and standards	\$2,760 per application. Fee is credited to future SPR fees if conceptual fee is voluntary	Application	Fee
SPR Staff: Wing Wall/Facade/Misc.	Review of a site plan application by staff of wing walls, facade remodels, or miscellaneous staff reviews for compliance with City codes and standards	610.00	Application	Fee
SPR Wireless -New Co-Location	Review of a wireless site plan application of a new co-location for compliance with City codes and standards	3,755.00	Application	Fee
SPR Staff: 1-4 Units/0-1,000 sq ft	Review of a site plan application by staff of 1-4 residential units or up to and equal to 1,000 commercial square feet for compliance with City codes and standards	1,985.00	Application	Fee
OTHER APPROVAL FEES				
Zoning Administrator Interpretation	Review of a request for the Zoning Administrator to interpret a particular section of the City Zoning Code	1,030.00	Application	Fee
Business License Review - Home Occupancy	Review of the zoning of a home occupation business for compliance with City codes and standards	15.00	Application	Fee
Continuance - PC/CHC/Council	Review of an applicant-requested continuance for a Cultural Heritage Committee, Planning Commission, or City Council hearing	\$2,305 per application. Public Hearing Noticing fees are separate	Application	Fee
MWELo Plan Review Performance Checklist - Residential/Commercial	Review of a Water Efficiency Landscape (MWELo) plan performance checklist for compliance with City codes and standards	580.00	Application	Fee
Development Agreement Amendment	Review and processing of an amendment to an existing development agreement for a particular project	Deposit determined by staff (\$20,000 minimum) with charges at the fully allocated hourly rates for all staff involved plus any outside costs	Application	Fee

MASTER FEES AND CHARGES SCHEDULE

DEPARTMENT: DEVELOPMENT SERVICES				
Fee Name	Description	Fee	Per	Type
OTHER APPROVAL FEES				
As-Plan Post Approval Review -Minor	Review of changes to a development project after approval but before building plan check submittal for compliance with City Codes and standards	4,055.00	Plan	Fee
As-Plan Post Approval Review -Major	Review of changes to a development project after approval but before building plan check submittal for compliance with City Codes and standards	10,320.00	Plan	Fee
Additional Plan Review	Additional plan review prior to scheduling of the hearing due to the actions of the applicant	2,100.00	Review	Fee
Administrative Adjustment	Review of an administrative adjustment from the City's zoning code	1,960	Application	Fee
Street Name Change	Review a request to change the name of a public City street for compliance with City codes and standards	Deposit determined by staff with charges at the full hourly rates for all staff involved plus any outside costs	Application	Fee
Classification of Use	Review of a request to classify a use not otherwise identified in the Zoning Code	7,320.00	Application	Fee
Administrative Land Use Permit	Review and documentation that special regulations for a proposed use have been met	210.00	Application	Fee
Park Use Permit	Review a request to establish a public park or community gardens on private property	5,590.00	Permit	Fee
Business License Zoning Approval	Review of the zoning of a business for compliance with City codes and standards	65.00	Application	Fee
Pay Phone Approval	Requests to install pay phones	\$155 for the first pay phone and \$52 for each additional pay phone submitted at the same time.	Phone	Fee
Development Agreement	Review and processing of a new development agreement for a particular project	Deposit determined by staff (\$36,000 minimum) with charges at the fully allocated hourly rates for all staff involved plus any outside costs	Agreement	Fee

MASTER FEES AND CHARGES SCHEDULE

DEPARTMENT: DEVELOPMENT SERVICES				
Fee Name	Description	Fee	Per	Type
OTHER APPROVAL FEES				
Time Extension	Review of a proposed time extension for compliance with City codes and standards	430.00	Request	Fee
Time Extension, each subsequent	Review of a proposed time extension for compliance with City codes and standards	\$600 for first request plus \$1,450 for each additional request	Request	Fee
Continuance - Zoning Administrator	Review of an applicant-requested continuance for a Zoning Administrator hearing	\$390 per application. Public Hearing Noticing fees are separate.	Application	Fee
Zoning Confirmation Letter	Providing a letter confirming the zoning of a particular parcel on request	280.00	Letter	Fee
Zoning Confirmation Letter with Additional Research	Providing a letter which requires additional research confirming the zoning of a particular parcel on request	855.00	Letter	Fee
Development Agreement Annual Review	Annual review of a development project for compliance with the terms of the development agreement	\$5,175 per review per year	Year	Fee
Planned Development District In Lieu Fee	An in lieu fee in an amount equivalent to the construction value of any public improvements required by the Planned Development District.	Construction value of required public improvements	Application	Fee
MWELo Plan Review Prescriptive Checklist - Residential (1-4 Units)	Review of a Water Efficiency Landscape (MWELo) plan prescriptive checklist for compliance with City codes and standards	75.00	Application	Fee
MWELo Plan Review Prescriptive Checklist - Commercial	Review of a Water Efficiency Landscape (MWELo) plan prescriptive checklist for compliance with City codes and standards	240.00	Application	Fee
PLANNING PLAN CHECK FEES				
Zoning Plan Check with Valuation of \$0-\$750,000	Zoning review of Building construction plans for compliance with City codes and standards	0.3% of project valuation with a minimum fee of \$310	Plan Check	Fee
Zoning Plan Check with Valuation of \$750,001+	Zoning review of Building construction plans for compliance with City codes and standards	0.6% of project valuation, but no greater than 95% of the Building standard plan check fee	Plan Check	Fee
SUBDIVISION APPLICATION FEES				

MASTER FEES AND CHARGES SCHEDULE

DEPARTMENT: DEVELOPMENT SERVICES				
Fee Name	Description	Fee	Per	Type
SUBDIVISION APPLICATION FEES				
Tentative Parcel Map -Planning Commission	Review of a tentative map of up to 4 lots for compliance with City codes and standards and the Subdivision Map Act	9,700.00	Application	Fee
Parcel Map Waiver	Review of a waiver of the need for a parcel for compliance with City codes and standards and the Subdivision Map Act	1,295.00	Application	Fee
Tentative Tract Map: 5-20 Lots	Review of a tentative map of 5 or more lots for compliance with City codes and standards and the Subdivision Map Act	11,500.00	Application	Fee
Tentative Tract Map: 21-40 Lots	Review of a tentative map of 5 or more lots for compliance with City codes and standards and the Subdivision Map Act	\$16,765 plus \$102 per lot over 20 lots	Application	Fee
Tentative Tract Map: 41-80 Lots	Review of a tentative map of 5 or more lots for compliance with City codes and standards and the Subdivision Map Act	\$18,805 plus \$99 per lot over 40 lots	Application	Fee
Tentative Tract Map: 81-120 Lots	Review of a tentative map of 5 or more lots for compliance with City codes and standards and the Subdivision Map Act	\$22,765 plus \$181 per lot over 80 lots	Application	Fee
Tentative Tract Map: 120+ Lots	Review of a tentative map of 5 or more lots for compliance with City codes and standards and the Subdivision Map Act	\$30,005 plus \$125 per lot over 120 lots	Application	Fee
Condominium Tentative Map: 13-25 Units	Review of a new condominium or condominium conversion tentative map for compliance with City codes and standards and the Subdivision Map Act	17,690.00	Application	Fee
Condominium Tentative Map: 26+ Units	Review of a new condominium or condominium conversion tentative map for compliance with City codes and standards and the Subdivision Map Act	\$17,690 plus \$112 per unit over 25 units	Application	Fee
Lot Merger - Administrative	Review of a merger of two lots into one lot by staff for compliance with City codes and standards and the Subdivision Map Act	1,710.00	Application	Fee
Condominium Conversion	Review of a conversion of an apartment or hotel to a condominium for compliance with City codes and standards	\$12,670 per application plus \$355 per unit. This fee is in addition to Map fees.	Application	Fee

MASTER FEES AND CHARGES SCHEDULE

DEPARTMENT: DEVELOPMENT SERVICES				
Fee Name	Description	Fee	Per	Type
SUBDIVISION APPLICATION FEES				
Condo Conversion Exemption	Review of an exemption of a conversion of an apartment or hotel to a condominium for compliance with City codes and standards and the Subdivision Map Act	1,945.00	Application	Fee
Condominium Tentative Map: 2-12 Units	Review of a new condominium or condominium conversion tentative map for compliance with City codes and standards and the Subdivision Map Act	15,245.00	Application	Fee
Tentative Parcel Map -Zoning Administrator	Review of a tentative map of up to 4 lots for compliance with City codes and standards and the Subdivision Map Act	4,420.00	Application	Fee
Vesting Tentative Map	Review of a tentative map of up to 4 lots for compliance with City codes and standards and the Subdivision Map Act	Additional \$1,010 per application	Application	Fee
Final Map Review	Review of a final map for compliance with City codes and standards and the Subdivision Map Act	\$1,740 per application plus \$30 per lot/unit	Application	Fee
Lot Merger- Zoning Administrator	Review of a merger of two lots into one lot by the Zoning Administrator for compliance with City codes and standards and the Subdivision Map Act	1,515.00	Application	Fee
Lot Line Adjustment	Review of an adjustment of the lot line between two lots for compliance with City codes and standards and the Subdivision Map Act	5,050.00	Application	Fee
Certificate of Compliance - Standalone	Issuance of Certificate of Compliance	\$1,710 and county recording fee.	Application	Fee
ZONING AMENDMENT FEES				
Zoning Amendment/Map Change (includes changes to PDs)	Processing of changes to zoning designation or map modification	15,265.00	Application	Fee
GENERAL PLAN AMENDMENT FEES				
General Plan Conformity Certification - Other	Review of a general plan conformity certification for applications other than an alley vacation for compliance with City codes and standards	6,480.00	Application	Fee
General Plan Amendment -Text	Review of proposed changes to the General Plan zoning text designation for compliance with City codes and standards	19,825.00	Application	Fee

MASTER FEES AND CHARGES SCHEDULE

DEPARTMENT: DEVELOPMENT SERVICES				
Fee Name	Description	Fee	Per	Type
GENERAL PLAN AMENDMENT FEES				
Zone Text Amendment	Review of proposed changes to the zoning text designation for compliance with City codes and standards	19,825	Application	Fee
General Plan Amendment -Map	Review of proposed changes to the General Plan zoning map designation for compliance with City codes and standards	15,265.00	Application	Fee
General Plan Conformity Certification - Alley Vacation	Review of a general plan conformity certification for an alley vacation for compliance with City codes and standards	3,450.00	Application	Fee
APPEAL FEES				
Appeal to City Council by Applicant	Review and processing of an appeal of a Planning Commission decision to the City Council	4,735.00	Appeal	Fee
Appeal to City Council by Third Party	Review and processing of an appeal of a Planning Commission decision to the City Council	400.00	Appeal	Fee
Appeal to Planning Commission of 100% Affordable Housing Project	Review and processing of an appeal of a decision to the Planning Commission	4,820.00	Appeal	Fee
Appeal to City Council of 100% Affordable Housing Project	Review and processing of an appeal of a Planning Commission decision to the City Council	4,735.00	Appeal	Fee
Appeal to Planning Commission by Applicant	Review and processing of an appeal of a decision to the Planning Commission	4,820.00	Appeal	Fee
Appeal to Planning Commission by Third Party	Review and processing of an appeal of a decision to the Planning Commission	400.00	Appeal	Fee
DDED Noise Study Exemption Appeal	Review of an appeal of an exemption decision from providing a Noise Study for a project	1,190.00	Appeal	Fee
CERTIFICATE OF APPROPRIATENESS (COA)				
COA Appeal of Staff Decision of a 100% Affordable Housing Project	Appeal of a Certificate of Appropriateness staff decision of a 100% Affordable Housing Project	1,500.00	Appeal	Fee
COA: Cultural Heritage Committee (CHC) Review (>250 sq ft or Visible) - Other	Cultural Heritage Committee review of a Certificate of Appropriateness for construction of more than 250 square feet or visible from street for compliance with City codes and standards	3,325.00	Application	Fee
COA Appeal of Staff Decision to Cultural Heritage Commission by Third Party	Appeal of a Certificate of Appropriateness staff decision to the Cultural Heritage Committee	1,000.00	Appeal	Fee

MASTER FEES AND CHARGES SCHEDULE

DEPARTMENT: DEVELOPMENT SERVICES				
Fee Name	Description	Fee	Per	Type
CERTIFICATE OF APPROPRIATENESS (COA)				
COA: Signs, Utilities, and Other Minor Exterior Features	Review of a Certificate of Appropriateness for signs, utilities, and other minor exterior features for compliance with City codes and standards	78.00	Application	Fee
COA Pre-application Review Fee	Pre-application review fee for a Certificate of Appropriateness (COA). The cost of this fee will be credited to the COA when an application is submitted.	500.00	Application	Fee
COA: Windows, Doors, and Other Exterior Materials (Single Family and up to 4 DU's)	Review of a Certificate of Appropriateness for windows and doors for single family residences and multi-family residences up to four dwelling units for compliance with City codes and standards	500.00	Application	Fee
COA: Accessory Structures	Certificate of Appropriateness for Accessory Structures, including but not limited to: garages and work/storage sheds	690.00	Application	Fee
COA: Windows & Doors (Multiple Family and Non-Residential)	Review of a Certificate of Appropriateness for windows and doors for multi-family residences over four dwelling units commercial buildings for compliance with City codes and standards.	880.00	Application	Fee
COA: Staff Review (<250 sq ft)	Staff review of a Certificate of Appropriateness for construction of less than 250 square feet for compliance with City codes and standards	1,240.00	Application	Fee
COA: Cultural Heritage Committee (CHC) Review (>250 sq ft or Visible) for Accessory Dwelling Units	Cultural Heritage Committee review of a Certificate of Appropriateness for construction of more than 250 square feet or visible from street for compliance with City codes and standards	1,240.00	Application	Fee
COA Demolition	Review of a Certificate of Appropriateness for demolition work for compliance with City codes and standards	7,070.00	Application	Fee
COA Time Extension	Review of a Certificate of Appropriateness for a time extension for compliance with City codes and standards	470.00	Application	Fee
COA Time Extension, each subsequent	Each subsequent time extension of COA	680.00	Application	Fee
COA Minor Revision	Review of a Certificate of Appropriateness for a minor revision for compliance with City codes and standards	50% of the original fee, but no less than \$70.	Request	Fee
COA Major Revision	Review of a Certificate of Appropriateness for a major revision for compliance with City codes and standards	50% of the original fee, but no less than \$90	Application	Fee

MASTER FEES AND CHARGES SCHEDULE

DEPARTMENT: DEVELOPMENT SERVICES				
Fee Name	Description	Fee	Per	Type
CERTIFICATE OF APPROPRIATENESS (COA)				
Unauthorized Work Without COA	Work done to a historic site, without approved COA	Twice the cost of the original COA fee.	Violation	Penalty
COA Appeal of Staff Decision to CHC by Applicant	Appeal of a Certificate of Appropriateness staff decision to the Cultural Heritage Committee	1,500.00	Appeal	Fee
MILLS ACT				
Landmark Recision	Review of a proposed recision to an existing landmark designation for compliance with State codes and standards	13,760.00	Application	Fee
Mills Act Inspection -Non-Compliance Properties	Inspection of a Mills Act historic building for compliance with State codes and standards	1,000.00	Site	Fee
Landmark Amendment	Review of a proposed amendment to an existing landmark designation for compliance with State codes and standards	2,500.00	Application	Fee
Mills Act Pre-Application	Review of a pre-application for a Mills Act historic building application	220.00	Application	Fee
Mills Act Application	Review of a Mills Act historic building application for compliance with State codes and standards	2,500.00	Application	Fee
Mills Act/Landmark Combo	Combined processing of Mills Act and Historic Landmark Designation Applications	100% of the largest fee and 50% of other fees	Application	Fee
Mills Act Inspection Fee - Compliant Properties	Annual inspection of a Mills Act property - Compliant Properties	No charge	Site	Fee
Landmark Designation	Review of a landmark designation for compliance with State codes and standards	1,410.00	Application	Fee
OTHER HISTORIC PRESERVATION FEES				
Appeal of CHC Decision to Planning Commission by Applicant	Appeal of a Cultural Heritage Committee decision to the Planning Commission	5,675.00	Appeal	Fee
Appeal of CHC Decision to Planning Commission by Third Party	Appeal of a Cultural Heritage Committee decision to the Planning Commission	1,000.00	Appeal	Fee
Appeal of CHC Decision of a 100% Affordable Housing Project	Appeal of a Cultural Heritage Committee decision of a 100% Affordable Housing Project	\$5,675.00	Appeal	Fee

MASTER FEES AND CHARGES SCHEDULE

DEPARTMENT: DEVELOPMENT SERVICES				
Fee Name	Description	Fee	Per	Type
OTHER HISTORIC PRESERVATION FEES				
Historic District Request	Review of a request for a new historic district for compliance with State codes and standards	Actual Consultant cost plus 50% for administration/ review	Application	Fee
CHC Continuance	Processing an applicant-requested continuance to a date uncertain for a Cultural Heritage Committee hearing	821.00	Application	Fee
MAILED PUBLIC HEARING NOTICING FEES				
Mailed Notice for Public Hearing -- 300' Radius	Mailed notices pursuant to Long Beach Municipal Code Section 21.21.302(B)(4)	\$410.00	Notice	Fee
Mailed Notice for Public Hearing -- 500' Radius	Mailed notices pursuant to Long Beach Municipal Code Section 21.21.302(B)(4)	\$645.00	Notice	Fee
Mailed Notice for Public Hearing -- 750' or greater radius	Mailed notices pursuant to Long Beach Municipal Code Section 21.21.302(B)(4)	\$950.00	Notice	Fee
BUILDING				
LOW IMPACT DEVELOPMENT FEES				
Offsite Runoff Mitigation Fee	Project that does not demonstrate compliance with LID standards shall pay a fee to the city to construct or apply towards the construction of an offsite mitigation project.	\$3 per square foot	square foot	Fee
PLAN CHECK FEES				
BUILDING PLAN CHECK				
Standard Plan Check	75% of Building Permit fee, but not less than \$105.	75% of Building Permit fee, but not less than \$105.	Plan Check	Fee
Additional Building Plan Check for National Pollutant Discharge Elimination System (NPDES)	75% of NPDES permit fee	75% of NPDES permit fee	Plan check	Fee
Additional Building Plan Check for Flood Regulation	Plan review for all construction or work required to comply with the Flood regulations.	190.00	Plan Check	Fee
Additional Building Plan Check for Title 24 Accessibility	10% of the Building Plan Check fee	10% of the Building Plan Check fee	Plan check	Fee
Additional Building Plan Check for Title 24 Energy	10% of the Building Plan Check fee	10% of the Building Plan Check fee	Plan check	Fee

MASTER FEES AND CHARGES SCHEDULE

DEPARTMENT: DEVELOPMENT SERVICES				
Fee Name	Description	Fee	Per	Type
PLAN CHECK FEES				
Additional Plan Check for Geologic/Soils Report Review	115% of consultant costs billed to the City or \$265 per hour if reviewed by City staff	115% of consultant costs billed to the City or \$265 per hour if reviewed by City staff	Report	Fee
Combination Plan Check	75% of Building Permit fee, but not less than \$105	75% of Building Permit fee, but not less than \$105.	Plan Check	Fee
Monument/Pole Sign Plan Check	Plan check for a monument or pole sign	235.00	Plan	Fee
Grading Plan Check	75% of Grading Permit fee	75% of Grading Permit fee	Plan check	Fee
Sign Plan Check	\$115 plus 100% of Zoning Sign Permit fee.	\$115 plus 100% of Zoning fee.	Plan	Fee
Combination Sign Plan Check	75% of Sign Permit fees, but not less than \$100 plus 100% of Zoning Sign Permit fee.	75% of Sign Permit fees, but not less than \$100 plus 100% of Zoning Sign Permit fee.	Sign Permit Plan Check	Fee
ELECTRICAL PLAN CHECK				
Additional Electrical Plan Check for Title 24 Energy	Additional electrical plan check for Title 24 Energy	\$0.0224 per square foot, but not less than \$100	Plan Check	Fee
Electrical Plan Check Minimum Fee	Plan review of electrical work	100% of the Electrical Permit fee, but not less than \$200	Plan Check	Fee
FIRE PLAN CHECK				
Fire Sprinkler Plan Review: 251-500 Heads	Plan review of fire sprinkler systems for compliance with State Fire Codes	1,575.00	Plan	Fee
Fire Sprinkler Plan Review: 501-1,000 Heads	Plan review of fire sprinkler systems for compliance with State Fire Codes	2,025.00	Plan	Fee
Fire Sprinkler Plan Review: 1,000+ Heads	Plan review of fire sprinkler systems for compliance with State Fire Codes	3,375.00	Plan	Fee
Fire Standpipe Plan Review - Standalone	Plan review of fire standpipe systems for compliance with State Fire Codes	\$675 per Standpipe	Standpipe	Fee

MASTER FEES AND CHARGES SCHEDULE

DEPARTMENT: DEVELOPMENT SERVICES				
Fee Name	Description	Fee	Per	Type
PLAN CHECK FEES				
Underground Piping Plan Review with a Sprinkler System Plan	Plan review of fire sprinkler underground piping systems for compliance with State Fire Codes	450.00	Plan	Fee
Underground Piping Plan Review - Standalone	Plan review of fire sprinkler underground piping systems for compliance with State Fire Codes	675.00	Plan	Fee
Fire Alarm Plan Review: 11-50 Devices	Plan review of fire alarm systems for compliance with State Fire Codes	900.00	Plan	Fee
Fire Alarm Plan Review: 51-200 Devices	Plan review of fire alarm systems for compliance with State Fire Codes	1,575.00	Plan	Fee
Fire Alarm Plan Review: 201-500 Devices	Plan review of fire alarm systems for compliance with State Fire Codes	2,250.00	Plan	Fee
Fire Alarm Plan Review: 500+ Devices	Plan review of fire alarm systems for compliance with State Fire Codes	3,600.00	Plan	Fee
Fire Life Safety Plan Review (Project Valuation: \$2,001-\$20,000)	Fire life safety plan review of new and tenant improvement construction for compliance with State Fire Codes	\$100 plus \$13.89 per each add'l \$1,000 over \$2,000	Plan	Fee
Fire Life Safety Plan Review (Project Valuation: \$20,001-\$50,000)	Fire life safety plan review of new and tenant improvement construction for compliance with State Fire Codes	\$350 plus \$7.90 per each add'l \$1,000 over \$20,000	Plan	Fee
Fire Life Safety Plan Review (Project Valuation: \$50,001-\$100,000)	Fire life safety plan review of new and tenant improvement construction for compliance with State Fire Codes	\$587 plus \$3.12 per each add'l \$1,000 over \$50,000	Plan	Fee
Fire Life Safety Plan Review (Project Valuation: \$100,001-\$500,000)	Fire life safety plan review of new and tenant improvement construction for compliance with State Fire Codes	\$743 plus \$2.25 per each add'l \$1,000 over \$100,000	Plan	Fee
Fire Life Safety Plan Review (Project Valuation: \$500,001-\$1,000,000)	Fire life safety plan review of new and tenant improvement construction for compliance with State Fire Codes	\$1,643 plus \$3.28 per each add'l \$1,000 over \$500,000	Plan	Fee
Fire Life Safety Plan Review (Project Valuation: \$1,000,001+)	Fire life safety plan review of new and tenant improvement construction for compliance with State Fire Codes	\$3,285 plus \$1.64 per each add'l \$1,000 over \$1,000,000	Plan	Fee
Fire Pump Plan Review - Standalone	Plan review of fire sprinkler pumps for compliance with State Fire Codes	675.00	Plan	Fee
Fire Hood System Plan Review	Plan review of fire hood systems for compliance with State Fire Codes	450.00 per Hood	Hood	Fee

MASTER FEES AND CHARGES SCHEDULE

DEPARTMENT: DEVELOPMENT SERVICES				
Fee Name	Description	Fee	Per	Type
PLAN CHECK FEES				
Fire Life Safety Plan Review (Project Valuation: \$0-\$2,000)	Fire life safety plan review of new and tenant improvement construction for compliance with State Fire Codes	100.00	Plan	Fee
Fire Sprinkler Review: 51-250 Heads	Plan review of fire sprinkler systems for compliance with State Fire Codes	1,350.00	Plan	Fee
Fire Sprinkler Plan Review: 1-50 Heads	Plan review of fire sprinkler systems for compliance with State Fire Codes	790.00	Plan	Fee
Fire Standpipe Plan Review with a Sprinkler System Plan	Plan review of fire standpipe systems for compliance with State Fire Codes	\$225 per Standpipe	Standpipe	Fee
Fire Pump Plan Review with a Sprinkler System Plan	Plan review of fire sprinkler pumps for compliance with State Fire Codes	450.00	Plan	Fee
Fire Alarm Plan Review: 1-10 Devices	Plan review of fire alarm systems for compliance with State Fire Codes	790.00	Plan	Fee
Fire Suppression System Plan Review	Plan review of fire suppression systems for compliance with State Fire Codes	1,125.00	Plan	Fee
Fire Department Emergency Access and Building Emergency Egress Plan Check	Fire Department Emergency Access and Building Emergency Egress Plan Check	85% of Permit fee	Application	Fee
High Piled Storage Plan Check	High Piled Storage Plan Check	85% of Permit fee	Application	Fee
Hazardous Materials Plan Check, when not in "H" Occupancies.	Hazardous Materials Plan Check, when not in "H" Occupancies.	85% of Permit fee	Application	Fee
Flammable Liquids and Other Hazardous Materials Storage, Handling and Mixing Rooms or Buildings Classified as H-1 or H-2 Occupancies Plan Check	Engineers/Contractors/Owners pay for the Plan Check of fire and life safety compliance.	85% of Permit fee	Application	Fee
Gases and Liquefied Gas Systems - 120 to 6,000 cubic feet capacity Plan Check	Engineers/Contractors/Owners pay for the review of plans for fire and life safety compliance.	85% of Permit fee	Application	Fee
Gases and Liquefied Gas Systems - 6,001 to 12,000 cubic feet capacity Plan Check	Engineers/Contractors/Owners pay for the review of plans for fire and life safety compliance.	85% of Permit fee	Application	Fee
Gases and Liquefied Gas Systems - over 12,000 cubic feet capacity Plan Check	Engineers/Contractors/Owners pay for the review of plans for fire and life safety compliance.	85% of Permit fee	Application	Fee

MASTER FEES AND CHARGES SCHEDULE

DEPARTMENT: DEVELOPMENT SERVICES				
Fee Name	Description	Fee	Per	Type
PLAN CHECK FEES				
PLUMBING PLAN CHECK				
Plumbing Plan Check	Plan review of plumbing work	100% of the Plumbing Permit fee, but not less than \$200.	Plan Check	Fee
Potable water systems where the building supply is 1 1/2 inches through 2 inches	In addition to the plumbing plan check minimum fee, any of the following work below will require additional plan check fee:	52.00	Each	Fee
Potable water systems where the building supply is 2 1/2 inches through 4 inches	In addition to the plumbing plan check minimum fee, any of the following work below will require additional plan check fee:	71.00	Each	Fee
Potable water systems where the building supply is 5 inches and over	In addition to the plumbing plan check minimum fee, any of the following work below will require additional plan check fee:	120.00	Each	Fee
Fuel gas (piping system) 2 inches	In addition to the plumbing plan check minimum fee, any of the following work below will require additional plan check fee:	32.00	Each	Fee
Fuel gas (piping system) 2 1/2 inches through 4 inches	In addition to the plumbing plan check minimum fee, any of the following work below will require additional plan check fee:	71.00	Each	Fee
Fuel gas (piping system) 5 inches and over	In addition to the plumbing plan check minimum fee, any of the following work below will require additional plan check fee:	122.00	Each	Fee
Combination waste and vent systems, each system	In addition to the plumbing plan check minimum fee, any of the following work below will require additional plan check fee:	62.00	Each	Fee
Sumps (automatic sewage ejectors): each system	In addition to the plumbing plan check minimum fee, any of the following work below will require additional plan check fee:	62.00	Each	Fee
Industrial liquid waste and waste water systems as defined in sections 15.04.160 and 15.04.340 of the Municipal Code	In addition to the plumbing plan check minimum fee, any of the following work below will require additional plan check fee:	62.00	Each	Fee
Wet standpipe systems supplied from the potable building water piping	In addition to the plumbing plan check minimum fee, any of the following work below will require additional plan check fee:	81.00	Each	Fee
Medium Pressure Gas Piping Systems: Per Building	In addition to the plumbing plan check minimum fee, any of the following work below will require additional plan check fee:	62.00	Each	Fee

MASTER FEES AND CHARGES SCHEDULE

DEPARTMENT: DEVELOPMENT SERVICES				
Fee Name	Description	Fee	Per	Type
PLAN CHECK FEES				
Medium Pressure Gas: Yard Piping Only	In addition to the plumbing plan check minimum fee, any of the following work below will require additional plan check fee:	62.00	Each	Fee
For fixtures required to comply with California state regulations for disabled access	In addition to the plumbing plan check, any of the following work below will require additional plan check fee:	\$10 per fixture, but not less than \$100	Fixture	Fee
MECHANICAL PLAN CHECK				
Mechanical Plan Check Minimum Fee	Plan review of mechanical work	100% of the Mechanical Permit fee, but not less than \$200	Plan Check	Fee
Additional Mechanical Plan Check for Title 24 Energy	For any installation required to comply with the rules and regulations of the California state energy resources conservation and development commission	\$0.05816 per square foot, but not less than \$100	Plan Check	Fee
OTHER PLAN CHECK				
Expedited Plan Check	Plan check reviewed in half the time of Standard service - cutting the plan check turnaround time by 50%.	Double the Standard Plan Check fee or the Standard Plan Check fee plus \$244,000, whichever is less.	Plan Check	Fee
Miscellaneous Plan Check	Plan review not otherwise classified	\$255 per hour	Plan Check	Fee
Plan Rechecking	Plans that have been checked and are subsequently so revised as to necessitate rechecking	50% of the Building Permit fee, but not less than \$265	Plan Check	Fee
Cannabis Consultation	Pre-plan check consultation to assist applicant with providing application materials	255.00	Application	Fee
PERMIT FEES				
Monument/Pole Sign Permit	Permit fee for monument or pole sign	100% of Building Permit fee	Permit	Fee
Strong-Motion Instrumentation & Seismic Hazard Mapping Fee (1 to 3 Story Residential)	State mandated fee applied to each Building Permit application. Fee amount is based on valuation.	\$0.13 per each \$1,000 of valuation or fraction thereof with a minimum of \$0.50	Application	Fee

MASTER FEES AND CHARGES SCHEDULE

DEPARTMENT: DEVELOPMENT SERVICES				
Fee Name	Description	Fee	Per	Type
PERMIT FEES				
Strong-Motion Instrumentation & Seismic Hazard Mapping Fee (Over 3 Story Residential and all Commercial)	State mandated fee applied to each Building Permit application. Fee amount is based on valuation.	\$0.28 per each \$1,000 of valuation or fraction thereof with a minimum of \$0.50	Application	Fee
Green Building Standards Fee	State mandated fee applied to each Building Permit application. Fee amount determined by valuation.	\$1 for every \$25,000 of valuation with appropriate fractions thereof, but not less than \$1	Application	Fee
Building Permit (up to \$500)	For total construction valuation up to \$500	84.00	Permit	Fee
Building Permit (\$501 to \$2,000)	For total construction valuation between \$501 to \$2,000	\$84 for the first \$500 plus \$2.68 for each additional \$100 or fraction thereof to and including \$2,000	Permit	Fee
Building Permit (\$2,001 to \$20,000)	For total construction valuation between \$2001 to \$20,000	\$124.20 for the first \$2,000 plus \$13.54 for each additional \$1,000 or fraction thereof to and including \$20,000	Permit	Fee
Building Permit (\$20,001 to \$50,000)	For total construction valuation between \$20,001 to \$50,000	\$367.92 for the first \$20,000 plus \$9.59 for each additional \$1,000 or fraction thereof to and including \$50,000	Permit	Fee

MASTER FEES AND CHARGES SCHEDULE

DEPARTMENT: DEVELOPMENT SERVICES				
Fee Name	Description	Fee	Per	Type
PERMIT FEES				
Building Permit (\$50,001 to \$100,000)	For total construction valuation between \$50,001 to \$100,000	\$655.62 for the first \$50,000 plus \$7.97 for each additional \$1,000 or fraction thereof to and including \$100,000	Permit	Fee
Building Permit (\$100,001 to \$1,000,000)	For total construction valuation \$100,001 to \$1,000,000	\$1,054.12 for the first \$100,000 plus \$4.86 for each additional \$1,000 or fraction thereof to and including \$1,000,000	Permit	Fee
Building Permit (\$1,000,001 and up)	For total construction valuation \$1,000,001 and up	\$5,428 for the first \$1,000,000 plus \$4.86 for each additional \$1,000 or fraction thereof	Permit	Fee
Combination Building Permit	Permit fee for building or structure of a Group R, Division 3 or Group U-1 occupancy, or additions or alterations thereto, which includes all building, electrical, plumbing, heating, ventilating, and air conditioning work	150% of Building Permit fee, but not less than \$140	Permit	Fee
Additional Building Permit for National Pollutant Discharge Elimination System (NPDES)	Permit fee for projects regulated under chapter 18.95 of this code	\$1.73 for each \$1,000, or fraction thereof, of construction valuation	Permit	Fee
Additional Building Permit for Title 24 Accessibility	Permit fee for all construction or work required to comply with Title 24, Part 2, of the CCR, Section 101.17, et seq., the state's disabled access and adaptability requirements	10% of the Building Permit fee	Permit	Fee
Grading Permit (50 cy or less)	For 50 cubic yards or less	84.00	Permit	Fee
Grading Permit (51 cy to 100 cy)	For 51 to 100 cubic yards	168.00	Permit	Fee

MASTER FEES AND CHARGES SCHEDULE

DEPARTMENT: DEVELOPMENT SERVICES				
Fee Name	Description	Fee	Per	Type
PERMIT FEES				
Grading Permit (101 cy to 1,000 cy)	For 101 to 1,000 cubic yards	\$168.00 for the first 100 cubic yards, plus \$52 for each additional 100 cubic yards or fraction thereof	Permit	Fee
Grading Permit (1,001 cy to 10,000 cy)	For 1,001 to 10,000 cubic yards	\$636 for the first 1,000 cubic yards, plus \$100 for each additional 1,000 cubic yards or fraction thereof	Permit	Fee
Grading Permit (10,001 cy to 100,000 cy)	For 10,001 to 100,000 cubic yards	\$1,536 for the first 10,000 cubic yards, plus \$205 for each additional 10,000 cubic yards or fraction thereof	Permit	Fee
Grading Permit (100,001 cy or more)	For 100,001 cubic yards or more	\$3,381 for the first 100,000 cubic yards, plus \$54 for each additional 10,000 cubic yards or fraction thereof	Permit	Fee
Sign Permit	Permit fee for sign and sign support structure	100% of Building Permit fee	Permit	Fee
Combination Sign Permit	Permit fee for sign and sign support structure which include circuits or electrical components	125% of the Sign Permit fee	Permit	Fee
Expired Permit	Renewing an expired permit	50% of a new Permit fee, but not less than \$92	Permit	Fee
Structural Observation Report Verification	Verify that all structural observation reports have been received prior to the issuance of a certificate of occupancy	\$127 to verify that all reports have been received	Permit	Fee
MOVING BUILDING PERMIT FEE				

MASTER FEES AND CHARGES SCHEDULE

DEPARTMENT: DEVELOPMENT SERVICES				
Fee Name	Description	Fee	Per	Type
PERMIT FEES				
Structure or house (to within)	Moving building or structure within the city	\$1,745 posting and examination and \$312 permit fee	Permit	Fee
Structure or house (through or to without)	Moving building or structure through or to without the city	\$314 permit fee	Permit	Fee
FIRE PERMIT FEES				
Fire Hood System Inspection	Inspection of the installation of fire hood systems for compliance with State Fire Codes	\$705 per Hood	Hood	Fee
Fire Pump Inspection - Standalone	Inspection of the installation of fire sprinkler pumps for compliance with State Fire Codes	940.00	Permit	Fee
Fire Alarm Inspection: 11-50 Devices	Inspection of the installation of fire alarm systems for compliance with State Fire Codes	1,175.00	Permit	Fee
Fire Alarm Inspection: 51-200 Devices	Inspection of the installation of fire alarm systems for compliance with State Fire Codes	1,955.00	Permit	Fee
Fire Alarm Inspection: 201-500 Devices	Inspection of the installation of fire alarm systems for compliance with State Fire Codes	2,660.00	Permit	Fee
Fire Alarm Inspection: 500+ Devices	Inspection of the installation of fire alarm systems for compliance with State Fire Codes	3,440.00	Permit	Fee
Fire Standpipe Inspection - Standalone	Inspection of the installation of fire standpipe systems for compliance with State Fire Codes	\$1,410 per Standpipe	Standpipe	Fee
Fire Sprinkler Inspection: 251-500 Heads	Inspection of the installation of fire sprinkler systems for compliance with State Fire Codes	1,565.00	Permit	Fee
Fire Sprinkler Inspection: 501-1,000 Heads	Inspection of the installation of fire sprinkler systems for compliance with State Fire Codes	2,190.00	Permit	Fee
Fire Sprinkler Inspection: 1000+ Heads	Inspection of the installation of fire sprinkler systems for compliance with State Fire Codes	2,970.00	Permit	Fee
Fire Life Safety Inspection (Project Valuation: \$0-\$2,000)	Fire life safety inspection of construction for compliance with State Fire Codes	100.00	Permit	Fee
Fire Life Safety Inspection (Project Valuation: \$2,001-\$20,000)	Fire life safety inspection of construction for compliance with State Fire Codes	\$100 plus \$7.50 per each add'l \$1,000 over \$2,000	Permit	Fee
Fire Life Safety Inspection (Project Valuation: \$20,001-\$50,000)	Fire life safety inspection of construction for compliance with State Fire Codes	\$235 plus \$8.17 per each add'l \$1,000 over \$20,000	Permit	Fee
Fire Life Safety Inspection (Project Valuation: \$50,001-\$100,000)	Fire life safety inspection of construction for compliance with State Fire Codes	\$480 plus \$5.26 per each add'l \$1,000 over \$50,000	Permit	Fee

MASTER FEES AND CHARGES SCHEDULE

DEPARTMENT: DEVELOPMENT SERVICES				
Fee Name	Description	Fee	Per	Type
PERMIT FEES				
Fire Life Safety Inspection (Project Valuation: \$100,001-\$500,000)	Fire life safety inspection of construction for compliance with State Fire Codes	\$743 plus \$2.25 per each add'l \$1,000 over \$100,000	Permit	Fee
Fire Life Safety Inspection (Project Valuation: \$500,001+)	Fire life safety inspection of construction for compliance with State Fire Codes	\$1,642 plus \$3.29 per each add'l \$1,000 over \$500,000	Permit	Fee
Fire Sprinkler Inspection: 51-250 Heads	Inspection of the installation of fire sprinkler systems for compliance with State Fire Codes	1,175.00	Permit	Fee
Fire Sprinkler Inspection: 1-50 Heads	Inspection of the installation of fire sprinkler systems for compliance with State Fire Codes	780.00	Permit	Fee
Underground Piping Inspection	Inspection of the installation of fire sprinkler underground piping systems for compliance with State Fire Codes	940.00	Permit	Fee
Fire Standpipe Inspection with a Sprinkler System Permit	Inspection of the installation of fire standpipe systems for compliance with State Fire Codes	\$1,250 per Standpipe	Standpipe	Fee
Fire Pumps Inspection with a Sprinkler System Plan	Inspection of the installation of fire sprinkler pumps for compliance with State Fire Codes	1,095.00	Permit	Fee
Fire Alarm Inspection: 1-10 Devices	Inspection of the installation of fire alarm systems for compliance with State Fire Codes	780.00	Permit	Fee
Fire Suppression System Inspection	Inspection of the installation of fire suppression systems for compliance with State Fire Codes	940.00	Permit	Fee
Fire Department Emergency Access and Building Emergency Egress Permit	Fire Department Emergency Access and Building Emergency Egress Permit	\$346.00	Application	Fee
High Piled Storage Inspection	High Piled Storage Inspection	\$310.00	Application	Fee
Hazardous Materials Inspection, when not in "H" Occupancies.	Hazardous Materials Inspection, when not in "H" Occupancies.	\$414.00	Application	Fee
Flammable Liquids and Other Hazardous Materials Storage, Handling and Mixing Rooms or Buildings Classified as H-1 or H-2 Occupancies Permit	Engineers/Contractors/Owners pay for the inspection of fire and life safety compliance.	\$414.00	Application	Fee
Gases and Liquefied Gas Systems - 120 to 6,000 cubic feet capacity Permit	Engineers/Contractors/Owners pay for the inspection of fire and life safety compliance.	282.00	Application	Fee
Gases and Liquefied Gas Systems - 6,001 to 12,000 cubic feet capacity Permit	Engineers/Contractors/Owners pay for the inspection of fire and life safety compliance.	301.00	Application	Fee

MASTER FEES AND CHARGES SCHEDULE

DEPARTMENT: DEVELOPMENT SERVICES				
Fee Name	Description	Fee	Per	Type
PERMIT FEES				
Gases and Liquefied Gas Systems - over 12,000 cubic feet capacity Permit	Engineers/Contractors/Owners pay for the inspection of fire and life safety compliance.	\$358.00	Application	Fee
SPECIAL SERVICES AND INSPECTION FEES				
Construction & Demolition Debris Recycling Administrative Fee-Commercial/Industrial	Processing of Construction and Demolition Debris Recycling application	415.00	Application	Fee
Oil or Gas Well Re-Abandonment	Request for an inspection of oil or gas well re-abandonment	\$1,565 per inspection to re-abandon an oil or gas well	Inspection	Fee
Underground Gas Membrane Inspection-Single Family Residential	Inspection of the installation of an underground gas membrane for compliance with City codes and standards	485.00	Permit	Fee
Underground Gas Membrane Inspection-Multi Family/Commercial Category I	Inspection of the installation of an underground gas membrane for compliance with City codes and standards	1,835.00	Permit	Fee
Aboveground Gas Venting Inspection	Inspection of the installation of a new gas venting system for compliance with City codes and standards	\$215 per permit plus \$160 per vent	Permit	Fee
Final Mitigation System Inspection	Final inspection of the installation of an oil or gas mitigation system for compliance with City codes and standards	595.00	Permit	Fee
Methane Near Construction Inspection	Inspection of construction near existing methane for compliance with City codes and standards	1,350.00	Permit	Fee
Well Head Inspection	Inspection with the oil operator and CalGEM to witness a leak test and inspection of a well head following welding	\$700	Inspection	Fee
Vent Cone Inspection	Inspection to verify the vent cone is approved and set over the well head, rock is backfilled inside the void of the cone and proper sealant and glues are used	700.00	Inspection	Fee
Combined Well Head & Vent Cone Inspection	Inspection of well head and vent cone.	1,240.00	Inspection	Fee
Deputy Examination, Additional	Review, testing, and certification of deputy inspectors to allow them to inspect a private development	70.00	Review	Fee
Deputy Re-Inspection	Review, testing, and certification of deputy inspectors to allow them to inspect a private development	\$110 per each re-inspection	Review	Fee

MASTER FEES AND CHARGES SCHEDULE

DEPARTMENT: DEVELOPMENT SERVICES				
Fee Name	Description	Fee	Per	Type
SPECIAL SERVICES AND INSPECTION FEES				
Off-Hour Inspections	At the discretion of the Building Official, off-hour inspection may be provided.	\$300 per hour or a fraction thereof	Inspection	Fee
Special Inspection Fee	To conduct special inspections	\$215 per hour or fraction thereof for each individual inspection that occurs	Inspection	Fee
Business License - Building Permit Review	Review that proposed usage is in conformance with the permitted occupancy and use.	25.00	Review	Fee
Condominium Conversion Inspection Fee	To conduct condominium conversion inspection	\$390 in addition to \$9 per converted unit	Inspection	Fee
Construction & Demolition Debris Recycling Administrative Fee-Residential	Processing of Construction and Demolition Debris Recycling application	210.00	Application	Fee
Construction & Demolition Debris Recycling Performance Security Deposit	Deposit for Construction and Demolition Debris Recycling program	3% of total project valuation, with a minimum fee not less than \$1,605 and a maximum fee of \$53,425	Application	Fee
Deputy Examination	Application for deputy examination	Any person desiring to be a registered inspector shall make application and pay \$430	Application	Fee
Deputy Certification	Deputy Certification	Included in Examination Fee	Certification	Fee
Deputy Certification Renewal	Renewal for Deputy Examination and Certification	\$320 Renewal Fee	Certification	Fee
Deputy Inspector Supervision	Supervision per each individual deputy inspector required on a project	\$110 for each trade, to be paid at permit issuance	Trade	Fee

MASTER FEES AND CHARGES SCHEDULE

DEPARTMENT: DEVELOPMENT SERVICES				
Fee Name	Description	Fee	Per	Type
SPECIAL SERVICES AND INSPECTION FEES				
Re-inspection Fee	Request for re-inspection	\$110 each re-inspection to be paid before any additional inspection will occur	Penalty	Penalty
Change of Address Request	Request for a change of address	260.00	Request	Fee
Change of Contractor	Request for a change of contractor	46.60	Application	Fee
Oil and Gas Records Search	Request for oil and gas search	\$55 for each lot or parcel in an oil zone	Lot or Parcel	Fee
Oil or Gas Well Abandonment	Request for inspection of oil or gas well abandonment	\$1,135 per inspection required to abandon an oil or gas well	Well Inspection	Fee
Oil Well Drilling and Redrilling	Permit to drill a well	380.00	Well	Fee
Oil Well Permit (Annual)	Annual permit to operate and maintain a well	\$380 per first well site plus \$72 for each additional well on the same site	Well	Fee
Oil Well Delinquency Penalty	Penalty for fees not paid within thirty days from the time it becomes due and payable	25% of the fee due	Permit	Penalty
Oil Well Appeal	Appeals to the Planning Commission or City Council	See Appeal Fees	Appeal	Fee
Oil Well Exemption	Exemptions from idle well provision	330.00	Exemption	Fee
Work without a Permit	Penalty fee for work without a permit	In addition to the permit fee, 100% of permit fee, but not less than \$375 for Investigation Fee	Permit	Penalty
Temporary Certificate of Occupancy	Request of temporary occupancy	\$40 for each \$100,000 of valuation or fraction thereof with a minimum of \$300	Application	Fee

MASTER FEES AND CHARGES SCHEDULE

DEPARTMENT: DEVELOPMENT SERVICES				
Fee Name	Description	Fee	Per	Type
SPECIAL SERVICES AND INSPECTION FEES				
Renewal of Temporary Certificate of Occupancy	Request to renew temporary occupancy	50% of the initial fee with a minimum of \$160	Application	Fee
Temporary Utility Releases - Gas	Request for temporary utility release for gas	\$17 per request, but not less than \$92.	Service	Fee
Temporary Utility Releases - Electric	Request for temporary utility release for electric	\$17 per request, but not less than \$92.	Service Connection	Fee
Code Modifications/Alternate Methods and Materials	Request for Code Modifications or Alternate Methods and Materials	\$330 per hour or fraction thereof per request	Application	Fee
Appeal to Board of Examiners, Appeals and Condemnation	Appeal of Building Official Determination to Board of Examiners, Appeals and Condemnation (BEAC) or appeal to the BEAC acting as the Disabled Access Appeals Board	\$320 per hour or fraction thereof per request, but not less than \$640	Appeal	Fee
Refund Processing Fee	Fee to pay for expenses incurred by the City in connection with a refund	20% of the refundable fees paid	Refund	Fee
Internet Transaction Account	Fee to establish or re-establish an internet transaction account	35.00	Each	Fee
Water Efficiency Landscape Permit (MWELo) - Building - Residential	Building inspection for water efficiency landscape compliance for residential projects	95.00	Application	Fee
Water Efficiency Landscape Permit (MWELo) - Building - Commercial	Building inspection for water efficiency landscape compliance for commercial projects	115.00	Application	Fee
MECHANICAL PERMITS				
Mechanical Permit	For mechanical permits, a minimum fee will be charged	91.00	Permit	Fee
Installation or relocation of each fuel burning heating appliance	For the installation or relocation of each fuel burning heating appliance FAU, wall heater floor furnace	12.25	Fixture	Fee
Free Standing Fireplace	For each wood burning fire place or freestanding fire place stove	12.25	Fixture	Fee

MASTER FEES AND CHARGES SCHEDULE

DEPARTMENT: DEVELOPMENT SERVICES				
Fee Name	Description	Fee	Per	Type
MECHANICAL PERMITS				
Appliance vent/Metal Chimney	For the installation of each appliance vent or metal chimney regulated by the Uniform Mechanical Code	7.50	Fixture	Fee
Air inlet or outlet	For each air inlet or outlet served by any heating, cooling, or ventilation system	3.75	Fixture	Fee
Fire or smoke damper	For each fire or smoke damper	12.25	Fixture	Fee
Smoke detector	For each smoke detector	7.50	Fixture	Fee
Comfort cooling compressor 25 horsepower	For each comfort-cooling compressor of 25 horsepower rating or less	14.25	Fixture	Fee
Comfort cooling compressor 26-50 horsepower	For each comfort-cooling compressor of 26 to 50 horsepower rating	26.50	Fixture	Fee
Comfort cooling compressor over 50 horsepower	For each comfort cooling compressor over 50 horsepower	57.00	Fixture	Fee
Absorption Unit	For each absorption unit	31.25	Fixture	Fee
Evaporative Unit	For each evaporative cooler	15.00	Fixture	Fee
Air Handler or Fan Coil	For each air handler or fan coil used in conjunction with a comfort heating or cooling system or a refrigeration system	20.75	Fixture	Fee
Cooling tower	For each cooling tower	16.00	for each appliance or piece of equipment for which no other fee is listed	Fee
Commercial cooking hood	For each hood that serves a commercial cooking system or an industrial ventilation system	31.25	Fixture	Fee
Commercial cooking ventilation system	For each ventilation system, which serves a commercial cooking hood	26.50	Fixture	Fee
Chapter 5 Ventilation System	For each product conveying ventilation system regulated by chapter 5 of the Uniform Mechanical Code	38.75	Fixture	Fee
Environmental Air Duct	For each environmental air duct (bathroom, dryer, kitchen fans)	7.50	Fixture	Fee
Refrigeration Compressor 25 horsepower or less	For each refrigeration compressor of 25 horsepower or less	31.25	Fixture	Fee
Refrigeration Compressor 26-50 horsepower or less	For each refrigeration compressor of 26 to 50 horsepower	54.00	Fixture	Fee

MASTER FEES AND CHARGES SCHEDULE

DEPARTMENT: DEVELOPMENT SERVICES				
Fee Name	Description	Fee	Per	Type
MECHANICAL PERMITS				
Refrigeration Compressor over 50 horsepower	For each refrigeration compressor over 50 horsepower	100.00	Fixture	Fee
Boiler - under 1,000,000 BTU	For each boiler under 1,000,000 BTU input rating	38.75	Fixture	Fee
Boiler - over 1,000,000 BTU	For each boiler 1,000,000 BTU input rating and over	62.00	Fixture	Fee
Water piping system	For each chilled water, hot water or condenser water piping system	16.00	appliance/piece of equipment for no other fee listed	Fee
Alteration/addition system	For the alteration of/or addition to each comfort heating, comfort cooling refrigeration, ventilation, evaporative cooling, or duct system	18.00	Fixture	Fee
Other appliance/piece of equipment	For each appliance or piece of equipment for which no other fee is listed	16.00	Fixture	Fee
ELECTRICAL PERMITS				
Residential Rooftop Photovoltaic - 0-15 kilowatts	Fee for residential rooftop photovoltaic systems generating 0 - 15 kilowatts	214.00	Each System up to 15 kW	Fee
Residential Rooftop Photovoltaic - Each kilowatt over 15	Fee for residential rooftop photovoltaic systems generating over 15 kilowatts	8.50	Each kW above 15	Fee
Commercial Rooftop Photovoltaic - 0-50 kilowatts	Fee for commercial rooftop photovoltaic systems generating 0 - 50 kilowatts	491.00	Each System up to 50 kW	Fee
Commercial Rooftop Photovoltaic - 51-250 kilowatts	Fee for commercial rooftop photovoltaic systems generating 51-250 kilowatts	\$4.00	Each kW between 51 and 250	Fee
Commercial Rooftop Photovoltaic - over 250 kilowatts	Fee for commercial rooftop photovoltaic systems generating over 250 kilowatts	2.75	Each kW above 250	Fee
ELECTRICAL PERMIT FEES				
Electrical Permit	For electrical permits, a fee will be charged.	91.00	Permit	Fee
New Single & Multi-Family, including Garage	New single family and multi-family construction, including attached garage or carport and each detached garage and carport	0.18	Square foot	Fee
SERVICE				
Service, 600 V or less - 200 amp	600v or less up to and including 200 amp	20.75	Service	Fee
Service, 600 V or less - 201-400 amp	600v or less up to an including 201 to 400 amp	31.25	Service	Fee

MASTER FEES AND CHARGES SCHEDULE

DEPARTMENT: DEVELOPMENT SERVICES				
Fee Name	Description	Fee	Per	Type
ELECTRICAL PERMITS				
Service, 600 V or less - 401-1000 amp	600v or less up and including 401 to 1,000 amp	51.00	Service	Fee
Service, 600 V or less - over 1,000 amp	600v or less over 1,000 amp	75.00	Service	Fee
Service, over 600 V	Over 600v	132.00	Service	Fee
Service Additional meter	Each additional meter	6.50	Meter	Fee
Service Switchboard and motor control circuits, first section	Switchboard and motor control circuits other than service up to 600v; first section	40.50	Each	Fee
Service Switchboard and motor control circuits, each additional section	Switchboard and motor control circuits other than service up to 600v for each additional section	31.25	Each	Fee
Service Switchboard and motor control circuits, first section	Switchboard and motor control circuits other than service over 600v; first section	72.00	Each	Fee
Service Switchboard and motor control circuits, additional section	Switchboard and motor control circuits other than service over 600v for each additional section	36.75	Each	Fee
Service, Panels	Panels	16.00	Each	Fee
OUTLETS				
Up to 20	Outlets up to 20 (each)	1.25	Outlet	Fee
Over 20	Outlets over 20 (each)	0.95	Outlet	Fee
Multi-outlet assembly	Each 5 feet of multi-outlet assembly or portion thereof	1.25	Outlet	Fee
SPECIAL OUTLETS (INDIVIDUAL CIRCUITS)				
Special Outlets 15-30 amp	15-30 amp	6.25	Outlet	Fee
Special Outlets 31-50 amp	31-50 amp	7.50	Outlet	Fee
Special Outlets 51-100 amp	51-100 amp	9.50	Outlet	Fee
Special Outlets Over 100 amp	Over 100 amp	18.50	Outlet	Fee
FIXTURES				
Fixtures Up to 20 (each)	Up to 20 (each)	1.25	Fixture	Fee
Fixtures Over 20 (each)	Over 20 (each)	0.95	Fixture	Fee
Fixtures Each 5 feet of multi-outlet assembly or portion thereof	Each 5 feet of multi-outlet assembly or portion thereof	1.25	Fixture	Fee

MASTER FEES AND CHARGES SCHEDULE

DEPARTMENT: DEVELOPMENT SERVICES				
Fee Name	Description	Fee	Per	Type
ELECTRICAL PERMITS				
LIGHTING STANDARDS				
Busways, Power Ducts 99 amps	Up to and including 99 amps	0.55	Linear Foot	Fee
Busways, Power Ducts 100-400 amp	100 to 400 amp	0.64	Linear Foot	Fee
Busways, Power Ducts over 400 amp	Over 400 amp	0.73	Linear Foot	Fee
Lighting Standards	Lighting Standards	25.50	Fixture	Fee
MOTORS, GENERATORS, TRANSFORMERS, APPLIANCES, AND OTHER APPARATUS RATING IN HP, KW, KVA O				
1 apparatus Rating in HP, KW, KVA or KVAR	Up to and including 1, (each)	8.50	Each	Fee
1-10 apparatus Rating in HP, KW, KVA or KVAR	Over 1 and not over 10, (each)	12.25	Each	Fee
10-50 apparatus Rating in HP, KW, KVA or KVAR	Over 10 and not over 50, (each)	19.00	Each	Fee
50-100 apparatus Rating in HP, KW, KVA or KVAR	Over 50 and not over 100, (each)	36.00	Each	Fee
Over 100 apparatus Rating in HP, KW, KVA or KVAR	Over 100, (each)	72.00	Each	Fee
SIGNS (NEW OR ALTERATION)				
One sign, one circuit	One sign, one circuit	26.50	Each	Fee
Additional circuit	Additional circuit	10.50	Each	Fee
Additional sign	Additional sign	10.50	Each	Fee
Pole with panel	Temporary pole with panel (excluding service)	17.00	Each	Fee
Lights outlets Up to 50	Temporary lights outlets Up to 50	12.25	Range	Fee
Lights outlets Over 50	Temporary lights outlets Over 50, each	0.36	Each	Fee
OTHER ELECTRICAL FEE				
Other electrical installation	For any electrical installation for which an electrical permit is required where no specific fee is identified	Same as Building Permit fees based on the valuation of the electrical work, but not less than \$100	Each	Fee
PLUMBING PERMITS				
Plumbing Fixture and Waste Discharging Device Change Out, 1-5 Fixtures	1-5 Fixtures	13.25	Each	Fee

MASTER FEES AND CHARGES SCHEDULE

DEPARTMENT: DEVELOPMENT SERVICES				
Fee Name	Description	Fee	Per	Type
PLUMBING PERMITS				
Plumbing Fixture and Waste Discharging Device Change Out, 6+ Fixtures	6+ Fixtures, per fixture	9.50	Each	Fee
PLUMBING PERMIT FEES				
Plumbing permit	For plumbing permits, a fee will be charged.	91.00	Permit	Fee
Plumbing fixture and waste discharging device	Plumbing fixture and waste discharging device, including drainage, vent and water piping	13.25	Each	Fee
Backwater valve	Soil or waste backwater valve, each	13.25	Each	Fee
Discharging device	Sewage or waste sump discharging device, each	13.25	Each	Fee
Water using or treating equipment	Water using or water treating equipment, each	13.25	Each	Fee
Backflow Device, each valve to 2"	Water backflow device, each valve to 2"	13.25	Each	Fee
Backflow device, each valve over 2"	Water backflow device, each valve over 2"	26.50	Each	Fee
Vacuum breaker, one to five	Vacuum breaker not integral with the fixture one to five	14.25	Each	Fee
Vacuum breaker, over five	Vacuum breaker not integral with the fixture over five, each	3.00	Each	Fee
Gas Piping System of one through five outlets	Separate gas piping system of one through five outlets	14.25	Each	Fee
Gas piping of six or more	Gas piping of six or more, per outlet	0.95	Each	Fee
Trap primers one through five	Trap primers one through five	13.25	Range	Fee
Trap primers over five, each	Trap primers over five, each	3.00	Each	Fee
Hot water heating boiler	Hot water heating boiler	14.25	Each	Fee
Wet fire line standpipe	Wet fire line standpipe (hose outlet) each	9.50	Each	Fee
Separate roof drain, each	Separate roof drain, each	13.25	Each	Fee
Installation of lawn sprinkler vacuum breaker one through five	Installation of lawn sprinkler vacuum breaker (atmospheric type) one through five	13.25	Range	Fee
Installation of lawn sprinkler vacuum breaker over five	Installation of lawn sprinkler vacuum breaker (atmospheric type over five), each	3.00	Each	Fee
Change location of gas meter	Change location of gas meter	13.25	Each	Fee
Industrial waste treating device	Industrial waste treating device	13.25	Each	Fee

MASTER FEES AND CHARGES SCHEDULE

DEPARTMENT: DEVELOPMENT SERVICES				
Fee Name	Description	Fee	Per	Type
PLUMBING PERMITS				
On lot sewer installation or alteration	On lot sewer installation or alteration	13.25	Each	Fee
Water pressure regulator, each	Water pressure regulator, each	13.25	Each	Fee
Repair or alteration of drainage vent piping, one or two	Repair or alteration of drainage vent piping not covered otherwise one or two	9.50	Each	Fee
Repair or alteration of drainage vent piping, three or more, each	Repair or alteration of drainage vent piping not covered three or more, each	6.50	Each	Fee
Gas pressure regulator	Gas pressure regulator, each	13.25	Each	Fee
Replacing water piping in a building, one through five	For replacing water piping in a building, each fixture one through five	13.25	Range	Fee
Replacing water piping in a building, over five, each	For replacing water piping in a building, each fixture over five, each	0.95	Each	Fee
Replacing water service	For replacing water service	14.25	Each	Fee
Medium or high pressure gas system	Each medium or high pressure gas system	51.00	Each	Fee
REPRODUCTION, RECORDS MANAGEMENT AND PROCESSING FEES				
DOCUMENT REPRODUCTION FEES				
Black & White Copies	Request for copies of records in black & white	\$0.20 per page	Page	Fee
Color Copies	Request for copies of records in color	\$0.60 per page	Page	Fee
Digital	Request for documents in digital format (i.e., CD - compact disc)	5.00	Compact Disc	Fee
Microfiche	Request for copies of records from microfiche	1.00	Page	Fee
Permit and Inspection Document Verification Fee	Request to verify and reproduce copies of permit documents	\$55 plus the cost of duplication	Permit	Fee
Plan Reproduction Fee	Request to reproduce plans	\$55 for each request in addition to the cost for duplicating the plans	Plan	Fee
RECORDS MANAGEMENT AND PROCESSING FEES				
Processing Fee	Processing of plans, permits, applications, etc.	88.00	Application	Fee
Records Management and Retention Fee	Retain and manage record of plans by microfilming or digitizing	4% of the permit fee	Plan	Fee

MASTER FEES AND CHARGES SCHEDULE

DEPARTMENT: DEVELOPMENT SERVICES				
Fee Name	Description	Fee	Per	Type
REPRODUCTION, RECORDS MANAGEMENT AND PROCESSING FEES				
Special Projects (Hourly Rate)	For special projects which have no fee otherwise identified	\$170 per hour	Hour	Fee
SURCHARGES				
Technology Surcharge	Surcharge to fund the continued upgrade and maintenance of technology	4.0%	Application	Fee
General Plan Surcharge	Surcharge to fund the continued amendment and maintenance of the City's general plan	4.0%	Application	Fee
METHANE & OIL WELL RELATED PLAN CHECKS				
Methane Near Construction Plan Check	Plan review of construction near existing methane for compliance with City codes and standards	\$975 per plan plus actual cost for any time over 4 hours	Plan Check	Fee
Well Abandonment Plan Check	For wells which require code modifications	\$220 per hour for a code modification of wells	Oil Well	Fee
Well Abandonment Plan Check for Equivalency Standard Review	For wells which require both a Peer Review and code modifications	Peer Review Fee plus \$220 per hour for a peer review and a code modification of wells	Oil Well	Fee
CODE ENFORCEMENT				
ADMINISTRATIVE CITATIONS: GENERAL				
Long Beach Municipal Code Chapter 9.65 Administrative Citation Fine Schedule for any violation of the Long Beach Municipal Code which could potentially be criminally cited as an infractions:				
Penalty	Any person who is issued an Administrative Citation and does not pay said citation within 30 calendar days will be assessed an additional 25 percent penalty fee on each Administrative Citation, pursuant to Chapter 9.65.090B.	25%	Per Citation	Penalty
First Violation	Any responsible person who violates any provision of Title 9 and Titles 3,5,8,10,14,18 and 21 of the Long Beach Municipal Code may be issued an administrative citation, pursuant to Chapter 9.65.	\$100	Violation	Penalty

MASTER FEES AND CHARGES SCHEDULE

DEPARTMENT: DEVELOPMENT SERVICES				
Fee Name	Description	Fee	Per	Type
ADMINISTRATIVE CITATIONS: GENERAL				
Second Violation	Any responsible person who violates any provision of Title 9 and Titles 3,5,8,10,14,18 and 21 of the Long Beach Municipal Code may be issued an administrative citation, pursuant to Chapter 9.65.	\$200	Violation	Penalty
Third and Subsequent Violations	Any responsible person who violates any provision of Title 9 and Titles 3,5,8,10,14,18 and 21 of the Long Beach Municipal Code may be issued an administrative citation, pursuant to Chapter 9.65.	\$500	Violation	Penalty
ADMINISTRATIVE CITATIONS: SPECIFIC				
Long Beach Municipal Code Chapter 9.65 Administrative Citation Fine Schedule for the following violations of the Long Beach Municipal Code which cannot be criminally cited as infractions:				
Penalty	Any person who is issued an Administrative Citation and does not pay said citation within 30 calendar days will be assessed an additional 25 percent penalty fee on each Administrative Citation, pursuant to Chapter 9.65.090B.	25%	Per Citation	Penalty
Illegal Garage Conversions	Any responsible person who violates any provision of Long Beach Municipal Code 21.41.170 may be issued an administrative citation, pursuant to Chapter 9.65.	\$1,000	Each Violation	Penalty
Dangerous Buildings	Any responsible person who violates any provision of Long Beach Municipal Code 18.08 050 may be issued an administrative citation, pursuant to Chapter 9.65.	\$1,000	Each Violation	Penalty
Certificates of Occupancy	Any responsible person who violates any provision of Long Beach Municipal Code 18.16.150 may be issued an administrative citation, pursuant to Chapter 9.65.	\$1,000	Each Violation	Penalty
Failure to Comply with Title 18	Any responsible person who violates any provision of Long Beach Municipal Code 18.20.080 may be issued an administrative citation, pursuant to Chapter 9.65.	\$1,000	Each Violation	Penalty
Unlawful Dwellings	Any responsible person who violates any provision of Long Beach Municipal Code 21.31.245(C) may be issued an administrative citation, pursuant to Chapter 9.65.	\$1,000	Each Violation	Penalty
Illegal Automotive Work	Any responsible person who violates any provision of Long Beach Municipal Code 21.51.227 may be issued an administrative citation, pursuant to Chapter 9.65.	\$500	Each Violation	Penalty
HOUSING				

MASTER FEES AND CHARGES SCHEDULE

DEPARTMENT: DEVELOPMENT SERVICES				
Fee Name	Description	Fee	Per	Type
HOUSING				
MULTIPLE DWELLING UNITS				
PRHIP Multiple Dwelling Unit Inspection: 4-10 units	Property Owner Charged for Annual Multi-Housing Habitability Permit	255.00	Property	Fee
PRHIP Multiple Dwelling Unit Inspection: 11-20 units	Property Owner Charged for Annual Permit	285.00	Property	Fee
PRHIP Mult Dwelling Units: 21+ units	Property Owner Charged for Annual Permit	315.00	Property	Fee
PRHIP Mult Dwelling Units: Rooming House	Property Owner Charged for Annual Permit	220.00	Parcel	Fee
PRHIP Boarding School Inspection	Property Owner Charged for Annual Permit	535.00	Annual Permit	Fee
HOTELS/MOTELS				
PRHIP Hotels/Motels: 6-10 rooms	Property/Business Owner Charged for Annual Permit	\$220.00 plus \$24 per room	Annual Permit	Fee
PRHIP Hotels/Motels: 11+ rooms	Property/Business Owner Charged for Annual Permit	\$340 plus \$10 per unit	Annual Permit	Fee
MISC. HOUSING FEES				
PRHIP Misc Housing Fees: Reinspection	Fee Charged by the Department of Development Services for Additional Inspections when Corrections are not Completed	230.00	Annual Permit	Penalty
PRHIP Misc Housing Fees: Late Payment Penalty	Fee Charged by the Department of Development Services for Late Payment on Multi-Housing Habitability Permit (25% of original fee)	25% of original fee	Annual Permit	Penalty
PRHIP Misc Housing Fees: Copy of Record	Fee Charged by the Department of Development Services for official copies of records (0.10/page)	0.20	Page	Fee
SUBSTANDARD PROGRAM				
Demolition or repairs by City - Expense Liability				
Notice of Violation	Review and inspections of substandard buildings within the City	480.00	Notice	Fee
Do Not Occupy Notice	Review and inspections of substandard buildings within the City	215.00	Notice	Fee
Case Referral to City Prosecutor	Review and inspections of substandard buildings within the City	Actual costs	Notice	Fee
Appeal to Board of Examiners	Appeal of a staff decision to the Board of Examiners	\$950 per appeal or 50% of the fine amount, whichever is less	Appeal	Fee

MASTER FEES AND CHARGES SCHEDULE

DEPARTMENT: DEVELOPMENT SERVICES				
Fee Name	Description	Fee	Per	Type
SUBSTANDARD PROGRAM				
Code Enforcement Fee	When a building permit is required to abate a substandard or dangerous condition as ordered by the Building Official, a code enforcement fee shall be equal in amount to the building permit fee required by Title 18.12.132 but not less than one hundred dollars.	Fee shall be equal in amount to the building permit fee but not less than \$115	Permit	Fee
Billing Costs	Preparation of the Demolition Levy, and all other Nuisance Abatement Substandard Building related levy's.	285.00	Levy	Fee
Contract Preparation	Property owners pay for staff's time for preparation of Demo Contract	835.00	Contract	Fee
Incidental Enforcement Costs	Property Owners pay for Investigations and Inspections of public nuisances	120.00	Hour	Fee
Termination of Notice of Lien	Property owners pay for the release of a lien for unpaid Billings.	165.00	Termination	Fee
Nuisance Abatement Performance Inspection	Property owners pay for Inspection of Secured Property	295.00	Inspection	Fee
Performance Inspection	Property owners pay for Inspection of Property after the Demolition	230.00	Inspection	Fee
Preparation of Lien	Bill is not paid in 30 days and lien is sent to the County Recorder	165.00	Lien	Fee
Transfer of collection to Tax Collector	Property owners pay for transfer of unpaid Liens to Tax Collector	135.00	Lien	Fee
Preparation of Termination of Declaration of Substandard Property	Document preparation to remove the Notice of Substandard Property recorded against the property title.	150.00	Termination	Fee
Title Search or Lot Book Guarantee	Ensure property owner information is correct.	260.00	Title/Lot Book	Fee
Issue Inspection Warrant	Warrant required for abate proceedings on private property, includes Inspection Warrant and Forced Entry Warrant	1,320.00	Warrant	Fee
WEED ABATEMENT PROGRAM				
Various administrative activities related to Weed Abatement				
Billing Costs	Preparation of the Lot Cleaning Levy	130.00	Levy	Fee
Performance Inspection	Property owners pay for Inspection after lot has been cleaned by City	195.00	Inspection	Fee
Contract Preparation	Property owners pay for staff's time for preparation of Lot Cleaning Contract	240.00	Contract	Fee
Preparation of Lien	Bill is not paid in 30 days and lien is sent to the County Recorder	165.00	Lien	Fee
Transfer of collection to Tax Collector	Property owners pay for transfer of unpaid Liens to Tax Collector	135.00	Lien	Fee

MASTER FEES AND CHARGES SCHEDULE

DEPARTMENT: DEVELOPMENT SERVICES				
Fee Name	Description	Fee	Per	Type
WEED ABATEMENT PROGRAM				
Title Search or Lot book guarantee	Ensure property owner information is correct.	260.00	Title/Lot Book	Fee
Incidental Enforcement Costs	Property Owners pay for Investigations and Inspections of public nuisances	120.00	Hour	Fee
Termination of Notice of Lien	Property owners pay for the release of a lien for unpaid Billings.	165.00	Termination	Fee
Issue Inspection Warrant	Warrant required for abate proceedings on private property, includes Inspection Warrant and Forced Entry Warrant	1,320.00	Warrant	Fee
ABANDONED VEHICLE PROGRAM				
Removal of abandoned, wrecked, dismantled or inoperative vehicles				
Billing Costs	Preparation of the Nuisance Abatement Levy	130.00	Levy	Fee
Performance Inspection	Property owners pay for Inspection after Abandoned Vehicle has been picked-up	130.00	Inspection	Fee
Preparation of Contract	Property owners pay for staffs time for preparation of Towing Contract or Interdepartmental service request	180.00	Contract	Fee
Preparation of Lien	Bill is not paid in 30 days and lien is sent to the County Recorder	165.00	Lien	Fee
Transfer of Collection to Tax Collector	Property owners pay for transfer of unpaid Liens to Tax Collector	135.00	Lien	Penalty
Title Search or Lot book guarantee	Ensure property owner information is correct.	260.00	Title/Lot Book	Fee
Incidental Enforcement Costs	Property Owners pay for Investigations and Inspections of public nuisances	120.00	Hour	Fee
Termination of Notice of Lien	Property owners pay for the release of a lien for unpaid Billings.	165.00	Termination	Fee
Issue Inspection Warrant	Warrant required for abate proceedings on private property, includes Inspection Warrant and Forced Entry Warrant	1,320.00	Warrant	Fee
VACANT BUILDING MONITORING				
Various administrative activities related to monitoring Vacant Buildings				
Billing Costs	Preparation of the Vacant Building Levy	150.00	Notice	Fee
Vacant Building Monitor	Vacant building is monitored twice a month; monthly fee will be billed quarterly	\$210.00 per Building per month	Building/Month	Fee
Vacant Lot Monitoring	Performance inspection of vacant lot; monthly fee will be billed quarterly	\$65.00 per Lot per month	Lot/Month	Fee
Termination of Notice of Lien	Property owners pay for the release of a lien for unpaid Billings.	165.00	Termination	Fee

MASTER FEES AND CHARGES SCHEDULE

DEPARTMENT: DEVELOPMENT SERVICES				
Fee Name	Description	Fee	Per	Type
VACANT BUILDING MONITORING				
Preparation of Lien	Bill is not paid in 30 days and lien is sent to the County Recorder	165.00	Lien	Fee
Transfer of Collection to Tax Collector	Property owners pay for transfer of unpaid Liens to Tax Collector	135.00	Lien	Fee
Preparation of Termination of Declaration of Vacant or Boarded Building	Document preparation to remove the Notice of Vacant Building recorded against the property title.	150.00	Termination	Fee
Title Search or Lot book guarantee	Ensure property owner information is correct.	260.00	Title/Lot Book	Fee
Incidental Enforcement Costs	Property Owners pay for Investigations and Inspections of public nuisances	120.00	Hour	Fee
Issue Inspection Warrant	Warrant required for abate proceedings on private property, includes Inspection Warrant and Forced Entry Warrant	1,320.00	Warrant	Fee
OTHER				
Public Access Telephone	Property owner or vendor pays for staff's time to review Public Pay Phone permit installation requirements and post label on the phone.	Charge the fully allocated hourly rate for all personnel involved plus any outside costs	Hour	Fee
Returned Check Charge	Any person who passes a check on insufficient funds shall be liable to the City for the amount of the check and a returned check charge.	\$35	Check	Penalty
GARAGE RESALE PROGRAM				
Exemption Certificate and Garage Resale Program				
Exemption	Process application and prepare report	20.00	Exemption Certificate	Fee
1-2 units	Process application, perform inspection and prepare report	105.00	Inspection/Certificate	Fee
3 or More Units	Process application, perform inspection and prepare report	116.00 plus \$11 for each unit over 3 units	Inspection/Certificate	Fee
FORECLOSURE REGISTRY PROGRAM				
Long Beach Municipal Code 18.24 Foreclosure Registry Program				
Failure to Comply with Title 18	Any legal owner who fails to maintain the property as required by Long Beach Municipal Code 18.24 may be issued an administrative citation, pursuant to Chapter 9.65.	\$1,000	Per day	Penalty

MASTER FEES AND CHARGES SCHEDULE

DEPARTMENT: DEVELOPMENT SERVICES				
Fee Name	Description	Fee	Per	Type
FORECLOSURE REGISTRY PROGRAM				
Foreclosure Registry Program	The Foreclosure Registry Program requires that every time a Notice of Default is issued on a property, the lender that issued the Notice of Default is required to register that property with the City of Long Beach. A fee of \$195 per property will be assessed.	195.00	Per registration	Fee
SHORT TERM RENTALS				
Short Term Rental Registration Fee	To implement the short-term rental ordinance	\$250 per application for short term rental ordinance registration	Application	Fee
Short Term Rental Opt-Out Program	Conduct petition process on behalf of census block group residential properties to disallow un-hosted short-term rentals	1,000.00	Petition	Fee
HOUSING SERVICES				
HOUSING MONITORING				
Annual Housing Monitoring Fee for Affordable Housing	Annual review of pre- and post-Fiscal Year 2016 projects for compliance with affordable housing requirements	\$170 per Unit per Year or equal to an amount negotiated in the Disposition Development Agreement (DDA)	Unit	Fee
Housing Loan Agreement Amendment	Processing an amendment to an existing housing loan agreement	Charge the fully allocated hourly rates for all staff involved plus any outside costs	Amendment	Fee
New Housing Loan Agreement	Processing a new housing loan agreement	Charge the fully allocated hourly rates for all staff involved plus any outside costs	Agreement	Fee
LOAN PROGRAMS				
Subordination Request Processing	Fee for processing requests for subordination agreements on loans administered by Housing Services.	385.00	Agreement	Fee

MASTER FEES AND CHARGES SCHEDULE

DEPARTMENT: DEVELOPMENT SERVICES				
Fee Name	Description	Fee	Per	Type
LOAN PROGRAMS				
Affordable Housing Assessment on Real Estate Recordings	The State of California requires the payment of an affordable housing assessment on various real estate recordings unless the residence will be occupied by the owner	\$75 per recorded real estate instrument, as applicable	per recorded real estate instrument, as applicable	Fee
Reconveyance Processing	Processing a reconveyance to cover recording fees charged by third parties	\$110 per reconveyance (includes \$45 Title Cost)	Per reconveyance	Fee
IN-LIEU PAYMENTS				
In-Lieu Payment to Replace Very Low Income- Studio	In-Lieu payment to replace an affordable housing unit- Unit size: Studio, Affordability level: Very low-income	241,000.00	Unit	Fee
In-Lieu Payment to Replace Very Low Income- One Bedroom	In-Lieu payment to replace an affordable housing unit- Unit size: One Bedroom, Affordability level: Very low-income	296,000.00	Unit	Fee
In-Lieu Payment to Replace Very Low Income- Two Bedrooms	In-Lieu payment to replace an affordable housing unit- Unit size: Two Bedrooms, Affordability level: Very low-income	350,000.00	Unit	Fee
In-Lieu Payment to Replace Very Low Income- Three or More Bedrooms	In-Lieu payment to replace an affordable housing unit- Unit size: Three or More Bedrooms, Affordability level: Very low-income	404,000.00	Unit	Fee
In-Lieu Payment to Replace Low Income- Studio	In-Lieu payment to replace an affordable housing unit- Unit size: Studio, Affordability level: Low-income	222,000.00	Unit	Fee
In-Lieu Payment to Replace Low Income- One Bedroom	In-Lieu payment to replace an affordable housing unit- Unit size: One Bedroom, Affordability level: Low-income	272,000.00	Unit	Fee
In-Lieu Payment to Replace Low Income- Two Bedrooms	In-Lieu payment to replace an affordable housing unit- Unit size: Two Bedrooms, Affordability level: Low-income	322,000.00	Unit	Fee
In-Lieu Payment to Replace Low Income- Three or More Bedrooms	In-Lieu payment to replace an affordable housing unit- Unit size: Three or More Bedrooms, Affordability level: Low-income	372,000.00	Unit	Fee
In-Lieu Payment to Replace Moderate Income- Studio	In-Lieu payment to replace an affordable housing unit- Unit size: Studio, Affordability level: Moderate income	127,000.00	Unit	Fee
In-Lieu Payment to Replace Moderate Income- One Bedroom	In-Lieu payment to replace an affordable housing unit- Unit size: One Bedroom, Affordability level: Moderate income	155,000.00	Unit	Fee
In-Lieu Payment to Replace Moderate Income- Two Bedrooms	In-Lieu payment to replace an affordable housing unit- Unit size: Two Bedrooms, Affordability level: Moderate income	183,000.00	Unit	Fee

MASTER FEES AND CHARGES SCHEDULE

DEPARTMENT: DEVELOPMENT SERVICES				
Fee Name	Description	Fee	Per	Type
IN-LIEU PAYMENTS				
In-Lieu Payment to Replace Moderate Income- Three or More Bedrooms	In-Lieu payment to replace an affordable housing unit- Unit size: Three or More Bedrooms, Affordability level: Moderate income	212,000.00	Unit	Fee
Inclusionary Housing In-Lieu for Rental Residential Developments-Year 1 (01/01/2021-12/31/2021)	The in-lieu fee for rental residential developments	If submitted during calendar year 2021, it's \$20.80 multiplied by the entire leasable area of the residential development OR for a fractional inclusionary unit shall be the product of such fraction multiplied by \$375,400.	Application	Fee
Inclusionary Housing In-Lieu for Rental Residential Developments-Each Subsequent Year (Annually from 01/01/2022)	The in-lieu fee for rental residential developments	If submitted during calendar year 2022 or any subsequent year, the prior year fee shall be adjusted by the annual percentage change in new home values for Los Angeles County as published by the Real Estate Research Council.	Application	Fee

MASTER FEES AND CHARGES SCHEDULE

DEPARTMENT: DEVELOPMENT SERVICES				
Fee Name	Description	Fee	Per	Type
IN-LIEU PAYMENTS				
Inclusionary Housing In-Lieu for Ownership Residential Developments-Year 1 (01/01/2021-12/31/2021)	The in-lieu fee for rental ownership developments	If submitted during calendar year 2021, it's \$14.00 multiplied by the saleable area of the residential development OR the for a fractional inclusionary unit shall be the product of such fraction multiplied by \$413,300.	Application	Fee
Inclusionary Housing In-Lieu for Ownership Residential Developments-Each Subsequent Year (Annually from 01/01/2022)	The in-lieu fee for rental ownership developments	If submitted during calendar year 2022 or any subsequent year, the prior year fee shall be adjusted by the annual percentage change in new home values for Los Angeles County as published by the Real Estate Research Council.	Application	Fee

MASTER FEES AND CHARGES SCHEDULE

DEPARTMENT: FINANCIAL MANAGEMENT				
Fee Name	Description	Fee	Per	Type
Payment Transfer Fee	Customers with multiple accounts, sometimes in different billing systems, will mistakenly use the wrong account number to make payment. The payment must be manually transferred to the correct account and/or billing system. The fee will be charged for each payment transferred.	\$17.50	Per Payment Transfer	Fee
CITYWIDE FEES AND CHARGES				
Collection Charge	A charge of 11% on each delinquent bill where collection is undertaken directly by the City.	11%	Collection amount shall not be less than \$11 nor more than \$500	Penalty
Returned Payment Charge	Any person who passes a payment on uncollected funds shall be liable to the City for the amount of the payment and a returned payment charge.	\$35	Item	Fee
MULTIPLE DEPARTMENT CHARGES				
Parking Wrong Way	VC22502.B(2) - Parking Wrong Way	\$65	Citation	Penalty
PARKING CITATIONS				
Parking in Bicycle Lane	VC 21211 (B) - No parking in a bicycle lane	\$69	Citation	Fee
Overnight Parking in Beach Lots	LBMC 10.30.080 - Prohibition against parking overnight in designated lots	\$69	Citation	Fee
Expired Meter	LBMC 10.28.060 - Occupying a metered parking space without paying for parking	\$69	Citation	Fee
Parking Citation Non-Indigent Payment Plan Fee	Individuals seeking to place their parking citation on a payment plan will be assessed a fee to be added to the citation and all late fees and penalty assessments, exclusive of any State surcharges.	\$25	Per Payment Plan	Fee
Parking Citation Indigent Payment Plan Fee	Individuals seeking to place their parking citation on a payment plan due to indigence will be assessed a fee to be added to the citation, exclusive of any State surcharges.	\$5	Per Payment Plan	Fee
Parking Citation Indigent Payment Plan Late Fee	Individuals seeking to have the processing agency rescind the filing of itemization of unpaid parking penalties and service fees due to indigence will be assessed a late fee to be added to the citation, exclusive of any State surcharges.	\$5	Per filing of an itemization of unpaid penalties and fees.	Fee

MASTER FEES AND CHARGES SCHEDULE

DEPARTMENT: FINANCIAL MANAGEMENT				
Fee Name	Description	Fee	Per	Type
PARKING CITATIONS				
Failure to Display Disabled Placard Administrative Charge	VC40226 - Fee to process cancellation of a citation for failure to display a valid disabled placard, if an individual who received a citation can provide proof that he or she had been issued a valid placard at the time the citation was received.	\$25	Each	Penalty
Illegal Park/Private Property	LBMC 8.76.010G - Illegal Parking Private Property	65	Citation	Penalty
Parking Near Empty Building	LBMC 8.76.010Q - Parking Near Empty Building	65	Citation	Penalty
Parking on Empty Lot	LBMC 8.76.010R - Parking on Empty Lot	\$65	Citation	Penalty
Commercial Vehicle on Private Property	LBMC 8.76.010T - Commercial Vehicle on Private Property	\$65	Citation	Penalty
Parking on Parkway/Sidewalk	LBMC10.22.020 - Parkways and Sidewalks	\$69	Citation	Penalty
Improper Parking on Hill	LBMC10.22.070 - Blocking Wheels on Hills	\$65	Citation	Penalty
Vehicle for Sale	LBMC10.22.080 - Parking Vehicle for Sale	\$69	Citation	Penalty
No Parking Peddlers	LBMC10.22.090 - Food Vendor Parking Prohibited Area	\$65	Citation	Penalty
Parking in Fire Lane	LBMC10.22.110 - Fire Lanes	\$105	Citation	Penalty
No Parking - Temporary	LBMC10.22.120 - Temporary Parking Restrictions	\$69	Citation	Penalty
Parked Over 72 hours	LBMC10.22.130 - Seventy-Two Hour Parking Limit	\$69	Citation	Penalty
Street Sweeping	LBMC10.22.140 - Parking Prohibited at Certain Times for Street Sweeping	\$70	Citation	Penalty
Street Repair of Vehicle	LBMC10.22.150 - Repairing Vehicles on Streets	\$65	Citation	Penalty
Private Property/Posted No Parking	LBMC10.22.160 - Parking on Private Property	\$65	Citation	Penalty
Parking - Public Housing	LBMC10.22.182 - Parking Regulations within Public Housing Projects	65.00	Citation	Penalty
Parking Within Lines	LBMC10.24.010 - Angle Parking	\$65	Citation	Penalty
No Stopping	LBMC10.24.030 - Parking Prohibited Where Posted - Exception	\$85	Citation	Penalty
No Parking	LBMC10.24.050 - Parking Prohibited - Compliance Required	\$69	Citation	Penalty
Exceeded Time Limit	LBMC10.24.090 - Limited Time Parking	\$69	Citation	Penalty
Parking Within T's	LBMC10.24.130 - Parking Space Markings	\$65	Citation	Penalty

MASTER FEES AND CHARGES SCHEDULE

DEPARTMENT: FINANCIAL MANAGEMENT				
Fee Name	Description	Fee	Per	Type
PARKING CITATIONS				
Yellow, White, Green Curb	LBMC10.26.010 - Yellow, White, Green Curb Markings	\$69	Citation	Penalty
Red Curb Other	LBMC10.26.020 - Red Curb Markings	\$69	Citation	Penalty
Parking in an Alley	LBMC10.26.030 - Stopping in Alley	\$85	Citation	Penalty
Disabled Parking - Streets and Public Lots	LBMC10.34.020 - Parking for Disabled Persons Reserved for Vehicles with Appropriate License Plates or Placards	\$360	Citation	Penalty
Truck over 2 Hours	LBMC10.38.110 - Commercial Vehicle Parking on Residential Streets Designated as Truck Routes	\$85	Citation	Penalty
Commercial vehicle over 6,000 lbs unladen weight parked off truck route. Pick-ups exempt	LBMC10.40.010 - Establishment of Designated Truck Routes	\$130	Citation	Penalty
No Parking on City Property	VC21113.A - Driving or Parking on Public Grounds	\$69	Citation	Penalty
Parking in Intersection	VC22500.A - Prohibited Stopping, Standing, or Parking	\$69	Citation	Penalty
Parking on Crosswalk	VC22500.B - Prohibited Stopping, Standing, or Parking	\$69	Citation	Penalty
Red Curb Safety Zone	VC22500.C - Prohibited Stopping, Standing, or Parking	\$69	Citation	Penalty
Red Curb Fire Station	VC22500.D - Prohibited Stopping, Standing, or Parking	\$69	Citation	Penalty
Parking Across Driveway	VC22500.E - Prohibited Stopping, Standing, or Parking	\$80	Citation	Penalty
Parking on Sidewalk	VC22500.F - Prohibited Stopping, Standing, or Parking	\$69	Citation	Penalty
Obstructing Traffic at Excavation	VC22500.G - Prohibited Stopping, Standing, or Parking	\$69	Citation	Penalty
Double Parking	VC22500.H - Prohibited Stopping, Standing, or Parking	\$85	Citation	Penalty
Red Curb Bus Zone	VC22500.I - Prohibited Stopping, Standing, or Parking	\$285	Citation	Penalty
Parking in Tunnel	VC22500.J - Prohibited Stopping, Standing, or Parking	\$69	Citation	Penalty
Parking on Bridge	VC22500.K - Prohibited Stopping, Standing, or Parking	\$69	Citation	Penalty
Parking Near Access Ramp for Physically Handicapped	VC22500.L - Parking in Front of or on Curb Cut Down for Wheelchair Access	\$310	Citation	Penalty
Parking 18" of Curb	VC22502.A - Curb Parking	\$65	Citation	Penalty

MASTER FEES AND CHARGES SCHEDULE

DEPARTMENT: FINANCIAL MANAGEMENT				
Fee Name	Description	Fee	Per	Type
PARKING CITATIONS				
Disabled Person Off Street	VC22507.8 - Parking in Spaces for the Disabled	\$360	Citation	Penalty
Red Curb Fire Hydrant	VC22514 - Fire Hydrants	\$69	Citation	Penalty
Unattended Vehicle	VC22515 - Unattended Vehicles	\$65	Citation	Penalty
Locked Vehicle with Occupant	VC22516 - Locked Vehicles	\$69	Citation	Penalty
Parking on Freeway	VC22520 - Vending on or Near Freeways	\$69	Citation	Penalty
Parking on Railroad Tracks	VC22521 - Parking Upon Or Near Railroad Track	\$69	Citation	Penalty
No Current Reg. Tag	VC5204 (A) - Registration Tabs	\$65	Citation	Penalty
First Late Payment Penalty	A 100% penalty not to exceed \$55 will be assessed to an unpaid parking citation after 21 days from the mailing date of the Notice of Parking Violation.	100% up to \$55 maximum	Citation	Penalty
Department of Motor Vehicle (DMV) Collection Charge	A collection charge will be assessed to an unpaid parking citation when the citation is forwarded to the DMV to hold the vehicle registration renewal.	\$3	Citation	Penalty
Second Late Payment Penalty	A 25% penalty will be assessed to an unpaid parking citation after 21 days from the mailing date of the Notice of Parking Violation - Final Notice. This penalty will be applied after the First Late Payment Penalty and the Department of Motor Vehicles (DMV) Collection Charge is assessed and then it is rounded to the next whole dollar.	25%	Delinquent Balance	Penalty
Collection Agency Charge		25%	Citation	Penalty
Copy of Parking Violation		\$2	Citation	Fee
Guest Preferential Parking Permit - Annual	Resident is charged a permit fee for implementation and administration of the Preferential Parking Program.	33.75	Permit	Fee
Residential Preferential Parking Permit - Annual	Resident is charged a permit fee for implementation and administration of the Preferential Parking Program.	33.75	Permit	Fee
ACCOUNTING BUREAU				
ADMINISTRATIVE FEES FOR GARNISHMENT				
Set-Up Fee for Garnishment	Employee is charged to set-up the garnishment account in the payroll system	\$17.50	New Garnishment	Fee
Administrative Fee	Employee is charged to administer garnishment deduction in the payroll system	\$1.50	Garnishment Deduction	Fee

MASTER FEES AND CHARGES SCHEDULE

DEPARTMENT: FINANCIAL MANAGEMENT				
Fee Name	Description	Fee	Per	Type
ADMINISTRATIVE PROCESSING FEES				
Copy of W2 Form Administrative Fee - Current Employees	Current employees are issued a W2 Form annually in compliance with time frames determined by the Internal Revenue Service. Since the information is confidential an administrative process is required prior to issuing a replacement copy. This fee is charged to recoup the administrative cost of issuing a copy of a W2 for the current year or prior years.	\$11.55	Per W2	Fee
Copy of W2 Form Administrative Fee - Separated Employees	Separated employees are issued a W2 Form annually in compliance with time frames determined by the Internal Revenue Service. Since the information is confidential an administrative process is required prior to issuing a replacement copy. This fee is charged to recoup the administrative cost of issuing a copy of a W2 for the current year or prior years.	\$17.35	Per W2	Fee
Copy of 1099 Administrative Fee	Recipients of 1099 forms will be charged for copies.	\$11.90	Per 1099	Fee
BUSINESS RELATIONS BUREAU				
CANNABIS BUSINESS LICENSE FEES				
Adult-Use Cannabis Business Annual Regulatory Fee	Licensed adult-use cannabis businesses are charged an annual fee per license to recoup the cost of providing oversight and regulatory services	\$3099	Application/License	Fee
Illegal Cannabis Operation Penalty	Penalty for operating an unlicensed cannabis facility. Penalty is charged per day a violation exists.	\$1,000	Violation per day	Penalty
Illegal Cultivation of Cannabis Plant by Illegal Cannabis Operation	Penalty for operating an unlicensed cultivation cannabis facility. Penalty is charged per cannabis plant.	\$50	Plant	Penalty
Incomplete Application Fee	Incomplete Application Fee	\$52	Per Resubmittal	Fee
Adult-Use Cannabis Application Review Fee	Businesses that apply for an adult-use cannabis business license will be charged an application review fee to recoup costs of providing this service.	\$415	Application	Fee
BUSINESS LICENSE AND PERMIT FEES				
Pedicab Operator/Driver Annual Business License	Annual business license fee for the operator/driver of a pedicab	\$58	License	Fee
Pedicab Owner & Operator/Driver Investigative Fee	Pedicab owners and their operators/drivers are charged a one-time investigation fee for the review of their application	\$103	Investigation	Fee

MASTER FEES AND CHARGES SCHEDULE

DEPARTMENT: FINANCIAL MANAGEMENT				
Fee Name	Description	Fee	Per	Type
BUSINESS LICENSE AND PERMIT FEES				
Cannabis Modification of Premises	Cannabis businesses are charged a fee to modify their licensed premises.	\$109	Application	Fee
Cannabis Transfer of Ownership	Cannabis businesses are charged a fee to transfer ownership.	\$235	Application	Fee
Cannabis Tax Audit	Cannabis businesses are charged a fee at actual cost for an audit of their tax reporting and remittance.	Actual Cost	Audit	Fee
Adult Entertainment Business initial/annual	Business owners are charged for an investigation to ensure compliance with objective criteria.	\$3254	Permit	Fee
Alarm System - Business - annual	Business owners are required to have an alarm permit for contact information (annual permit).	\$37	Permit	Fee
Alarm System Permit - Suspension or Revocation - Appeal	Applicant is charged to appeal the denial, suspension, or revocation of an alarm permit application to the City Council.	\$37	Appeal	Fee
Alarm System Residential - every three years	Residential owners are required to have an alarm permit for contact information (3-year permit).	\$42	Permit	Fee
Auto Wrecking - initial only	Business owners are charged for an investigation of applicant and location.	\$419	Permit	Fee
Bingo - initial/annual	Organizations are charged for an investigation to determine compliance.	\$136	Permit	Fee
Bowling Alley - annual	Business owners are charged for an investigation of applicant and location.	\$266	Permit	Fee
Bowling Alley - initial	Business owners are charged for an investigation of applicant and location.	\$1398	Permit	Fee
Boxing/Wrestling - initial/renewal	Applicants are charged for a background check to run boxing/wrestling matches.	\$1777	Permit	Fee
Business License ADA City/State Fee	ADA State mandated fee/health insurance Noise	\$1.00	Account	Fee
Card Room - annual	Business owners are charged for an investigation of applicant and location.	\$210	Permit	Fee
Card Room - initial	Business owners are charged for an investigation of applicant and location.	\$1777	Permit	Fee
Closeout Sale - initial	Businesses are charged for an investigation to determine compliance.	\$192	Permit	Fee
Curb Painting Permit	Applicants are charged an investigative and processing fee to obtain a permit. This fee is contingent upon an ordinance being passed by City Council.	\$249	Permit	Fee
Curb Painting Permit-Non-Profit	Non-profit applicants are charged an investigative and processing fee to obtain a permit. This fee is contingent upon an ordinance being passed by City Council.	\$63	Permit	Fee

MASTER FEES AND CHARGES SCHEDULE

DEPARTMENT: FINANCIAL MANAGEMENT				
Fee Name	Description	Fee	Per	Type
BUSINESS LICENSE AND PERMIT FEES				
Closeout Sale each additional day >30	Businesses are charged for an investigation to determine compliance.	\$29	Day	Fee
Coin, Stamp Dealer - annual	Applicants are charged for an inspection by police.	\$226	Permit	Fee
Coin, Stamp Dealer - initial	Business owners are charged for an investigation of applicant and location.	\$84	Permit	Fee
Display/Selling Event Promoter	Promoters are charged for an inspection of property after license is issued.	\$70	Event	Fee
Entertainment Permit for non-profit - annual	Business owners are charged for periodic investigations to determine compliance.	\$142	Permit	Fee
Entertainment Permit Non-Retail - initial	Business owners are charged for an investigation of applicant and location.	\$1483	Permit	Fee
Entertainment Permit, all - temporary	New business owners are charged for a preliminary investigation for temporary entertainment permit.	\$454	Permit	Fee
Entertainment and Dancing Permit - annual	Business owners are charged for periodic investigations to determine compliance.	\$1222	Permit	Fee
Entertainment Restaurant, Bar, Tavern, Lounge Permit - annual	Business owners are charged for periodic investigations to determine compliance.	\$352	Permit	Fee
Entertainment Retail - Initial	Business owners are charged for application processing for review of applicant and location.	\$707	Permit	Fee
Entertainment Retail - Annual	Business owners are charged for periodic review to determine compliance.	\$352	Permit	Fee
Escort Bureau Service initial/annual	Business owners are charged for investigation of facility, criminal background and previous business operations in other cities.	\$1398	Permit	Fee
Escort Permit (Employee of Escort Bureau) - annual	Escort business employees are charged for investigation to determine compliance.	\$204	Permit	Fee
Escort Permit (Employee of Escort Bureau) - initial	Escort business employees are charged for criminal background investigation and medical clearance.	\$352	Permit	Fee
Firearm Dealer initial/annual	Applicants are charged for background checks and property inspections.	\$142	Permit	Fee
Fortune telling - initial/annual	Applicants are charged for a background check to practice fortune-telling.	\$419	Permit	Fee
Garage Sale	Applicants are charged for investigation to determine compliance.	\$17.00	Permit	Fee
Horse Drawn Carriage - annual	Business owners are charged for a review of insurance compliance.	\$42	Permit	Fee
Horse Drawn Carriage - initial	Business owners are charged for an investigation of applicant.	\$769	Permit	Fee

MASTER FEES AND CHARGES SCHEDULE

DEPARTMENT: FINANCIAL MANAGEMENT				
Fee Name	Description	Fee	Per	Type
BUSINESS LICENSE AND PERMIT FEES				
Junk Collector - initial only	Business owners are charged for an investigation of applicant.	\$147	Permit	Fee
Junk Dealer - initial/annual	Junk dealers are charged for ongoing regulation of their business activities.	\$226	Permit	Fee
Massage Establishment -initial/annual	Business owners are charged for ongoing background investigation of facility and owner.	980	Permit	Fee
Massage Technician - add/change location	Massage technicians are charged for an investigation to ensure compliance.	\$136	Permit	Fee
Massage Technician - initial	Employees or independent contractors are charged for background investigation and to ensure compliance with code requirements.	\$397	Permit	Fee
Massage Technician	Employees or independent contractors are charged for ongoing background investigation and to ensure compliance with code requirements.	\$210	Permit	Fee
Pawn Broker - initial/annual	Pawn brokers are charged for a background check to conduct their business.	\$838	Permit	Fee
Peddler - initial only	Applicants are charged for inspection of property after license is issued.	\$84	Permit	Fee
Pool Hall/Family Billiard Hall - annual (no additional fee with existing entertainment permit)	Business owners are charged for periodic investigations to determine compliance.	\$210	Permit	Fee
Pool Hall/Family Billiard Hall - initial (no additional fee when also applying for entertainment permit)	Business owners are charged for an investigation of applicant and location.	\$1646	Permit	Fee
Pool Tables (one or two) - initial only	Business owners are charged for an investigation of applicant and location.	\$283	Permit	Fee
Public Bathhouse - initial/annual	Business owners are charged for ongoing background investigation of facility and owner.	\$1398	Permit	Fee
Publicly Accessible Exterior Pay Telephone - one time	Business required to have permit; regulated by Planning and Building & Public Works	\$36	Permit	Fee
Secondhand Dealer - initial/annual	Secondhand dealers are charged for a background check and inspection of retail property to conduct business.	\$210	Permit	Fee
Selling Club - annual	Business is charged for an investigation to ensure compliance.	\$419	Permit	Fee
Selling Club - initial	Business is charged for a background check to conduct their business.	\$142	Permit	Fee
Sidewalk Sale	Business associations are charged a permit fee to hold a sidewalk sale event.	\$42	Event	Fee

MASTER FEES AND CHARGES SCHEDULE

DEPARTMENT: FINANCIAL MANAGEMENT				
Fee Name	Description	Fee	Per	Type
BUSINESS LICENSE AND PERMIT FEES				
Smoking Lounge Permit	Ongoing Compliance and Investigation of facility and owner	\$317	Permit	Fee
Social Club - annual	Private club organizations are charged for periodic investigations to determine compliance.	\$397	Permit	Fee
Social Club, all - initial	Private club organizations are charged for an investigation of applicant and location.	\$929	Permit	Fee
Social Club, non-profit - annual	Private club organizations are charged for a periodic investigations to determine compliance.	\$142	Permit	Fee
Swap Meets - initial/annual	Applicants are charged for an inspection of property after license is issued.	\$136	Permit	Fee
Vehicle for Hire - annual	Requires new application for revocable permit each year.	\$352	Permit	Fee
Vehicle for Hire - initial	Requires new application for revocable permit each year; initial permit requires Council approval.	\$769	Permit	Fee
Vendor Cart Program Permit	Regulatory fee for processing a vendor cart application and issue of a permit for carts that are located in the Downtown Redevelopment Project area.	\$373	Permit	Fee
MISCELLANEOUS FEES				
Appeal Filing Fee (City Council)	An applicant for a business permit whose application for such permit has been denied can appeal to the Council.	\$1471	Appeal	Fee
Appeal Filing Fee (Appeal Filing Fee)	Appeal business classification or tax to Director of Financial Management.	\$493	Appeal	Fee
Application Fee for Tax Clearance Certificate	Hotel owners request tax clearance for sale of hotel.	\$36	Certificate	Fee
Duplicate Decal	Replace decal for vehicle-for-hire.	\$24	Decal	Fee
Duplicate License/Permit	Replace business license or permit.	\$42	Permit	Fee
Endorsement of Change of Address	Record change of address and reissue business license	\$42	Endorsement	Fee
Endorsement of change of business structure	Record change of business structure. Adding partners, incorporation, etc. and reissue business license	\$42	Endorsement	Fee
Notification Fee (Hearing)	Mail hearing notices to property owners and residents within 300 feet of business.	\$4.60	Label	Fee
Printed Copy of Weekly New Business List	Sold at business license counter	\$4	Copy	Fee
Printed Copy of Monthly New Business List	Sold at business license counter	\$10	Copy	Fee

MASTER FEES AND CHARGES SCHEDULE

DEPARTMENT: FINANCIAL MANAGEMENT				
Fee Name	Description	Fee	Per	Type
BUSINESS LICENSE AND PERMIT FEES				
Printed Copy of Computer Screen Print	Sold at business license counter	\$0.22	Page	Fee
Returned Check Charge	See Citywide Fees			Penalty
Special Events - Promoter Field Licensing	Promoter Administrative fee charged for vendor in-field, non-business license compliance. Booth(s) and ride(s).	\$31	Violation	Penalty
Special Events -Vendor Field Licensing	Vendor Administrative fee charged to vendor for in-field processing of business license permits and fee collections. Booth(s) and ride(s).	\$34	Violation	Penalty
DDED Noise Study Exemption Request - FM	Business Services review of Noise Study Exemption Request in the Downtown Dining District (Financial Management)	\$549	Request	Fee
DDED Noise Study Exemption Appeal - FM	Business Services review of request to appeal Noise Study Exemption Request decision for the Downtown Dining District (Financial Management)	\$488	Appeal	Fee
TOT FEES				
Deposit for Audit Charges for TOT Tax Clearance Certificate (refundable)	Hotel owner requests tax clearance for sale of hotel.	\$696	Certificate	Fee
Cost of Audit for TOT Clearance Certificate (Credited against the above TOT Refundable Deposit)	Hotel owner requests tax clearance for sale of hotel.	\$142	Hour	Fee
Cost of Audit for TOT Underpayments, Maximum Audit Reimbursement \$1,500	Pursuant to LBMC 3.64.110 for more than 10% underpayment of taxes.	\$142	Hour	Penalty
MEDICAL MARIJUANA COLLECTIVE				
PURCHASING FEES				
Contract - Compliance with wage rates	Contractors pay penalty if they do not pay general prevailing rate of per diem wages and overtime wages for each craft, or laborer, workman or mechanic for each day the laborer, workman or mechanic is paid less than the specified rate for work done by him under said contract.	\$54.00	Day	Penalty
CITY TREASURER				

MASTER FEES AND CHARGES SCHEDULE

DEPARTMENT: FINANCIAL MANAGEMENT				
Fee Name	Description	Fee	Per	Type
UUT Delinquent Penalty Payment	Pursuant to LBMC 3.68.130 for taxes collected from a service user which are not remitted to the City Treasurer-City Tax Collector on or before the due dates. The City Treasurer-City Tax Collector shall have power to impose additional penalties upon the service supplier under the provisions of this chapter for fraud or negligence in reporting or remitting at the rate of fifteen percent (15%) of the amount of the tax collected or as recomputed by the City Treasurer-City Tax Collector.	15% plus an additional 15% for fraud or negligence	Of the total amount paid late	Penalty
District Apportionment Processing Fee	Applicants pay for consultant services in regards to Tract Map Apportionment per Chapter 2, Section 66426 of the Subdivision Map Act	\$1,990 per subdivision tract map plus \$37.75 per parcel, plus \$40 County recording fee. \$970 flat fee for 4 or less parcels.	5 or more parcels	Fee
Duplicate Paycheck Administrative Fee	Employees reimburse the City for cost incurred to issue replacement paychecks including bank service charges	\$26	Replacement Check	Fee
FINANCIAL SERVICES FEES				
LATE CHARGES				
Late Charge - Ambulance Transport and/or Treatment	A bill, account or other amount is subject to a late charge if the customer's payment is not received by the City and applied to the account on or before the date specified on the bill as the date the late charge shall apply.	1.33%	Of the total amount owed and unpaid	Penalty
Late Charge - Property Damage Claim	A bill, account or other amount is subject to a late charge if the customer's payment is not received by the City and applied to the account on or before the date specified on the bill as the date the late charge shall apply.	1.33%	Of the total amount owed and unpaid	Penalty
Late Charge - False Alarm	A bill, account or other amount is subject to a late charge if the customer's payment is not received by the City and applied to the account on or before the date specified on the bill as the date the late charge shall apply.	25% and 10% thereafter	Of the total amount owed and unpaid	Penalty
FALSE ALARM FEES				
Second False Alarm Service Charge	A service charge shall be charged to the permittee of a particular system for the second false alarm in any twelve-month period.	\$139	False Alarm	Penalty

MASTER FEES AND CHARGES SCHEDULE

DEPARTMENT: FINANCIAL MANAGEMENT				
Fee Name	Description	Fee	Per	Type
FALSE ALARM FEES				
Third False Alarm Service Charge	A service charge shall be charged to the permittee of a particular system for the third false alarm in any twelve-month period.	\$170	False Alarm	Penalty
Fourth False Alarm Service Charge	A service charge shall be charged to the permittee of a particular system for the fourth false alarm in any twelve-month period.	\$206	False Alarm	Penalty
Fifth False Alarm Service Charge	A service charge shall be charged to the permittee of a particular system for the fifth false alarm in any twelve-month period.	\$355	False Alarm	Penalty
Any False Alarm Subsequent to the Fifth False Alarm Service Charge	A service charge shall be charged to the permittee of a particular system for any false alarm subsequent to the fifth false alarm in any twelve-month period.	\$483	False Alarm	Penalty
MISCELLANEOUS FEES				
Application and Order for Appearance and Examination	Sheriff's levy fee, paid in advance by the City and added to the money judgment.	\$40.00	Civil Process Action	Fee
Bank Garnishment (Writ of Execution)	Sheriff's levy fee, paid in advance by the City and added to the money judgment.	\$40.00	Civil Process Action	Fee
Business Seizure (Writ of Attachment)	Sheriff's levy fee, paid by advance by the City and added to the money judgment.	\$300	Civil Process Action	Fee
Claim and Delivery (Writ of Possession)	Sheriff's levy fee, paid in advance by the City and added to the money judgment.	\$300+	Civil Process Action	Fee
Earnings Withholding Order	Sheriff's levy fee, paid in advance by the City and added to the money judgment.	\$35.00	Civil Process Action	Fee
Interest on Money Judgment	Interest shall accrue at the rate of 10% per annum on the principal amount of money judgment remaining unsatisfied.	10%	Of the total amount owed and unpaid	Penalty
Keeper 8-Hour (Writ of Attachment)	Sheriff's levy fee, paid in advance by the City and added to the money judgment.	\$300	Civil Process Action	Fee
Registered Process Server Fee	Service of Court Summons and Petition. The direct cost for process service is determined by the City and County of service and varies accordingly.	Actual Cost (based on City and County of Service)	Service	Fee
Treble Damages	Any person who passes a check on insufficient funds shall be liable to the City for damages equal to triple the amount of the check if a written demand for payment is mailed and if the person fails to pay the full amount of the check, the service charge and the cost to mail the written demand within 30 days.	No less than \$100 nor more than \$1,500	Check	Penalty
Writ Fee	The statutory fee for issuance of a writ.	\$40	Writ Fee	Fee

MASTER FEES AND CHARGES SCHEDULE

DEPARTMENT: FINANCIAL MANAGEMENT				
Fee Name	Description	Fee	Per	Type
MISCELLANEOUS FEES				
Abstract of Judgement	File lien to Los Angeles and/or Orange County Recorder's Office.	\$40	Abstract	Fee
FLEET BUREAU				
FLEET				
Damage Recovery Administrative Overhead	Administrative overhead charged when City vehicles are damaged in accidents with the public and the public person is at fault. The overhead covers Fleet Services damage recovery administrative process.	10.90%	Accident	Fee
Fuel Surcharge - General Fuels	Overhead recovery when fuel is sold to the public (generally emergencies only). Covers fuel system operations and staffing in addition to actual cost for unleaded, diesel, and aviation fuels.	\$0.55	Gallon	Fee
Fuel Surcharge - LNG	Fuel system operations and fuel system administrative overhead costs assessed in addition to actual cost for LNG (Liquefied Natural Gas) fuel.	\$0.70	Gallon	Fee
Inspection - Biennial Inspection of Terminal (BIT)	Inspection of vehicle brake systems as required by the Department of Transportation and enforced by the California Highway Patrol; commonly referred to as the BIT program.	\$247	Inspection	Fee
Inspection - Medical Transport (Non-Emergency)	Annual inspection of non-emergency medical transportation vehicles as required for annual renewal of Vehicle for Hire business permit.	\$142	Inspection	Fee
Inspection - Taxi Cab	Annual inspection of taxi cabs as required for annual renewal of Vehicle for Hire business permit.	\$142	Inspection	Fee
Inspection - Tow Truck: Heavy Class	Inspection of tow trucks weighing more than 10,000 lbs. GVWR (Gross Vehicle Weight Rating).	\$416	Inspection	Fee
Inspection - Tow Truck: Light Class	Inspection of tow trucks weighing less than 10,000 lbs. GVWR (Gross Vehicle Weight Rating).	\$247	Inspection	Fee
Inspection/Test - Brake System -Dyno Method	Inspect and test brakes using the Dyno machine method.	\$142	Inspection	Fee
Particulate Trap Cleaning	Cleaning of particulate traps required for heavy duty vehicle diesel emission engines.	\$216	Core	Fee
Smog Check	Vehicle emissions check per DMV registration requirements for other governmental agencies.	\$81	Procedure	Fee
TOWING SERVICE				

MASTER FEES AND CHARGES SCHEDULE

DEPARTMENT: FINANCIAL MANAGEMENT				
Fee Name	Description	Fee	Per	Type
TOWING SERVICE				
Basic Tow Rate - Light Class: Vehicles <= 9,000 lbs. GVWR	Basic tow for motorcycles, vehicles or trailers with a GVWR (Gross Vehicle Weight Rating) of 9,000 lbs. or less.	\$221	Minimum charge; prorated after 1st hour	Fee
Basic Tow Rate - Medium Class: Vehicles 9,001 lbs. - 26,000 lbs GVWR	Basic tow for vehicles or trailers with a GVWR (Gross Vehicle Weight Rating) of 9,001 lbs. through 26,000 lbs.	\$286	Minimum charge; prorated after 1st hour	Fee
Basic Tow Rate - Heavy Class: Vehicles >= 26,001 lbs. GVWR	Basic tow for vehicles or trailers with a GVWR (Gross Vehicle Weight Rating) of 26,001 lbs. or more, and/or any vehicle or trailer equipped with air brakes.	\$382	Minimum charge; prorated after 1st hour	Fee
Drop Fee - Light Class: Vehicles <= 9,000 lbs. GVWR	Vehicle is detached from tow truck and returned to owner in the field. For vehicles or trailers with a GVWR (Gross Vehicle Weight Rating) of 9,000 lbs or less.	\$110	Minimum charge; prorated after 1st hour	Fee
Drop Fee - Medium Class: Vehicles 9,001 lbs. - 26,000 lbs. GVWR	Vehicle is detached from tow truck and returned to owner in the field. For vehicles or trailers with a GVWR (Gross Vehicle Weight Rating) of 9,001 lbs. through 26,000 lbs.	\$123	Minimum charge; prorated after 1st hour	Fee
Drop Fee - Heavy Class: >= 26,001 lbs. GVWR	Vehicle is detached from tow truck and returned to owner in the field. For vehicles or trailers with a GVWR (Gross Vehicle Weight Rating) of 26,001 lbs. or more, and/or any vehicle or trailer equipped with air brakes.	\$329	Minimum charge; prorated after 1st hour	Fee
Mileage Outside The City	When the tow truck is required to travel outside the City limits. Fee must be in whole dollars.	\$8	Mile	Fee
Scheduled Delivery Tow	Delivery of a vehicle from a storage facility to another location; scheduled in advance.	\$113	Minimum charge; prorated after 1st hour	Fee
15 Day Lien	Filing lien sale request document with DMV and document preparation after receipt of approval of DMV approval of lien sale request and authorization for the sale of the vehicle. Fee established by California Civil Code 3074.	\$70	Vehicle	Fee
30 Day Lien	Filing lien sale request document with DMV and document preparation after receipt of DMV approval of lien sale request and authorization for the sale of the vehicle. Fee established by California Civil Code 3074.	\$70	Vehicle	Fee

MASTER FEES AND CHARGES SCHEDULE

DEPARTMENT: FINANCIAL MANAGEMENT				
Fee Name	Description	Fee	Per	Type
TOWING SERVICE				
90 Day Lien - Initial	Filing initial lien sale request document with DMV. (50% of total fee) Fee established by California Civil Code 3074.	\$50	Vehicle	Fee
90 Day Lien - Completed	Final document preparation after receipt of DMV approval of lien sale request and authorization for the sale of the vehicle. (Remaining 50% of total fee) Fee established by California Civil Code 3074.	\$50	Vehicle	Fee
AUCTION PROCESS				
Vehicle Release Fee	Vehicle release processing fee	\$53	per vehicle	Fee
Vehicle Title Processing Fee	Fee to process titles to vehicles voluntarily surrendered by their owners	\$38	Vehicle surrendered without DMV title	Fee
Key Return Fee	Purchase of existing keys for vehicles sold at lien sale auctions.	\$38 per existing key	One key per vehicle	Fee
Standard Key Production Fee	Create standard keys for vehicles sold at lien sale auctions, or in other instances where vehicle keys have been lost or misplaced.	\$84 per standard key	One (standard) vehicle key	Fee
Electronic Key Production Fee	Create electronic keys for vehicles sold at lien sale auctions, or in other instances where electronic vehicle keys have been lost or misplaced.	\$216 per key	One electronic key per vehicle	Fee
Duplicate Lien Sale Documents	Customer requested Lien Sale registration document package replacement.	\$83	Vehicle	Fee
Bidder Card Fee	Per vehicle bidder fee	\$30	Card	Fee
Lost Bidder Card Fee	Customer fails to return assigned auction Bidder Card.	\$9	Vehicle	Fee
Long Lien Auction Vehicle Purchase Deposit	Customers must provide a non-refundable deposit to cover the storage cost of the (state required) 10 day Long Lien waiting period.	\$721	Vehicle	Fee
Archive Files Research	Retrieval of Towing / Lien from storage.	\$36	Vehicle	Fee
SECURED STORAGE				
Vehicle Storage - Standard: 20 feet long or less.	Storage of vehicles measuring 20 feet long or less.	\$68	Day	Rent
Vehicle Storage - Large: 21 Feet or more.	Storage of vehicles measuring 21 feet or longer.	\$84	Day	Rent
Motorcycle Storage	Storage of motorcycles.	\$42	Day	Rent
TOWING MISCELLANEOUS FEES				

MASTER FEES AND CHARGES SCHEDULE

DEPARTMENT: FINANCIAL MANAGEMENT				
Fee Name	Description	Fee	Per	Type
TOWING MISCELLANEOUS FEES				
Hazardous Materials	Disposal of hazardous waste collected by tow driver. (Usually spilled fuel or oil.)	\$79	Vehicle	Fee
Labor Required At Scene	Other staff at scene in addition to the tow truck driver and when additional staff does not drive a vehicle to the scene.	\$93	Hour	Fee
After Hours Vehicle / Property Release	Release of a vehicle or property out of the storage yard after posted business hours.	\$110	Vehicle	Fee
Impounding Agency Administrative Fee	Covers administrative costs and labor involved in inspecting and reporting condition of vehicles towed.	\$40	Vehicle	Fee
Vehicle Impound Notification	Certified notification to legal (bank, individual, business, etc.) and registered owner (individual, business, etc.) when a vehicle has been impounded. Notification required within 48 hours.	\$27	Record	Fee
Police Release - Unlicensed Driver	Covers police investigation and labor when an unlicensed driver's vehicle is impounded.	\$129	Vehicle	Fee
Parking Citation Processing Fee	Reimbursement of administrative costs to process parking citation payments at Towing & Lien Sales	\$16	Transaction	Fee

MASTER FEES AND CHARGES SCHEDULE

DEPARTMENT: FIRE				
Fee Name	Description	Fee	Per	Type
MEDICAL SERVICES				
BASE RATE				
First Responder Fee	The First Responder Fee is charged whenever a person is medically evaluated and/or treated by Fire Department first responders. This fee is separate from existing ambulance transport fees.	\$250	Patient that is medically evaluated and/or treated by Fire staff on a first responder unit	Fee
Advanced Life Support (ALS)	Transport patient with equipment and personnel at an advanced life support (ALS) level.	\$2,550	Patient Transport	Fee
Basic Life Support (BLS)	Transport patient with equipment and personnel at a basic life support (BLS) level.	\$1,702.00	Patient Transport	Fee
MILEAGE				
ALS Ambulance - per mile or fraction	Mileage charge per mile or fraction thereof per ALS transport.	\$18.50	Mile or Fraction	Fee
BLS Ambulance - per mile or fraction	Mileage charge per mile or fraction thereof per BLS transport.	\$18.50	Mile or Fraction	Fee
SPECIALIZED SERVICES				
ALS Ambulance Supplies	Medical supplies used during patient care	Cost +75%	Unit	Fee
BLS Ambulance Supplies	Medical supplies used during patient care	Cost +75%	Unit	Fee
Defibrillation	Cardiac treatment procedure	\$69	Patient	Fee
Intubation	Procedure to establish artificial airway	\$84	Patient	Fee
IV Insertion	Procedure to establish intravenous access	\$69	Patient	Fee
Oxygen	Administration of supplemental oxygen	\$76	Patient	Fee
Extra Attendant	Additional staff required in provision of patient care.	\$69	Attendant	Fee
EKG Monitoring	Monitors the activity of the heart	\$36.95	Patient	Fee
Advanced EKG Monitoring	Patients who receive both EKG and Advanced EKG monitoring will be charged one fee.	\$55	Patient	Fee
Pulse Oximeter	Measures blood oxygen	\$103	Patient	Fee

MASTER FEES AND CHARGES SCHEDULE

DEPARTMENT: FIRE				
Fee Name	Description	Fee	Per	Type
SPECIALIZED SERVICES				
Cardiopulmonary Resuscitation (CPR), Advanced Cardiac Life Support (ACLS), Pediatric Advanced Life Support (PALS) and other Emergency Medical Services (EMS) related Training	Classes in CPR, ACLS, PALS or other EMS related training	\$49.55 to \$314	Person	Fee
Continuous Positive Airway Pressure (CPAP) Treatment		\$190	Treatment	Fee
Capnography	Measures end-tidal carbon dioxide	\$100	Treatment	Fee
Childbirth	Procedure to deliver and care for newborn baby	\$56	Incident	Fee
Spinal Immobilization	Procedure to stabilize spine	\$113	Incident	Fee
Traction Splint	Procedure to stabilize femur fracture	\$103	Incident	Fee
Cardioversion	Cardiac treatment procedure	\$68	Treatment	Fee
Transcutaneous Pacing	Cardiac Treatment Procedure	\$68	Treatment	Fee
Intraosseous IV	Procedure to establish intravenous access	\$226	Treatment	Fee
King Airway	Procedure to establish artificial airway	\$159	Treatment	Fee
MEDICATION				
Medications and IV Solutions	Medications and/or intravenous solutions administered to patient during treatment.	Cost +75%	Unit	Fee
PLAN CHECKS - FIELD INSPECTIONS - CERTIFICATES				
Special Equipment Plan Check	Architects/Engineers/Contractors/Owners pay for the review of plans for fire and life safety compliance. Spray booths, fumigant chambers, pressure vessels and tanks, drying ovens, industrial baking ovens, industrial heating equipment, and other industrial equipment requiring Fire Dept. approval.	\$627	Application	Fee
Special Systems Plan Check - Vapor Recovery Systems (CUPA)	Architects/Engineers/Contractors/Owners pay for the review of plans for fire and life safety compliance. Vapor recovery systems requiring Fire Department approval.	\$833.00	Application	Fee

MASTER FEES AND CHARGES SCHEDULE

DEPARTMENT: FIRE				
Fee Name	Description	Fee	Per	Type
Special Systems Plan Check - Other	Architects/Engineers/Contractors/Owners pay for the review of plans for fire and life safety compliance. Dust collecting systems, commercial/industrial compressed or liquefied gas manifolds, and other special systems requiring Fire Department approval.	\$523	Application	Fee
Underground Fire Protection Piping	Underground Fire Protection Piping	\$483	Application	Fee
Smoke Control System Review and Inspection	Smoke Control System Review and Inspection	\$2772	Application	Fee
FLAMMABLE AND OTHER HAZARDOUS LIQUID STORAGE TANKS				
Underground Storage Tank Plan Check (CUPA)	Engineers/Contractors/Owners pay for the review of plans for fire and life safety compliance. Underground storage tanks - installation, repair, removal or approved abandonment, first tank.	\$1,233 + \$617 per add'l tank	Application	Fee
Underground Storage Tank Piping Plan Check (CUPA)	Engineers/Contractors/Owners pay for the review of plans for fire and life safety compliance. When not in conjunction with underground storage tank in PC-07 A referenced above; repair, replacement or removal at the same location by street address.	\$1,087.00	Application	Fee
Underground Storage Tank Monitoring Wells Plan Check (CUPA)	Engineers/Contractors/Owners pay for the review of plans for fire and life safety compliance. Installation or removal.	\$1,260 + \$546 per add'l well	Application	Fee
Aboveground Storage Tanks - Installation, Repair, Removal or Approved Abandonment Plan Check	Engineers/Contractors/Owners pay for the review of plans for fire and life safety compliance. Installation, removal or approved abandonment.	\$550 + \$309 per add'l tank	Application	Fee
Aboveground Storage Tank Piping Plan Check	Engineers/Contractors/Owners pay for the review of plans for fire and life safety compliance. When not in conjunction with above ground storage tank PC-07D above; repair, replacement or removal at same location by street address.	\$494 + \$265 per 100ft piping	Application	Fee
Processing/Refining To Each Cracking Tower Plan Check	Engineers/Contractors/Owners pay for the review of plans for fire and life safety compliance.	\$1034	Application	Fee
MISCELLANEOUS				
Code Alternate Review & Comment	Code Alternate Review & Comment	\$751	Application	Fee
Off Hour Inspections	Inspections performed off normal hours - 2 hour minimum	\$139	Hour, minimum billing 2 hours	Fee

MASTER FEES AND CHARGES SCHEDULE

DEPARTMENT: FIRE				
Fee Name	Description	Fee	Per	Type
MISCELLANEOUS				
Plan review resubmittal on the 3rd and each subsequent inspection (1 hr min) with supervisor approval. (CUPA)	Plan review resubmittal on the 3rd and each subsequent inspection (1 hr min) with supervisor approval.	120	Hour, minimum billing 1 hour	Fee
Plan review of revisions to originally approved plans with supervisor approval. (CUPA)	Plan review of revisions to originally approved plans with supervisor approval.	120	Hour, minimum billing 1 hour	Fee
Accelerate plan review (work performed after hours - 2 hr min) with supervisor approval. (CUPA)	Accelerate plan review (work performed after hours - 2 hr min) with supervisor approval.	120	Hour, minimum billing 2 hours	Fee
Off-Hour Inspections (CUPA)	Inspections performed off normal work hours - 2 hr minimum	120	Hour, minimum billing 2 hours	Fee
SURCHARGES				
Technology Surcharge	Surcharge to fund the continued upgrade and maintenance of technology	The total of 6.2% of each fee imposed or authorized by the provisions of Title 18 of the Municipal Code.	Application	Fee
ANNUAL FIRE PERMITS				
GENERAL USE PERMIT AND CERTIFICATES shall be required for any activity or operation not specifically described below which, in the judgment of the Fire Chief or Fire Marshal is likely to produce conditions hazardous to life or property, and shall be accompanied by fees as set forth herein	Owners/Tenants pay for the inspection of their operation.	\$410	Annual Permit	Fee
Tire recapping or rebuilding plant	Owners/Tenants pay for the inspection of their operation.	\$410	Annual Permit	Fee
Waste Handling - automobile wrecking yards, junk yards or waste material handling plants	Owners/Tenants pay for the inspection of their operation.	\$410	Annual Permit	Fee

MASTER FEES AND CHARGES SCHEDULE

DEPARTMENT: FIRE				
Fee Name	Description	Fee	Per	Type
Cellulose nitrate: Plastics (Pyroxlin) – storage and/or manufacturing of Cellulose nitrate motion picture film	Owners/Tenants pay for the inspection of their operation.	\$410	Annual Permit	Fee
Combustible fibers or material storage and/or handling, over 100 cubic feet	Owners/Tenants pay for the inspection of their operation.	\$410	Annual Permit	Fee
Compressed gases – storage, handling and/or use - Non-flammable 6,000 to 12,000 cubic feet	Owners/Tenants pay for the inspection of their operation.	\$309	Annual Permit	Fee
Compressed gases - Non-flammable over 12,000 cubic feet	Owners/Tenants pay for the inspection of their operation.	\$410	Annual Permit	Fee
Compressed gases - Flammable 200 to 12,000 cubic feet	Owners/Tenants pay for the inspection of their operation.	\$309	Annual Permit	Fee
Compressed gases - Flammable over 12,000 cubic feet	Owners/Tenants pay for the inspection of their operation.	\$410	Annual Permit	Fee
Cryogenic fluids - storage, handling, and/or use - see CFC Table 105.6.10	Owners/Tenants pay for the inspection of their operation.	\$410	Annual Permit	Fee
Explosives, Including fireworks and pyrotechnic devices – possession, storage, and/or transportation	Owners/Tenants pay for the inspection of their operation.	\$699	Annual Permit	Fee
Flammable finishes – spraying or dipping operations .	Owners/Tenants pay for the inspection of their operation. Spray finishing, dip tanks, electrostatic apparatus, automobile undercoating, power coating and organic peroxides and dual component coatings.	\$410	Annual Permit	Fee
Flammable and combustible liquids – storage, handling, and/or use - Underground storage. (CUPA)	Owners/Tenants pay for the inspection of their operation. Per tank, piping and vapor recovery system.	\$720.00	Annual Permit	Fee
Flammable and combustible liquids – Storage, handle, and use of Class 1 liquid in excess of 5 gals inside & 10 gals outside. Class II & IIIA liquid in excess of 25 gals inside & 60 gals outside	Owners/Tenants pay for the inspection of their operation.	\$410	Annual Permit	Fee

MASTER FEES AND CHARGES SCHEDULE

DEPARTMENT: FIRE				
Fee Name	Description	Fee	Per	Type
Flammable and combustible liquids . Above ground bulk storage for each 250,000 BBL or major fraction thereof	Owners/Tenants pay for the inspection of their operation.	\$400	Annual Permit	Fee
Operate tank vehicles, equipment, terminals, refineries, distilleries, and similar facilities.	Owners/Tenants pay for the inspection of their operation.	\$745	Annual Permit	Fee
Fumigation and thermal insecticidal fogging and fruit ripening processes when using any hazardous, toxic and/or flammable gases, liquids or solids	Owners/Tenants pay for the inspection of their operation.	\$625	Annual Permit	Fee
Garages-motor vehicle repair	Owners/Tenants pay for the inspection of their operation.	\$410	Annual Permit	Fee
Haz Mats– Corrosives - storage, transport onsite, use, handle, dispense more than 55 gals, 500 lbs, 200 cu.ft.	Owners/Tenants pay for the inspection of their operation.	\$255	Annual Permit	Fee
Haz Mats– Oxidizing Materials - storage, transport onsite, use, handle, dispense see CFC Table 105.6.20	Owners/Tenants pay for the inspection of their operation.	\$255	Annual Permit	Fee
Haz Mats– Organic Peroxides- storage, transport onsite, use, handle, dispense see CFC Table 105.6.20	Owners/Tenants pay for the inspection of their operation.	\$410	Annual Permit	Fee
Haz Mats– Highly Toxic Materials - storage, transport onsite, use, handle, dispense any amount of gas. liquid or solid	Owners/Tenants pay for the inspection of their operation.	\$410	Annual Permit	Fee
Haz Mats– Toxic Materials - storage, transport onsite, use, handle, dispense more than 10 gals, 100 lbs, any cu.ft.	Owners/Tenants pay for the inspection of their operation.	\$255	Annual Permit	Fee

MASTER FEES AND CHARGES SCHEDULE

DEPARTMENT: FIRE				
Fee Name	Description	Fee	Per	Type
Haz Mats– Pyrophoric Materials - storage, transport onsite, use, handle, dispense any amount of gas. liquid or solid	Owners/Tenants pay for the inspection of their operation.	\$255	Annual Permit	Fee
Haz Mats– Unstable Reactive Materials - storage, transport onsite, use, handle, dispense see CFC Table 105.6.20	Owners/Tenants pay for the inspection of their operation.	\$255	Annual Permit	Fee
Haz Mats– Water-Reactive Materials - storage, transport onsite, use, handle, dispense see CFC Table 105.6.20	Owners/Tenants pay for the inspection of their operation.	\$255	Annual Permit	Fee
Haz Mats– Flammable Materials - storage, transport onsite, use, handle, dispense more than, 100 lbs	Owners/Tenants pay for the inspection of their operation.	\$255	Annual Permit	Fee
Liquid gases – storage, handling and/or transportation in a container, tank or tank vehicle	Owners/Tenants pay for the inspection of their operation.	\$435	Annual Permit	Fee
Combustible dust producing operations - coal, feed mill, or other operations producing combustible dusts.	Owners/Tenants pay for the inspection of their operation.	\$410	Annual Permit	Fee
Industrial Ovens – operation of	Owners/Tenants pay for the inspection of their operation.	\$410	Annual Permit	Fee
A-1 Occupancies - 2,000 and more occupancy load	Business operators pay for the inspection of their operation. Places of Assembly - Gathering together of 50 or more persons for purposes such as deliberations, education, instruction, worship, entertainment, amusement, drinking, dining or awaiting transportation; i.e. hotels, motels, (50 units or more) restaurants, theaters, bars, dance studios, trade schools, bowling alleys, billiard parlors, clubs, mortuaries, cemetery and/or wedding chapels, and places of worship. Assembly includes a stage.	\$1260	Annual Permit	Fee

MASTER FEES AND CHARGES SCHEDULE

DEPARTMENT: FIRE				
Fee Name	Description	Fee	Per	Type
A-1 Occupancies - 1,000 to 1,999 occupancy load	Business operators pay for the inspection of their operation. Places of Assembly - Gathering together of 50 or more persons for purposes such as deliberations, education, instruction, worship, entertainment, amusement, drinking, dining or awaiting transportation; i.e. hotels, motels, (50 units or more) restaurants, theaters, bars, dance studios, trade schools, bowling alleys, billiard parlors, clubs, mortuaries, cemetery and/or wedding chapels, and places of worship.	\$1150	Annual Permit	Fee
A-2 Occupancies - less than 1,000 occupancy load	Business operators pay for the inspection of their operation. Places of Assembly - Gathering together of 50 or more persons for purposes such as deliberations, education, instruction, worship, entertainment, amusement, drinking, dining or awaiting transportation; i.e. hotels, motels, (50 units or more) restaurants, theaters, bars, dance studios, trade schools, bowling alleys, billiard parlors, clubs, mortuaries, cemetery and/or wedding chapels, and places of worship. Assembly includes a stage.	\$745	Annual Permit	Fee
A-2.1 Occupancies - 2,000 and more occupancy load	Business operators pay for the inspection of their operation. Places of Assembly - Gathering together of 50 or more persons for purposes such as deliberations, education, instruction, worship, entertainment, amusement, drinking, dining or awaiting transportation; i.e. hotels, motels, (50 units or more) restaurants, theaters, bars, dance studios, trade schools, bowling alleys, billiard parlors, clubs, mortuaries, cemetery and/or wedding chapels, and places of worship.	\$745	Annual Permit	Fee
A-2.1 Occupancies - 300 to 1,999 occupancy load	Business operators pay for the inspection of their operation. Places of Assembly - Gathering together of 50 or more persons for purposes such as deliberations, education, instruction, worship, entertainment, amusement, drinking, dining or awaiting transportation; i.e. hotels, motels, (50 units or more) restaurants, theaters, bars, dance studios, trade schools, bowling alleys, billiard parlors, clubs, mortuaries, cemetery and/or wedding chapels, and places of worship.	\$615	Annual Permit	Fee

MASTER FEES AND CHARGES SCHEDULE

DEPARTMENT: FIRE				
Fee Name	Description	Fee	Per	Type
A-3 Occupancies - 50 to 299 occupancy load	Business operators pay for the inspection of their operation. Places of Assembly - Gathering together of 50 or more persons for purposes such as deliberations, education, instruction, worship, entertainment, amusement, drinking, dining or awaiting transportation; i.e. hotels, motels, (50 units or more) restaurants, theaters, bars, dance studios, trade schools, bowling alleys, billiard parlors, clubs, mortuaries, cemetery and/or wedding chapels, and places of worship.	\$395	Annual Permit	Fee
Mechanical refrigeration operation	Business operators pay for the inspection of their operation.	\$410	Annual Permit	Fee
Airports, heliports and helistops	Business operators pay for the inspection of their operation.	\$625	Annual Permit	Fee
Rifle ranges	Business operators pay for the inspection of their operation.	\$410	Annual Permit	Fee
High pile combustible storage	Business operators pay for the inspection of their operation.	\$410	Annual Permit	Fee
Aviation Facilities – servicing and repairing of aircraft, fueling stations and aircraft re-fuelers	Business operators pay for the inspection of their operation.	\$745	Annual Permit	Fee
High-rise Buildings – buildings over 75 feet in height (fully fire sprinklered)	Business operators pay for the inspection of their operation.	\$1890	Annual Permit	Fee
Dry Cleaning plants using hazardous, toxic and/or flammable liquids	Business operators pay for the inspection of their operation.	\$410	Annual Permit	Fee
Lumber yards - storage or processing of lumber over 100,000 board feet.	Business operators pay for the inspection of their operation.	\$410	Annual Permit	Fee
Malls, covered	Business operators pay for the inspection of their operation.	\$410	Annual Permit	Fee
Aircraft Fueling / Service Station (CUPA)	Business operators pay for the inspection of their operation.	\$373.00	Annual Permit	Fee
Asbestos Removal	Business operators pay for the inspection of their operation.	\$410	Annual Permit	Fee
Auto Fueling / Service Station (CUPA)	Business operators pay for the inspection of their operation.	\$639.00	Annual Permit	Fee
Candles & Open Flames	Business operators pay for the inspection of their operation.	\$410	Annual Permit	Fee
Commercial Rubbish – Handling Operation	Business operators pay for the inspection of their operation.	\$410	Annual Permit	Fee
Marine Fueling / Service Station (CUPA)	Business operators pay for the inspection of their operation.	\$373.00	Annual Permit	Fee

MASTER FEES AND CHARGES SCHEDULE

DEPARTMENT: FIRE				
Fee Name	Description	Fee	Per	Type
Natural Gasoline Plant	Business operators pay for the inspection of their operation.	\$2485	Annual Permit	Fee
OTHER ANNUAL FIRE PERMITS				
Organic Coating	Business operators pay for the inspection of their operation.	\$410	Annual Permit	Fee
Paint, Coating or other Surface Finish	Business operators pay for the inspection of their operation.	\$410	Annual Permit	Fee
Roofing Kettle	Business operators pay for the inspection of their operation.	\$410	Annual Permit	Fee
Welding and Cutting Operations	Business operators pay for the inspection of their operation.	\$410	Annual Permit	Fee
Level 2 or 3 aerosol products in excess of 500 pounds.	Business operators pay for the inspection of their operation.	\$255	Annual Permit	Fee
Amusement buildings	Business operators pay for the inspection of their operation.	\$410	Annual Permit	Fee
Hazardous production materials facilities	Business operators pay for the inspection of their operation.	\$410	Annual Permit	Fee
Hot work operations	Business operators pay for the inspection of their operation.	\$255	Annual Permit	Fee
Woodworking plants - storage or processing of lumber over 100,000 board feet.	Business operators pay for the inspection of their operation.	\$410	Annual Permit	Fee
Magnesium - to melt, cast, heat treat or grind more than 10 pounds	Business operators pay for the inspection of their operation.	\$255	Annual Permit	Fee
Miscellaneous combustible storage - store miscellaneous combustibles in a building or on a premise in excess of 2500 cubic feet.	Business operators pay for the inspection of their operation.	\$255	Annual Permit	Fee
Tire storage	Business operators pay for the inspection of their operation. Establish, conduct or maintain storage of scrap tires and tire byproducts 2500 cu. Ft and for storage of tires and tire byproducts inside.	\$255	Annual Permit	Fee
Wood products -	Business operators pay for the inspection of their operation. Store chips, hogged material, lumber or plywood in excess of 200 cu. Ft.	\$255	Annual Permit	Fee
Battery system - Lead acid battery systems having a liquid capacity greater than 50 gallons	Property owners pay for the inspection of their building.	\$255	Annual Permit	Fee

MASTER FEES AND CHARGES SCHEDULE

DEPARTMENT: FIRE				
Fee Name	Description	Fee	Per	Type
Live Audience	Business operators pay for the inspection of their operation. To install seating arrangements for live audiences in approved production facilities, production studios, and sound stages.	\$255	Annual Permit	Fee
Radioactive material - Storage or handling of radioactive material	Business operators pay for the inspection of their operation.	\$255	Annual Permit	Fee
A-1 Occupancy	Property owners pay for the inspection of their building. Assembly use usually with fixed seating intended for the production and viewing of the performing arts or motion pictures.	\$1260	Annual Permit	Fee
A-2 Occupancy - 50 to 299 occupants	Property owners pay for the inspection of their building. Assembly use intended for food and/or drink consumption.	\$410	Annual Permit	Fee
A-2 Occupancy - More than 299 occupants	Property owners pay for the inspection of their building. Assembly use intended for food and/or drink consumption.	\$745	Annual Permit	Fee
A-3 Occupancy	Property owners pay for the inspection of their building. Assembly use intended for worship, recreation, amusement and other assembly uses not classified elsewhere in Group A Occupancy.	\$745	Annual Permit	Fee
A-4 Occupancy	Property owners pay for the inspection of their building. Assembly use intended for the viewing of indoor sporting events and activities.	\$1260	Annual Permit	Fee
A-5 Occupancy	Property owners pay for the inspection of their building. Assembly use intended for participation in or viewing of outdoor activities.	\$745	Annual Permit	Fee
E Occupancy	Business operators pay for the inspection of their operation.	\$410	Annual Permit	Fee
E (daycare) Occupancy	Business operators pay for the inspection of their operation.	\$410	Annual Permit	Fee
I-1 Occupancy	Business operators pay for the inspection of their operation.	\$410	Annual Permit	Fee
I-2 Occupancy	Business operators pay for the inspection of their operation.	\$410	Annual Permit	Fee
I-2.1 Occupancy	Business operators pay for the inspection of their operation.	\$395	Annual Permit	Fee
I-3 Occupancy	Business operators pay for the inspection of their operation.	\$410	Annual Permit	Fee
I-4 Occupancy	Business operators pay for the inspection of their operation.	\$410	Annual Permit	Fee
R-2.1 Occupancy	Business owners pay for the inspection of their operation	\$410	Annual Permit	Fee
R-4 Occupancy	Business operators pay for the inspection of their operations	\$410	Annual Permit	Fee

MASTER FEES AND CHARGES SCHEDULE

DEPARTMENT: FIRE				
Fee Name	Description	Fee	Per	Type
Cannabis Dispensary Facility Permit	Property owners/operators pay for the inspection of their facility	\$273	Annual Permit	Fee
Cannabis Cultivation Facility Permit	Property owners/operators pay for the inspection of their facility	\$410	Annual Permit	Fee
Cannabis Manufacturing Facility Permit	Property owners/operators pay for the inspection of their facility	\$684	Annual Permit	Fee
Cannabis Testing Facility Permit	Property owners/operators pay for the inspection of their facility	\$410	Annual Permit	Fee
Cannabis Distribution Facility Permit	Property owners/operators pay for the inspection of their facility	\$410	Annual Permit	Fee
Late Payment Penalty	Fee Charged by Fire Department for Late Payment on Fire Permit	30% of original fee	Permit	Penalty
CUPA: Late Payment Penalty	Fee Charged by Fire Department for Late Payment on Fire Permit or Hazardous Materials Disclosure Program Fee	30% of original fee	Permit or Inspection	Penalty
FIRE SPRINKLER RETROFIT ALTERNATIVE PERMITS				
Multi-family, hotels, motels, and condominiums with 51 to 100 units	Property owners/operators pay for the inspection of their building	\$200	Building	Fee
Multi-family, hotels, motels, and condominiums with 101 to 200 units	Property owners/operators pay for the inspection of their building	\$235	Building	Fee
Multi-family, hotels, motels, and condominiums with 201 units and greater	Property owners/operators pay for the inspection of their building	\$283	Building	Fee
High-rise buildings (75ft and higher)	Property owners/operators pay for the inspection of their building	\$2595	Building	Fee
1st Reinspection	Property owners/operators pay for the inspection of their building and are assessed a fee for failure to comply with violation notices	\$0	Reinspection	Fee
2nd Reinspection	Property owners/operators pay for the inspection of their building and are assessed a fee for failure to comply with violation notices	150% of permit fee	Reinspection	Fee
3rd and each subsequent Reinspection	Property owners/operators pay for the inspection of their building and are assessed a fee for failure to comply with violation notices	200% of permit fee	Reinspection	Fee
MULTI-FAMILY RESIDENTIAL INSPECTION PERMIT				
Multi-family residential property and condominiums with 3 to 10 units	Property owners/operators pay for the inspection of their building	\$103	Building	Fee
Multi-family residential property and condominiums with 11 to 50 units	Property owners/operators pay for the inspection of their building	\$144	Building	Fee

MASTER FEES AND CHARGES SCHEDULE

DEPARTMENT: FIRE				
Fee Name	Description	Fee	Per	Type
MULTI-FAMILY RESIDENTIAL INSPECTION PERMIT				
Multi-family residential property and condominiums with 51 to 100 units	Property owners/operators pay for the inspection of their building	\$154	Building	Fee
Multi-family residential property and condominiums with 101 to 200 units	Property owners/operators pay for the inspection of their building	\$175	Building	Fee
Multi-family residential property and condominiums with 201 units and greater	Property owners/operators pay for the inspection of their building	\$235	Building	Fee
Hotels/Motels with 3 to 10 units	Property owners/operators pay for the inspection of their building	\$225	Building	Fee
Hotels/Motels with 11 to 50 units	Property owners/operators pay for the inspection of their building	\$303	Building	Fee
Hotels/Motels with 51 to 100 units	Property owners/operators pay for the inspection of their building	\$458	Building	Fee
Hotels/Motels with 101 to 200 units	Property owners/operators pay for the inspection of their building	\$615	Building	Fee
1st Reinspection	Property owners/operators pay for the inspection of their building and are assessed a fee for failure to comply with violation notices	\$0	Reinspection	Fee
2nd Reinspection	Property owners/operators pay for the inspection of their building and are assessed a fee for failure to comply with violation notices	150% of the permit fee	Reinspection	Fee
3rd and each subsequent Reinspection	Property owners/operators pay for the inspection of their building and are assessed a fee for failure to comply with violation notices	200% of the permit fee	Reinspection	Fee
SPECIAL ACTIVITIES AND EVENTS - ONE TIME PERMITS				
Fireworks – outside public display . Approved standby fire-watch required at operator’s expense, refer to MS-02A	Event organizers/operators pay for inspections which determine whether or not the events are being conducted in a safe and compliant manner for all participants.	\$625	Event	Fee
Blasting operations – for each 4 hr period or any fraction thereof. Approved standby fire-watch may be required at operator’s expense, refer to MS-02A-C, MS-03 and MS-04A-C	Business operators pay for the inspection of their operation to determine whether or not conditions exist which are hazardous to life or property.	\$745	Event	Fee

MASTER FEES AND CHARGES SCHEDULE

DEPARTMENT: FIRE				
Fee Name	Description	Fee	Per	Type
Special Events Plan Check & Site Inspection– other than tents and air supported structures. Approved standby fire-watch may be required at operator's expense, refer to MS-02. For reinspection charges see MS-01. Less than 30,000 sq. ft. or an occupant load of less than 2,000 whichever is more restrictive	Event organizers/operators pay for inspections which determine whether or not the events are being conducted in a safe and compliant manner for all participants. Public assembly, stage productions, exhibits, reviewing stands, grandstands and bleachers, trade shows, concerts, banquets, etc.	\$410	Event	Fee
Special Events Plan Check & Site Inspection– other than tents and air supported structures. Approved standby fire-watch may be required at operator's expense, refer to MS-02. For reinspection charges see MS-01. 30,000 to 60,000 sq. ft. or an occupant load of 2,001 to 4,000, whichever is more restrictive	Event organizers/operators pay for inspections which determine whether or not the events are being conducted in a safe and compliant manner. Public assembly, stage productions, exhibits, reviewing stands, grandstands and bleachers, trade shows, concerts, banquets, etc.	\$458	Event	Fee
Special Events Plan Check & Site Inspection– other than tents and air supported structures. Approved standby fire-watch may be required at operator's expense, refer to MS-02. For reinspection charges see MS-01. 60,001 to 90,000 sq. ft. or an occupant load of 4,001 to 6,000, whichever is more restrictive	Event organizers/operators pay for inspections which determine whether or not the events are being conducted in a safe and compliant manner. Public assembly, stage productions, exhibits, reviewing stands, grandstands and bleachers, trade shows, concerts, banquets, etc.	\$520	Event	Fee

MASTER FEES AND CHARGES SCHEDULE

DEPARTMENT: FIRE				
Fee Name	Description	Fee	Per	Type
Special Events Plan Check & Site Inspection– other than tents and air supported structures. Approved standby fire-watch may be required at operator's expense, refer to MS-02. For reinspection charges see MS-01. 90,001 to 120,000 sq. ft. or an occupant load of 6,001 to 8,000, whichever is more restrictive	Event organizers/operators pay for inspections which determine whether or not the events are being conducted in a safe and compliant manner. Public assembly, stage productions, exhibits, reviewing stands, grandstands and bleachers, trade shows, concerts, banquets, etc.	\$625	Event	Fee
Special Events Plan Check & Site Inspection– other than tents and air supported structures. Approved standby fire-watch may be required at operator's expense, refer to MS-02. For reinspection charges see MS-01. 120,001 to 150,000 sq. ft. or an occupant load of 8,001 to 10,000, whichever is more restrictive	Event organizers/operators pay for inspections which determine whether or not the events are being conducted in a safe and compliant manner. Public assembly, stage productions, exhibits, reviewing stands, grandstands and bleachers, trade shows, concerts, banquets, etc.	\$745	Event	Fee
Special Events Plan Check & Site Inspection– other than tents and air supported structures. Approved standby fire-watch may be required at operator's expense, refer to MS-02. For reinspection charges see MS-01. Over 150,000 sq. ft. or an occupant load of over 10,000, whichever is more restrictive	Event organizers/operators pay for inspections which determine whether or not the events are being conducted in a safe and compliant manner. Public assembly, stage productions, exhibits, reviewing stands, grandstands and bleachers, trade shows, concerts, banquets, etc.	\$925	Event	Fee
Tents and Air-supported Structures not exceeding 4000 sq. ft in total gross area. Approved standby fire-watch required at operator's expense, refer to MS-02.	Event organizers/operators pay for the inspection of their operation to determine whether or not conditions which are hazardous to life or property exist.	\$410	Event	Fee

MASTER FEES AND CHARGES SCHEDULE

DEPARTMENT: FIRE				
Fee Name	Description	Fee	Per	Type
Tents and Air-supported Structures 4001 to 10,000 sq. ft in total gross area. Approved standby fire-watch required at operator's expense, refer to MS-02.	Event organizers/operators pay for the inspection of their operation to determine whether or not conditions which are hazardous to life or property exist.	\$520	Event	Fee
Tents and Air-supported Structures over 10,000 sq. ft in total gross area. Approved standby fire-watch required at operator's expense, refer to MS-02.	Event organizers/operators pay for the inspection of their operation to determine whether or not conditions which are hazardous to life or property exist.	\$700	Event	Fee
Bowling pin or alley refinishing	Business operators pay for the inspection of their operation.	\$410	Event	Fee
Fumigation or thermal insecticidal fogging operation	Business operators pay for the inspection of their operation.	\$410	Event	Fee
Hot Air Balloon – open flame device – 24-hour permit	Event organizers/operators pay for inspections which determine whether or not the events are being conducted in a safe and compliant manner.	\$410	Event	Fee
Helistop – temporary landing site – 24-hour permit. May require approved standby fire-watch at operator's expense, refer to MS-03 and MS-04	Event organizers/operators pay for inspections which determine whether or not the events are being conducted in a safe and compliant manner for all participants.	\$410	Event	Fee
Floor Finishing	Business operators pay for the inspection of their operation.	\$410	Event	Fee
Liquid or gas fueled vehicles or equipment in assembly buildings	Business operators pay for the inspection of their operation. Liquid or gas fueled vehicles or equipment displayed, operated, or demonstrated in assembly buildings.	\$410	Event	Fee
Open burning	Business operators pay for the inspection of their operation.	\$400	Event	Fee
Recreational fire	Business operators pay for the inspection of their operation.	\$410	Event	Fee
Tanks out of service - To place out of service an underground tank (CUPA)	Business operators pay for the inspection of their operation.	\$364.00	Event	Fee
Tanks out of service - To place out of service an aboveground tank	Business operators pay for the inspection of their operation.	\$410	Event	Fee

MASTER FEES AND CHARGES SCHEDULE

DEPARTMENT: FIRE				
Fee Name	Description	Fee	Per	Type
Tents and Air-supported Structures not exceeding 4000 sq. ft in total gross area., installed in combination with one of SA-03A through SA-03F above.	Event organizers/operators pay for the inspection of their operation to determine whether or not conditions which are hazardous to life or property exist.	\$113	Event	Fee
Tents and Air-supported Structures 4001 to 10,000 sq. ft in total gross area., installed in combination with one of SA-03A through SA-03F above.	Event organizers/operators pay for the inspection of their operation to determine whether or not conditions which are hazardous to life or property exist.	\$225	Event	Fee
Tents and Air-supported Structures over 10,000 sq. ft in total gross area., installed in combination with one of SA-03A through SA-03F above.	Event organizers/operators pay for the inspection of their operation to determine whether or not conditions which are hazardous to life or property exist.	\$410	Event	Fee
Pyrotechnical Special Effects Material use and handling	Business operators pay for the inspection of their operation.	\$255	Event	Fee
Production facilities	Business operators pay for the inspection of their operation. To changes use or occupancy, or allow the attendance of a live audience, or for wrap parties.	\$400	Event	Fee
Carnival and Fairs	Business operators pay for the inspection of their operation.	\$410	Annual Permit	Fee
MISCELLANEOUS PERMITS AND FEES				
Copies of medical documents via subpoena.	Individuals or companies pay for hard copies of reports or documents. This fee applies specifically to medical reports or documents requested via subpoena. Conforms to California State Evidence Code.	\$0.10	Page	Fee
Reinspection - 1st Offense	Reinspection, as a result of requested inspection not canceled a minimum of two hours or more prior to established appointment time, or not ready for inspection and/or test upon arrival of the Fire Department representative.	\$0	Reinspection	Fee
Reinspection - 2nd Offense	Reinspection, as a result of requested inspection not canceled a minimum of two hours or more prior to established appointment time, or not ready for inspection and/or test upon arrival of the Fire Department representative.	\$262	Reinspection	Fee

MASTER FEES AND CHARGES SCHEDULE

DEPARTMENT: FIRE				
Fee Name	Description	Fee	Per	Type
Reinspection - 3rd and each subsequent Offense	Reinspection, as a result of requested inspection not canceled a minimum of two hours or more prior to established appointment time, or not ready for inspection and/or test upon arrival of the Fire Department representative.	\$519	Reinspection	Fee
1st Reinspection - Non Compliance with Code Enforcement for occupancies / uses not required to obtain an operational fire permit	Owners/operators are assessed for failing to comply with violation notice	\$0	Reinspection	Fee
2nd Reinspection - Non Compliance with Code Enforcement for occupancies / uses not required to obtain an operational fire permit	Owners/operators are assessed for failing to comply with violation notice	\$262	Reinspection	Fee
3rd and each subsequent Reinspection - Non Compliance with Code Enforcement for occupancies / uses not required to obtain an operational fire permit	Owners/operators are assessed for failing to comply with violation notice	\$519	Reinspection	Fee
1st Reinspection - Non Compliance with HazMat / BEP / UST / APSA (CUPA)	Owners/operators are assessed for failing to comply with Haz Mat, BEP, UST and/or APSA inspection or failing to comply with violation notice.	\$0	Reinspection	Fee
2nd Reinspection - Non Compliance with HazMat / BEP / UST / APSA (CUPA)	Owners/operators are assessed for failing to comply with Haz Mat, BEP, UST and/or APSA inspection or failing to comply with violation notice.	150% of the permit fee	Reinspection	Fee
3rd and each subsequent Reinspection - Non Compliance with HazMat / BEP / UST/ APSA (CUPA)	Owners/operators are assessed for failing to comply with Haz Mat, BEP, UST and/or APSA inspection or failing to comply with violation notice.	200% of the permit fee	Reinspection	Fee
1st Reinspection - Non Compliance with Code Enforcement for occupancies / uses with an operational fire permit	Owners/operators are assessed for failing to comply with violation notice	\$0	Reinspection	Fee
2nd Reinspection - Non Compliance with Code Enforcement for occupancies / uses with an operational fire permit	Owners/operators are assessed for failing to comply with violation notice	150% of the permit fee	Reinspection	Fee

MASTER FEES AND CHARGES SCHEDULE

DEPARTMENT: FIRE				
Fee Name	Description	Fee	Per	Type
3rd and each subsequent Reinspection - Non Compliance with Code Enforcement for occupancies / uses with an operational fire permit	Owners/operators are assessed for failing to comply with violation notice	200% of the permit fee	Reinspection	Fee
Stand-by Fire Safety Officer - Fire Prevention	Event organizers/promoters and film production companies pay for water safety, water traffic control and basic life support (emergency medical technicians) during events or filming.	107	Hour, minimum billing of 4 hours	Fee
Stand-by Fire Safety Officer - Marine Safety – Land	Event organizers/promoters and film production companies pay for water safety, water traffic control and basic life support (emergency medical technicians) during events or filming.	103	Hour, minimum billing of 4 hours	Fee
Stand-by Fire Prevention or Marine Safety Watch - Marine Safety – Water	Event organizers/promoters and film production companies pay for water safety, water traffic control and basic life support (emergency medical technicians) during events or filming.	325	Hour, minimum billing of 4 hours	Fee
Stand-by Ambulance Operators and/or Lifeguards-NC - Basic First Aid	Event organizers/operators pay for fire personnel (Ambulance Operators and/or Lifeguards-NC) to be on stand-by to provide basic first aid.	41	Hour, minimum billing of 4 hours	Fee
Fire Prevention or Marine Safety spot check of event in lieu of Stand By FSO, as approved by the Fire Marshal	Event organizers/promoters and film production companies pay for water safety, water traffic control and basic life support (emergency medical technicians) during events or filming.	130.00	Hour	Fee
Fire Dept. Equipment with Crew standby time utilizing in-service units for a maximum of one hour.	Event organizers/operators pay for the standby of fire personnel to supervise events ensuring compliance with fire and life safety issues. A security deposit is required when a standby fire suppression unit with personnel is required by the Fire Chief or Fire Marshal, or when requested. The deposit shall be \$505, which will cover one hour of such standby. This check will be refunded in full if the standby fire suppression unit with personnel is not required and/or at the scene for more than fifteen (15) minutes	\$600	Event	Fee
Fire Dept. Equipment with Crew required or requested standby time utilizing "Call-back" personnel, for each Rescue Ambulance	Event organizers/operators pay for fire personnel to supervise events ensuring compliance with fire and life safety issues. Rescue ambulance \$44/day plus \$102.5/hour for each of 2 paramedics. Minimum billing of 4 hrs.	\$1,039 minimum, \$240 each addl hour	Hour, minimum billing of 4 hours	Fee

MASTER FEES AND CHARGES SCHEDULE

DEPARTMENT: FIRE				
Fee Name	Description	Fee	Per	Type
Fire Dept. Equipment with Crew required or requested standby time utilizing "Call-back" personnel, for each Fire Engine	Event organizers/operators pay for fire personnel to supervise events ensuring compliance with fire and life safety issues. Fire engine \$115/day plus \$101.25/hour for each of four crew members. Minimum billing of 4 hrs.	\$2,103 minimum, \$483 each addl hour	Hour, minimum billing of 4 hours	Fee
Fire Dept. Equipment with Crew required or requested standby time utilizing "Call-back" personnel, for each Ladder Truck	Event organizers/operators pay for fire personnel to supervise events ensuring compliance with fire and life safety issues. Ladder truck \$170/day plus \$101.25/hour for each of four crew members. Minimum billing of 4 hrs.	\$2,165 minimum, \$489 each addl hour	Hour, minimum billing of 4 hours	Fee
Overnight Stay without fire watch 0 - 299 persons	Owners/operators pay for the fire and life safety inspection of an event.	\$293	Event	Fee
Rescue ambulance or Chief officer car	Event organizers/operators pay for apparatus/vehicle used for events under the supervision of a Fire Safety Officer ensuring compliance with fire and life safety issues. Daily rate for use of apparatus/vehicle only.	\$52	Daily Rate	Fee
Fire Engine or Mobile Command Unit	Event organizers/operators pay for apparatus/vehicle used for events under the supervision of a Fire Safety Officer ensuring compliance with fire and life safety issues. Daily rate for use of apparatus/vehicle only.	\$144	Daily Rate	Fee
Ladder Truck	Event organizers/operators pay for apparatus/vehicle used for events under the supervision of a Fire Safety Officer ensuring compliance with fire and life safety issues. Daily rate for use of apparatus/vehicle only.	\$200	Daily Rate	Fee
Lifeguard Rescue Boat	Event organizers/operators pay for apparatus/vehicle used for events under the supervision of a Fire Safety Officer ensuring compliance with fire and life safety issues. Daily rate for use of apparatus/vehicle only.	\$293	Daily Rate	Fee
Copies of reports and documents.	Individuals or companies pay for hard copies of reports or documents. Fees will be charged and collected for duplication of any record, paper, or instrument in an amount consistent with applicable state law.	\$0.2	Page	Fee
Processing Fee	Processing of plans, permits, applications, etc.	\$50	Application	Fee
Business License Inspection	To conduct a business license inspection	\$195	Inspection	Fee
Junior Lifeguard Program Fee	Parents or guardians of youth pay for them to attend the summer program.	\$535	Participant	Fee
Subpoena Fee	Copy of report for a subpoena or record request from a law office with signed client (patient) authorization. As established by State law.	\$15	Report	Fee

MASTER FEES AND CHARGES SCHEDULE

DEPARTMENT: FIRE				
Fee Name	Description	Fee	Per	Type
Residential Care Preinspection Fee - 25 or fewer persons	Preinspection of a residential care facility with 25 or fewer persons	\$250	Inspection	Fee
Residential Care Preinspection Fee - 26 or more persons	Preinspection of a residential care facility with 26 or more persons	\$375	Inspection	Fee
Fire clearance required by Federal, State or any other govt. agency - B Occupancy	Business operators pay for the inspection of their operation.	\$410	Inspection	Fee
Fire clearance required by Federal , State or any other govt. agency - R-3 Occupancy – 8 children or less	Business operators pay for the inspection of their operation.	exempt	Inspection	Fee
Fire clearance required by Federal , State or any other govt. agency - R-3 Occupancy – 9 to 14 children	Business operators pay for the inspection of their operation.	\$410	Inspection	Fee
Fire clearance required by Federal, State or any other govt. agency - E Occupancy – More than 6 children older than 2 1/2 years of age	Business operators pay for the inspection of their operation.	\$410	Inspection	Fee
Fire clearance required by Federal , State or any other govt. agency - I-1 Occupancies – convalescent hospitals, nursing homes, homes for the aged, sanitariums, boarding homes, children's homes, - 6 to 99 persons Buildings housing 16 or more ambulatory persons on a 24 hour basis.	Business operators pay for the inspection of their operation.	\$410	Inspection	Fee

MASTER FEES AND CHARGES SCHEDULE

DEPARTMENT: FIRE				
Fee Name	Description	Fee	Per	Type
Fire clearance required by Federal , State or any other govt. agency - I-1 & 2 Occupancies – convalescent hospitals, nursing homes, homes for the aged, sanitariums, boarding homes, children's homes, - 100 and more persons Buildings used by more than 6 persons	Business operators pay for the inspection of their operation.	\$410	Inspection	Fee
Fire clearance required by Federal , State or any other govt agency - I-1 & I-2.1 Occupancy – Hospitals, Healthcare facility for outpatient medical care that render the person incapable of unassisted self-preservation of more than 5 such patients.	Business operators pay for the inspection of their operation.	\$625	Inspection	Fee
Fire clearance required by Federal, State or any other govt agency - I-3 Occupancy – Buildings that are inhabited by one or more persons who are under restraint.	Business operators pay for the inspection of their operation.	\$410	Inspection	Fee
Fire clearance required by Federal, State or any other govt agency - I-4 Occupancy – Adult Daycare more than 6 persons and childcare facility more than 6 children 2 1/2 years of age or less providing custodial care less than 24 hours.	Business operators pay for the inspection of their operation.	\$410	Inspection	Fee
Fire clearance required by Federal, State or any other govt agency - R-2.1 Occupancy – Residentially based 24 hour care facility where because of age, mental disability, or other reasons live in a supervised environment	Business operators pay for the inspection of their operation.	\$395	Inspection	Fee

MASTER FEES AND CHARGES SCHEDULE

DEPARTMENT: FIRE				
Fee Name	Description	Fee	Per	Type
Fire clearance required by Federal, State or any other govt agency - R-3.1 Occupancy – Residentially based 24 care facility for 6 or fewer clients of any age.	Business operators pay for the pre-inspection of their operation.	\$410	Inspection	Fee
Fire clearance required by Federal, State or any other govt agency - R-4 Occupancy – Buildings arranged for occupancy as residential care/assisted living of more than 6 ambulatory clients.	Business operators pay for the pre-inspection of their operation.	\$410	Inspection	Fee
Oil/Gas Wells, Initial Inspection	Business operators pay for the inspection of their operation. Initial Inspection.	\$319	Inspection	Fee
Oil/Gas Wells, Reinspection	Business operators pay for the inspection of their operation. Reinspection.	\$180	Inspection	Fee
Oil/Gas Wells, Vent Inspection	Business operators pay for the inspection of their operation. Oil Well Vent Inspection.	\$625	Inspection	Fee
Oil/Gas Wells, Abandoned Oil Well	Business operators pay for the review of drawings for their operation. Abandoned Oil Well Document Review.	\$400	Review	Fee
Oil/Gas Wells, Abandoned Oil Well	Business operators pay for the inspection of their operation. Abandoned Oil Well Inspection.	\$410	Inspection	Fee
Oil/Gas Wells, Drill or Re-drill Oil Well	Business operators pay for the inspection of their operation. Drill or redrill oil wells.	\$625	Inspection	Fee
Fire hydrants - to use or operate fire hydrants or valves intended for fire suppression purposes on fire access roads.	Business operators pay for the inspection of their operation.	\$255	Event	Fee
QUANTITY RANGES & PERMIT FEES FOR HAZARDOUS MATERIALS DISCLOSURE PROGRAM				
California Administrative Code, Title 19, California Health and Safety Code Chapter 6.95, Section 25505 (C) & (D) and Long Beach Ordinance C-6228				
Range 1 - Minor (CUPA)	Business operators pay for the inspection of their operation. Quantities 500-5,000, basis of measures lbs./solids; 55-550, basis of measures Gal./Liquids; 200-2,000 basis of measures Cu.Ft./Gases.	\$243.00	Inspection	Fee
Range 2 - Moderate (CUPA)	Business operators pay for the inspection of their operation. Quantities 5,001-25,000, basis of measures lbs./solids; 551-2,750, basis of measures Gal./Liquids; 2,001-10,000, basis of measures Cu.Ft./Gases.	\$346.00	Inspection	Fee

MASTER FEES AND CHARGES SCHEDULE

DEPARTMENT: FIRE				
Fee Name	Description	Fee	Per	Type
Range 3 - Major (CUPA)	Business operators pay for the inspection of their operation. Quantities 25,0001+, basis of measures lbs./solids; 2,751+, basis of measures Gal./Liquids; 10,001+ basis of measures Cu.Ft./Gases.	\$524.00	Inspection	Fee
Extraordinary Sites (CUPA)	Business operators pay for the inspection of their operation. *Subject to discretion of Fire Chief and/or requiring more than 8 hours of bureau work-hours per inspection cycle (See the Hazardous Materials Inspector for fees.)	\$909.00	Inspection	Fee
Carbon Dioxide (CUPA)	Business operators pay for the inspection of their operation. Quantities 200-1,000 Cu.Ft of Carbon Dioxide Gas	\$32	Inspection	Fee
TOWING, IMPOUND & OTHER CHARGES				
If the City is requested or required, for any reason, to tow, impound, pump out, or render other emergency or non-emergency services to a vessel, the owner thereof shall pay on demand the following charges for services:				
Towing and Hauling	Requested or required service will be charged to vessel owner.	\$185	Hour, minimum billing of 1 hour	Fee
Vehicle Accident and Hazardous Material Release Response and Mitigation Fee	Fee will be charged to recover costs for emergency response to vehicle accidents with hazardous material releases; incidents with release of hazardous materials; mitigation activities at vehicle accidents and hazardous material releases, and may include, but not be limited to, stopping the flow of releasing materials, containing and absorbing released materials, removing debris from roadways, providing safety precautions for the protection of victims, responders and other motorists and pedestrians. Actual cost based on standardized rates (schedules available upon request) for specific services required. Minimum 1/2 hour charge. Additional charges based on 15-minute increments.	\$319 - \$1,923	Incident	Fee
Impounded Towing	Requested or required service will be charged to vessel owner.	\$5.95	Foot of overall	Fee
Impound	Requested or required service will be charged to vessel owner.	\$144	Impound	Fee
Non-Emergency Dewatering Pump-Out	Requested or required service will be charged to vessel owner.	\$175	Hour, minimum billing of 1 hour	Fee

MASTER FEES AND CHARGES SCHEDULE

DEPARTMENT: FIRE				
Fee Name	Description	Fee	Per	Type
Telephone Line Installation	Boat slip permittee requests telephone line installation to dock box.	\$175	Hour, minimum billing of 1 hour	Fee
Non-emergency Dive Operation	Requested or Required Service will be billed to vessel / vehicle owner. Marine Safety members requested for non-emergency dive ops: i.e.: lost/stolen property recovery, vehicle and/or trailer recovery from water.	\$314	Hour, minimum billing of 1 hour	Fee
Containment Boom Deployment	Requested or Required Service will be billed to vessel owner. If a hazardous substance is released into the water, marine safety members will contain the substance with disposable boom material deployed on the water.	\$180	Hour, minimum billing of 1 hour	Fee
FIRE DEPARTMENT TRAINING CENTER				
<p>All LBFD props used by outside entities will require a facility representative to be present during the entire training period at a cost of \$70 per hour. Live fire training staffing numbers will be determined by the Fire Control 3-B Instructor assigned to the class but could involve up to 17 members to fill all safety positions. 1/2 day is either the period between 0800 and 1230 or 1230 to 1630. Any use that covers both periods will be considered a full day. A classroom session is any period up to an 8 hour use. Any period beyond 8 hours will be considered 2 sessions. Classes conducted after regular business hours or when staff is otherwise committed will require a facility representative to be present. UASI member agencies shall not incur a fee for use of UASI purchased props noted by an asterisk (*) but will be responsible for staff and material fees.</p>				
PROPS				
LIVE FIRE PROPS				
Training Tower, or Multi-Purpose Burn Building Prop*, or Flashover Container	Use of Fire Department Prop	\$345 plus Staff (at \$83/hr for each staff person) and materials	1/2 day or up to 4 hours	Rent
Training Tower, or Multi-Purpose Burn Building Prop*, or Flashover Container	Use of Fire Department Prop	\$473 plus Staff (at \$83/hr for each staff person) and materials	1 day or up to 8 hours	Rent
Old 306 Tanker Trailer with Burn Pan	Use of Fire Department Prop	\$242	1/2 day or up to 4 hours	Rent
Old 306 Tanker Trailer with Burn Pan	Use of Fire Department Prop	\$345	1 day or up to 8 hours	Rent
Fire Extinguisher Training Area	Use of Fire Department Prop	\$113 plus Staff (at \$83/hr for each staff person) and materials	1/2 day or up to 4 hours	Rent

MASTER FEES AND CHARGES SCHEDULE

DEPARTMENT: FIRE				
Fee Name	Description	Fee	Per	Type
PROPS				
Fire Extinguisher Training Area	Use of Fire Department Prop	\$180 plus Staff (at \$83/hr for each staff person) and materials	1 day or up to 8 hours	Rent
VENTILATION OPERATIONS				
"Tooth" Motel - Above Ground High/Low Pitch Roof Prop, or Panelized Roof Prop, or Conventional Flat Roof, or Multi-Purpose Burn Building Roof Prop, or Adjustable Pitch Roof Prop, or Rolling Rafters Prop, or Foot/Body Position Prop	Use of Fire Department Prop	\$240 plus materials	1/2 day or up to 4 hours	Rent
"Tooth" Motel - Above Ground High/Low Pitch Roof Prop, or Panelized Roof Prop, or Conventional Flat Roof, or Multi-Purpose Burn Building Roof Prop, or Adjustable Pitch Roof Prop, or Rolling Rafters Prop, or Foot/Body Position Prop	Use of Fire Department Prop	\$345 plus materials	1 day or up to 8 hours	Rent
FORCIBLE ENTRY				
Window / Crime Bar Prop, or Hinge Prop ("Tooth"), or Security Door (Tower Roof), or Inward/Outward Swinging Door Prop, or Roll-Down Door Prop (At the "Tooth")	Use of Fire Department Prop	\$240 plus materials	1/2 day or up to 4 hours	Rent
Window / Crime Bar Prop, or Hinge Prop ("Tooth"), or Security Door (Tower Roof), or Inward/Outward Swinging Door Prop, or Roll-Down Door Prop (At the "Tooth")	Use of Fire Department Prop	\$345 plus materials	1 day or up to 8 hours	Rent
HAZ MAT PROPS				

MASTER FEES AND CHARGES SCHEDULE

DEPARTMENT: FIRE				
Fee Name	Description	Fee	Per	Type
PROPS				
Multi-Discipline Fitting Simulator*, or 306 Tanker Trailer Rollover Prop*, or Rail Tank Car Prop*, or Loading Dock Prop*	Use of Fire Department Prop	\$240	1/2 day or up to 4 hours	Rent
Multi-Discipline Fitting Simulator*, or 306 Tanker Trailer Rollover Prop*, or Rail Tank Car Prop*, or Loading Dock Prop*	Use of Fire Department Prop	\$345	1 day or up to 8 hours	Rent
USAR PROPS				
Outdoor Classroom / Shelter*	Use of Fire Department Prop	\$240	1/2 day or up to 4 hours	Rent
Outdoor Classroom / Shelter*	Use of Fire Department Prop	\$345	1 day or up to 8 hours	Rent
Confined Space Maze, or Streetscape Collapse Prop*, or USAR Heavy Lift Props*	Use of Fire Department Prop	\$242 plus materials	1/2 day or up to 4 hours	Rent
Confined Space Maze, or Streetscape Collapse Prop*, or USAR Heavy Lift Props*	Use of Fire Department Prop	\$345 plus materials	1 day or up to 8 hours	Rent
MISCELLANEOUS PROPS				
Drafting Pit	Use of Fire Department Prop	\$240	1/2 day or up to 4 hours	Rent
Drafting Pit	Use of Fire Department Prop	\$345	1 day or up to 8 hours	Rent
Auto Extrication	Use of Fire Department Prop	\$345 plus materials	1/2 day or up to 4 hours	Rent
Auto Extrication	Use of Fire Department Prop	\$590 plus towing fees	1 day or up to 8 hours	Rent
FACILITIES AND CLASSROOMS				
FEES IN THIS CATEGORY EXCLUDE SPECIAL EVENT PERMITTED ACTIVITIES				
Entire Training Facility (includes both classrooms)	Use of Fire Department Facility	\$1,183 plus Staff (at \$82/hr for each staff person) and materials	1/2 day or up to 4 hours	Rent

MASTER FEES AND CHARGES SCHEDULE

DEPARTMENT: FIRE				
Fee Name	Description	Fee	Per	Type
FACILITIES AND CLASSROOMS				
Entire Training Facility (includes both classrooms)	Use of Fire Department Facility	\$1,774 plus Staff (at \$82/hr for each staff person) and materials	1 day or up to 8 hours	Rent
Training Classroom #1	Use of Fire Department Facility	\$240 per session	up to 8 hours	Rent
Training Classroom #2 (without video conference system) or Headquarters Classroom (without video conference system)	Use of Fire Department Facility	\$345 per session	up to 8 hours	Rent
Training Classroom #2 with use of video conference system or Headquarters Classroom with use of video conference system	Use of Fire Department Facility	\$473 per session	up to 8 hours	Rent
CLASSES				
Prevention Courses, Firefighting/Rescue Courses, Haz-Mat Courses, ICS Courses, ICS-All Risk Courses, Instructor Courses, Investigation Courses, Management Courses, Prevention Courses, Command Courses, Public Education Courses, Technical Rescue Courses, or other Fire Service related training	Classes in Fire Service related training	\$34.90 to \$705	person	Rent

MASTER FEES AND CHARGES SCHEDULE

DEPARTMENT: HEALTH & HUMAN SERVICES

DEPARTMENT OF HEALTH AND HUMAN SERVICES MEDICAL BILLING, CODING AND FEE SCHEDULES USER FEES BY PROGRAM

I. All third party medical billing and charges for medical services will be consistent with the most recent revision (payment methodology) of Medicare RBRVS (Resourced Based Relative Value Study); and/or the latest revision of the California Workers' Compensation Official Medical Fee Schedule; and/or the latest revision of the CMA CRVS (California Relative Value Study developed by the California Medical Association); and/or the latest revision of Medicaid (MediCal developed by the California Department of Health Services); and any other fee reimbursement format authorized by the California Department of Health Services.

Medical coding will be consistent with the most recent revision of Current Procedural Terminology

(CPT coding) communicating the services provided, and the most recent revision of International Classification of Diseases (ICD-9 coding) indicating the medical necessity of the encounter.

NOTE:

1. Any categories of service not listed above will be charged at a rate not to exceed the actual cost.
2. The City Health Officer, or designee, may waive any service fees where he/she determines a threat to the public health exists. Fee waiver shall be based upon financial need. Service fee waiver may be either total, or based on a sliding scale established by the Department of Health and Human Services.
3. The Department of Health and Human Services may increase or decrease public health vaccine and medication fees to respond to pricing changes.

II. VITAL STATISTICS

Fees charged are in accordance with the Vital Statistics fee schedule as established by the Department of Health Services, Office of the State Registrar of Vital Statistics.

III. ENVIRONMENTAL HEALTH

Fees subject to change in accordance with regulatory agency requirements.

MASTER FEES AND CHARGES SCHEDULE

DEPARTMENT: HEALTH & HUMAN SERVICES				
Fee Name	Description	Fee	Per	Type
ENVIRONMENTAL HEALTH SERVICES				
FOOD PROGRAM FEES				
Charitable Non-Profit Food Facility Fee	Fee charged to charitable non-profit organization for annual health permit.	\$615	Annual Permit	Fee
Non-Profit Charitable Organization Temporary Food Stand - Prepackaged Food	Temporary Permit Fee Charged to a Non-Profit/Charitable Organization for Operating a Prepackaged Food Booth at a Special Event.	\$58	Each stand	Fee
Non-Profit/Charitable Organization Temporary Food Stand - Unpackaged Food	Temporary Permit Fee Charged to a Non-Profit/Charitable Organization for Operating an Unpackaged Food Booth at a Special Event.	\$75	Each stand	Fee
Non-Profit Charitable Organization Temporary Food Stand - Field Licensing Charge	Non-Profit Charitable Organization Charge for Licensing in the Field	\$0	Each stand	Fee
Non-Profit Charitable Organization Temporary Food Stand - Application Late Submittal Penalty	Non-Profit Charitable Organization Temporary Food Stand - Fee for Late Submittal of Application	\$0	Each stand	Penalty
Non-Profit/Charitable Organization/Community Event Organizer	Permit Fee is Charged to the Non-Profit/Charitable Organizer of a Special Event	\$103	Each event	Fee
Non-Profit/Charitable Organization/Community Event Organizer Application Late Submittal Penalty	Non-Profit/Charitable Organization Organizer Charge for Late Submittal of Application	\$0	Each	Penalty
Limited Service Charitable Feeding Operation Registration	Feeding Operation Organizer Charged to Register with Health Department to Operate a Charitable Feeding Service	\$84	Annual Registration	Fee
BED AND BREAKFAST				
PRHIP Bed & Breakfast: 1-5 rooms	Property/Business Owner Charged for Annual Multi-Housing Habitability Permit	\$200	Annual Permit	Fee
PRHIP Bed & Breakfast: 6-20 rooms	Property/Business Owner Charged for Annual Permit	\$420	Annual Permit	Fee
RESTAURANT/BAR/TAVERN/SCHOOL KITCHEN/CATERER				
After-School Nutrition Program Site	Fee charged to non-profit after-school food distribution sites	\$83	Permit	Fee
Restaurant: 0-10 seats	Business Owner Charged for Annual Health Permit	\$805	Annual Permit	Fee
Restaurant: 11-30 seats	Business Owner Charged for Annual Health Permit	\$1040	Annual Permit	Fee

MASTER FEES AND CHARGES SCHEDULE

DEPARTMENT: HEALTH & HUMAN SERVICES				
Fee Name	Description	Fee	Per	Type
FOOD PROGRAM FEES				
Restaurant: 31-60 seats	Business Owner Charged for Annual Health Permit	\$1160	Annual Permit	Fee
Restaurant: 61-100 seats	Business Owner Charged for Annual Health Permit	\$1340	Annual Permit	Fee
Restaurant: 101-150 seats	Business Owner Charged for Annual Health Permit	\$1455	Annual Permit	Fee
Restaurant: 151-200 seats	Business Owner Charged for Annual Health Permit	\$1465	Annual Permit	Fee
Restaurant: 201-400 seats	Business Owner Charged for Annual Health Permit	\$1500	Annual Permit	Fee
Restaurant: 401+ seats	Business Owner Charged for Annual Health Permit	\$1635	Annual Permit	Fee
Bar/Tavern - Limited Food Preparation 0-30 seats	Business Owner Charged for Annual Health Permit	\$765	Annual Permit	Fee
Bar/Tavern - Limited Food Preparation 31-60 seats	Business Owner Charged for Annual Health Permit	\$1003	Annual Permit	Fee
Bar/Tavern - Limited Food Preparation 61+ seats	Business Owner Charged for Annual Health Permit	\$1120	Annual Permit	Fee
Public School Cafeteria Kitchen	Business Owner Charged for Annual Health Permit	\$76	Annual Permit	Fee
Public School Satellite/Kiosk Food Facility	Business Owner Charged for Annual Health Permit	\$76	Annual Permit	Fee
Satellite/Kiosk Food Facility - Prepackaged Food	Business Owner Charged for Annual Health Permit	\$255	Annual Permit	Fee
Satellite/Kiosk Food Facility - Unpackaged Food 0-100 sq ft	Business Owner Charged for Annual Health Permit	\$535	Annual Permit	Fee
Satellite/Kiosk Food Facility - Unpackaged Food 101+ sq ft	Business Owner Charged for Annual Health Permit	\$745 per year	Annual Permit	Fee
Caterer	Business Owner Charged for Annual Health Permit	\$1170	Annual Permit	Fee
Host Facility	Business Owner Charged Annually for Operating as a Host Facility to a Licensed Food Business Operator	\$590	Annual Permit	Fee
LICENSED HEALTH CARE FACILITY KITCHENS				
Licensed Health Care Facility Kitchens - less than 60 beds	Business Owner Charged for Annual Health Permit	\$595	Annual Permit	Fee

MASTER FEES AND CHARGES SCHEDULE

DEPARTMENT: HEALTH & HUMAN SERVICES				
Fee Name	Description	Fee	Per	Type
FOOD PROGRAM FEES				
Licensed Health Care Facility Kitchens - 60 - 100 beds	Business Owner Charged for Annual Health Permit	\$849	Annual Permit	Fee
Licensed Health Care Facility Kitchens - 100 to 150 beds	Business Owner Charged for Annual Health Permit	\$955	Annual Permit	Fee
Licensed Health Care Facility Kitchens - 151 to 200 beds	Business Owner Charged for Annual Health Permit	\$1135	Annual Permit	Fee
Licensed Health Care Facility Kitchens - more than 200 beds	Business Owner Charged for Annual Health Permit	\$1230	Annual Permit	Fee
PRIVATE SCHOOL KITCHENS				
Private School Kitchens - prepackaged	Business Owner Charged for Annual Health Permit	\$165	Annual Permit	Fee
Private School Kitchens - unpackaged	Business Owner Charged for Annual Health Permit	\$664	Annual Permit	Fee
FOOD MARKET RETAIL				
Micromarket <300 sq ft prepackaged food	Business Owner Charged Annually for Operating a Micromarket Selling Prepackaged Food from Self-Checkout Kiosks in Area Less Than 300 sq. ft.	\$250	Annual Permit	Fee
Food Mkt Retail: 25-50 sq ft prepackaged food	Business Owner Charged for Annual Health Permit	\$375	25-50 sq ft	Fee
Food Mkt Retail: 51-1999 sq ft prepackaged food	Business Owner Charged for Annual Health Permit	\$745	51-1,999 sq ft	Fee
Food Market 51-1999 square feet - Food Preparation	Business Owner Charged for Annual Health Permit	\$780	51-1,999 sq ft	Fee
Food Mkt Retail: 2000-5999 sq ft prepackaged food	Business Owner Charged for Annual Health Permit	\$960	2,000-5,999 sq ft	Fee
Food Mkt Retail: 2000-5999 sq ft Food Preparation	Business Owner Charged for Annual Health Permit	\$1008	2,000-5,999 sq ft	Fee
Food Mkt Retail: 6000 + sq ft - prepackaged food	Business Owner Charged for Annual Health Permit	\$1245	6,000 + sq ft	Fee
Food Mkt Retail: 6000 + sq ft - Food Preparation	Business Owner Charged for Annual Health Permit	\$1373	6,000 + sq ft	Fee
FOOD MARKET WHOLESALE				
Food Market Wholesale 1-1999 sq ft	Business Owner Charged for Annual Health Permit	\$745	1-1,999 sq ft	Fee

MASTER FEES AND CHARGES SCHEDULE

DEPARTMENT: HEALTH & HUMAN SERVICES				
Fee Name	Description	Fee	Per	Type
FOOD PROGRAM FEES				
Food Mkt Wholesale 2000-5999 sq ft	Business Owner Charged for Annual Health Permit	\$828	2,000-5,999 sq ft	Fee
Food Mkt Wholesale 6000 + sq ft	Business Owner Charged for Annual Health Permit	\$975	6,000 + sq ft	Fee
Produce Market Wholesale 1-999 sq ft	Business Owner Charged for Annual Health Permit	\$745	1-999 sq ft	Fee
Produce Market Wholesale 1000-1999 sq ft	Business Owner Charged for Annual Health Permit	\$828	1,000-1,999 sq ft	Fee
Produce Market Wholesale 2,000+ sq ft	Business Owner Charged for Annual Health Permit	\$975	2,000+ sq ft	Fee
FOOD SERVICE CARTS				
Food Service Cart: w/o Plumbing	Business Owner Charged for Annual Health Permit	\$250	Annual Permit	Fee
Food Service Cart: w/ Plumbing	Business Owner Charged for Annual Health Permit	\$664	Annual Permit	Fee
Food Service Cart Water Resample	Business Owner Charged for Water Resampling fee	\$59	Resample	Fee
Food Service Cart permit Reinstatement Fee	Business Owner Charged to reinstate Health Permit	\$180	Each	Fee
Food Service Cart - Change of Licensing info	Business Owner Charged for License Change	\$41.65	Each	Fee
Mobile Support Unit	Business Owner Charged for Annual Health Permit	\$415	Annual Permit	Fee
Missed Routine Inspection Penalty	Business Owner Charged for Penalty for missing scheduled inspection.	\$41.65	Each	Penalty
HAACP Plan Review Fee	Plan Review	\$142	Hour	Fee
FOOD SERVICE VEHICLES				
Vehicles: Food Retail / No preparation	Business Owner Charged for Annual Health Permit	\$489	Annual Permit	Fee
Vehicles: Mobile Food Preparation	Business Owner Charged for Annual Health Permit	\$828	Annual Permit	Fee
Vehicles: Food Vehicle Permit Transfer	Business Owner Charged to Transfer a Vehicle Health Permit to Another Vehicle	\$113	Each	Fee
Mobile Food Prep - Water resample	Health Department charge for water resample	\$59	Resample	Fee
Mobile Food Prep - Retail - no prep permit reinstatement fee	Business Owner Charged to reinstate health permit	\$180	Each	Fee
Mobile Food Prep\Food Retail - No Prep change of Licensing info	Business Owner Charged to change licensing info.	\$41.65	Each	Fee

MASTER FEES AND CHARGES SCHEDULE

DEPARTMENT: HEALTH & HUMAN SERVICES				
Fee Name	Description	Fee	Per	Type
FOOD PROGRAM FEES				
Grocery Vehicle with refrigeration	Business Owner Charged for Annual Health Permit	\$489	Annual Permit	Fee
Tricycle Mobile Food	Business Owner Charged for Annual Health Permit	\$205	Annual Permit	Fee
Missed Routine Inspection Penalty	Business Owner Charged for missing scheduled inspection	\$41.65	Each	Penalty
Food Warehouse <2,000 Sq. Ft.	Business Owner Charged for Annual Health Permit	\$473	Annual Permit	Fee
Food Warehouse > 2,000 sq. ft.	Business Owner Charged for Annual Health Permit	\$745	Annual Permit	Fee
Commissary 0-10 Mobile Food Facility	Business Owner Charged for Annual Health Permit	\$940	Annual Permit	Fee
Commissary 11-20 Mobile Food Facility	Business Owner Charged for Annual Health Permit	\$1170	Annual Permit	Fee
Commissary Over 20 Mobile Food Facility	Business Owner Charged for Annual Health Permit	\$1300	Annual Permit	Fee
RETAIL FOOD PROCESSOR				
Retail Food Proc: 1-1999 sq ft	Business Owner Charged for Annual Health Permit	\$780	1-1,999 sq ft	Fee
Retail Food Proc: 2000-5999 sq ft	Business Owner Charged for Annual Health Permit	\$1008	2,000-5,999 sq ft	Fee
Retail Food Proc: 6000+ sq ft	Business Owner Charged for Annual Health Permit	\$1373	6,000+ sq ft	Fee
WHOLESALE FOOD PROCESSOR				
Wholesale Food Proc: 1-1999 sq ft	Business Owner Charged for Annual Health Permit	\$1500	1-1,999 sq ft	Fee
Wholesale Food Proc: 2000-5999 sq ft	Business Owner Charged for Annual Health Permit	\$2390	2,000-5,999 sq ft	Fee
Wholesale Food Proc: 6000+ sq ft	Business Owner Charged for Annual Health Permit	\$3535	6,000+ sq ft	Fee
TEMPORARY/SPECIAL EVENTS				
Certified Farmers Market - Temporary Food Stand (Prepackaged Food)	Annual Fee Charged to Business Owner for Operating a Food Booth at a Farmer's Market (Prepackaged Food)	\$205	Each Stand	Fee
Certified Farmers Market Temp Food Stand (Unpackaged Food)	Annual Permit Fee Charged to Business Owner for Operating a Food Booth at a Farmer's Market (Unpackaged Food)	\$390	Each Stand	Fee
Temp Food Stand - Prepackaged food with unpackaged samples	Temporary Permit Fee Charged to Business Owner for Operating a Food Booth at a Special Event	\$113	Each Stand	Fee

MASTER FEES AND CHARGES SCHEDULE

DEPARTMENT: HEALTH & HUMAN SERVICES				
Fee Name	Description	Fee	Per	Type
FOOD PROGRAM FEES				
Temp Food Stand - Unpackaged food	Temporary Permit Fee Charged to Business Owner for Operating a Food Booth at a Special Event	\$159	Each Stand	Fee
Temp Food Stand - Prepackaged food	Temporary Permit Fee Charged to Business Owner for Operating a Food Booth at a Special Event	\$84	Each Stand	Fee
Temp Food Stand - Seasonal	Temporary Permit Fee Charged to Business Owner for Operating a Food Booth at a Seasonal Event	Permit Fee + 50% fee each additional permit	Seasonal	Fee
Temp Food Stand - Field Licensing Charge	Business Owner Charged for licensing in field.	\$34.70 + Application Fee	Each Stand	Fee
Temp Food Stand - Application Late Submittal Penalty	Business Owner Charged for late application submittal fee	\$53	Each	Penalty
Community Event Organizer	Permit Fee is Charged to the Organizer of a Special Event	\$205	Each Event	Fee
Community Event Organizer Application Late Submittal Penalty	Event Organizer Charged for Temporary Health Permit	\$72	Each	Penalty
Farmer's Market Associated Event Organizer Annual Permit	Business Owner Charged Annually for Organizing a Farmer's Market Associated Event - Non-agricultural	\$710	Permit	Fee
Farmer's Market Associated Event Organizer Quarterly Permit	Business Owner Charged Quarterly for Organizing a Farmer's Market Associated Event - Non-agricultural	\$210	Permit	Fee
MISCELLANEOUS FOOD FEES				
Cottage Food: Application Fee	Fee charged to review submitted applications for Cottage Food Class A & B Operators	\$62	Application	Fee
Cottage Food: Complaint Investigation	1.5 hours minimum, then \$76/hour thereafter for hourly fee to investigate complaints of cottage food license/permit violations	\$131	Hour	Penalty
Consultation	Hourly fee for food facility consultation with a minimum duration of 1.5 hours	\$139	1.5 hours, then \$76/hr thereafter	Fee
Food Hawker -Annual Permit	Annual Fee Charged to Food Hawker	\$235	Annual Fee - Each Hawker	Fee
Food Hawker - Temporary Permit	Temporary Health Permit / Per Event	\$30.15	Event - Each Hawker	Fee
Senior Feeding Site	Annual Health Permit Fee Charged to Operators of Senior Feeding Sites	\$298	Per site	Fee

MASTER FEES AND CHARGES SCHEDULE

DEPARTMENT: HEALTH & HUMAN SERVICES				
Fee Name	Description	Fee	Per	Type
FOOD PROGRAM FEES				
Cottage Food Operation Class A	Fee to cover administrative costs to review, process, track, and register Class A Cottage Food Operations.	\$62	Annual Registration	Fee
Cottage Food Operation Class B	Fee to cover administrative costs to review, process, track, inspect, and permit Class B Cottage Food Operations.	\$205	Annual Permit	Fee
Repeat Violation Fee	Fee paid by business owner for violation previously corrected	\$240	Documented repeated violation	Penalty
Plan Revision Fee	Plan review after initial approval due to owner/contractor changes	\$190 paid by business owner for plan review due to changes after initial approval	Occurrence	Fee
Mobile Food/Food Cart Impound Fees	Business Owner Charged for impounding food cart.	\$245	Each	Penalty
Mobile Food/Food Cart Impound Fees/Repeat	Business Owner Charged for repeat impounding food cart fee doubles with each occurrence for the same client	\$483	Repeat Occurrence/Single client	Penalty
Vending Machines - Open Beverage	Annual Permit Fee Charged to Business Owner for Operation of Open Beverage Vending Machine	\$128	Annual Permit Each Machine	Fee
Vending Machines - Potentially Hazardous Food	Annual Permit Fee Charged to Business Owner for Operation of Vending Machine w/ Perishable Food	\$139	Annual Permit Each Machine	Fee
California Retail Food Code Booklet	Official State Food Code & Regulations	\$5.85	Each	Fee
Seasonal Food Vendor	Business Owner Charged for Annual Health Permit	Time & Material	Seasonal	Fee
Personal Food Vendor	Business Owner Charged for Annual Health Permit	Time & Material	Annual Permit	Fee
Food Demonstrator	Permit Fee Charged to Food Demonstrators Distributing Food within another Food Facility	\$303	Annual Permit	Fee
Open Air Barbecue	Business Owner Charged for Annual Health Permit	\$144	Annual Permit	Fee
Little League Snack Shack	Business Owner Charged for Annual Health Permit	\$205	Annual Permit	Fee
Reinspection Fee	Fee Charged by Health Department for Additional Inspections when Corrections are not Completed	\$240	Each	Fee
Late Payment Penalty	Fee Charged by Health Department for Late Payment on Health Permit (25% of original fee)	25% of original fee	Each	Penalty
Add a Partner	Fee Charged by Health Department for Adding Partner onto the Permit	\$65	Each	Fee

MASTER FEES AND CHARGES SCHEDULE

DEPARTMENT: HEALTH & HUMAN SERVICES				
Fee Name	Description	Fee	Per	Type
FOOD PROGRAM FEES				
Copy of official records	Copy per page.	\$0.2	Page	Fee
Community Food Producer / Gleaner	Application Review Fee	\$91	Application Review	Fee
SOFT SERVE				
Dairy Soft Serve Ice Cream	Business Owner Charged for Annual Health Permit	342.00	Annual Permit	Fee
Dairy Soft Serve Ice Cream - Each Additional Unit	Testing Fee for Dairy Soft Serve Ice Cream Each Additional Unit	\$59	Additional Unit	Fee
Non-Dairy Soft Serve Ice Cream	Business Owner Charged for Annual Health Permit	342.00	Annual Permit	Fee
Non-Dairy Soft Serve Ice Cream - Each Additional Unit	Testing Fee for Non-Dairy Soft Serve Ice Cream Each Additional Unit	\$59	Additional Unit	Fee
Frozen Yogurt	Business Owner Charged for Annual Health Permit	342.00	Annual Permit	Fee
Frozen Yogurt - Each Additional Unit	Testing Fee for Frozen Yogurt Each Additional Unit	\$100	Additional Unit	Fee
SHARED FOOD FACILITY				
Shared Food Facility Owner/Operator (1-9,999 sq. ft.)	Business owner charged for Annual Health Permit	\$2304	Annual Permit	Fee
Shared Food Facility Owner/Operator (10,000+ sq. ft.)	Business owner charged for Annual Health Permit	\$2823	Annual Permit	Fee
Shared Food Facility Tenant	Tenant charged for Annual Health Permit	\$159	Annual Permit	Fee
GENERAL SANITATION				
Animal Keeper	Annual Permit Fee Charged by Health Department to Animal Keepers	\$288	Annual Permit	Fee
CERTIFIED FARMERS MARKET				
Certified Farmers Market - 1-20 certified producers	Business Owner Charged for Annual Health Permit	\$483	1-20 Certified Producers	Fee
Certified Farmers Market - 21-35 certified producers	Business Owner Charged for Annual Health Permit	\$843	21-35 Certified Producers	Fee
Certified Farmers Market - 36+ certified producers	Business Owner Charged for Annual Health Permit	\$1385	36+ Certified Producers	Fee
SPECIAL PROGRAM FEES				

MASTER FEES AND CHARGES SCHEDULE

DEPARTMENT: HEALTH & HUMAN SERVICES				
Fee Name	Description	Fee	Per	Type
SPECIAL PROGRAM FEES				
Adult-Use Cannabis Dispensary: 1 - 1,999 sq. ft.	Business Owner Charged for Annual Health Permit	\$1160	Annual Permit	Fee
Adult-Use Cannabis Dispensary: 2,000+ sq. ft.	Business Owner Charged for Annual Health Permit	\$1350	Annual Permit	Fee
Adult-Use Cannabis Cultivator: 1 - 1,999 sq. ft.	Business Owner Charged for Annual Health Permit	\$1255	Annual Permit	Fee
Adult-Use Cannabis Cultivator: 2,000 - 5,999 sq. ft.	Business Owner Charged for Annual Health Permit	\$1450	Annual Permit	Fee
Adult-Use Cannabis Cultivator: 6,000+ sq. ft.	Business Owner Charged for Annual Health Permit	\$1935	Annual Permit	Fee
Adult-Use Cannabis Manufacturer: 1 - 1,999 sq. ft.	Business Owner Charged for Annual Health Permit	\$1550	Annual Permit	Fee
Adult-Use Cannabis Manufacturer: 2,000 - 5,999 sq. ft.	Business Owner Charged for Annual Health Permit	\$1935	Annual Permit	Fee
Adult-Use Cannabis Manufacturer: 6,000+ sq. ft.	Business Owner Charged for Annual Health Permit	\$2320	Annual Permit	Fee
Adult-Use Cannabis Distributor: 1 - 1,999 sq. ft.	Business Owner Charged for Annual Health Permit	\$965	Annual Permit	Fee
Adult-Use Cannabis Distributor: 2,000+ sq. ft.	Business Owner Charged for Annual Health Permit	\$1160	Annual Permit	Fee
Shared Use Cannabis Manufacturing Facility: 1-1,999 sq ft manufacturing	Business Owner Charged for Annual Health Permit	1755	Annual Permit	Fee
Shared Use Cannabis Manufacturing Facility: 2,000-5,999 sq ft manufacturing	Business Owner Charged for Annual Health Permit	2140	Annual Permit	Fee
Shared Use Cannabis Manufacturing Facility: 6,000+ sq ft manufacturing	Business Owner Charged for Annual Health Permit	2525	Annual Permit	Fee
Shared Use Cannabis Manufacturing Tenant	Tenant charged for Annual Permit	159	Annual Permit	Fee
MESSAGE & FITNESS FACILITY				
Massage	Annual Permit Fee Charged by Health Department for Massage Establishments	\$180	Annual Permit	Fee
Health/Fitness Center	Annual Permit Fee Charged by Health Department for Health Clubs	\$205	Annual Permit	Fee

MASTER FEES AND CHARGES SCHEDULE

DEPARTMENT: HEALTH & HUMAN SERVICES				
Fee Name	Description	Fee	Per	Type
SPECIAL PROGRAM FEES				
Tanning Salon	Annual Permit Fee Charged by Health Department for Tanning Salon.	\$159	Annual Permit	Fee
LAUNDRY FACILITY				
Laundry: 1-4000 sq ft	Annual Permit Fee Charged to Business Owner for Laundromat Inspection	\$200	1-4000 sq ft	Fee
Laundry: 4001+ sq ft	Annual Permit Fee Charged to Business Owner for Laundromat Inspection	\$355	4001+ sq ft	Fee
VECTOR CONTROL FEES				
Pigeon Keeper	Annual Permit Fee Charged by Health Department for Pigeon Keepers	\$76	Annual Permit	Fee
Private Stable	Annual Permit Fee Charged by Health Department to Private Horse Stable Owners	\$149	Annual Permit	Fee
Mosquito Abatement	Hourly charge to abate mosquito breeding areas.	\$81	Hour	Fee
Africanized Honey Bees	Hourly charge to abate bees and/or hives that may pose a risk to the public's health.	\$81	Hour	Fee
Vector Control Demolition Permit	Fee charged to property owner for conducting inspections of construction demolition for infestation	\$185	Permit	Fee
Reinspection Fee/Vector Control	Fee Charged by Health Department for Additional Inspections when Corrections are not Completed	\$235	Reinspection	Penalty
TOBACCO RETAIL PERMIT FEES				
Tobacco Retail Permit	Business Owner Charged for Annual Health Permit	\$615	Permit	Fee
Retail Tobacco Reinspection	Business Owner Charged for reinspection costs	\$240	Reinspection	Fee
Tobacco Retail Enforcement Program Special Event Permit	Fee recovers Health Department cost of tobacco retail enforcement program implementation at special events.	\$113	Vendor	Fee
WATER PROGRAM FEES				
WATER FEES				
Water Fees: Swim Pool/Spa (public)	Annual Permit Fee Charged to Pool/Spa Owner for Swimming Pool/Spa Inspection	\$375	One Spa or Pool	Fee
Water Fees: Swim Pool/Spa (combination)	Annual Permit Fee Charged to Pool/Spa Owner for Swimming Pool/Spa Inspection	\$324	Per Pool or Spa (each)	Fee
Water Fees: Backflow Prevention Device/Business - 1 device	Annual Permit Fee Charged for Backflow Device Inspection	\$200	1 Device	Fee

MASTER FEES AND CHARGES SCHEDULE

DEPARTMENT: HEALTH & HUMAN SERVICES				
Fee Name	Description	Fee	Per	Type
WATER PROGRAM FEES				
Water Fees: Backflow Prevention Device/Business - 2-9 devices	Annual Permit Fee Charged for Backflow Device Inspection	\$215	2-9 Devices	Fee
Water Fees: Backflow Prevention Device/Business - 10-19 devices	Annual Permit Fee Charged for Backflow Device Inspection	\$745	10-19 Devices	Fee
Water Fees: Backflow Prevention Device/Business - 20+ devices	Annual Permit Fee Charged for Backflow Device Inspection	\$2105	20+ Devices	Fee
Water Fees: Water Dist Line Clearance	Fee Charged to Property Owner by Health Department for Water Line Clearance	\$303	Each	Fee
Water Fees: Sewage Cleaning Vehicles	Annual Permit Fee Charged by the Health Department for Sewage Cleaning Vehicles	\$245	Annual Permit	Fee
Water Fees: Toilet Rental Agency	Fee Charged to Toilet Rental Agencies by Health Department for Inspection of Chemical Toilets and Facilities	\$494	Each Inspection	Fee
Water Fees: Private Waste Collector	Fee Charged to Private Waste Collection Companies By Health Department for Inspection	\$415	Each Inspection	Fee
Water Fees: Reinspection Fee	Fee charged by Health Department for additional inspections when corrections are not completed	\$240	Each reinspection	Fee
Public Pool & Spa Safety Act Surcharge Fee	Surcharge for implementation of inspection program for State AB1020 requiring installation of drain anti-entrapment devices in public pools and spas.	\$6.35	Each	Fee
RECYCLED WATER SYSTEM FEES				
Annual Recycled Water Inspection	Fee charged to inspect recycled water systems.	at cost	Time/ Materials	Fee
Four Year Recycled Water Shutdown Test	Fee charged for safety check of recycled water system.	at cost	Time/ Materials	Fee
MEDICAL WASTE GENERATOR FEES				
Body Art Facility	Annual Permit Fee Charged to Business Owner Inspection of Body Art Facility	\$240	Annual	Fee
Body Art Practitioner	Annual Permit Fee Charged to Body Art Practitioner	\$72	Annual	Fee
Mobile Body Art	Business Owner Charged for Annual Health Permit	\$240	Annual Permit	Fee
Med Waste: Sm Quantity w/ onsite treatment	Annual Permit Fee Charged to Business Owner by Health Department for Inspection	\$185	Annual Permit	Fee

MASTER FEES AND CHARGES SCHEDULE

DEPARTMENT: HEALTH & HUMAN SERVICES				
Fee Name	Description	Fee	Per	Type
MEDICAL WASTE GENERATOR FEES				
Med Waste: Sm Quantity (<200 lbs/month)	Annual Permit Fee Charged to Business Owner by Health Department to Maintain Inventory of Sm Quant. Generators (no inspection)	\$56	Annual Permit	Fee
Med Waste: Lmted Quant Hauling Exempt 1-4 names	Annual Permit Fee Charged to Business Owner by Health Department to Maintain Inventory of Individuals Hauling Waste (no inspection)	\$56	Annual Fee (1-4 Names)	Fee
Med Waste: Limited Qty. Hauling Exempt; addtl name	Fee Charged to Business Owner by Health Department to Add an Additional Name to the List of Individuals Hauling Waste	\$8.05	Each Additional Name	Fee
Med Waste: Common Storage Facility, 2-10 Gen.	Annual Permit Fee Charged to Business Group or Property Owner by Health Department for Inspection of Centralized Medical Waste Storage Facilities	\$257	2-10 Gen	Fee
Med Waste: Common Storage Facility, 11-49 Gen.	Annual Permit Fee Charged to Business Group or Property Owner by Health Department for Inspection of Centralized Medical Waste Storage Facilities	\$494	11-49 Gen.	Fee
Med Waste: Common Storage Facility, 50+ Gen.	Annual Permit Fee Charged to Business Group or Property Owner by Health Department for Inspection of Centralized Medical Waste Storage Facilities	\$1008	50+ Gen.	Fee
Med Waste: Transfer Station - Large Quant.	Annual Permit Fee Charged to Business Owner by Health Department to Inspect a Temporary Holding Station for Medical Waste	\$1008	Annual Permit	Fee
Med Waste: Acute Care Hosp., 1-99 beds	Annual Permit Fee Charged to Hospital by Health Department to Inspect for Proper Medical Waste Storage and Disposal	\$1363	1-99 Beds	Fee
Med Waste: Acute Care Hosp., 100-199 beds	Annual Permit Fee Charged to Hospital by Health Department to Inspect for Proper Medical Waste Storage and Disposal	\$1851	100-199 Beds	Fee
Med Waste: Acute Care Hosp., 200-250 beds	Annual Permit Fee Charged to Hospital by Health Department to Inspect for Proper Medical Waste Storage and Disposal	\$2340	200-250 Beds	Fee
Med Waste: Acute Care Hosp., 251+ beds	Annual Permit Fee Charged to Hospital by Health Department to Inspect for Proper Medical Waste Storage and Disposal	\$3050	251+ Beds	Fee
Med Waste: Specialty Clinic (surgical, etc.)	Annual Permit Fee Charged to Specialty Clinic by Health Department to Inspect for Proper Medical Waste Storage and Disposal	\$760	Annual Permit	Fee
Med Waste: Skill Nursing Facility, 1-99 beds	Annual Permit Fee Charged to Skilled Nursing Facilities by Health Department to Inspect for Proper Medical Waste Storage and Disposal	\$643	1-99 Beds	Fee
Med Waste: Skill Nursing Facility, 100-199 beds	Annual Permit Fee Charged to Skilled Nursing Facilities by Health Department to Inspect for Proper Medical Waste Storage and Disposal	\$750	100-199 Beds	Fee

MASTER FEES AND CHARGES SCHEDULE

DEPARTMENT: HEALTH & HUMAN SERVICES				
Fee Name	Description	Fee	Per	Type
MEDICAL WASTE GENERATOR FEES				
Med Waste: Skill Nursing Facility, 200+ beds	Annual Permit Fee Charged to Skilled Nursing Facilities by Health Department to Inspect for Proper Medical Waste Storage and Disposal	\$910	200 + Beds	Fee
Med Waste: Acute Psychiatric Hospital	Annual Permit Fee Charged to Acute Psychiatric Hospitals by Health Department to Inspect for Proper Medical Waste Storage and Disposal	\$504	Annual Permit	Fee
Med Waste: Intermediate Care	Annual Permit Fee Charged to Intermediate Care Facilities by Health Department to Inspect for Proper Medical Waste Storage and Disposal	\$750	Annual Permit	Fee
Med Waste: Primary Care	Annual Permit Fee Charged to Primary Care Facilities by Health Department to Inspect for Proper Medical Waste Storage and Disposal	\$910	Annual Permit	Fee
Med Waste: Clinical Laboratory	Annual Permit Fee Charged to Clinical Laboratories by Health Department to Inspect for Proper Medical Waste Storage and Disposal	\$525	Annual Permit	Fee
Med Waste: Health Care Service Plan Facility.	Annual Permit Fee Charged to Health Care Service Plan Facilities by Health Department to Inspect for Proper Medical Waste Storage and Disposal	\$910	Annual Permit	Fee
Med Waste: Veterinary Clinic or Hosp.	Annual Permit Fee Charged to Veterinary Clinics or Hospitals by Health Department to Inspect for Proper Medical Waste Storage and Disposal	\$410	Annual Permit	Fee
Med Waste: Med/Dental/Vet Offices (200lb/mo)	Annual Permit Fee Charged to Medical/Dental/Veterinary Offices by Health Department to Inspect for Proper Medical Waste Storage and Disposal	\$420	Annual Permit	Fee
Med Waste: Nurse-Occup Care (<200lbs/mo)	Annual Permit Fee Charged to Nurse/Occupational Care Offices by Health Department to Inspect for Proper Medical Waste Storage and Disposal	\$200	Permit	Fee
Med Waste: Nurse-Occup Care (>200lbs/mo)	Annual Permit Fee Charged to Nurse/Occupational Care Offices by Health Department to Inspect for Proper Medical Waste Storage and Disposal	\$715	>200lbs/Mo	Fee
Med Waste: Each Autoclave	Five Year Permit Fee Charged by Health Department to Owners/Operators of Facilities utilizing an Autoclave	\$2175	Every 5 Years	Fee
Temporary Body Art Permit (1 -10 Artists)	Permit Fee Charged to Business Owner/Artist to operate body art stand.	\$53	Each Artist	Fee
Temporary Body Art Permit (11+ Artists)	Permit Fee Charged to Business Owner/Artist to operate body art stand.	\$31.2	Each artist	Fee

MASTER FEES AND CHARGES SCHEDULE

DEPARTMENT: HEALTH & HUMAN SERVICES				
Fee Name	Description	Fee	Per	Type
MEDICAL WASTE GENERATOR FEES				
Temporary Body Artist In-Field Licensing Charge	Permit Fee Charged to Business Owner/Artist for in-field licensing.	\$32.35	\$32.35 + application fee	Fee
Temporary Body Art Event Organizer	Hourly rate charged to Temporary Body Art Event Organizer for Staff time in excess of 4 hours	\$205	Each event	Fee
Temporary Mobile Health Clinic	Permit fee to business owner to operate a temporary mobile health clinic	\$113	Each unit	Fee
Temporary mobile health clinic in-field licensing charge	Business charged for licensing in-field	\$31.70	Each unit - \$31.70 + application fee	Fee
GARMENT MANUFACTURING FEES				
Garment Manufacturing	Annual Permit Fee Charged by Health Department to Business Owner for Garment Manufacturing Facility Inspection	\$323	Annual Permit	Fee
NOISE FEES				
Noise Variance	Fee Charged to Business Owner by Health Department to Cover Cost of Investigation for a Variance on Noise Exceeding City Thresholds	\$283	Each	Fee
Noise Control Business Lic. Insp.	Fee Charged to Business Owner by Health Department to Cover Cost of Investigation of Noise Caused by Entertainment Venues	\$245	Each	Fee
Noise Complaint Investigation & Response	Time and Materials		Inspection Visit	Fee
EMERGENCY RESPONSE FEES				
Hazardous Waste Site Mitigation	To oversee haz mat clean up	\$180	Hour	Fee
HazMat Emergency Response	To oversee haz mat clean up	\$180	Hour	Fee
MISCELLANEOUS HAZARDOUS MATERIALS FEES				
Emerg Resp: Haz matl Education Fee	Educational Fee Charged to Permittees to Cover Cost of Educating Operators on Proper Management of Hazardous Wastes	\$10.4	Each	Fee
Copy of Official Records	Copying fee.	\$0.2	Page	Fee
CUPA FEES				
CUPA: Refinery Safety Surcharge Tier 1, annual capacity equal to or greater than 200K BPD	Annual state surcharge assessed to petroleum refineries with an annual capacity equal to or greater than 200,000 barrels per day (BPD). Fee subject to change per governing authority.	\$45,000	Annual Surcharge	Fee

MASTER FEES AND CHARGES SCHEDULE

DEPARTMENT: HEALTH & HUMAN SERVICES				
Fee Name	Description	Fee	Per	Type
CUPA FEES				
CUPA: Refinery Safety Surcharge Tier 2, annual capacity 100K to 199K BPD	Annual state surcharge assessed to petroleum refineries with an annual capacity of 100,000-199,999 barrels per day (BPD). Fee subject to change per governing authority.	\$27,500	Annual Surcharge	Fee
CUPA: Refinery Safety Surcharge Tier 3, annual capacity 50K to 99K BPD	Annual state surcharge assessed to petroleum refineries with an annual capacity of 50,000-99,999 barrels per day (BPD). Fee subject to change per governing authority.	\$13,750.00	Annual Surcharge	Fee
CUPA: Refinery Safety Surcharge Tier 4, annual capacity less than 50K BPD	Annual state surcharge assessed to petroleum refineries with an annual capacity of less than 50,000 barrels per day (BPD). Fee subject to change per governing authority.	\$3,500	Annual Surcharge	Fee
CUPA: Report Review Oversight / Hourly Supplemental Review	Hourly Fee Charged by Health Dept to Property Owner/Responsible Party for Supplemental Review of Project/Report	\$67	Hour	Fee
CALARP State Service Charge	California Accidental Release Prevention (CalARP) program administration (Annual Surcharge)	\$270	Annual Surcharge	Fee
Underground Storage Tank State Service Charge	Underground Storage Tank State Service Charge (Surcharge)	\$20	Per Occurrence	Fee
General Program Oversight State Service Charge	General Program Oversight State Service Charge (Surcharge)	\$84	Annual surcharge	Fee
CUPA: Above Ground Storage Tank 1.3K-10K Aggregate Gallons	Annual Permit Fee Charged by Health Department to Business Owner for Inspection of above ground storage tanks 1.3k-10k aggregate gallons.	\$140	Per site/aggregate gallons	Fee
CUPA: Above Ground Storage Tank 10K-100K Aggregate Gallons	Annual Permit Fee Charged by Health Department to business owner for inspection of above ground storage tanks 10K-100K aggregate gallons.	\$530	Per site/aggregate gallons	Fee
CUPA: Above Ground Storage Tank 100K-1M Aggregate Gallons	Annual Permit Fee Charged by Health Department to business owner for inspection of above ground storage tanks 100K-1M aggregate gallons.	\$979	Per site/aggregate gallons	Fee
CUPA: Above Ground Storage Tank 1M-10M Aggregate Gallons	Annual Permit Fee Charged by Health Department to business owner for inspection of above ground storage tanks 1M-10M aggregate gallons.	\$2,910	Per site/aggregate gallons	Fee
CUPA: Above Ground Storage Tank 10M-100M Aggregate Gallons	Annual Permit Fee Charged by Health Department to business owner for inspection of above ground storage tanks 10M-100M aggregate gallons.	\$9,427	Per site/aggregate gallons	Fee

MASTER FEES AND CHARGES SCHEDULE

DEPARTMENT: HEALTH & HUMAN SERVICES				
Fee Name	Description	Fee	Per	Type
CUPA FEES				
CUPA: Above Ground Storage Tank 100M+Aggregate Gallons	Annual Permit Fee Charged by Health Department to business owner for inspection of above ground storage tanks 100M+aggregate gallons.	\$13,483	Per site/aggregate gallons	Fee
CUPA: Conditional Authorization	Annual Permit Fee Charged by Health Department to Business Owner to Verify Proper Treatment of Hazardous Waste and Closure Cost Estimates	\$2,775	Annual Permit	Fee
CUPA: Conditional Exemption, 1st year	Annual Permit Fee Charged by Health Department to Business Owner to Verify Proper Treatment of Hazardous Waste	\$341	First Year, Annually Thereafter	Fee
CUPA: Conditional Exemption, renewal	Annual Permit Fee Charged by Health Department to Business Owner to Renew Conditional Exemption Permit	\$146	Annual Permit	Fee
CUPA: Each Addl Regulated Matl	Fee Charged to Business Owner for Each Additional Regulated Hazardous Material Introduced into the Facility	\$1,595	Each	Fee
CUPA: Haz Waste Producer 0-4 employees	Annual Permit Fee Charged by Health Department to Business Owner for Inspection of Hazardous Waste Producers with 0-4 Employees	\$551	Annual Permit	Fee
CUPA: Haz Waste Producer 5-19 employees	Annual Permit Fee Charged by Health Department to Business Owner for Inspection of Hazardous Waste Producers with 5-19 Employees	\$968	Annual Permit	Fee
CUPA: Haz Waste Producer 20-100 employees	Annual Permit Fee Charged by Health Department to Business Owner for Inspection of Hazardous Waste Producers with 20-100 Employees	\$1,487	Annual Permit	Fee
CUPA: Haz Waste Producer 101-500 employees	Annual Permit Fee Charged by Health Department to Business Owner for Inspection of Hazardous Waste Producers with 101-500 Employees	\$2,633	Annual Permit	Fee
CUPA: Haz Waste Producer 501+ employees	Annual Permit Fee Charged by Health Department to Business Owner for Inspection of Hazardous Waste Producers with 501 + Employees	\$3,331	Annual Permit	Fee
CUPA: Permit by Rule	Annual Permit Fee Charged by Health Department to Business Owner to Verify Proper Treatment of Hazardous Waste, Closure Costs Estimates, Closure Plan and Financial Assurance	\$2,775	Annual Permit	Fee
CUPA: RMP Review, Pgm 1	Fee Charged to Business Owner for Review of Risk Management Plan (RMP) for Tier 1 (lowest risk) Facilities	\$2,547	Each	Fee

MASTER FEES AND CHARGES SCHEDULE

DEPARTMENT: HEALTH & HUMAN SERVICES				
Fee Name	Description	Fee	Per	Type
CUPA FEES				
CUPA: RMP Review, Pgm 2/3	Fee Charged to Business Owner for Review of Risk Management Plan (RMP) for Tier 2-3 (moderate-high risk) Facilities	\$3294	Each	Fee
CUPA: Small Quantity Specified Waste	Annual Permit Fee Charged by Health Department to Business Owner for Inspection of Small Quantity Specified Waste Facilities	\$254	Annual Permit	Fee
CUPA: Site Mitigation Expedite	Fee to expedite site mitigation.	\$265	Hour	Fee
CUPA: UST Remedial Overnight Permit - 1st 2 hours	Fee to provide oversight permit.	\$352	1st review (Hourly rate thereafter)	Fee
CUPA: UST Site Characterization, 1st year	Fee Charged by Health Department to Property Owner for Review of Site Characterization Plan	\$546	First Review, Hourly Rate Thereafter	Fee
CUPA: UST Remedial Oversight, annually	Fee Charged by Health Department to Property Owner for Maintaining Oversight and Maintaining Files on UST Sites During Remediation	\$379	Annually	Fee
CUPA UST Removal Report Review	Fee charged to property owner for review of UST Removal report	\$292	1st Review (Hourly rate thereafter)	Fee
CUPA: X-ray Machine Silver Halide Generator	Annual Permit Fee Charged by Health Department to Business Owner for Inspection of Hazardous Waste from X-Ray Machines	\$106	Annual Permit	Fee
CUPA: Late Payment Penalty	Fee Charged by Health Department for Late Payment on Health Permit (25% of original fee)	25% of original fee	Each	Penalty
CUPA: Reinspection Fee	Fee Charged by Health Department for Additional Inspections when Corrections are not Completed	\$205	Each	Fee
File copies	Fee for document copies-per page	0.2	Per Page	Fee
Aboveground Petroleum Storage Act Surcharge	Fee Charged by Health Department to accommodate CALEPA (pass-through) surcharge	\$26	Each	Fee
PLAN CHECK FEES				
Body Art Facility Plan Check	Fee Charged by Health Department for Plan Review on New Body Art Facilities	\$405	Per Plan	Fee
RESTAURANT/ SCHOOL CAFETERIA/SATELLITE FACILITY/KIOSK				
PC: Restaurant, 0-60 seats	Fee Charged by Health Department for Plan Review on New and Remodeled Food Facilities	\$1414	Each Plan	Fee
PC: Restaurant, 61-200 seats	Fee Charged by Health Department for Plan Review on New and Remodeled Food Facilities	\$2160	Each Plan	Fee
PC: Restaurant, 201+ seats	Fee Charged by Health Department for Plan Review on New and Remodeled Food Facilities	\$2510	Each Plan	Fee

MASTER FEES AND CHARGES SCHEDULE

DEPARTMENT: HEALTH & HUMAN SERVICES				
Fee Name	Description	Fee	Per	Type
PLAN CHECK FEES				
Minor Remodel	Fee Charged by Health Department for Plan Review on New and Remodeled Food Facilities	1/2 of approp fee	Each Plan	Fee
Very Limited Remodel	Remodel requiring very limited plan check	1/4 of approp. fee	Each Plan	Fee
FOOD MARKET RETAIL				
PC: Food Mkt Retail, 10-50 sq ft	Fee Charged by Health Department for Plan Review on New and Remodeled Food Facilities	\$550	Each Plan	Fee
PC: Food Mkt Retail, 51-1999 sq ft	Fee Charged by Health Department for Plan Review on New and Remodeled Food Facilities	\$1125	Each Plan	Fee
PC: Food Mkt Retail, 2000-5999 sq ft	Fee Charged by Health Department for Plan Review on New and Remodeled Food Facilities	\$1525	Each Plan	Fee
PC: Food Mkt Retail, 6000+ sq ft	Fee Charged by Health Department for Plan Review on New and Remodeled Food Facilities	\$1720	Each	Fee
Minor Remodel	Fee Charged by Health Department for Plan Review on New and Remodeled Food Facilities	1/2 of approp fee	Each Plan	Fee
FOOD PROCESSOR				
PC: Food Processor, 1-1999 sq ft	Fee Charged by Health Department for Plan Review on New and Remodeled Food Facilities	\$1075	Each Plan	Fee
PC: Food Processor, 2000-5999 sq ft	Fee Charged by Health Department for Plan Review on New and Remodeled Food Facilities	\$1670	Each Plan	Fee
PC: Food Processor, 6000+ sq ft	Fee Charged by Health Department for Plan Review on New and Remodeled Food Facilities	\$1970	Each Plan	Fee
Minor Remodel	Fee charged to review plans for minor remodel of food processor.	1/2 of approp fee	Each Plan	Fee
MISCELLANEOUS FOOD				
Plan check	Consultation only /No plans submitted	\$72	Hour	Fee
Plan Check Food Cart	Fee charged to food cart vendors for food cart plan check	\$250	Per vendor	Fee
PC: Caterer	Each plan	\$1165	Each Plan	Fee
PC: Misc Food, Food Warehouse/Commissary	Fee Charged by Health Department for Plan Review on New and Remodeled Food Facilities	\$970	Each Plan	Fee
PC: Misc Food, Food Salvager	Fee Charged by Health Department for Plan Review on New and Remodeled Food Facilities	\$965	Each Plan	Fee
PC: Misc Food, Food Vehicle	Fee Charged by Health Department for Plan Review on New and Remodeled Food Facilities	\$445	Each Plan	Fee
PC-menu change/equipment review	Fee charged for equipment change review.	\$69	Each	Fee
Change in Food Facility Risk Category	Fee charged by Health Department for reassigning a food facility into another risk category.	\$98	Each	Fee

MASTER FEES AND CHARGES SCHEDULE

DEPARTMENT: HEALTH & HUMAN SERVICES				
Fee Name	Description	Fee	Per	Type
PLAN CHECK FEES				
HACCP Plan Review	Fee charged for evaluating HACCP (Hazard Analysis and Critical Control Points) required processes.	\$144	1.5 hours, then \$76/hour thereafter	Fee
PC: After Hours Inspection Fee	Fee for after-hours plan check inspection.	\$190	Each	Fee
PC: Plan Check Expedite Fee	Each Plan	Twice the standard fee	Each Plan	Fee
No Show Administrative Office Hearing Penalty	Penalty fee for failing to show at scheduled hearing.	\$144	Each	Penalty
BED AND BREAKFAST				
PC: Bed & Breakfast, 1-20 rooms	Fee Charged by Health Department for Plan Review on New and Remodeled Food Facilities	\$720	Each Plan	Fee
WATER SYSTEMS				
PC: Water System, Minor Remodel or Equipment Change	Fee charged to review plans for minor pool remodels or equipment changes	1/2 of approp fee	Each Plan	Fee
PC: Water System, Expedite Fee	Fee charged for expedited review of water systems and to operators found to be drilling without a permit.	Twice the standard fee	Each Plan	Fee
PC: Water System, Swim Pool/Spa	Fee Charged by Health Department for Plan Review on Swimming Pools and Spas	\$620	Each Plan	Fee
PC: Water System, Remodel of Pool	Fee Charged by Health Department for Plan Review on a Replaster/Remodel of a Pool	\$540	Each Plan	Fee
PC: Water System, Sewage Disposal System	Fee Charged by Health Department for Plan Review on Sewage Disposal Systems	\$679	Each Plan	Fee
PC: Recycled Water / Cross Connection	Each Plan	\$1075	Each Plan	Fee
PC: Low Impact Development (LID) System with Onsite Water Reuse	Fee charged by Health Department for Plan Review on Low Impact Development (LID) systems with onsite reuse of captured water	\$1075	Each Plan	Fee
PC: Low Impact Development (LID) System without Onsite Water Reuse	Fee charged by Health Department for Plan Review on Low Impact Development (LID) systems without onsite reuse of captured water	\$535	Each Plan	Fee
PC: Water System, Drinking Water Well Construction	Fee Charged by Health Department for Plan Review on Water Well	\$494	Per Well	Fee
PC: Water System, Monitoring Well (Construction)	Charged by Health Department for Plan Review on Monitoring Wells	\$345	Per Well	Fee

MASTER FEES AND CHARGES SCHEDULE

DEPARTMENT: HEALTH & HUMAN SERVICES				
Fee Name	Description	Fee	Per	Type
PLAN CHECK FEES				
PC: Water System, Water Well Abandonment (Destruction)	Fee Charged by Health Department for Plan Review on Abandoned Water Wells or Conversion of Existing Well	\$458	Per Well	Fee
PC: Water System (Soil Boring/Probe)	Fee Charged by Health Department for Plan Review on Soil Borings/Geoprobes/Push Probes	\$458	Each Plan	Fee
PC: Water System, Cathodic Wells	Fee Charged by Health Department for Plan Review on Cathodic Wells	\$565	Each Plan	Fee
PC: Water System, Backflow Device	Fee Charged by Health Department for Plan Review on Backflow Prevention Devices	\$200	Each Plan	Fee
CANNABIS				
Consultation	Hourly fee for Shared Use Cannabis Manufacturing Facility consultation with a minimum duration of 1.5 hours	\$139	1.5 hours, then \$76/hr thereafter	Fee
PC: New Shared Use Cannabis Manufacturing Facility, 1-1,999 sq ft	Fee Charged by Health Department to business owner for Plan Review on New Shared Use Cannabis Manufacturing Facility, 1-1,999 sq ft	\$1075	Each Plan	Fee
PC: New Shared Use Cannabis Manufacturing Facility, 2,000-5,999 sq ft	Fee Charged by Health Department to business owner for Plan Review on New Shared Use Cannabis Manufacturing Facility, 2,000-5,999 sq ft	\$1670	Each Plan	Fee
PC: New Shared Use Cannabis Manufacturing Facility, 6,000+ sq ft	Fee Charged by Health Department to business owner for Plan Review on New Shared Use Cannabis Manufacturing Facility, 6,000+ sq ft	\$1970	Each Plan	Fee
Minor Remodel	Fee charged to review plans for minor remodel of cannabis facility	1/2 of approp fee	Each Plan	Fee
PC: Shared Use Cannabis Manufacturing Facility - Tenant, 1-1,999 sq ft	Fee Charged by Health Department to tenant for Plan Review on Shared Use Cannabis Manufacturing Facility, 1-1,999 sq ft	\$537.50	Each Plan	Fee
PC: Shared Use Cannabis Manufacturing Facility - Tenant, 2,000-5,999 sq ft	Fee Charged by Health Department to tenant for Plan Review on Shared Use Cannabis Manufacturing Facility, 2,000-5,999 sq ft	\$835	Each Plan	Fee
PC: Shared Use Cannabis Manufacturing Facility - Tenant, 6,000+ sq ft	Fee Charged by Health Department to tenant for Plan Review on Shared Use Cannabis Manufacturing Facility, 6,000+ sq ft	\$985	Each Plan	Fee
Cannabis - Reinspection Fee	Fee Charged by Health Department for Additional Inspections when Corrections are not Completed	\$240	Each reinspection	Fee
MISCELLANEOUS FEES				
Administrative/Office Hearing Fees	Fees for hearing officer costs.	\$139	Hour	Fee

MASTER FEES AND CHARGES SCHEDULE

DEPARTMENT: HEALTH & HUMAN SERVICES				
Fee Name	Description	Fee	Per	Type
MISCELLANEOUS FEES				
License Inspection Fee	Fee for costs associated with permit/license verification including, but not limited to, change of ownership	\$165	Inspection/ Change in Ownership	Fee
Environmental Health Materials	Cost to provide materials.	Actual Cost	Each	Fee
Reinspection Fee/HazMat/Noise Program/General Sanitation	Fee Charged by Health Department for Additional Inspections when Corrections are not Completed	\$240	Reinspection	Fee
Body Art Ear Piercing Only / Registration	Business Owner Charged for Annual Health Permit	\$53	Annual Permit	Fee
Body Art Practitioner Registration Replacement	Business Owner Charged for Registration Replacement	\$61	Replacement	Fee
California Safe Body Art Act Booklet	Purchase of Booklet	\$3	Booklet	Fee
LABORATORY SERVICES				
NON-DIAGNOSTIC GENERAL HEALTH ASSESSMENT REGISTRATION				
Non-diagnostic Testing	For health care providers who offer non-diagnostic health assessment including CLIA-waived tests. These providers are issued a certificate that will allow them to offer such tests, once required documentation is submitted and compliance established.	730	Certificate	Fee
ENVIRONMENTAL TESTING				
WATER TESTING				
Non-Potable/Recreational Water, Enterolert	To test for the presence of fecal coliforms in recreational water	36.8	Specimen	Fee
Non-Potable/Recreational Water, Colilert 18 (Fecal & Total)	To test for the presence of fecal coliforms in recreational water	36.8	Specimen	Fee
Potable/Drinking Water, Line Clearance, Colilert P/A	To test for the presence of fecal coliforms in drinking water	36.8	Specimen	Fee
Potable/Drinking Water, , Colilert P/A	To test for the presence of fecal coliforms in drinking water	36.8	Specimen	Fee
ENVIRONMENTAL LEAD				
Lead Testing For Dust Wipes, Paint Chips, Soil, Air Filter	A test that quantitates the amount of lead in environmental samples	24.9	Test	Fee
Lead Testing for Water	A test that quantitates the amount of lead in environmental samples	24.9	Test	Fee

MASTER FEES AND CHARGES SCHEDULE

DEPARTMENT: HEALTH & HUMAN SERVICES				
Fee Name	Description	Fee	Per	Type
CLINICAL CHEMISTRY				
Urinalysis Complete	A diagnostic test to aid clinicians with their clinical findings.	12.1	Test	Fee
Pregnancy Test, Urine	A diagnostic test to aid clinicians with their clinical findings.	14.35	Test	Fee
Blood Lead	A diagnostic test to aid clinicians with their clinical findings.	27.65	Test	Fee
BACTERIOLOGY				
Antimicrobial Susceptibility Tests	A diagnostic test to aid clinicians with their clinical findings.	36.8	Test	Fee
Culture, Anaerobic Bacteria	A diagnostic test to aid clinicians with their clinical findings.	25.3	Test	Fee
Culture, GC	A diagnostic test to aid clinicians with their clinical findings.	25.3	Test	Fee
Culture, Stool	A diagnostic test to aid clinicians with their clinical findings.	42.6	Test	Fee
Culture, Miscellaneous Bacteriology	A diagnostic test to aid clinicians with their clinical findings.	25.3	Test	Fee
Culture, Throat	A diagnostic test to aid clinicians with their clinical findings.	25.3	Test	Fee
Culture, Urine	A diagnostic test to aid clinicians with their clinical findings.	25.3	Test	Fee
Culture for Identification	A diagnostic test to aid clinicians with their clinical findings.	42.6	Test	Fee
Culture, Diphtheria	A diagnostic test to aid clinicians with their clinical findings.	25.3	Test	Fee
Culture, Food Poisoning	A diagnostic test to aid clinicians with their clinical findings.	61	Test	Fee
Streptococcus, Rapid Screen	A diagnostic test to aid clinicians with their clinical findings.	12.1	Test	Fee
GC Smear	A diagnostic test to aid clinicians with their clinical findings.	36.8	Test	Fee
MYCOBACTERIOLOGY				
AFB Smear	A diagnostic test to aid clinicians with their clinical findings.	18.45	Test	Fee
AFB Culture	A diagnostic test to aid clinicians with their clinical findings.	36.8	Test	Fee
AFB Susceptibility	A diagnostic test to aid clinicians with their clinical findings.	8.65	Test	Fee
AFB by DNA Probe	A diagnostic test to aid clinicians with their clinical findings.	36.8	Test	Fee
AFB Culture for Identification	A diagnostic test to aid clinicians with their clinical findings.	42.6	Test	Fee

MASTER FEES AND CHARGES SCHEDULE

DEPARTMENT: HEALTH & HUMAN SERVICES				
Fee Name	Description	Fee	Per	Type
MYCOBACTERIOLOGY				
Quantiferon - TB Gold	A diagnostic test to aid clinicians with their clinical findings.	125	Test	Fee
MYCOLOGY				
Fungal Smear	A diagnostic test to aid clinicians with their clinical findings.	12.1	Test	Fee
Wet Mount	A diagnostic test to aid clinicians with their clinical findings.	12.1	Test	Fee
Fungal Culture	A diagnostic test to aid clinicians with their clinical findings.	36.8	Test	Fee
PARASITOLOGY				
Blood Smear for Parasites	A diagnostic test to aid clinicians with their clinical findings.	14.35	Test	Fee
Cryptosporidium & Giardia DFA	A diagnostic test to aid clinicians with their clinical findings.	25.3	Test	Fee
Cryptosporidium by Modified Acid Fast Stain	A diagnostic test to aid clinicians with their clinical findings.	18.45	Test	Fee
Helminth/Arthropod ID	A diagnostic test to aid clinicians with their clinical findings.	14.35	Test	Fee
Ova & Parasite Exam	A diagnostic test to aid clinicians with their clinical findings.	42.6	Test	Fee
Pinworm Paddle	A diagnostic test to aid clinicians with their clinical findings.	7.3	Test	Fee
Fecal Leucocytes	A diagnostic test to aid clinicians with their clinical findings.	36.75	Test	Fee
SEROLOGY				
Darkfield	A diagnostic test to aid clinicians with their clinical findings.	26.45	Test	Fee
TP-PA (Confirmatory test for Syphilis)	A diagnostic test to aid clinicians with their clinical findings.	18.45	Test	Fee
RPR Qualitative	A diagnostic test to aid clinicians with their clinical findings.	8.65	Test	Fee
RPR Quantitative	A diagnostic test to aid clinicians with their clinical findings.	9.85	Test	Fee
Hepatitis A, Total Antibody (IgG and IgM)	A diagnostic test to aid clinicians with their clinical findings.	140	Test	Fee
Hepatitis A, IgM	A diagnostic test to aid clinicians with their clinical findings.	140	Test	Fee
Hepatitis B Panel	A diagnostic test to aid clinicians with their clinical findings.	280	Test	Fee
Hepatitis B Core Total Antibody	A diagnostic test to aid clinicians with their clinical findings.	140	Test	Fee

MASTER FEES AND CHARGES SCHEDULE

DEPARTMENT: HEALTH & HUMAN SERVICES				
Fee Name	Description	Fee	Per	Type
SEROLOGY				
Hepatitis B Surface Antibody	A diagnostic test to aid clinicians with their clinical findings.	140	Test	Fee
Hepatitis B Surface Antigen	A diagnostic test to aid clinicians with their clinical findings.	140	Test	Fee
Hepatitis C Antibody	A diagnostic test to aid clinicians with their clinical findings.	18.45	Test	Fee
HIV-1/HIV-2 Antigen-Antibody Combo, Serum	A diagnostic test to aid clinicians with their clinical findings.	73	Test	Fee
WNV IgM (EIA)	A diagnostic test to aid clinicians with their clinical findings.	140	Test	Fee
WNV IgG (IFA)	A diagnostic test to aid clinicians with their clinical findings.	83	Test	Fee
WNV IgM (IFA)	A diagnostic test to aid clinicians with their clinical findings.	55	Test	Fee
MOLECULAR				
Chlamydia by NAAT	A diagnostic test to aid clinicians with their clinical findings.	18.45	Test	Fee
Gonorrhea by NAAT	A diagnostic test to aid clinicians with their clinical findings.	18.45	Test	Fee
Influenza A & B by PCR	A diagnostic test to aid clinicians with their clinical findings.	125	Test	Fee
Norovirus by PCR	A diagnostic test to aid clinicians with their clinical findings.	125	Test	Fee
B. pertussis by PCR	A diagnostic test to aid clinicians with their clinical findings.	125	Test	Fee
Enterovirus by PCR	A diagnostic test to aid clinicians with their clinical findings.	115	Test	Fee
Measles by PCR	A diagnostic test to aid clinicians with their clinical findings.	115	Test	Fee
VIROLOGY				
Rabies by DFA	A diagnostic test to aid clinicians with their clinical findings.	37.30	Test	Fee
CLINICAL SERVICES				
TRAVEL IMMUNIZATION				
Adult Immunization Fee (Includes Validation)	Cost for nurse to administer vaccine.	\$26.03	Visit	Fee
Travel Nursing Assessment Fee (Includes written Prescription for Malaria Medication)	Cost for nurse to evaluate patient itinerary, medical history and travel safety.	45.10	Visit	Fee

MASTER FEES AND CHARGES SCHEDULE

DEPARTMENT: HEALTH & HUMAN SERVICES				
Fee Name	Description	Fee	Per	Type
TRAVEL IMMUNIZATION				
Travel Follow-Up Visit	Cost to re-evaluate after initial visit.	19.80	Visit	Fee
Copy of Immunization Record	Cost to reproduce an immunization record.	11.00	Copy	Fee
Travel Certificate Validation Duplication	Cost to validate a travel certificate record.	11.00	Certificate	Fee
Copy of Tuberculin Skin Test Report	Cost to reproduce a tuberculin skin test report.	11.00	Copy	Fee
VACCINES				
Flu (Influenza) Vaccine	Cost to administer & purchase vaccine.	\$26.03 + cost	Dose	Fee
Hepatitis B Vaccine	Cost to administer & purchase vaccine.	\$26.03 + cost	Dose	Fee
Twinrix	Cost to administer & purchase vaccine.	\$26.03 + cost	Dose	Fee
Japanese Encephalitis Vaccine	Cost to administer & purchase vaccine.	\$26.03 + cost	Dose	Fee
Meningococcal	Cost to administer & purchase vaccine.	\$26.03 + cost	Dose	Fee
MMR (Measles-Mumps-Rubella)	Cost to administer & purchase vaccine.	\$26.03 + cost	Dose	Fee
Polio Vaccine	Cost to administer & purchase vaccine.	\$26.03 + cost	Dose	Fee
Rabies Vaccine	Cost to administer & purchase vaccine.	\$26.03 + cost	Dose	Fee
Typhoid Vaccine-Injection	Cost to administer & purchase vaccine.	\$26.03 + cost	Dose	Fee
Typhoid Vaccine-Single Dose Injection	Cost to administer & purchase vaccine.	\$26.03 + cost	Dose	Fee
Typhoid Vaccine-Oral	Cost to administer & purchase vaccine.	\$26.03 + cost	Dose	Fee
Yellow Fever Vaccine	Cost to administer & purchase vaccine.	\$26.03 + cost	Dose	Fee
Cholera Vaccine	Cost to administer & purchase vaccine.	\$26.03 + cost	Dose	Fee
Pneumococcal Vaccine	Cost to administer & purchase vaccine.	\$26.03 + cost	Dose	Fee
Special Vaccines	Cost to administer & purchase vaccine.	\$26.03 + cost	Dose	Fee
Havrix (Adult)	Cost to administer & purchase vaccine.	\$26.03 + cost	Dose	Fee
Havrix (Child)	Cost to administer & purchase vaccine.	\$26.03 + cost	Dose	Fee
HPV Vaccine	Cost to administer & purchase vaccine.	\$26.03 + cost	Dose	Fee
Varicella Vaccine (Varivax)	Cost to administer & purchase vaccine.	\$26.03 + cost	Dose	Fee
Pneumovax	Cost to administer & purchase vaccine.	\$26.03 + cost	Dose	Fee
Shingles	Cost to administer & purchase vaccine.	\$26.03 + cost	Dose	Fee

MASTER FEES AND CHARGES SCHEDULE

DEPARTMENT: HEALTH & HUMAN SERVICES				
Fee Name	Description	Fee	Per	Type
IMMUNOGLOBULINS/ TOXOIDS				
DT (Diphtheria-Tetanus)	Cost to administer & purchase vaccine.	\$26.03 + cost	Dose	Fee
Tetanus Toxoid Absorbed	Cost to administer & purchase vaccine.	\$26.03 + cost	Dose	Fee
HBIG (Hepatitis B Ig)	Cost to administer & purchase immunoglobulin.	\$26.03 + cost	Dose	Fee
Immune (Gamma) Globulin, Serum [Adult]	Cost to administer & purchase immunoglobulin.	\$26.03 + cost	Dose	Fee
Immune (Gamma) Globulin, Serum [Child]	Cost to administer & purchase immunoglobulin.	\$26.03 + cost	Dose	Fee
VZIG (Zoster Immune Globulin)	Cost to administer & purchase immunoglobulin.	\$26.03 + cost	Dose	Fee
Rabies Immune Globulin (RIG)	Cost to administer & purchase immunoglobulin.	\$26.03 + cost	Dose	Fee
SKIN TESTS				
TB Skin Test (PPD)	Cost to provide screening test.	\$32.00	Test	Fee
OFFICE/PATIENT VISITS				
New Patient - Office/Patient Visit - Minimal Exam	An office/patient visit with a new patient with a duration of up to 10 minutes. (99201)	Medicare Rate + 10%	Per Visit	Fee
New Patient - Office/Patient Visit - Brief Exam	An office/patient visit with a new patient with a duration of up to 20 minutes. (99202)	Medicare Rate + 10%	Per Visit	Fee
New Patient - Office/Patient Visit - Limited Exam	An office/patient visit with a new patient with a duration of up to 30 minutes. (99203)	Medicare Rate + 10%	Per Visit	Fee
New Patient - Office/Patient Visit - Intermediate Exam	An office/patient visit with a new patient with a duration of up to 40 minutes. (99204)	Medicare Rate + 10%	Per Visit	Fee
New Patient - Office/Patient Visit - Comprehensive Exam	An office/patient visit with a new patient with a duration of up to 50 minutes. (99205)	Medicare Rate + 10%	Per Visit	Fee
Existing Patient - Office/Patient Visit - Brief Exam	An office/patient visit with an established patient with a duration of up to 5 minutes. (99211)	Medicare Rate + 10%	Per Visit	Fee
Existing Patient - Office/Patient Visit - Minor Exam	An office/patient visit with an established patient with a duration of up to 10 minutes. (99212)	Medicare Rate + 10%	Per Visit	Fee
Existing Patient - Office/Patient Visit - Follow-Up	An office/patient visit with an established patient with a duration of up to 15 minutes. (99213)	Medicare Rate + 10%	Per Visit	Fee
Existing Patient - Office/Patient Visit - Extensive Visit	An office/patient visit with an established patient with a duration of up to 25 minutes. (99214)	Medicare Rate + 10%	Per Visit	Fee

MASTER FEES AND CHARGES SCHEDULE

DEPARTMENT: HEALTH & HUMAN SERVICES				
Fee Name	Description	Fee	Per	Type
OFFICE/PATIENT VISITS				
Existing Patient - Office/Patient Visit - Comprehensive Exam	An office/patient visit with an established patient with a duration of up to 40 minutes. (99215)	Medicare Rate + 10%	Per Visit	Fee
Phlebotomy Fee	To provide blood draw for medical screening.	26.6	Person	Fee
Child Health and Disability Prevention (CHDP) Primary Care - Nursing Assessment	Health exam.	Medi-Cal + 10%	Visit	Fee
CHDP Primary Care-Physician Assessment (Incl. Nursing Assessment)	Health exam.	Medi-Cal + 10%	Visit	Fee
TUBERCULOSIS CLINIC				
Isoniazid	Cost for Tuberculosis Medication	Cost	Each	Fee
Ethambutol	Cost for Tuberculosis Medication	Cost	Each	Fee
Rifampin	Cost for Tuberculosis Medication	Cost	Each	Fee
Pyrazinamide	Cost for Tuberculosis Medication	Cost	Each	Fee
Pyridoxine	Cost for Tuberculosis Medication	Cost	Each	Fee
Ciprofloxacin	Cost for Tuberculosis Medication	Cost	Each	Fee
Levofloxacin	Cost for Tuberculosis Medication	Cost	Each	Fee
Rifabutin	Cost for Tuberculosis Medication	Cost	Each	Fee
TB Class B Immigrant Evaluation and Documentation Completion	Assessment of immigrant; documentation completion	175.00	Each	Fee
Sputum Induction	Procedure to assist patient with production of sputum specimens.	23.5	Each	Fee
Chest X-ray Clients who bring own X-ray (Radiology Reading)	Reading of chest x-ray by radiologist for health evaluation purposes.	25.45	Visit	Fee
Chest X-ray - Single View	Cost of x-ray.	\$58.00	X-Ray	Fee
Chest X-ray - Two Views	Cost of x-ray.	\$73.00	X-Ray	Fee
Copy of Chest X-Ray	Digital copy of Chest X-Ray on CD	11.25	Each copy	Fee
Copy of Chest X-ray Report	Cost to reproduce a chest x-ray report.	11.25	Copy	Fee
Copy of Discharge Card	Cost to reproduce a tuberculosis discharge card.	11.25	Copy	Fee

MASTER FEES AND CHARGES SCHEDULE

DEPARTMENT: HEALTH & HUMAN SERVICES				
Fee Name	Description	Fee	Per	Type
TUBERCULOSIS CLINIC				
Directly Observed Therapy (DOT) Visit	Directly observed administration of medication to ensure patients adhere to treatment for tuberculosis.	Medi-Cal Rate + 10%	Per Visit	Fee
HIV TESTING, COUNSELING AND REFERRAL (HIV-CTR) SERVICES & HCC (HIV CARE COORDINATION)				
HIV Care Coordination Clinic Fees	Fee charges are in accordance with the Early Intervention fee schedule as established by the State of California, Department of Health Services, on a sliding scale.	\$0 - \$107	Visit	Fee
Anonymous HIV Testing and Counseling Clinic Visit	Comprehensive HIV testing and counseling services; Results will be anonymous	0	Visit	Fee
Confidential HIV Testing and Counseling Clinic Visit	Comprehensive HIV testing and counseling services	11.9	Visit	Fee
Court Ordered HIV Testing and Counseling Clinic Visit	Court ordered HIV testing and counseling services	42.30	Visit	Fee
Copy of HIV Test Results	Cost to reproduce a HIV Test Result	11.25	Copy	Fee
MENTAL HEALTH SERVICES				
Psychiatric Diagnostic Evaluation	A psychiatric evaluation with a focus on taking history and making a diagnostic assessment. (90791)	Medicare Rate + 10%	Visit	Fee
Psychiatric Diagnostic Evaluation with Medical Services	A psychiatric evaluation with a focus on taking history and making a diagnostic assessment in addition to providing medical services. (90792)	Medicare Rate + 10%	Visit	Fee
Psychotherapy, 30 minutes	A psychotherapy session with a duration between 16 to 37 minutes. (90832)	Medicare Rate + 10%	Visit	Fee
Psychotherapy, 30 minutes (Add-On)	Additional charge for a psychotherapy session with a duration between 16 to 37 minutes in addition to an office/patient visit. (90833)	Medicare Rate + 10%	Visit	Fee
Psychotherapy, 45 minutes	A psychotherapy session with a duration between 38 to 52 minutes. (90834)	Medicare Rate + 10%	Visit	Fee
Psychotherapy, 45 minutes (Add-On)	Additional charge for a psychotherapy session with a duration between 38 to 52 minutes in addition to an office/patient visit. (90836)	Medicare Rate + 10%	Visit	Fee
Psychotherapy, 60 minutes	A psychotherapy session with a duration 53 minutes or longer. (90837)	Medicare Rate + 10%	Visit	Fee
Psychotherapy, 60 minutes (Add-On)	Additional charge for a psychotherapy session with a duration between 53 minutes or longer in addition to an office/patient visit. (90838)	Medicare Rate + 10%	Visit	Fee
Psychotherapy, Family	A psychotherapy session for a patient and their family. The family is part of the patient evaluation and treatment process. (90847)	Medicare Rate + 10%	Visit	Fee
Psychotherapy, Group	A psychotherapy session for a non-family group. (90853)	Medicare Rate + 10%	Person per visit	Fee

MASTER FEES AND CHARGES SCHEDULE

DEPARTMENT: HEALTH & HUMAN SERVICES				
Fee Name	Description	Fee	Per	Type
MENTAL HEALTH SERVICES				
Psychotherapy: Interactive Complexity (Add-On)	Additional charge when services involve factors that increase the complexity of the psychotherapy session. An example would be involvement of family members or other third parties in the visit. (90785)	Medicare Rate + 10%	Visit	Fee
Psychotherapy for Crisis, 60 minutes	A psychotherapy session with a duration of up to 60 minutes requiring urgent assessment and history of the crisis state and a mental status exam. The presenting problem must be life threatening or require immediate attention. (90839)	Medicare Rate + 10%	Visit	Fee
Psychotherapy for Crisis, additional 30 minutes	Additional charge for each additional 30 minutes of crisis psychotherapy. (90840)	Medicare Rate + 10%	Additional 30 minutes	Fee
Health and Behavior Assessment, Initial	An initial assessment to determine the biological, psychological, and social factors affecting the patient's physical health and any treatment problems. (96150)	Medicare Rate + 10%	Visit	Fee
Health and Behavior Assessment, Re-Assessment	A re-assessment of the patient to evaluate their condition and determine the need for further treatment. (96151)	Medicare Rate + 10%	Visit	Fee
Health and Behavior Intervention, Individual	An intervention service provided to modify the psychological, behavioral, cognitive, and social factors affecting the patient's physical health and well-being. (96152)	Medicare Rate + 10%	Visit	Fee
DIABETES SELF-MANAGEMENT TRAINING SERVICES				
Diabetes Self-Management Training, Individual	An initial individual outpatient training session on diabetes self-management. (G0108)	Medicare + 10%	30 minutes	Fee
Diabetes Self-Management Training, Group	A group outpatient training session on diabetes self-management. (G0109)	Medicare + 10%	30 minutes per person	Fee
VITAL STATISTICS				
Fees charged are in accordance with the Vital Statistics fee schedule as established by the Department of Health Services, Office of the State Registrar of Vital Statistics.				
Expedited Birth Certificate Registration	Cost for priority processing of a birth record.	\$34.90 + cost of certificate + expedited certificate fee	Each	Fee
Expedited Copies of Birth Certificates	Fee for rush services of birth certificates	\$22.00+ cost of certificate	Copy	Fee
Emergency Weekend Filing of Death Certificates	Emergency Weekend Filing of Death Certificates	120.00	per filing	Fee
Letters of Noncontagious Disease for Ship Out of Human Remains	Certified letter establishing that the cause of death was not from a contagious disease when transporting human remains across state lines or to a foreign country.	24.20	Each	Fee

MASTER FEES AND CHARGES SCHEDULE

DEPARTMENT: HEALTH & HUMAN SERVICES				
Fee Name	Description	Fee	Per	Type
RECORD VALIDATION/DUPLICATION				
Medical Record Duplication	Cost to duplicate a medical record.	\$22.80 + \$0.30/pg	Record	Fee
Medical Clinic-Medical Summary	Cost to provide a summary report of a med record/chart.	30.80	Each	Fee
MISCELLANEOUS SERVICES				
Health Education Materials	Cost to provide materials.	Actual Cost	Each	Fee
Continuing Education Units - Certification	Per Session for administrative processes	Actual Cost	Session	Fee
Court Ordered Health Education Classes	Cost to attend class.	46.10	Each	Fee
MISCELLANEOUS FEES				
Responsible Cannabis Vending (RCV) Fee	Fee to train adult use cannabis dispensaries on responsible vending.	\$262	Person	Fee
FACILITY RENTAL FEES				
Not-for-Profit Groups	Room rental fee - 2-hour minimum	\$33.55	Hour	Fee
For-Profit Groups	Room rental fee - 2-hour minimum	\$48.60	Hour	Fee
Maintenance Fee, up to 30 people	Cost to provide maintenance services.	\$40.50	Each Reservation	Fee
Maintenance Fee, 30+ people or two rooms	Cost to provide maintenance services.	\$53	Each Reservation	Fee
Weekend and Evening Premium - First 4 Hours	Room rental fee - additional cost to cover maintenance services outside of normal business hours	\$85	Up to 4 Hours	Fee
Weekend and Evening Premium - Additional Hours	Room rental fee - additional cost to cover maintenance services outside of normal business hours	\$26.60	Hour Thereafter	Fee
Special Services	Language Interpretation, Equipment, etc.	Actual Cost	Service	Fee
HMIS USER FEES				
Homeless Management Information System				
HMIS New User Setup Fee	Fee for initial setup/training of HMIS User for the Homeless Management Information System (HMIS)	Cost	User	Fee
HMIS User License	Annual fee for user licenses, technical support, and training for users of the Homeless Management Information System (HMIS)	Cost	User	Fee
HMIS Advance Reporting Tool Viewer License	Annual fee for Advance Reporting Tool (ART) Viewer licenses, technical support, and training for the Homeless Management Information System (HMIS)	Cost	User	Fee

MASTER FEES AND CHARGES SCHEDULE

DEPARTMENT: LIBRARY SERVICES				
Fee Name	Description	Fee	Per	Type
SPECIALIZED SERVICES AND LOAN OF COLLECTION MATERIALS				
Interlibrary Loan (ILL) Request	Library customer is charged a fee for each Interlibrary Loan material request; additional charge for postage and any fee(s) imposed by the lending library	\$5	Each request plus postage and lending library fees	Fee
Research Request	Library customer is charged a fee for research conducted by Library staff	62.00	Per hour; \$62.00 minimum	Fee
Obituary Search (Extensive Search will be billed as a Research Request)	Library customer is charged a fee for an Obituary search conducted by Library staff	22.00	Per Search	Fee
Commercial or For-Profit Use of Collection (news broadcast, documentary, newspaper article, or similar work)	Library customer is charged a use fee for the commercial or for-profit use of images from the Long Beach Collection to be used in a news broadcast, documentary, newspaper article, or similar work	\$150	Per image, per use	Fee
PRINTING AND REPRODUCTION FEES				
Photocopy or Computer Print - Black and White	Library customer is charged a per page fee to purchase a black and white photocopy or computer-generated print-out	\$0.15	Per page	Fee
Photocopy or Computer Print - Color	Library customer is charged a per page fee to purchase a color photocopy or computer-generated print-out	\$0.50	Per page	Fee
Reproduction of Collection Photographs; reproduction of any size (including B&W and color)	Library customer is charged a fee for the purchase of a Collection photo for personal or non-profit educational use.	Cost to Reproduce	Each	Fee
Scanned Photos (Digital Images) for personal or non-profit educational use.	Library customer is charged a fee for the purchase of a scanned photo image for personal or non-profit educational use.	55.00	Per image	Fee
FINES AND PENALTIES				
Returned Check	Library customer is charged when a check written to the Library has been returned from the bank/financial institution plus the amount of the check	\$35	Each (plus amount of check)	Penalty
Replacement Library Card - Adult	Library customer is charged to replace a lost Library card	\$2	Each	Penalty
Replacement Library Card - Youth	Library customer (youth only) is charged to replace lost Library card	\$0.50	Each	Penalty

MASTER FEES AND CHARGES SCHEDULE

DEPARTMENT: LIBRARY SERVICES				
Fee Name	Description	Fee	Per	Type
Lost or Damaged Books, Media, or Library Equipment/Property	Library customer is charged the replacement cost for any book, media, or equipment checked out or borrowed that is lost, returned damaged or with parts/items missing, including damaged barcode and/or RFID tag on any form of material, damaged book binding, or anything too damaged to circulate.	Cost to Replace		Penalty
Overdue Books, Pamphlets, Periodicals, and Audio Materials (Adult Materials)	Library customer is charged a fine per item, per day for overdue adult materials, i.e. books, pamphlets, periodicals, and audio materials	\$0.35	Per item per day	Penalty
Overdue Books, Pamphlets, Periodicals, and Audio Materials (Young Adult Materials)	Library customer is charged a fine per item, per day for overdue young adult materials, i.e. books, pamphlets, periodicals, and audio materials	\$0.15	Per item per day	Penalty
Overdue Books, Pamphlets, Periodicals, and Audio Materials Juvenile (Children's) Materials	Library customer is charged a fine per item, per day for overdue Juvenile (Children's) materials, i.e. books, pamphlets, periodicals, and audio materials	\$0.15	Per item per day	Penalty
Overdue Interlibrary Loan Materials	Library customer is charged per item, per day fine for overdue interlibrary loan materials	\$2	Per item, per day	Penalty
Overdue Video DVD	Library customer is charged a fine for overdue video DVDs	\$1	Per day up to actual cost	Penalty
Collections Fee	Library customer is charged for costs related to the collection/retrieval of Library materials or recovery of outstanding accounts	\$20	Collection Costs	Penalty
Books, media, and/or materials placed on hold and not picked up	Library customer is charged a penalty for books, media, and/or materials placed on hold and not picked up	\$1	Each	Penalty
LIBRARY EDUCATIONAL AND TECHNICAL EQUIPMENT FEES				
Extended Use of Loaned Portable Technology Devices (more than one hour)	Library customer is charged a fine for extended use of loaned portable technology devices (more than one hour), within Library only.	10.00	For each additional 30 minutes of use	Penalty
Repair or Replacement of Technology Devices	Library customer is charged actual cost of repair or replacement of technology devices. This includes staff time required to replace, repair, or restore the product to the standard library configuration.	Cost to repair or replace	Each	Penalty
RENTAL OF LIBRARY ROOMS AND MEETING AREA				
Michelle Obama Large Meeting Room - During non-Library Hours	Additional security charge required.	80.00	Per Hour	Rent

MASTER FEES AND CHARGES SCHEDULE

DEPARTMENT: LIBRARY SERVICES				
Fee Name	Description	Fee	Per	Type
Michelle Obama Large Meeting Room - During Library Hours		60.00	Per hour	Rent
Facility Rental Application Fee	The application fee is non-refundable but applies toward rental fees. All rentals of facilities are for a two-hour minimum.	60	Per Event	Fee
Main Library Meeting Room - During Library Hours		60	Per Hour	Rent
Main Library Meeting Room - During non-Library Hours	Additional security charge required.	80	Per Hour	Rent
Main Library Kitchenette - Available only with Rental of Meeting Room		60	Per Hour	Rent
Neighborhood Library Kitchen - Available only with Rental of Meeting Room, if applicable		60	Per Hour	Rent
Neighborhood Library Auditoriums/ Community Room - During Library Hours		60	Per Hour	Rent
Main Library - Technical Assistance		100	Per Hour	Fee
Extraordinary Set-up/Tear-down		35	Per Hour	Fee
LIBRARY EQUIPMENT FEES				
ALL EQUIPMENT MUST BE USED AT A LIBRARY SITE				
Damaged/Lost Equipment Replacement Fee	Charge to replace Library equipment damaged or lost due to use at events. Plus \$25 Administrative fee.	Cost to replace plus \$25 administrative fee	Each	Penalty
LIBRARY EQUIPMENT RENTAL - NON-AUDIO/VISUAL				
Library customer is charged a fee for the rental of non-audio/visual equipment, which must be used at a library site				
Security Charge for Non-library Hours	15 min. increments.	100	Per Hour	Fee
LIBRARY EQUIPMENT RENTAL - AUDIO/VISUAL				
Library customer is charged a fee for the rental of audio/visual equipment, which must be used at a library site				
Microphone (w/Podium rental)		25	Per Event	Rent
DVD Player		25	Per Event	Rent
Projector Screen		11	Per Event	Rent

MASTER FEES AND CHARGES SCHEDULE

DEPARTMENT: LIBRARY SERVICES				
Fee Name	Description	Fee	Per	Type
LIBRARY EQUIPMENT RENTAL - AUDIO/VISUAL				
Mounted LCD Projector w/ remote		25	Per Event	Rent

MASTER FEES AND CHARGES SCHEDULE

DEPARTMENT: LONG BEACH AIRPORT				
Fee Name	Description	Fee	Per	Type
Aircraft Parking Fee - Uncovered - 4 hours 0-35 total feet wing span	These rates shall be paid for the parking of aircraft on open areas of the Airport. Airport parking areas are designated by the Airport Director and prior approval is required. No parking charges for uncovered parking shall be assessed against aircraft owned and operated by the United States of America, or any state, county, or city while said aircraft is located at the Airport on documented official government business.	\$5.00	0 - 35 feet total wing span/every 4 hours or fraction thereof	Fee
Aircraft Parking Fee - Uncovered - 4 hours 36-40 total feet wing span	These rates shall be paid for the parking of aircraft on open areas of the Airport. Airport parking areas are designated by the Airport Director and prior approval is required. No parking charges for uncovered parking shall be assessed against aircraft owned and operated by the United States of America, or any state, county, or city while said aircraft is located at the Airport on documented official government business.	\$10.00	36 - 40 feet total wing span/every 4 hours or fraction thereof	Fee
Aircraft Parking Fee - Uncovered - 4 Hours 41-45 total feet wing span	These rates shall be paid for the parking of aircraft on open areas of the Airport. Airport parking areas are designated by the Airport Director and prior approval is required. No parking charges for uncovered parking shall be assessed against aircraft owned and operated by the United States of America, or any state, county, or city while said aircraft is located at the Airport on documented official government business.	\$19.00	41 - 45 feet total wing span/every 4 hours or fraction thereof	Fee
Aircraft Parking Fee - Uncovered - 4 hours 46-50 total feet wing span	These rates shall be paid for the parking of aircraft on open areas of the Airport. Airport parking areas are designated by the Airport Director and prior approval is required. No parking charges for uncovered parking shall be assessed against aircraft owned and operated by the United States of America, or any state, county, or city while said aircraft is located at the Airport on documented official government business.	\$22.00	46 - 50 feet total wing span/every 4 hours or fraction thereof	Fee

MASTER FEES AND CHARGES SCHEDULE

DEPARTMENT: LONG BEACH AIRPORT				
Fee Name	Description	Fee	Per	Type
Aircraft Parking Fee - Uncovered - 4 hours 51-75 total feet wing span	These rates shall be paid for the parking of aircraft on open areas of the Airport. Airport parking areas are designated by the Airport Director and prior approval is required. No parking charges for uncovered parking shall be assessed against aircraft owned and operated by the United States of America, or any state, county, or city while said aircraft is located at the Airport on documented official government business.	\$25.00	51 - 75 feet total wing span/every 4 hours or fraction thereof	Fee
Aircraft Parking Fee - Uncovered - 4 hours 76-100 total feet wing span	These rates shall be paid for the parking of aircraft on open areas of the Airport. Airport parking areas are designated by the Airport Director and prior approval is required. No parking charges for uncovered parking shall be assessed against aircraft owned and operated by the United States of America, or any state, county, or city while said aircraft is located at the Airport on documented official government business.	\$77.00	76 - 100 feet total wing span/every 4 hours or fraction thereof	Fee
Aircraft Parking Fee - Uncovered - 4 hours 101-125 total feet wing span	These rates shall be paid for the parking of aircraft on open areas of the Airport. Airport parking areas are designated by the Airport Director and prior approval is required. No parking charges for uncovered parking shall be assessed against aircraft owned and operated by the United States of America, or any state, county, or city while said aircraft is located at the Airport on documented official government business.	\$104.00	101 - 125 feet total wing span/every 4 hours or fraction thereof	Fee
Aircraft Parking Fee - Uncovered - 4 hours 126-150 total feet wing span	These rates shall be paid for the parking of aircraft on open areas of the Airport. Airport parking areas are designated by the Airport Director and prior approval is required. No parking charges for uncovered parking shall be assessed against aircraft owned and operated by the United States of America, or any state, county, or city while said aircraft is located at the Airport on documented official government business.	\$150.00	126 - 150 feet total wing span/every 4 hours or fraction thereof	Fee

MASTER FEES AND CHARGES SCHEDULE

DEPARTMENT: LONG BEACH AIRPORT				
Fee Name	Description	Fee	Per	Type
Aircraft Parking Fee - Uncovered - 4 hours 151-200 total feet wing span	These rates shall be paid for the parking of aircraft on open areas of the Airport. Airport parking areas are designated by the Airport Director and prior approval is required. No parking charges for uncovered parking shall be assessed against aircraft owned and operated by the United States of America, or any state, county, or city while said aircraft is located at the Airport on documented official government business.	\$160.00	151 - 200 feet total wing span/every 4 hours or fraction thereof	Fee
Aircraft Parking Fee - Uncovered - Daily 151-200 total feet wing span	These rates shall be paid for the parking of aircraft on open areas of the Airport. Airport parking areas are designated by the Airport Director and prior approval is required. No parking charges for uncovered parking shall be assessed against aircraft owned and operated by the United States of America, or any state, county, or city while said aircraft is located at the Airport on documented official government business.	\$960.00	151 - 200 feet total wing span/daily	Fee
Aircraft Parking Fee - Uncovered - Monthly 151-200 total feet wing span	These rates shall be paid for the parking of aircraft on open areas of the Airport. Airport parking areas are designated by the Airport Director and prior approval is required. No parking charges for uncovered parking shall be assessed against aircraft owned and operated by the United States of America, or any state, county, or city while said aircraft is located at the Airport on documented official government business.	\$19,296.00	151 - 200 feet total wing span/Monthly	Fee
Aircraft Parking Fee - Uncovered - 4 hours above 200 feet total wing span	These rates shall be paid for the parking of aircraft on open areas of the Airport. Airport parking areas are designated by the Airport Director and prior approval is required. No parking charges for uncovered parking shall be assessed against aircraft owned and operated by the United States of America, or any state, county, or city while said aircraft is located at the Airport on documented official government business.	\$250.00	above 200 feet total wing span/every 4 hours or fraction thereof	Fee
Courtesy Vehicle Per Trip Fee Clean Air Vehicle 25% Fleet	Fee for each pick-up and/or drop-off of passenger(s) on the Long Beach Airport premises by permitted Courtesy Vehicle whose fleet consists of at least 25% Clean Air or alternative fuel vehicles.	\$ 1.13	per pick-up and/or per drop-off	Fee

MASTER FEES AND CHARGES SCHEDULE

DEPARTMENT: LONG BEACH AIRPORT				
Fee Name	Description	Fee	Per	Type
Courtesy Vehicle Per Trip Fee Clean Air Vehicle 50% Fleet	Fee for each pick-up and/or drop-off of passenger(s) on the Long Beach Airport premises by permitted Courtesy Vehicle whose fleet consists of at least 50% Clean Air or alternative fuel vehicles.	\$ 0.75	per pick-up and/or per drop-off	Fee
Courtesy Vehicle Per Trip Fee Clean Air Vehicle 75% Fleet	Fee for each pick-up and/or drop-off of passengers(s) on the Long Beach Airport premises by permitted Courtesy Vehicle whose fleet consists of at least 75% Clean Air or alternative fuel vehicles and has at least five vehicles total.	\$ 0.38	per pick-up and/or per drop-off	Fee
AIRLINE FEES				
Includes: Landing Fees, Gate Use Fees, Apron Parking Fees, Common Use Fees and Terminal Space Charges. These costs are used to calculate the cost per enplaned passenger.				
Landing Fees, 7:00 AM - 10:00 PM	All aircraft certificated under Federal Aviation Regulations (FAR) Part 121 or 125, or certified under FAR Part 135 (if such Part 135 operations are on a scheduled basis of 5 or more landings per week) conducting commercial landings at Long Beach Airport shall pay a landing fee based on the Gross Certified Landing Weight of the aircraft. For purposes of this Resolution, a commercial landing is defined as any landing where an aircraft is carrying persons or cargo for hire, compensation or reward or will do so in its next subsequent departure.	4.70	1000 lbs. Gross Certified Landing Weight	Fee
Landing Fees, 10:00 PM - 7:00 AM	All aircraft certificated under Federal Aviation Regulations (FAR) Part 121 or 125, or certified under FAR Part 135 (if such Part 135 operations are on a scheduled basis of 5 or more landings per week) conducting commercial landings at Long Beach Airport shall pay a landing fee based on the Gross Certified Landing Weight of the aircraft. For purposes of this Resolution, a commercial landing is defined as any landing where an aircraft is carrying persons or cargo for hire, compensation or reward or will do so in its next subsequent departure.	\$9.89	1000 lbs. Gross Certified Landing Weight	Fee

MASTER FEES AND CHARGES SCHEDULE

DEPARTMENT: LONG BEACH AIRPORT				
Fee Name	Description	Fee	Per	Type
Diverted landings	Any scheduled commercial carrier diverted from landing at Long Beach Airport between 10:00 PM and 7:00 AM shall be credited for incremental expenses (over and above costs which would have been incurred at the Long Beach Airport) incurred for aircraft handling, airport use and facility fees, and fees incurred in transporting enplaning and deplaning passengers between Long Beach Airport and an authorized alternate airport. In order to qualify such incremental costs for a credit against Airport-related rents/fees owed the City of Long Beach, such expenditures must be consistent with a schedule of rates/charges which has been pre-approved by the Airport Director. Passengers on any qualified commercial carrier diverted from Long Beach Airport shall be eligible for a voucher for credit on their parking charges at Long Beach Airport's parking lots.			Fee
Terminal Building Gate Use Fee	All aircraft using the Airport Terminal Building apron for the enplanement or deplanement of passengers or cargo shall pay a fee for each flight which makes use of said facilities.	\$1.41	1000 lbs. Gross Certified Landing Weight	Fee
Security Surcharge	Uses that require the presence of a Law Enforcement Officer (LEO) will be charged this Fee. Such uses include ramp safety enforcement during enplaning and/or deplaning of passengers, escorting of aircraft and vehicles between locations and standing by for filming and special events.	Cost recovery rate	Hour, or portion thereof	Fee
Common Use Charges	Common use areas include the boarding lounges, concourse, baggage claim areas and public areas of the terminal. The Common Use Charge shall be computed on the depreciation, utilities, custodial and maintenance services for the common use areas. Common Use Charges shall be assessed on all airlines which use the common areas at a per enplaned passenger rate calculated by the Airport Director. The calculation shall be based on actual expenses for common use areas, and number of airlines and flight activity at the Long Beach Airport.	\$3.85	Enplaned Passenger	Fee
AIRCRAFT PARKING				

MASTER FEES AND CHARGES SCHEDULE

DEPARTMENT: LONG BEACH AIRPORT				
Fee Name	Description	Fee	Per	Type
AIRCRAFT PARKING				
Terminal Building Apron Parking Fee	Any aircraft which is parked on the Terminal Building apron and not engaged in the enplanement or deplanement of passengers or cargo or which remains overnight, shall obtain prior approval and pay apron parking fees.	1.17	1000 lbs. Gross Certified Landing Weight	Fee
Aircraft Parking Fee - Uncovered - Daily 0-35 total feet wing span	These rates shall be paid for the parking of aircraft on open areas of the Airport. Airport parking areas are designated by the Airport Director and prior approval is required. No parking charges for uncovered parking shall be assessed against aircraft owned and operated by the United States of America, or any state, county, or city while said aircraft is located at the Airport on documented official government business.	\$30	0 - 35 feet total span/Daily	Fee
Aircraft Parking Fee - Uncovered - Monthly 0-35 total feet wing span	These rates shall be paid for the parking of aircraft on open areas of the Airport. Airport parking areas are designated by the Airport Director and prior approval is required. No parking charges for uncovered parking shall be assessed against aircraft owned and operated by the United States of America, or any state, county, or city while said aircraft is located at the Airport on documented official government business.	\$603.00	0 - 35 feet total wing span/Monthly	Fee
Aircraft Parking Fee - Uncovered - Daily 36-40 feet total wing span	These rates shall be paid for the parking of aircraft on open areas of the Airport. Airport parking areas are designated by the Airport Director and prior approval is required. No parking charges for uncovered parking shall be assessed against aircraft owned and operated by the United States of America, or any state, county, or city while said aircraft is located at the Airport on documented official government business.	\$60.00	36 - 40 feet total wing span/Daily	Fee
Aircraft Parking Fee - Uncovered - Monthly 36-40 feet total wing span	These rates shall be paid for the parking of aircraft on open areas of the Airport. Airport parking areas are designated by the Airport Director and prior approval is required. No parking charges for uncovered parking shall be assessed against aircraft owned and operated by the United States of America, or any state, county, or city while said aircraft is located at the Airport on documented official government business.	\$1,206.00	36 - 40 feet total wing span/Monthly	Fee

MASTER FEES AND CHARGES SCHEDULE

DEPARTMENT: LONG BEACH AIRPORT				
Fee Name	Description	Fee	Per	Type
AIRCRAFT PARKING				
Aircraft Parking Fee - Uncovered - Daily 41-45 feet total wing span	These rates shall be paid for the parking of aircraft on open areas of the Airport. Airport parking areas are designated by the Airport Director and prior approval is required. No parking charges for uncovered parking shall be assessed against aircraft owned and operated by the United States of America, or any state, county, or city while said aircraft is located at the Airport on documented official government business.	\$114.00	41 - 45 feet total wing span/Daily	Fee
Aircraft Parking Fee - Uncovered - Monthly 41-45 feet total wing span	These rates shall be paid for the parking of aircraft on open areas of the Airport. Airport parking areas are designated by the Airport Director and prior approval is required. No parking charges for uncovered parking shall be assessed against aircraft owned and operated by the United States of America, or any state, county, or city while said aircraft is located at the Airport on documented official government business.	\$2,291.40	41 - 45 feet total wing span/Monthly	Fee
Aircraft Parking Fee - Uncovered - Daily 46-50 feet total wing span	These rates shall be paid for the parking of aircraft on open areas of the Airport. Airport parking areas are designated by the Airport Director and prior approval is required. No parking charges for uncovered parking shall be assessed against aircraft owned and operated by the United States of America, or any state, county, or city while said aircraft is located at the Airport on documented official government business.	\$132.00	46 - 50 feet total wing span/Daily	Fee
Aircraft Parking Fee - Uncovered - Monthly 46-50 feet total wing span	These rates shall be paid for the parking of aircraft on open areas of the Airport. Airport parking areas are designated by the Airport Director and prior approval is required. No parking charges for uncovered parking shall be assessed against aircraft owned and operated by the United States of America, or any state, county, or city while said aircraft is located at the Airport on documented official government business.	\$2,653.20	46 - 50 feet total wing span/Monthly	Fee

MASTER FEES AND CHARGES SCHEDULE

DEPARTMENT: LONG BEACH AIRPORT				
Fee Name	Description	Fee	Per	Type
AIRCRAFT PARKING				
Aircraft Parking Fee - Uncovered - Daily 51-75 feet total wing span	These rates shall be paid for the parking of aircraft on open areas of the Airport. Airport parking areas are designated by the Airport Director and prior approval is required. No parking charges for uncovered parking shall be assessed against aircraft owned and operated by the United States of America, or any state, county, or city while said aircraft is located at the Airport on documented official government business.	\$150.00	51 - 75 feet total wing span/Daily	Fee
Aircraft Parking Fee - Uncovered - Monthly 51-75 feet total wing span	These rates shall be paid for the parking of aircraft on open areas of the Airport. Airport parking areas are designated by the Airport Director and prior approval is required. No parking charges for uncovered parking shall be assessed against aircraft owned and operated by the United States of America, or any state, county, or city while said aircraft is located at the Airport on documented official government business.	\$3,015.00	51 - 75 feet total wing span/Monthly	Fee
Aircraft Parking Fee - Uncovered - Daily 76-100 feet wing span	These rates shall be paid for the parking of aircraft on open areas of the Airport. Airport parking areas are designated by the Airport Director and prior approval is required. No parking charges for uncovered parking shall be assessed against aircraft owned and operated by the United States of America, or any state, county, or city while said aircraft is located at the Airport on documented official government business.	\$462.00	76 - 100 feet total wing span/Daily	Fee
Aircraft Parking Fee - Uncovered - Monthly 76-100 feet wing span	These rates shall be paid for the parking of aircraft on open areas of the Airport. Airport parking areas are designated by the Airport Director and prior approval is required. No parking charges for uncovered parking shall be assessed against aircraft owned and operated by the United States of America, or any state, county, or city while said aircraft is located at the Airport on documented official government business.	\$9,286.20	76 - 100 feet total wing span/Monthly	Fee

MASTER FEES AND CHARGES SCHEDULE

DEPARTMENT: LONG BEACH AIRPORT				
Fee Name	Description	Fee	Per	Type
AIRCRAFT PARKING				
Aircraft Parking Fee - Uncovered - Daily 101-125 feet total wing span	These rates shall be paid for the parking of aircraft on open areas of the Airport. Airport parking areas are designated by the Airport Director and prior approval is required. No parking charges for uncovered parking shall be assessed against aircraft owned and operated by the United States of America, or any state, county, or city while said aircraft is located at the Airport on documented official government business.	\$624.00	101 - 125 feet total wing span/Daily	Fee
Aircraft Parking Fee - Uncovered - Monthly 101-125 feet total wing span	These rates shall be paid for the parking of aircraft on open areas of the Airport. Airport parking areas are designated by the Airport Director and prior approval is required. No parking charges for uncovered parking shall be assessed against aircraft owned and operated by the United States of America, or any state, county, or city while said aircraft is located at the Airport on documented official government business.	\$12,542.00	101 - 125 feet total wing span/Monthly	Fee
Aircraft Parking Fee - Uncovered - Daily 126-150 feet total wing span	These rates shall be paid for the parking of aircraft on open areas of the Airport. Airport parking areas are designated by the Airport Director and prior approval is required. No parking charges for uncovered parking shall be assessed against aircraft owned and operated by the United States of America, or any state, county, or city while said aircraft is located at the Airport on documented official government business.	\$900.00	126 - 150 feet total wing span/Daily	Fee
Aircraft Parking Fee - Uncovered - Monthly 126-150 feet total wing span	These rates shall be paid for the parking of aircraft on open areas of the Airport. Airport parking areas are designated by the Airport Director and prior approval is required. No parking charges for uncovered parking shall be assessed against aircraft owned and operated by the United States of America, or any state, county, or city while said aircraft is located at the Airport on documented official government business.	\$18,090.00	126 - 150 feet total wing span/Monthly	Fee

MASTER FEES AND CHARGES SCHEDULE

DEPARTMENT: LONG BEACH AIRPORT				
Fee Name	Description	Fee	Per	Type
AIRCRAFT PARKING				
Aircraft Parking Fee - Uncovered - Daily above 200 feet total wing span	These rates shall be paid for the parking of aircraft on open areas of the Airport. Airport parking areas are designated by the Airport Director and prior approval is required. No parking charges for uncovered parking shall be assessed against aircraft owned and operated by the United States of America, or any state, county, or city while said aircraft is located at the Airport on documented official government business.	\$1,500.00	Above 200 feet total wing span/Daily	Fee
Aircraft Parking Fee - Uncovered - Monthly above 200 feet total wing span	These rates shall be paid for the parking of aircraft on open areas of the Airport. Airport parking areas are designated by the Airport Director and prior approval is required. No parking charges for uncovered parking shall be assessed against aircraft owned and operated by the United States of America, or any state, county, or city while said aircraft is located at the Airport on documented official government business.	\$30,150.00	Above 200 feet total wing span/Monthly	Fee
TERMINAL SPACE CHARGES				
Terminal Space Charges - Hourly Use (All Areas)	The Airport Director, as designee of the City Manager, is hereby authorized to issue Commercial Use Permits to any person or entity for use of designated portions of the Airport Terminal in connection with the operation of an approved service. Hourly operations shall incur the applicable terminal space charges and utility charges for the defined area on an hourly prorated basis.	Varies (prorated on hourly basis)	per square foot, per hour	Rent
Terminal Space Charges - Ticket Counter Space	The Airport Director, as designee of the City Manager, is hereby authorized to issue Commercial Use Permits to any person or entity for use of designated portions of the Airport Terminal in connection with the operation of an approved service.	\$2.84	Square foot per month	Rent
Terminal Space Charges - Second Floor Office Space	The Airport Director, as designee of the City Manager, is hereby authorized to issue Commercial Use Permits to any person or entity for use of designated portions of the Airport Terminal in connection with the operation of an approved service.	\$2.84	Square foot, per month	Rent

MASTER FEES AND CHARGES SCHEDULE

DEPARTMENT: LONG BEACH AIRPORT				
Fee Name	Description	Fee	Per	Type
TERMINAL SPACE CHARGES				
Terminal Space Charges - Terminal Back Office Space	The Airport Director, as designee of the City Manager, is hereby authorized to issue Commercial Use Permits to any person or entity for use of designated portions of the Airport Terminal in connection with the operation of an approved service.	\$1.35	Square foot, per month	Rent
Terminal Space Charges - Terminal Basement Space	The Airport Director, as designee of the City Manager, is hereby authorized to issue Commercial Use Permits to any person or entity for use of designated portions of the Airport Terminal in connection with the operation of an approved service.	\$0.40	Square foot, per month	Rent
Terminal Space Charges - Terminal Ramp Storage Space	The Airport Director, as designee of the City Manager, is hereby authorized to issue Commercial Use Permits to any person or entity for use of designated portions of the Airport Terminal in connection with the operation of an approved service.	\$0.07	Square foot, per month	Rent
Terminal Space Charges - Ticket Counter Space (utilities)	The Airport Director, as designee of the City Manager, is hereby authorized to issue Commercial Use Permits to any person or entity for use of designated portions of the Airport Terminal in connection with the operation of an approved service.	\$0.48	Square foot, per month	Fee
Terminal Space Charge - Second Floor Office Space (utilities)	The Airport Director, as designee of the City Manager, is hereby authorized to issue Commercial Use Permits to any person or entity for use of designated portions of the Airport Terminal in connection with the operation of an approved service.	\$0.48	Square foot, per month	Fee
Terminal Space Charges - Terminal Back Office Space (utilities)	The Airport Director, as designee of the City Manager, is hereby authorized to issue Commercial Use Permits to any person or entity for use of designated portions of the Airport Terminal in connection with the operation of an approved service.	\$0.48	Square foot, per month	Fee
Terminal Space Charges - Terminal Basement Space (utilities)	The Airport Director, as designee of the City Manager, is hereby authorized to issue Commercial Use Permits to any person or entity for use of designated portions of the Airport Terminal in connection with the operation of an approved service.	\$0.15	Square foot, per month	Fee

MASTER FEES AND CHARGES SCHEDULE

DEPARTMENT: LONG BEACH AIRPORT				
Fee Name	Description	Fee	Per	Type
TERMINAL SPACE CHARGES				
Terminal Space Charges - Terminal Ramp Storage Space (utilities)	The Airport Director, as designee of the City Manager, is hereby authorized to issue Commercial Use Permits to any person or entity for use of designated portions of the Airport Terminal in connection with the operation of an approved service.	\$0.15	Square foot, per month	Fee
Terminal Space Rental - Conference Room	Hourly rental fee for the Airport Conference Space located on the second floor of the historic terminal building. Request for use of space is subject to approval of the Airport Director, or designee, and may be limited to specific hours, dates or activity.	\$50	per hour	Rent
AIRPORT - VEHICLE PARKING				
Vehicle Parking Fees - Parking Structure (Lot A)	Vehicle parking in Airport parking facilities	\$2	Hour (or portion thereof)	Rent
Vehicle Parking Fees - Parking Structure (Lot A) - Daily maximum (standard)	Vehicle parking in Airport parking facilities - Daily maximum (standard).	\$21	Day	Rent
Vehicle Parking Fees - Parking Structure (Lot A and Lot B) - "Parking Special"	Vehicle parking in Airport parking facilities - "Parking Special" rate range (not less than \$5.00/day up to \$35/day)	\$5 minimum up to \$35	Day	Rent
Vehicle Parking Fees - Parking Structure (Lot A) - Oversized vehicles	Vehicle parking in Airport parking facilities - Oversized vehicles that require more than one space shall pay the equivalent rate for the number of spaces occupied.	Equivalent hourly/daily rate for the number of spaces occupied	N/A	Rent
Vehicle Parking Fees - (Lot B)	Vehicle parking in Airport parking facilities	\$2	Hour (or portion thereof)	Rent
Vehicle Parking Fees - Parking (Lot B - New Parking Structure) - Daily maximum (standard)	Vehicle parking in Airport parking facilities - Daily maximum (standard).	19	Day	Rent
Vehicle Parking Fees - New Parking Structure (Lot B) - Oversized vehicles	Vehicle parking in Airport parking facilities - Oversized vehicles that require more than one space shall pay the equivalent rate for the number of spaces occupied.	Equivalent hourly/daily rate for the number of spaces occupied	N/A	Rent
Vehicle Parking Fees - Park and Ride Lot (Overflow)	Vehicle parking in Overflow parking location	\$2	Hour (or portion thereof)	Rent

MASTER FEES AND CHARGES SCHEDULE

DEPARTMENT: LONG BEACH AIRPORT				
Fee Name	Description	Fee	Per	Type
Vehicle Parking Fees - Park and Ride Lot (Overflow) - Daily maximum (standard)	Vehicle parking in Overflow parking location - Daily maximum (standard).	\$11	Day	Rent
Vehicle Parking Fees - Park and Ride Lot (Overflow) - "Parking Special" rate	Vehicle parking in Overflow parking location - "Parking Special" rate. (not less than \$3.00)	\$3 minimum	Day	Rent
Vehicle Parking Fees - Park and Ride Lot (Overflow) - Oversized vehicles	Vehicle parking in Airport overflow parking - Oversized vehicles that require more than one space shall pay the equivalent rate for the number of spaces occupied.	Equivalent hourly/daily rate for the number of spaces occupied	N/A	Rent
Monthly Permit Parking - Tenant employee	Vehicle parking in Airport parking facilities	\$20.00	Per space, per month	Rent
Monthly Parking Card - Tenant employee	Vehicle parking in Airport Parking Structures	\$40	per space, per month	Fee
Monthly Parking Card - Replacement Fee	Fee for the replacement of monthly parking cards issued to tenant employee.	\$25	per occurrence	Fee
On-site Rental Car Company Vehicle Storage Fee	Weekly Parking Fee for On-site Rental Car Company at Long Beach Airport that store vehicles in Airport Parking Lots.	\$20	per week, per space	Fee
Monthly Permit Parking - Tenant employee, Oversized vehicles	Vehicle parking in Airport parking facilities - Oversized vehicles that require more than one space shall pay the equivalent rate for the number of spaces occupied.	Equivalent monthly rate for the number of spaces occupied	N/A	Rent
Vehicle Parking Fees - Definition of Daily Rate	A day is 24 hours from the time of entry; a partial day is charged at the daily rate or portion thereof, whichever is less.			Rent
Vehicle Parking Fees - Definition of "Parking Special"	The City Manager is authorized to establish from time to time a "Parking Special" in order to provide discounted parking rates in accordance with the vehicle parking fee schedule established by this Schedule. Whether to institute or discontinue the "Parking Special" program is within the discretion of the City Manager based on the effectiveness, usage, parking demand and available capacity.			Rent

MASTER FEES AND CHARGES SCHEDULE

DEPARTMENT: LONG BEACH AIRPORT				
Fee Name	Description	Fee	Per	Type
Parking Validation - Airport Concessionaire	Airport Concessionaire(s) may validate to provide free parking in designated Airport facilities for a maximum of two hours, subject to a \$5.00 minimum purchase. Authorization to validate parking is subject to the prior written approval of the Airport Director. This authorization shall remain in effect until withdrawn by the Airport Director upon 10 days written notice to the Airport Concessionaire(s).			Rent
MISCELLANEOUS FEES				
COMMERCIAL USE PERMITS				
Commercial Use Permit - Filming of commercial motion pictures, commercial still photography or other uses requiring airside or landside escort (Airport Personnel)	The Airport Director, as designee of the City Manager, is hereby authorized to issue Commercial Use Permits to any person or entity for use of designated portions of the Airport in connection with the temporary use of Airport property. For purposes of security and escort, the Airport Director shall determine the classification of the escort provided.	Fee will vary depending on the job classification of the employee required to perform the task. The fee will be based on a full cost recovery basis per hour or portion thereof.	Occurrence	Rent
Commercial Use Permit - Filming of commercial motion pictures, commercial still photography or other uses requiring airside or landside escort (Airport Vehicle)	The Airport Director, as designee of the City Manager, is hereby authorized to issue Commercial Use Permits to any person or entity for use of designated portions of the Airport in connection with the temporary use of Airport property. For purposes of security and escort, the Airport Director shall determine the number of vehicles required.	Fee will be based on a full cost recovery basis per day or portion thereof. The Airport Manager shall determine the number of vehicles required.	Occurrence	Rent
Commercial Use Permit - Filming of commercial motion pictures, commercial still photography or other uses requiring airside or landside escort - Airside (cast/crew of 25 or less)	The Airport Director, as designee of the City Manager, is hereby authorized to issue Commercial Use Permits to any person or entity for use of designated portions of the Airport in connection with the temporary use of Airport property. This fee applies to activities requiring escort on the airside of the Airport and having a cast or crew of 25 or less. Activity in the Concourse is subject to an additional \$300 per hour surcharge.	\$400 (additional \$300 per hour for Concourse Area)	per hour, or portion thereof (additional \$300 per hour for Concourse Area)	Fee

MASTER FEES AND CHARGES SCHEDULE

DEPARTMENT: LONG BEACH AIRPORT				
Fee Name	Description	Fee	Per	Type
COMMERCIAL USE PERMITS				
Commercial Use Permit - Filming of commercial motion pictures, commercial still photography or other uses requiring airside or landside escort - Airside (cast/crew of 26 to 50)	The Airport Director, as designee of the City Manager, is hereby authorized to issue Commercial Use Permits to any person or entity for use of designated portions of the Airport in connection with the temporary use of Airport property. This fee applies to activities requiring escort on the airside of the Airport and having a cast or crew of 26 to 50. Activity in the Concourse is subject to an additional \$300 per hour surcharge.	\$600 (additional \$300 per hour for Concourse Area)	per hour, or portion thereof (additional \$300 per hour for Concourse Area)	Fee
Commercial Use Permit - Filming of commercial motion pictures, commercial still photography or other uses requiring airside or landside escort - Airside (cast/crew of more than 50)	The Airport Director, as designee of the City Manager, is hereby authorized to issue Commercial Use Permits to any person or entity for use of designated portions of the Airport in connection with the temporary use of Airport property. This fee applies to activities requiring escort on the airside of the Airport and having a cast or crew of more than 50. Activity in the Concourse is subject to an additional \$300 per hour surcharge.	\$850 (additional \$300 per hour for Concourse Area)	per hour, or portion thereof (additional \$300 per hour for Concourse Area)	Fee
Commercial Use Permit - Filming of commercial motion pictures, commercial still photography or other uses requiring airside or landside escort - Landside (cast/crew of 25 or less)	The Airport Director, as designee of the City Manager, is hereby authorized to issue Commercial Use Permits to any person or entity for use of designated portions of the Airport in connection with the temporary use of Airport property. This fee applies to activities requiring escort on the landside of the Airport and having a cast or crew of 25 or less.	\$300	per hour, or portion thereof	Fee
Commercial Use Permit - Filming of commercial motion pictures, commercial still photography or other uses requiring airside or landside escort - Landside (cast/crew of 26 to 50)	The Airport Director, as designee of the City Manager, is hereby authorized to issue Commercial Use Permits to any person or entity for use of designated portions of the Airport in connection with the temporary use of Airport property. This fee applies to activities requiring escort on the landside of the Airport and having a cast or crew of 26 to 50.	\$450	per hour, or portion thereof	Fee
Commercial Use Permit - Filming of commercial motion pictures, commercial still photography or other uses requiring airside or landside escort - Landside (cast/crew of more than 50)	The Airport Director, as designee of the City Manager, is hereby authorized to issue Commercial Use Permits to any person or entity for use of designated portions of the Airport in connection with the temporary use of Airport property. This fee applies to activities requiring escort on the landside of the Airport and having a cast or crew of more than 50.	\$600	per hour, or portion thereof	Fee

MASTER FEES AND CHARGES SCHEDULE

DEPARTMENT: LONG BEACH AIRPORT				
Fee Name	Description	Fee	Per	Type
COMMERCIAL USE PERMITS				
Commercial Use Permit - Mobile food catering vehicles (which offer services to the public)	The Airport Director, as designee of the City Manager, is hereby authorized to issue Commercial Use Permits to any person or entity for use of designated portions of the Airport in connection with the temporary use of Airport property.	\$250	Per vehicle, per month	Rent
Commercial Use Permit - Mobile aircraft detailing or other aircraft services provided by vehicles (which offer services to the public)	The Airport Director, as designee of the City Manager, is hereby authorized to issue Commercial Use Permits to any person or entity for use of designated portions of the Airport in connection with the temporary use of Airport property.	\$100	Per vehicle, per month	Rent
Reservation-Based Ground Transportation Permit	Annual fee for a ground transportation company to operate and pick-up at the Long Beach Airport. Applies to all reservation-based limousines, sedans, vans, shuttles, bus services and other charter-party carrier (TCP) vehicles.	Based on Fleet Size: 5 vehicles or fewer - \$100 6 to 10 vehicles - \$150 more than 10 vehicles - \$200	per permit per year (prorated on monthly basis)	Rent
Non-Reservation based Ground Transportation Permit	Annual fee for a ground transportation company to operate and pick-up at the Long Beach Airport. Applies to all "Free-call" (non-reservation) shuttle based pick-ups.	\$1,200	Each	Rent
Commercial Use Permit - Fuel Dispensing	No person shall deliver aviation fuel or lubricants to, or dispense such aviation fuel or lubricants from, at or upon the airport without first securing a written permit. This section shall not be applicable to the delivery or dispensing of aviation fuel or lubricants on property leased to any person by the city if the lease authorizes the lessee to deliver or dispense aviation fuel or lubricants on the leased premises.	\$100	Permit	Rent
Commercial Use Permit - Commercial Carrier operations	The Airport Director, as designee of the City Manager, is hereby authorized to issue Commercial Use Permits to any person or entity for use of designated portions of the Airport in connection with the temporary use of Airport property. For such purposes as Commercial Carrier Operations which access the terminal, terminal ramp areas or terminal gate areas, inclusive of scheduled flights, unscheduled flights, charter flights or unused slot flights, a Commercial Use Permit is required.	Various	Ongoing	Rent

MASTER FEES AND CHARGES SCHEDULE

DEPARTMENT: LONG BEACH AIRPORT				
Fee Name	Description	Fee	Per	Type
COMMERCIAL USE PERMITS				
Commercial Use Permit - Airship/Blimp operations	The Airport Director, as designee of the City Manager, is hereby authorized to issue Commercial Use Permits to any person or entity for use of designated portions of the Airport in connection with the temporary use of Airport property. The Airship/Blimp mooring sites are available for those with approved permits on a non-exclusive, first come-first served basis. A security deposit, as stated in the Commercial Use Permit, may be required.	\$100	Per day, or portion thereof.	Rent
FUEL FLOWAGE FEES				
Fuel Flowage Fees - Fuel Supplier	Fuel flowage fees shall be paid to the City by the supplier of fuel to facilities at the Long Beach Airport for every gallon of fuel and lubricant, accepted for delivery into those facilities and used for any purpose whether on or off the airfield. Upon submittal of substantiating documentation, the fuel flowage fees may be waived only for the following activities - (1) Commercial aviation, where commercial aviation activity is defined as the carrying of persons or cargo for hire, compensation or reward and if such activity results in the payment of landing fees for that activity, and (2) Any aircraft operated by or for public agencies which is engaged in documented official government business.	\$0.06	per gallon of fuel	Fee
SECURITY ACCESS CONTROL				
Lost or Stolen Access Control Media - First Time Replacement Fee	The Long Beach Airport is required under the Transportation Security Administration (TSA) to maintain accountability of a specific percentage of all access control medias issued. When accountability percentage drops below the required minimum, a rebadging of the entire Airport is required. Lost or stolen access control media lowers the accountability percentage of access control media. Access control media holders or their responsible parties are charged this fee if access control media is deemed lost or stolen as revealed by notification or audit. This fee includes replacement of the lost or stolen access control media and a penalty that is refundable if the lost or stolen access control media is returned within 30 days from the date a replacement was issued.	\$150	First occurrence	Penalty

MASTER FEES AND CHARGES SCHEDULE

DEPARTMENT: LONG BEACH AIRPORT				
Fee Name	Description	Fee	Per	Type
SECURITY ACCESS CONTROL				
Lost or Stolen Access Control Media - Second Time Replacement Fee	The Long Beach Airport is required under the Transportation Security Administration (TSA) to maintain accountability of a specific percentage of all access control medias issued. When accountability percentage drops below the required minimum, a rebadging of the entire Airport is required. Lost or stolen access control media lowers the accountability percentage of access control media. Access control media holders or their responsible parties are charged this fee if access control media is deemed lost or stolen as revealed by notification or audit. This fee includes replacement of the lost or stolen access control media and a penalty that is refundable if the lost or stolen access control media is returned within 30 days from the date a replacement was issued.	\$200	Second occurrence	Penalty
Lost or Stolen Access Control Media - Third Time Replacement Fee	The Long Beach Airport is required under the Transportation Security Administration (TSA) to maintain accountability of a specific percentage of all access control medias issued. When accountability percentage drops below the required minimum, a rebadging of the entire Airport is required. Lost or stolen access control media lowers the accountability percentage of access control media. Access control media holders or their responsible parties are charged this fee if access control media is deemed lost or stolen as revealed by notification or audit. This fee includes replacement of the lost or stolen access control media and a penalty that is refundable if the lost or stolen access control media is returned within 30 days from the date a replacement was issued.	\$250	Third occurrence	Penalty
Access Control Media Fee Exemption - SIDA, Sterile Area, or AOA	Access control media is provided for free to TSA, FAA, City of Long Beach employees, contractors working on behalf of the Airport, Law Enforcement (all agencies), Fire Safety personnel, and other personnel mandated by federal regulations.	Free	occurrence	Fee
OTHER MISCELLANEOUS FEES				

MASTER FEES AND CHARGES SCHEDULE

DEPARTMENT: LONG BEACH AIRPORT				
Fee Name	Description	Fee	Per	Type
OTHER MISCELLANEOUS FEES				
Airfield Construction Permit Fee	A permit for engineering and inspection services rendered in connection with any design, construction, repair, improvement, materials testing and other miscellaneous activities on airfield property must be obtained prior to commencement of any project. The fee for said services shall be determined on a time and overhead basis and must be paid at the time permit is issued.	Various	Occurrence	Fee
Airport Promotional Events	The City Manager or the Airport Director shall be authorized to exempt an aircraft, airport user and/or special event from any of the rates and fees specified herein when such aircraft or event has come to the Airport to participate in a non-profit event co-sponsored by the City/Airport to participate in an airport promotional event.			Rent
Application fee - Ground transportation	Application fee for processing of Ground transportation license agreements.	\$120	Occurrence	Fee
Transportation Network Company Drop-off Fee	Fee for each drop-off of passengers on the Long Beach Airport premises.	\$3.00	per Drop-off	Fee
Transportation Network Company Pick-up Fee	Fee for each pick-up of passengers on the Long Beach Airport premises.	\$3.00	per pick-up	Fee
Taxicab Per-Trip Fee	Fee for each pick-up and/or drop-off of passenger(s) on the Long Beach Airport premises by permitted Taxicab driver.	\$2.00	per pick-up and/or per drop-off	Fee
Reservation-Based Charter-Party Carrier (TCP) Per-Trip Fee	Fee for each pick-up and/or drop-off of passenger(s) on the Long Beach Airport premises by permitted Reservation-based Charter-Party Carrier (TCP) vehicles, including shuttles, limousines, vans, buses, luxury SUV and other charter vehicles.	Based of Vehicle Size: 5 seats or fewer - \$1.00 6 to 14 seats - \$1.50 15 seats or more - \$5.00	per pick-up and/or per drop-off	Fee
Non-Reservation Shared-ride Van Per-Trip Fee	Fee for each pick-up and/or drop-off of passenger(s) on the Long Beach Airport premises by permitted non-reservation based ground transportation vehicles.	\$6.00	per pick-up and/or per drop-off	Fee
Courtesy Vehicle Per Trip Fee	Fee for each pick-up and/or drop-off of passenger(s) on the Long Beach Airport premises by permitted Courtesy Vehicle that shuttle passengers to surrounding hotels or off-site rental car companies.	\$1.50	per pick-up and/or per drop-off	Fee

MASTER FEES AND CHARGES SCHEDULE

DEPARTMENT: LONG BEACH AIRPORT				
Fee Name	Description	Fee	Per	Type
OTHER MISCELLANEOUS FEES				
Banner Tow Operations	The Airport Director, as designee of the City Manager, is hereby authorized to issue Commercial Use Permits to any person or entity for use of designated portions of the Airport in connection with the temporary use of Airport property.	\$600	Per fiscal year (October through September)	Rent
Commencement bond - Air Carrier (Conditional Flight Slot)	Each Air Carrier or Commuter Carrier, as defined by Long Beach Municipal Code Chapter 16.43, shall post a bond, or other adequate security, as approved as to sufficiency by the City Manager, or designee, and as to form by the City Attorney, for each Flight Slot or for reservation of Flight Slots. These bonds are intended to secure Air Carriers' and Commuter Carriers' performance as required by the Flight Allocation Resolution of the City of Long Beach and to assure continuation of Operations of each Final Flight Slot for at least six months. Such security is in addition to bonds to indemnify the City against a failure on the part of a Carrier to perform all obligations of the Carrier to the City under their permit to operate.	\$5,000	Occurrence	Rent
Commencement bond - Air Carrier (Final Flight Slot)	Each Air Carrier or Commuter Carrier, as defined by Long Beach Municipal Code Chapter 16.43, shall post a bond, or other adequate security, as approved as to sufficiency by the City Manager, or designee, and as to form by the City Attorney, for each Flight Slot or for reservation of Flight Slots. These bonds are intended to secure Air Carriers' and Commuter Carriers' performance as required by the Flight Allocation Resolution of the City of Long Beach and to assure continuation of Operations of each Final Flight Slot for at least six months. Such security is in addition to bonds to indemnify the City against a failure on the part of a Carrier to perform all obligations of the Carrier to the City under their permit to operate.	\$10,000	Occurrence	Rent

MASTER FEES AND CHARGES SCHEDULE

DEPARTMENT: LONG BEACH AIRPORT				
Fee Name	Description	Fee	Per	Type
OTHER MISCELLANEOUS FEES				
Commencement bond - Commuter Carrier (Final Flight Slot)	Each Air Carrier or Commuter Carrier, as defined by Long Beach Municipal Code Chapter 16.43, shall post a bond, or other adequate security, as approved as to sufficiency by the City Manager, or designee, and as to form by the City Attorney, for each Flight Slot or for reservation of Flight Slots. These bonds are intended to secure Air Carriers' and Commuter Carriers' performance as required by the Flight Allocation Resolution of the City of Long Beach and to assure continuation of Operations of each Final Flight Slot for at least six months. Such security is in addition to bonds to indemnify the City against a failure on the part of a Carrier to perform all obligations of the Carrier to the City under their permit to operate.	Amount equal to three times the projected monthly fees.	Occurrence	Rent
Contract Processing Fee	Fees for attorney's services rendered in connection with document preparation, review, negotiations, meetings, correspondence and other miscellaneous activities may be charged and shall be determined by the Airport Director on a time and overhead basis, unless otherwise specified by City Council.	Various	Occurrence	Fee
Contracted Airport Services	Fees for other services which may lawfully be contracted from the Airport Department shall be determined by the Airport Director on a time, equipment and materials used basis, unless otherwise specified by City Council-approve contract.	Various	Occurrence	Fee
Governmental Entities on Documented Government Business	The City Manager or the Airport Director shall be authorized to exempt an aircraft, airport user and/or special event from any of the rates and fees specified herein when such aircraft or event is a governmental entity on documented official government business.			Fee
Customer Facility Charge	The Customer Facility Charge (CFC) is a use fee paid by airport customers for the use of some non-aeronautical service at the airport. At LGB this charge will be imposed for car rental agency services. The charges will be collected by the agencies from their customers and remitted to the airport. The funds will be held until a sufficient amount is collected to fund the construction of a ready/return car rental facility.	\$10	Per contract	Fee

MASTER FEES AND CHARGES SCHEDULE

DEPARTMENT: LONG BEACH AIRPORT				
Fee Name	Description	Fee	Per	Type
OTHER MISCELLANEOUS FEES				
Passenger Facility Charge	A Passenger Facility Charge (PFC) shall be assessed, collected, remitted and accounted for in accordance with the provisions of Title 14, Part 158 of the Code of Federal Regulations, or any successor regulation thereto.	\$4.50	Enplaned passenger	Fee
Reservation bond	Each Air Carrier or Commuter Carrier, as defined by Long Beach Municipal Code Chapter 16.43, shall post a bond, or other adequate security, as approved as to sufficiency by the City Manager, or designee, and as to form by the City Attorney, for each Flight Slot or for reservation of Flight Slots. These bonds are intended to secure Air Carriers' and Commuter Carriers' performance as required by the Flight Allocation Resolution of the City of Long Beach. Such security is in addition to bonds to indemnify the City against a failure on the part of a Carrier to perform all obligations of the Carrier to the City under their permit to operate.	Amount equal to three times the projected monthly fees.	Occurrence	Rent

MASTER FEES AND CHARGES SCHEDULE

DEPARTMENT: LONG BEACH ENERGY RESOURCES				
Fee Name	Description	Fee	Per	Type
CUSTOMER SERVICE FEE SCHEDULE				
Service Establishment	Fee required to establish a new gas service agreement. Note: Seniors and disabled persons who qualify for a reduced gas bill under Municipal Code 15.36.120 shall receive a \$20.00 credit towards the Service Establishment Fee.	\$35	Per new gas service	Fee
Missed Appointment	A fee charged to customers who fail to appear for the appointment scheduled for services such as turn on and pilot lighting.	\$17	Appointment	Fee
Earthquake Valve – Reset	Reset earthquake valve and restore gas service.	\$79	Per reset	Fee
Demand Test	Processing and testing of a gas meter at the request of the customer.	\$52	Per test	Fee
Re-Connection	Applicable to gas service terminated for non-payment (must be paid prior to restoration of service)	\$70 for single family dwelling unit, or a single non-residential unit, or first dwelling unit of a multi-unit dwelling / \$20 for each additional unit	Per unit	Fee
Post Property - Notice of Tenant's Rights - 10 and 15-day Notifications	Posting of the Notice of Tenant's Rights for 10 and 15-day notice of termination of gas and water applicable to each service.	\$35 for 1-10 units, \$70 for 11-19 units, \$105 for 20 or more units	Per service	Fee
Unauthorized Removal/Damage Lock/Flathead	Repair or replacement of a meter lock or flathead which was damaged or removed by the customer.	Flathead Damage - \$120 per meter Unauthorized Lock Removal - \$30 per meter	Per incident.	Fee
Meter Tampering Reset	Reset a gas meter that was earlier removed for customer tampering. Must be paid with the re-connection fee prior to restoration of service.	Reset within one year - \$150 per meter Reset more than one year - \$355 per meter	Per meter	Fee
Technical Support	Rate 7 or 9 (Transport Customer) request for LBGO software support technician assistance beyond the initial software installation/training appointment.	\$103	Per each service unit	Fee

MASTER FEES AND CHARGES SCHEDULE

DEPARTMENT: LONG BEACH ENERGY RESOURCES				
Fee Name	Description	Fee	Per	Type
Priority Order	Optional service available to customers requiring priority service who choose not to schedule the next available appointment date and time window. This fee will be charged to the customer's account for each scheduled appointment.	\$50 in addition to any applicable reconnection and/or past due fees.	Per each scheduled appointment	Fee
Premium Appointment	Optional service available to customers requiring a particular one (1) hour appointment window on the next available appointment date rather than the customary four (4) or five (5) hour appointment windows. This fee will be charged to the customer's account for each scheduled appointment.	\$50	Per each scheduled appointment	Fee
Stand-By Service for Alternative Fuel Charge Per Month	LBGO to provide natural gas service to be used as a backup for another energy-fuel source.	\$52	Monthly, per account	Fee
Returned Check Charge	See Financial Management Fee Resolution - Citywide Charges	\$35	Per Returned Check	Fee
METER INSTALLATION AND REPAIR				
Meter Installation - First Meter	Installation of the first meter on a multiple meter set for residential and small commercial accounts.	\$150 per first meter.	Per first meter	Fee
Meter Installation - Additional Meter	Installation of additional meters on a multiple meter set for residential and small commercial accounts.	\$90 per additional meter.	Per additional meter.	Fee
Service Line Meter Install Up To 1.5 MBTU	Installation of a meter set on an individual service line up to 1.5 MBTU.	\$150 per meter set (up to 1.5 MBtu)	Per meter set.	Fee
Service Line Meter Install Larger Than 1.5 MBTU	Installation of a meter set on an individual service line over 1.5 MBTU.	Charge the fully allocated hourly rates for all personnel involved plus any outside costs or parts and supplies.	Per job.	Fee
Meter Set Assembly Repair/Maintenance	Necessary repairs or maintenance of the meter set assembly resulting from third party actions.	Charge the fully allocated hourly rates for all personnel involved plus any outside costs or parts and supplies.	Per job.	Fee

MASTER FEES AND CHARGES SCHEDULE

DEPARTMENT: LONG BEACH ENERGY RESOURCES				
Fee Name	Description	Fee	Per	Type
Regular Hours Meter Setting, Telemetry and Regulator Work	Charged when customer requests specialty pipeline or meter setting work, other than pipeline construction work (7:00 AM to 4:30 PM weekdays, not including City holidays).	\$300 (minimum)	\$150 per hour, mobilization and other charges may apply.	Fee
After Hours Meter Setting, Telemetry and Regulator Work	Charged when customer requests after hours meter setting work (4:30 PM to 7:00 AM weekdays, weekends or City holidays).	\$495 (minimum)	\$165 per hour, mobilization and other charges may apply.	Fee
Meter Upgrade/Relocation	Customer requested meter upgrade to accommodate increased gas usage or meter relocation for meter reading purposes or customer convenience.	\$150 per meter.	Per meter.	Fee
PIPELINE CONSTRUCTION				
MAIN PIPELINES				
Main Construction – 2”	Construction of new 2 inch main pipelines.	\$10,905 base fee (up to 100 ft, includes mobilization). Additional pipe over 100 ft will be \$86/ft. Paving & other charges may apply. Charge actual costs if work is performed by an outside third party.	Per job.	Fee
Main Construction - PE 4-6"	Construction of new 4-6 inch PE main pipelines.	\$12,300 base fee (up to 100 ft, includes mobilization). Additional pipe over 100 ft will be \$102/ft. Paving & other charges may apply. Charge actual costs if work is performed by an outside third party.	Per job.	Fee

MASTER FEES AND CHARGES SCHEDULE

DEPARTMENT: LONG BEACH ENERGY RESOURCES				
Fee Name	Description	Fee	Per	Type
MAIN PIPELINES				
Main Pipeline Construction – 6" Diameter	Charged for construction or alteration of new or existing PE pipelines of 6" diameter.	\$9,715 base fee (up to 60 ft, includes mobilization). Additional pipe over 60 ft will be \$122/ft. Paving & other charges may apply. Charge actual costs if work is performed by an outside third party.	Per job.	Fee
Main Construction - Over 6"	Construction of new main pipelines over 6 inches.	Charge the fully allocated hourly rates for all personnel involved plus any outside costs and parts/supplies	Hourly rates plus other costs.	Fee
Main Pipeline Repair	Repair of main pipelines damaged by a third party in the public right-of-way.	Charge the fully allocated hourly rates for all personnel involved plus any outside costs and parts/supplies.	Hourly rates plus other costs.	Fee
SERVICE PIPELINES				
Definition: Pipeline(s) from the customer meter location to the LBGO main pipeline.				
Service Installation Up To 1 1/4"	Construction of new service pipelines up to 1 1/4 inch.	\$2,100 base fee (includes mobilization costs). \$21 per foot from property line. Paving and other charges may apply.	Per job.	Fee

MASTER FEES AND CHARGES SCHEDULE

DEPARTMENT: LONG BEACH ENERGY RESOURCES				
Fee Name	Description	Fee	Per	Type
SERVICE PIPELINES				
Service Installation - PE 2"	Construction of new service 2 inch PE pipelines.	\$2,445 base fee + \$21 per foot from ROW line; Base fee includes mobilization costs; Paving and other charges may apply	Per job.	Fee
Service Installation - Steel 2"	Construction of new service 2 inch steel pipelines.	\$3,045 base fee (Base fee includes mobilization costs). Plus \$42/ft from ROW line. Paving and other charges may apply.	Per job.	Fee
Service Alteration Up To 1 1/4"	Alteration of existing service pipelines up to 1 1/4 inch.	PE - \$1,000 base fee plus \$20/ft from property line. Steel - \$1,500 base fee plus \$100/ft from property line. Base fee includes mobilization costs. Paving and other charges may apply.	Per job.	Fee
Service Alteration - PE 2"	Alteration of existing service 2 inch PE pipelines.	\$1,500 base fee plus \$42/ft from ROW line. Base fee includes mobilization costs. Paving and other charges may apply.	Per job.	Fee

MASTER FEES AND CHARGES SCHEDULE

DEPARTMENT: LONG BEACH ENERGY RESOURCES				
Fee Name	Description	Fee	Per	Type
SERVICE PIPELINES				
Service Alteration - Steel 2"	Alteration of existing service 2 inch steel pipelines.	\$2,000 base fee plus \$100/ft from property line. Base fee includes mobilization costs. Paving and other charges may apply.	Per job.	Fee
Service Pipeline Disconnect at Gas Main	Charged for disconnection of an existing pipeline at gas main or in public right of way.	PE up to 1-1/4" - \$1,000. PE 2" or greater - \$1,500. Steel up to 1-1/4" - \$1,500. Steel 2" or greater - \$2,000. Paving and other charges may apply.	Per job.	Fee
Service Pipeline Repair - Private Property	Charged for repair of service pipeline damaged by a third party on private property or the public right-of-way.	Charge the fully allocated hourly rates for all personnel involved or \$1,080 minimum. Plus any outside costs and parts/supplies.	Per job.	Fee
Service Pipeline Repair Public Right of Way	Charged for repair of service pipeline damaged by a third party in the public right of way.	\$1,373 (minimum)	\$343 per hour; paving repair and other charges may apply.	Fee
PIPELINE - PRESSURE CONTROL				
Definition: LBGO main distribution pipeline(s) located in street, easement, or public right of way.				

MASTER FEES AND CHARGES SCHEDULE

DEPARTMENT: LONG BEACH ENERGY RESOURCES				
Fee Name	Description	Fee	Per	Type
PIPELINE - PRESSURE CONTROL				
PC Fitting Line Stopper to 4" Half	Installation, testing, tapping and stopping of 2 through 4 inch low pressure line stopper (Half PC)	New - \$765 per fitting. Reuse - \$480 per fitting. Plus actual cost of fitting and supplies. Mobilization and other charges may apply.	Per fitting.	Fee
PC Fitting Line Stopper to 4" Full	Installation, testing, tapping and stopping of 2 through 4 inch full encirclement line stopper (Full PC)	New - \$2,110 per fitting. Reuse - \$955 per fitting. Plus actual cost of fitting and supplies. Mobilization and other charges may apply.	Per fitting.	Fee
PC Fitting Line Stopper 6"-8" Full	Installation, testing, tapping and stopping of 6 through 8 inch full encirclement line stopper (Full PC)	New - \$2,110 per fitting. Reuse - \$955 per fitting. Plus actual cost of fitting and supplies. Mobilization and other charges may apply.	Per fitting.	Fee
PC Fitting Line Stopper 10"-12" Full	Installation, testing, tapping and stopping of 10 through 12 inch full encirclement line stopper (Full PC)	New - \$3,165 per fitting. Reuse - \$1,435 per fitting. Plus actual cost of fitting and supplies. Mobilization and other charges may apply.	Per fitting.	Fee

MASTER FEES AND CHARGES SCHEDULE

DEPARTMENT: LONG BEACH ENERGY RESOURCES				
Fee Name	Description	Fee	Per	Type
PIPELINE - PRESSURE CONTROL				
PC Fitting Branch Connect 2"	Installation, testing and tapping of a 2 inch branch connection service tee.	\$265 per fitting. Plus actual cost of fitting and supplies. Mobilization and other charges may apply.	Per fitting.	Fee
PC Fitting Branch Connect 3"-4"	Installation, testing and tapping of a 3-4 inch branch connection service tee.	\$525 per fitting. Plus actual cost of fitting and supplies. Mobilization and other charges may apply.	Per fitting.	Fee
PC Fitting Branch Connect 6"-8"	Installation, testing and tapping of a 6-8 inch branch connection service tee.	\$790 per fitting. Plus actual cost of fitting and supplies. Mobilization and other charges may apply.	Per fitting.	Fee
PC Fitting Line Stopper Over 12"	Installation, testing, tapping and stopping of over 12 inch full encirclement line stopper (Full PC)	Charge the fully allocated hourly rates for all personnel involved plus any outside costs and parts/supplies. Mobilization and other charges may apply.	Actual cost.	Fee
OTHER FEES				
Miscellaneous fees associated with gas service, meter or main installation.				

MASTER FEES AND CHARGES SCHEDULE

DEPARTMENT: LONG BEACH ENERGY RESOURCES				
Fee Name	Description	Fee	Per	Type
OTHER FEES				
Regular Hours Construction Crew Work	Construction work other than pipeline installation work during regular working hours.	Charge the fully allocated hourly rates for all personnel involved (3 hour minimum) plus any outside costs with parts/supplies.	See fee detail.	Fee
After Hours/Emergency Hours Construction Crew Work	Construction work other than pipeline installation work after regular working hours.	Charge 120% of the fully allocated hourly rates for all personnel involved (3 hour minimum). Plus any outside costs with parts/supplies.	See fee detail.	Fee
After Hours Meter Setting Work	Charged when customer requests after hours meter setting work (4:30 PM to 7:00 AM weekdays, weekends or City holidays).	\$344 (minimum)	\$172 per hour; \$344 minimum; mobilization and other charges may apply.	Fee
Concrete or Asphalt Repair	Permanent repair of concrete or asphalt due to customer requested gas pipeline work.	\$500 minimum or \$32 per square foot. Other charges may apply.	See fee detail.	Fee
Additional Work Crew Mobilization	Additional mobilizations of work crews to project sites when required due to customer request.	\$2,100 per mobilization plus other charges may apply.	Per mobilization plus other charges.	Fee
Bollard Installation	Installation of a bollard when required to protect a meter from damage.	\$410 for first bollard plus \$100 for each additional bollard.	See fee detail.	Fee
New Construction Meter Room	Review of a required meter room due to the needs of a proposed development.	\$26,210	Per Development	Fee
ENGINEERING & INSPECTION SUPPORT				

MASTER FEES AND CHARGES SCHEDULE

DEPARTMENT: LONG BEACH ENERGY RESOURCES				
Fee Name	Description	Fee	Per	Type
ER Engineering Project Administration	Administration of various Engineering projects.	\$400	Per work order	Fee
Engineering Technical Review	Technical Engineering review of plans and/or drawings and project management.	\$193	Per hour	Fee
Engineering Support Review	Preparation, review and/or approval of project drawings or other support services.	\$130	Per hour	Fee
Gas Pipeline/Meter Set Inspection	Inspection or re-inspection of a new gas pipeline or meter setting project.	\$178	Per hour	Fee
Prepare/Process Agreements	Preparation and processing of agreements and other documentation.	\$1,065	Per Agreement (2 hours of City Attorney included)	Fee
Right of Way Review	Plan review of right of way sketches.	\$240	Per Plan	Fee
Plan Check Review Fee	Review of plans for conflicts with gas mains, service lines, or meter locations.	\$620	Per Plan (up to two)	Fee
Energy Resource Technical Advisory Committee (TAC) Review	Energy Resources staff review of a proposed development as part of the inter-departmental Technical Advisory Committee.	\$265	Per Application	Fee
WILL SERVE LETTER	Review of request for the City's ability to provide gas to a new development.	\$205	Per Request	Fee
Existing Gas Service/Feed Analysis	Review of changes to existing gas service due to higher pressure demand or ownership change.	\$390	Per Request	Fee
New Gas Service/Feed Analysis	Review of gas service to a new development with a total connected load up to 4,000 CFH.	\$595	Per Request	Fee
Complex Gas Service/Feed Analysis	Review of a complex gas service to a new development.	\$1,370 per request	Per Request	Fee
Damaged/Lost Equipment Replacement Fee	Charge to replace Energy Resources equipment damaged or lost due to use at events. Plus \$25 Administrative fee.	Cost to replace plus \$25 administrative fee	Each	Fee
PERSONNEL QUALIFICATION TESTING				
Contractor Qualification Test - Steel Electric ARC	Performing contractor quality assurance qualification testing for Electric ARC steel pipe joining.	\$3,885	Per Test	Fee
Contractor Qualification Testing-Steel Pipe Joining - Oxyacetylene	Performing contractor quality assurance qualification testing for Oxyacetylene steel pipe joining.	\$2,350	Per test	Fee

MASTER FEES AND CHARGES SCHEDULE

DEPARTMENT: LONG BEACH ENERGY RESOURCES

Fee Name	Description	Fee	Per	Type
Contractor Qualification Testing - PE Fuse up to 2"	Performing contractor quality assurance qualification testing for Heat Fusion plastic pipe joining up to 2" PE pipe.	\$4,665/class (up to 4 people per class). \$1,165 per re-test.	Per Class/Re-test	Fee
Contractor Qualification Testing - Plastic Pipe Fuse 4" & 6"	Performing contractor quality assurance qualification testing for Heat Fusion plastic pipe joining for 4"-6" PE pipe.	\$4,665/class (up to 4 people per class) \$1,165 per re-test.	Per Class/Re-test	Fee
Contractor Qualification Testing - Covered Tasks	Performing contractor quality assurance qualification testing for personnel to perform assigned covered tasks.	Charge the fully allocated hourly rates for all personnel involved plus any outside costs and parts/supplies	Hourly rates plus other costs	Fee

SERRF

SERRF Private Hauler Tip Fee	The maximum per ton disposal fee for refuse delivered to SERRF by private and public refuse haulers other than the City of Long Beach.	00.00 to 120.00	per ton	Fee
------------------------------	--	-----------------	---------	-----

UTILITY SERVICES FEES

Meter Read by Customer Request	A fee charged to customers who request a meter read on an estimated meter read or an actual read for which the read has been determined to be accurate by the Review Manager.	\$25	Per meter, per request	Fee
Smart Gas Meter Opt Out - Initial Fee	Owner-occupied, single family dwelling where the customer chooses to opt out of having a wireless communicating gas meter, known as the Smart Meter, installed at their home. The customer will receive service using an analog meter, requiring a manual meter read, and will not have access to the web portal, or any other service the Smart Meter will provide.	\$75	Per meter	Fee
Smart Gas Meter Opt Out Monthly Fee	Processing the monthly bill associated with the costs to manually read the customer's meter and/or manually bill each month. This includes non-obtained meter reads that result in estimated billing.	\$25 per month per meter.	Per meter	Fee
Meter Access Investigation	A fee charged to customers when a meter access investigation report is compiled. The fee is charged to customers who do not make permanent arrangements to allow access to meters to determine consumption.	\$38	Per meter	Fee

MASTER FEES AND CHARGES SCHEDULE

DEPARTMENT: LONG BEACH ENERGY RESOURCES				
Fee Name	Description	Fee	Per	Type
Illegal Gas/Water Billing	Administrative Costs for investigation, analysis, and billing for illegal hookups for gas and water service.	\$138 per hour or any portion thereof.	Per hour - See fee.	Fee
Meter Set Assembly (MSA) Tamper	Damage to meter or meter set assembly parts as a result of an illegal hookup. Removal/disconnection of such hookup and/or unauthorized consumption.	\$250 in addition to any applicable reconnection and/or past due fees.	per occurrence	Penalty
Record Research	A fee charged for any account where utility account history information is requested that is not contained in the on-line billing system or requests for aggregated consumption for State mandates.	\$43	Per hour	Fee
Duplicate Bill Images	A fee charged for any account when duplicate bills are requested beyond current and previous month's bill. To be mailed out by USPS, by fax, or email PDF copies where utility bills are available in PDF format in the on-line billing portal system for customer to access.	\$25	3-10 monthly bills and for each year requested thereafter	Fee
Account History	Processing a request for historical utility bill information contained in the Utility Billing system.	Single account - \$15 per request for first year. Plus \$7 each additional year. Multiple account - \$40 per request for first year. Plus \$20 each additional year.	Per request - See Fee.	Fee
Late Payment Charge	A monthly utility bill is subject to a late penalty if the customer's monthly payment is not received by the City and applied to the account on or before the date specified on the bill as the date the late charge shall apply.	4.5% or \$4.50 minimum	Of the total amount owed in no event shall the charge be less than \$4.50	Penalty

MASTER FEES AND CHARGES SCHEDULE

**Excludes changes to Modified Summer Camp Programming Fee per child/week rates (\$50-\$149 before and after care; \$30 -\$114 base hours) for General Parks and Recreation and Tidelands Fees, and administrative change to remove park names from Day Camps –Parks. Specific headers listed in those sections.*

DEPARTMENT: PARKS, RECREATION, & MARINE				
Fee Name	Description	Fee	Per	Type
GENERAL PARK AND RECREATION FEES				
THE FOLLOWING GENERAL PARKS AND RECREATION FEES ARE PROVIDED FOR INFORMATION ONLY. THESE FEES ARE APPROVED BY THE PARKS AND RECREATION COMMISSION AS PART OF THEIR CHARTER APPOINTED RESPONSIBILITIES. THE PARKS AND RECREATION COMMISSION MAY CHANGE FEES AT ANY COMMISSION MEETING. PLEASE GO TO WWW.LONGBEACH.GOV/PARK FOR UPDATED FEE INFORMATION				
ADAPTIVE RECREATION				
Adaptive Program Fee	Adaptive Program ARISE	\$3.25 - \$11.50	Hour	Fee
Per Hour Class Fee	Adaptive per hour fee for Arise Classes	\$1	Hour	Fee
ADULT SPORTS LEAGUES				
Late Fee	Penalties will accrue per month and be added to the total balance owed to offset costs associated with the ongoing payment collections process up to a maximum of one hundred percent (100%) of the amount payable on the due date.	10%	total fees owed/month of non-payment	Penalty
Kickball Fee	Kickball Fee	\$325	Team	Fee
Senior Sports League	New leagues for participants ages 50+ years old. Sports to include basketball, volleyball, dodgeball, kickball, tennis, and lawn bowling.	\$50 - \$150	Team	Fee
BASEBALL FEES				
Baseball - Score Keeping Services Fees (10 weeks)	With Score Keeping Services Fees - 10 weeks	\$480	Team	Fee
Forfeit Fee - Baseball	Officiating fee for both teams	\$140	Game	Fee
BASKETBALL FEES				
Basketball League Fee (10 weeks)	Basketball League Fee (10 weeks)	\$300	Team	Fee
Basketball League Fee (8 weeks)	Basketball League Fee (8 weeks)	\$232	Team	Fee
Open Gym		\$4	Person	Fee
Forfeit Fee-Basketball	Officiating fee for both teams	\$54	Game	Fee
FLAG FOOTBALL FEES				
Flag Football League Fee (10 weeks)	Flag Football League Fee (10 weeks)	\$400	Team	Fee
SLOW PITCH SOFTBALL FEES				
Slow Pitch Softball League Fees (10 weeks-nights)	Slow Pitch Softball League Fees (10 weeks-nights)	\$450	Team	Fee
Slow Pitch Softball League Fees (8 weeks-nights)	Slow Pitch Softball League Fees (8 weeks-nights)	\$365	Team	Fee

MASTER FEES AND CHARGES SCHEDULE

DEPARTMENT: PARKS, RECREATION, & MARINE				
Fee Name	Description	Fee	Per	Type
ADULT SPORTS LEAGUES				
Slow Pitch Softball League Fees (10 weeks-weekends)	Slow Pitch Softball League Fees (10 weeks-weekends)	\$350	Team	Fee
Forfeit Fee - Softball	Officiating fee for both teams	\$30	Game	Fee
MEN'S FASTPITCH SOFTBALL FEES				
Men's Fastpitch Softball Fees (10 weeks-days)	Men's Fastpitch Softball Fees (10 weeks-days)	\$442	Team	Fee
Men's Fastpitch Softball Fees (per week)	Men's Fastpitch Softball Fees (per week)	\$45	Team	Fee
SENIOR SOFTBALL FEES				
Senior Softball League Fees	Senior Softball League Fees	\$265	Team	Fee
INDOOR VOLLEYBALL FEES				
Indoor Volleyball League Fees	Indoor Volleyball League Fees	\$340	Team	Fee
Forfeit Fee - Volleyball	Officiating fee for both teams	\$28	Game	Fee
Open Gym Fee		\$4	Person	Fee
TOURNAMENT FEES				
3-on-3 Basketball Fee		\$60	Team	Fee
5-on-5 Basketball Fee		\$120	Team	Fee
Softball Fee		\$280	Team	Fee
Volleyball Fee - 2 person		\$42	Team	Fee
Over the Line Fee		\$40	Team	Fee
Soccer Fee		\$280	Team	Fee
ATHLETIC FACILITIES - PERMITS AND RESERVATIONS				
Youth Participant Fee - Resident	Resident - effective 1/1/22 for groups scheduled spring seasons	\$15	Each	Fee
Youth Participant Fee - Non Resident	Non Resident - effective 1/1/22 for groups scheduled spring seasons	\$20	Each	Fee
Youth Sports Uniform Fee	Fee to cover cost of Youth Sports uniform	\$10-\$20	Child/Season	Fee
Teen Sports League	New Leagues for participants ages 13-17 years old. Sports to include basketball, volleyball, dodgeball, softball, kickball, tennis, and roller hockey.	\$50 - \$100	Team	Fee
MISCELLANEOUS LEAGUE & SPORTS FEES				

MASTER FEES AND CHARGES SCHEDULE

DEPARTMENT: PARKS, RECREATION, & MARINE				
Fee Name	Description	Fee	Per	Type
ATHLETIC FACILITIES - PERMITS AND RESERVATIONS				
Chittick Field Scoreboard Fee	Chittick Field Scoreboard Staff Fee	\$30	Hour	Fee
Youth League Concession Fee	Fee for selling concessions (food and snacks)	\$150 plus \$500 cleaning deposit	Year	Fee
Adult Light Use Fee	Adult Light Use	\$22	Hour	Fee
Late Fee	Penalties will accrue per month and be added to the total balance owed to offset costs associated with the ongoing payment collections process up to a maximum of one hundred percent (100%) of the amount payable on the due date.	10%	total fees owed/month of non-payment	Penalty
Youth Light Use Fee	Youth Light Use	\$10	Hour	Fee
Diamond Field Prep Fee - 1st Field	1st Field	\$67	Each	Fee
Diamond Field Prep Fee - 2nd Field	2nd Field	\$40	Each	Fee
Base Rental Fee		\$45	Each	Rent
Sports Field Cancellation - Less than 7 days of event	Processing the cancellation of a field reservation less than 7 days of event	\$40	Cancellation	Penalty
Sports Field Cancellation - 8 days or more from event	Processing the cancellation of a field reservation 8 days or more from event	Refund/Credit of field reservation costs, plus \$10 refunding processing fee	Cancellation	Penalty
Staff Fee	Required at Joe Rodgers & enclosed facility	\$30	Hour	Fee
Field Permit Monitor Fees		\$65	Hour	Fee
Concession Sales Fee	Concession Sales for youth and adult sports leagues non-profit and other vendors	5% of gross receipts	Each/Actual Cost	Fee
FIELD USE FEES				
BASEBALL/SOFTBALL				
Softball & Baseball Field Rental - Adult Non-Profit & Resident	Effective 1/1/22 for groups scheduled spring seasons. Softball & Baseball Field Rental - Adult Non-Profit & Resident	\$40	Hour	Rent
Softball & Baseball Field Rental - Adult Non-Profit & Non-Resident	Effective 1/1/22 for groups scheduled spring seasons. Softball & Baseball Field Rental - Adult Non-Profit & Non-Resident	\$45	Hour	Rent
Softball & Baseball Field Rental - Adult For-Profit & Resident	Effective 1/1/22 for groups scheduled spring seasons. Softball & Baseball Field Rental - Adult For-Profit & Resident	\$45	Hour	Rent

MASTER FEES AND CHARGES SCHEDULE

DEPARTMENT: PARKS, RECREATION, & MARINE				
Fee Name	Description	Fee	Per	Type
FIELD USE FEES				
Softball & Baseball Field Rental - Adult For-Profit & Non-Resident	Effective 1/1/22 for groups scheduled spring seasons. Softball & Baseball Field Rental - Adult For-Profit & Non-Resident	\$55	Hour	Rent
Softball & Baseball Field Rental - Youth Non-Profit & Resident	Effective 1/1/22 for groups scheduled spring seasons. Softball & Baseball Field Rental - Youth Non-Profit & Resident	\$25	Hour	Rent
Softball & Baseball Field Rental - Youth Non-Profit & Non-Resident	Effective 1/1/22 for groups scheduled spring seasons. Softball & Baseball Field Rental - Youth Non-Profit & Non-Resident	\$30	Hour	Rent
Softball & Baseball Field Rental - Youth For-Profit & Resident	Effective 1/1/22 for groups scheduled spring seasons. Softball & Baseball Field Rental - Youth For-Profit & Resident	\$30	Hour	Rent
Softball & Baseball Field Rental - Youth For-Profit & Non-Resident	Effective 1/1/22 for groups scheduled spring seasons. Softball & Baseball Field Rental - Youth For-Profit & Non-Resident	\$40	Hour	Rent
SOCCER/FOOTBALL				
Soccer/Football/Rugby/Cricket Field Rental - Adult Non-Profit & Resident	Effective 1/1/22 for groups scheduled spring seasons. Soccer/Football/Rugby/Cricket Field Rental - Adult Non-Profit & Resident	\$45	Hour	Rent
Soccer/Football/Rugby/Cricket Field Rental - Adult Non-Profit & Non-Resident	Effective 1/1/22 for groups scheduled spring seasons. Soccer/Football/Rugby/Cricket Field Rental - Adult Non-Profit & Non-Resident	\$50	Hour	Rent
Soccer/Football/Rugby/Cricket Field Rental - Adult For-Profit & Resident	Effective 1/1/22 for groups scheduled spring seasons. Soccer/Football/Rugby/Cricket Field Rental - Adult For-Profit & Resident	\$50	Hour	Rent
Soccer/Football/Rugby/Cricket Field Rental - Adult For-Profit & Non-Resident	Effective 1/1/22 for groups scheduled spring seasons. Soccer/Football/Rugby/Cricket Field Rental - Adult For-Profit & Non-Resident	\$60	hour	Rent
Soccer/Football/Rugby/Cricket Field Rental - Youth Non-Profit & Resident	Effective 1/1/22 for groups scheduled spring seasons. Soccer/Football/Rugby/Cricket Field Rental - Youth Non-Profit & Resident	\$25	Hour	Rent
Soccer/Football/Rugby/Cricket Field Rental - Youth Non-Profit & Non-Resident	Effective 1/1/22 for groups scheduled spring seasons. Soccer/Football/Rugby/Cricket Field Rental - Youth Non-Profit & Non-Resident	\$35	hour	Rent
Soccer/Football/Rugby/Cricket Field Rental - Youth For-Profit & Resident	Effective 1/1/22 for groups scheduled spring seasons. Soccer/Football/Rugby/Cricket Field Rental - Youth For-Profit & Resident	\$35	Hour	Rent
Soccer/Football/Rugby/Cricket Field Rental - Youth For-Profit & Non-Resident	Effective 1/1/22 for groups scheduled spring seasons. Soccer/Football/Rugby/Cricket Field Rental - Youth For-Profit & Non-Resident	\$45	hour	Rent
Archery Range Rental - Adult Resident	Archery Range Rental - Adult Resident	\$32	Hour	Rent
Archery Range Rental - Adult Non-Resident	Archery Range Rental - Adult Non-Resident	\$62	Hour	Rent

MASTER FEES AND CHARGES SCHEDULE

DEPARTMENT: PARKS, RECREATION, & MARINE				
Fee Name	Description	Fee	Per	Type
FIELD USE FEES				
Archery Range Rental - Adult Commercial	Archery Range Rental - Adult Commercial	\$79	Hour	Rent
Archery Range Rental - Youth Resident	Archery Range Rental - Youth Resident	\$20	Hour	Rent
Archery Range Rental - Youth Non-Resident Exclusive Rental	Archery Range Rental - Youth Non-Resident Exclusive Rental	\$25	Hour	Rent
Archery Range Rental - Youth Commercial	Archery Range Rental - Youth Commercial	\$32	Hour	Rent
ARTIFICIAL TURF FIELDS				
Artificial Turf Field Rental - Adult Non-Profit & Resident	Effective 1/1/22 for groups scheduled spring seasons. Artificial Turf Field Rental - Adult Non-Profit & Resident	\$65	Hour	Rent
Artificial Turf Field Rental - Adult Non-Profit & Non-Resident	Effective 1/1/22 for groups scheduled spring seasons. Artificial Turf Field Rental - Adult Non-Profit & Non-Resident	\$70	Hour	Rent
Artificial Turf Field Rental - Adult For Profit & Resident	Effective 1/1/22 for groups scheduled spring seasons. Artificial Turf Field Rental - Adult For Profit & Resident	\$70	Hour	Rent
Artificial Turf Field Rental - Adult For Profit & Non-Resident	Effective 1/1/22 for groups scheduled spring seasons. Artificial Turf Field Rental - Adult For Profit & Non-Resident	\$80	Hour	Rent
Artificial Turf Field Rental - Youth Non-Profit & Resident	Effective 1/1/22 for groups scheduled spring seasons. Artificial Turf Field Rental - Youth Non-Profit & Resident	\$45	Hour	Rent
Artificial Turf Field Rental - Youth Non-Profit & Non-Resident	Effective 1/1/22 for groups scheduled spring seasons. Artificial Turf Field Rental - Youth Non-Profit & Non-Resident	\$55	Hour	Rent
Artificial Turf Field Rental - Youth For Profit & Resident	Effective 1/1/22 for groups scheduled spring seasons. Artificial Turf Field Rental - Youth For Profit & Resident	\$55	Hour	Rent
Artificial Turf Field Rental - Youth For-Profit & Non-Resident	Effective 1/1/22 for groups scheduled spring seasons. Artificial Turf Field Rental - Youth For-Profit & Non-Resident	\$65	Hour	Rent
Artificial Turf Field Monitoring	Effective 1/1/22 for groups scheduled spring seasons. Artificial Turf Field Monitoring	\$30	hour	Rent
GAME COURT FACILITIES				
City Sponsored, Resident Fees -Rental, Youth and LBUSD events		\$0	Hour	Rent
City Sponsored, Resident Fees -Light, Youth and LBUSD events		\$0	Hour	Fee

MASTER FEES AND CHARGES SCHEDULE

DEPARTMENT: PARKS, RECREATION, & MARINE				
Fee Name	Description	Fee	Per	Type
GAME COURT FACILITIES				
Game/Tennis Court Rental - Non-Profit & Resident, Public Service Fees (Organization/Fundraising) - Rental	Game/Tennis Court Rental - Non-Profit & Resident	\$15	Hour	Rent
Game/Tennis Court Rental - Non-Profit & Non-Resident, Public Service (Non-Resident) -Rental	Game/Tennis Court Rental - Non-Profit & Non-Resident	\$17	Hour	Rent
Game/Tennis Court Rental - For Profit & Resident - Rental	Game/Tennis Court Rental - For Profit & Resident	\$20	Hour	Rent
Game/Tennis Court Rental - For Profit & Non-Resident Fees – Rental	Game/Tennis Court Rental - For Profit & Non-Resident	\$25	Hour	Rent
Private Use, Game/Tennis Court Lights	Private Use, Game/Tennis Court Lights	\$8	Hour	Rent
GYMNASIUM				
Gymnasium Rental Rates-Adult Non-Profit & Resident (2 hours min.)	2 hours minimum. California Recreation, Pan American, Silverado, Chavez Gyms	\$50	Hour	Rent
Gymnasium Rental Rates-Adult Non-Profit & Non-Resident (2 hours min.)	2 hours minimum. California Recreation, Pan American, Silverado, Chavez Gyms	\$60	Hour	Rent
Gymnasium Rental - Adult For-Profit & Resident (2 hours min.)	2 hours minimum. California Recreation, Pan American, Silverado, Chavez Gyms	\$70	Hour	Rent
Gymnasium Rental - Adult For-Profit & Non-Resident (2 hours min.)	2 hours minimum. California Recreation, Pan American, Silverado, Chavez Gyms	\$80	Hour	Rent
Gymnasium Rental Rates-Youth Non-Profit & Resident (2 hours min.)	2 hours minimum. California Recreation, Pan American, Silverado, Chavez Gyms	\$20	Hour	Rent
Gymnasium Rental Rates-Youth Non-Profit & Non-Resident (2 hours min.)	2 hours minimum. California Recreation, Pan American, Silverado, Chavez Gyms	\$30	Hour	Rent
Gymnasium Rental - Youth For-Profit & Resident (2 hours min.)	2 hours minimum. California Recreation, Pan American, Silverado, Chavez Gyms	\$40	Hour	Rent

MASTER FEES AND CHARGES SCHEDULE

DEPARTMENT: PARKS, RECREATION, & MARINE				
Fee Name	Description	Fee	Per	Type
GAME COURT FACILITIES				
Gymnasium Rental Rates- Youth For-Profit & Non-Resident (2 hours min.)	2 hours minimum. California Recreation, Pan American, Silverado, Chavez Gyms	\$50	Hour	Rent
CONTRACT CLASSES				
Adaptive Enrichment Contract Classes		\$9 - \$15	Hour	Fee
Adaptive Recreation Contract Classes		\$9 - \$15	Hour	Fee
Career Enrichment Contract Classes		\$5 - \$11	Hour	Fee
Dog Training Contract Classes		\$10 - \$17	Hour	Fee
Cooking Contract Classes		\$6 - \$15	Hour	Fee
Computers Contract Classes		\$6 - \$14	Hour	Fee
Fitness Contract Classes		\$3 - \$6	Hour	Fee
Language Skills Contract Classes		\$4 - \$13	Hour	Fee
Music Classes Contract Classes		\$3 - \$19	Hour	Fee
Art and Cultural Contract Classes		\$5 - \$20	Hour	Fee
Camps Contract Classes		\$8 - \$16	Hour	Fee
Enrichment Contract Classes		\$6 - \$22	Hour	Fee
Health Contract Classes		\$8 - \$10	Hour	Fee
Sports Contract Classes		\$5 - \$24	Hour	Fee
Dance Contract Classes		\$6 - \$19	Hour	Fee
CONTRACT CLASSES ADMINISTRATIVE FEES				
Includes publicity and administrative fees				
Contract Classes Administrative Fees-1 to 6 week class	1 to 6 week class	\$6	Registrant	Fee
Contract Classes Administrative Fees-7 to 12 week class	7 to 12 week class	\$8	Registrant	Fee

MASTER FEES AND CHARGES SCHEDULE

**Excludes changes to Modified Summer Camp Programming Fee per child/week rates (\$50-\$149 before and after care; \$30-\$114 base hours) and administrative change to remove park names from Day Camps –Parks. Changes approved by the Parks and Recreation Commission on March 17, 2022 but pending final minutes for inclusion in the Master Fees and Charges Schedule.*

DEPARTMENT: PARKS, RECREATION, & MARINE				
Fee Name	Description	Fee	Per	Type
CONTRACT CLASSES				
Contract Classes Administrative Fees (Walk-in/Continuous Class)	Walk-in/Continuous Class	\$2-\$5	Registrant	Fee
Refund Processing Fee (when applicable)	Recreation Classes and Programs	\$10	Refund	Fee
Contract Classes Additional Key Fee	Contract Classes Additional Key	\$20	each	Penalty
Contract Classes Replacement Lock Fee	Contract Classes Replacement Lock	\$100	each	Penalty
DAY CAMPS – PARKS*				
Day Camps - Parks	Day Camp Sites: El Dorado Park West, Pan American, Silverado, Stearns, Wardlow, and Veterans			Fee
Regular Day Camp Fee	Regular Day Camp - 35 Hours	\$115	Child/Week	Fee
Full Extended Day Camp Coverage Fee	Full Extended Day Camp Coverage Fee (7:00 AM - 6:00 PM)	\$150	Child/Week	Fee
Late Pick-Up Fee Penalty (After 6:00 P.M.)-Extended Day Camp	Late Pick-Up Fee (After 6:00 P.M.) for Extended Day Camp	\$20	Per 15 Minutes/Per Child	Penalty
Specialty Day Camp Fee	Specialty Day Camp - 35 Hours - Music and Arts Camp	\$120	Child/Week	Fee
Full Extended Specialty Day Camp Coverage Fee	Full Extended Specialty Day Camp Coverage - Music and Arts Camp (7:00 A.M. - 6:00 P.M.)	\$155	Child/Week	Fee
Late Pick-Up Fee Penalty - Specialty Day Camp	Fee for each additional 15 minutes per child if picked up after 6:00 P.M.	\$20	Per 15 Minutes/Per Child	Penalty
Day Camp Deposit	Reserve Space in Summer Camp (Non-refundable)	\$20 - \$40	Child/Week	Fee
Day Camp Special Programs (deposits, fee excursions and special events)		\$5 - \$100	Child	Fee
Modified Summer Camp Programming Fee (includes before and after care)	Modified Summer Camp Programming Fee (includes before and after care)	\$50	Child/Week	Fee
Modified Summer Camp Programming Fee (camp only)	Modified Summer Camp Programming Fee (camp only)	\$30	Child/Week	Fee
FACILITY RENTALS/FEES - COMMUNITY CENTERS, PICNIC AREAS, OPEN SPACE, CAMP GROUNDS & BANDSHE				
ADMINISTRATIVE FEES				
Alcohol Use Fee	Alcohol Use fee at Various Sites	\$205	Each	Fee

MASTER FEES AND CHARGES SCHEDULE

DEPARTMENT: PARKS, RECREATION, & MARINE				
Fee Name	Description	Fee	Per	Type
FACILITY RENTALS/FEES - COMMUNITY CENTERS, PICNIC AREAS, OPEN SPACE, CAMP GROUNDS & BANDSHE				
Permit Administrative Fee (Under 250 attendees)	Charged to all customers requesting a permit of any type to offset the administrative costs of issuing the permit	\$40	Each	Fee
Permit Administrative Fee (250-500 attendees)	Note: typically includes porta potties	\$80	each	Fee
Permit Administrative Fee (Over 500 attendees)	Note: Add on vehicle billing	\$120	each	Fee
Late Booking Fee (Under 250 attendees)	Expedited processing of permit within 10 days of event, based on approval. For events under 250 attendees	\$100	each	Fee
Late Booking Fee (250-500 attendees)	Expedited processing of permit within 10 days of event, based on approval. For events with 250 to 500 attendees	\$150	each	Fee
Late Booking Fee (Over 500 attendees)	Expedited processing of permit within 10 days of event, based on approval. For events over 500 attendees	\$200	each	Fee
Parking Lot Rental Fee - Nonprofit, Half Lot Use	Nonprofit, Half Lot Use	\$12	Hour	Rent
Parking Lot Rental Fee - Nonprofit, Full Lot Use	Nonprofit, Full Lot Use	\$22	Hour	Rent
Parking Lot Rental Fee - Profit/Commercial, Half Lot Use	Profit/Commercial, Half Lot Use	\$27	Hour	Rent
Parking Lot Rental Fee - Profit/Commercial, Full Lot Use	Profit/Commercial, Full Lot Use	\$52	Hour	Rent
Late Fee	Penalties will accrue per month and be added to the total balance owed to offset costs associated with the ongoing payment collections process up to a maximum of one hundred percent (100%) of the amount payable on the due date.	10%	total fees owed/month of non-payment	Penalty
COMMUNITY CENTERS				
Staff Charge	Community Center staff charge	\$30	Hour	Fee
Additional Staff	Bookings after 6:00 PM	\$30	Hour	Fee
Viewing Fee at Non-staffed Facilities	Staff cost associated with showing non-staffed facilities	\$30	Hour/2 Hour Minimum	Fee
Reservation Maintenance & Cleaning Fee	Community Center reservation maintenance & cleaning	\$150	Booking	Fee

MASTER FEES AND CHARGES SCHEDULE

DEPARTMENT: PARKS, RECREATION, & MARINE				
Fee Name	Description	Fee	Per	Type
FACILITY RENTALS/FEES - COMMUNITY CENTERS, PICNIC AREAS, OPEN SPACE, CAMP GROUNDS & BANDSHE				
Cancellation - Less than 30 days prior to event	<ul style="list-style-type: none"> • No Site Fee refund shall be granted if the event is canceled less than 30 days prior to the event. • Full Security Deposit will be refunded if event canceled at any time prior to the event. 	Site Fees Non Refundable	Event	Fee
Cancellation - Within 60 days of event	Percentage basis on days until event <ul style="list-style-type: none"> • 50% of Site Fees shall be refundable if the request is made within 60 days of the event. • Full Security Deposit will be refunded if event canceled at any time prior to the event. 	Site Fees 50% Refundable	Event	Fee
Cancellation - Within 90 days of event	Percentage basis on days until event <ul style="list-style-type: none"> • 90% of Site Fees paid shall be refundable if the request is made to cancel the event within 90 days of the event. • Full Security Deposit will be refunded if event canceled at any time prior to the event. 	Site Fees 90% Refundable	event	Fee
Permit Change Fee	Community Center permit change	\$35	Each	Fee
Reservation Refundable Security Deposit-Activity Room	Activity Room	\$250	Booking	Rent
Reservation Refundable Security Deposit-Social Hall	Social Hall	\$375	Booking	Rent
Security Guard Fee/Youth Events	Security Guard Fee	\$36	Hour	Fee
Security Guard Fee/Youth Events - Prime Holiday Rate	Prime Holiday Rate Security Guard Fee	\$54	Hour	Fee
SOCIAL HALL/KITCHEN				
Social Hall/Kitchen - Resident	Resident, Non-Commercial use of the Social Hall/Kitchen	\$50	Hour Plus Staff Costs	Rent
Social Hall/Kitchen - Non-Resident	Non-Resident, Non Commercial use of the Social Hall/Kitchen	\$75	Hour Plus Staff Costs	Rent
Social Hall/Kitchen - Commercial	Commercial use of the Social Hall/Kitchen	\$100	Hour Plus Staff Costs	Rent
Non-Prime Time, Monday-Thursday, PRM Department & Related	PRM Department & Related	\$0	Hour	Rent
ACTIVITY ROOM				
PRM Department & Related, Large Room	PRM Department & Related use of Large Activity Room (Ramona, Orizaba)	\$0	Hour	Rent
PRM Department & Related, Small Room	PRM Department & Related, use of Small Activity Room (All Other)	\$0	Hour	Rent

MASTER FEES AND CHARGES SCHEDULE

DEPARTMENT: PARKS, RECREATION, & MARINE				
Fee Name	Description	Fee	Per	Type
FACILITY RENTALS/FEES - COMMUNITY CENTERS, PICNIC AREAS, OPEN SPACE, CAMP GROUNDS & BANDSHE				
Small Activity Room-Resident, Non-Commercial	Small Activity Room-Resident, Non-Commercial	\$30	Hour Plus Staff Costs	Rent
Small Activity Room - Non-Resident, Non-Commercial	Non-Resident, Non-Commercial use of Small Activity Room (All Other)	\$50	Hour Plus Staff Costs	Rent
Small Activity Room - Commercial	Commercial use of Small Activity Room (All Other)	\$70	Hour Plus Staff Costs	Rent
Large Activity Room - Commercial	Commercial use of Large Activity Room (Ramona, Orizaba)	\$80	Hour Plus Staff Costs	Rent
Resident, Non-Commercial, Large Activity Room	Resident, Non-Commercial use of Large Activity Room (Ramona, Orizaba)	\$40	Hour Plus Staff Costs	Rent
Non-Resident, Non-Commercial, Large Activity Room	Non-Resident, Non-Commercial use of Large Activity Room (Ramona, Orizaba)	\$60	Hour Plus Staff Costs	Rent
SENIOR CENTER				
Auditorium or Ballroom, w/ Kitchen Fees, Resident	Auditorium or Ballroom, w/ Kitchen Fees, Resident	\$55	Hour	Rent
Auditorium or Ballroom, w/ Kitchen Fees - Non-Resident	Auditorium or Ballroom, w/ Kitchen Fees - Non-Resident	\$70	Hour	Rent
Conference & Activity Rooms Fees - Resident	Conference & Activity Rooms Fees - Resident	\$35	Hour	Rent
Conference & Activity Rooms Fees - Non-Resident	Conference & Activity Rooms Fees - Non-Resident	\$45	Hour	Rent
Conference & Activity Room - Corporate	Conference & Activity Room - Corporate	\$55	Hour	Rent
Office Space Leases Fees	Senior Center office space leases fee	\$1.25 - \$1.50	Sq. Ft per Month	Rent
Deposit Fees	Senior Center deposit fee	Varies	Scope of Event	Fee
Senior Parking Pass	Senior Day Use Parking at Senior Center	\$12	Year	Rent
Overnight Parking Permit	Senior Center Overnight Parking Permit - Monthly. Available for anytime	\$45	Month	Fee
Senior Center Coffee Shop Catered Dinners	Catered dinners	\$0.05 - \$50	Item	Fee
Senior Center Coffee Shop Food Items	Various food items	\$0.05 - \$50	Item	Fee
Senior Center Thrift Shop Items for Resale	Various items for resale	\$0.10 - \$100	Item	Fee

MASTER FEES AND CHARGES SCHEDULE

DEPARTMENT: PARKS, RECREATION, & MARINE				
Fee Name	Description	Fee	Per	Type
FACILITY RENTALS/FEES - COMMUNITY CENTERS, PICNIC AREAS, OPEN SPACE, CAMP GROUNDS & BANDSHE				
Various Items for resale on consignment		25% to the City; 75% to the Maker	Item	Fee
PICNIC AREAS				
Special Events: additional requirements & fees applied by the Special Events Office upon issuance of Special Event Permit				
VEHICLE PARK ENTRY FEES				
Annual Vehicle Park Pass Replacement Pass	Annual Vehicle Park Pass Replacement Fee	\$25	Each	Penalty
Park Staff Charges	Recreation Leader/Specialists IV to VII	\$30 - \$66	Hour	Fee
Park Pre-Rental Cleaning	Park Pre-Rental Cleaning	\$69 - \$200	Site	Fee
Vehicle Park Gate Entry - Monday thru Thursday	Passenger Vehicle, Monday thru Thursday	\$6	Vehicle	Rent
Vehicle Park Gate Entry - Friday	Passenger Vehicle, Friday	\$7	Vehicle	Rent
Vehicle Park Gate Entry - Weekends	Passenger Vehicle, Saturday & Sunday	\$8	Vehicle	Rent
Vehicle Park Gate Entry - Major Holidays	Major Holidays * Holiday rate includes the following days: New Year's Day, Martin Luther King Jr Day, President's Day, Easter Sunday, Memorial Day weekend (Sat, Sun & Mon), July 4th, Labor Day weekend (Sat, Sun & Mon), Thanksgiving Day, Mother's Day and Father's Day	\$9	Vehicle	Rent
Vehicle Park Gate Entry -Oversized or Vehicles with Trailer -Weekdays	Vehicle Park Gate Entry for Oversized or Vehicle with Trailer, Weekdays	\$11	Per Vehicle	Rent
Vehicle Park Gate Entry - Oversized Vehicles -Weekends	Vehicle Park Gate Entry - Oversized Vehicles -Weekends	\$15	Per Vehicle	Rent
Vehicle Park Gate Entry - Oversized or Vehicles with Trailer -Major Holidays	Vehicle Park Gate Entry for Oversized or Vehicle with Trailer, Weekends	\$21	Per Vehicle	Rent
Vehicle Park Gate Entry - School Buses	Vehicle Park Gate Entry - School Buses	\$30	Each	Rent
Vehicle Park Gate Entry - Other Buses	Vehicle Park Gate Entry - Other Buses	\$35	Each	Rent
Vehicle Park Gate Entry - "E" Plate	Vehicle Park Gate Entry - "E" Plate	\$0	Each	Rent
Annual Vehicle Park Pass - General Public Use (First Vehicle)	Annual Vehicle Park Pass - General Public Use (First Vehicle)	\$65	Each	Rent

MASTER FEES AND CHARGES SCHEDULE

DEPARTMENT: PARKS, RECREATION, & MARINE				
Fee Name	Description	Fee	Per	Type
PICNIC AREAS				
Annual Vehicle Park Pass - Seniors/Disabled (First Vehicle)	Annual Vehicle Park Pass - Seniors/Disabled (First Vehicle)	\$40	Each	Rent
CAMP GROUNDS				
Youth Camping Fees-Youth Resident Fees	Youth Resident Fees	\$28 - \$114	Site/Night	Rent
Youth Camping Fees-Youth Non-Resident Fees	Youth Non-Resident Fees	\$49 - \$136	Site/Night	Rent
Youth Camping Fees-Key Security Deposit	Key Security Deposit	\$57	Each	Rent
Youth Camping Fees-Security Deposit	Security Deposit	\$140	Site	Rent
MARATHON/BIKE RACES FEES (NON SPECIAL EVENT)				
Runs, Walks, etc. Under 100 (City)	Permit and coordination of marathons, bike races, walks, etc. Under 100 participant at event	\$65	Day	Rent
Runs, Walks, etc. 100-400 (City)	Permit and coordination of marathons, bike races, walks, etc. 100-400 participants	\$130	Day	Fee
Runs, Walks, etc. Over 400 (City)	Permit and coordination of marathons, bike races, walks, etc. Over 400 participants	\$195	Day	Fee
RESERVABLE PICNIC SITES FEES				
Arbor Day Grove Picnic Rental Family or Non-Profit Rate	Family or Non-Profit Rate	\$335	Site	Rent
Arbor Day Grove Picnic Rental Rates-Group & Company Rate	Private Group or Company Rate. Area capacity is 250	\$500	Site/Day	Rent
Arbor Day Grove Picnic Rental Rates-Security Deposit	Security Deposit	\$140	Site	Rent
Golden Grove Picnic Rental-Family or Non-Profit Rate	Family or Non-Profit Rate. Area capacity is 3,000	\$800	Site/day	Rent
Golden Grove Picnic Rental-Private Group or Company	Private Group or Company Rate. Area capacity is 3,000	\$1,200	Site/Day	Rent
Golden Grove Picnic Rental Rates-Security Deposit	Security Deposit	\$140	Site	Rent
Horseshoe Lake Picnic Rental-Family or Non-Profit Rate	Family or Non-Profit Rate. Area capacity is 100	\$250	Site/Day	Rent

MASTER FEES AND CHARGES SCHEDULE

DEPARTMENT: PARKS, RECREATION, & MARINE				
Fee Name	Description	Fee	Per	Type
PICNIC AREAS				
Horseshoe Lake Picnic Rental-Private Group or Company	Private Group or Company Rate. Area capacity is 100	\$375	Site/Day	Rent
Horseshoe Lake Picnic Rental Rates-Security Deposit	Security Deposit	\$140	Site	Rent
Sycamore Grove Picnic Rental-Family or Non-Profit Rate	Family or Non-Profit Rate. Area capacity is 250	\$335	Site/Day	Rent
Sycamore Grove Picnic Rental-Private Group or Company	Private Group or Company Rate. Area capacity is 250	\$500	Site/Day	Rent
Sycamore Grove Picnic Rental Rates-Security Deposit	Security Deposit	\$140	Site	Rent
Lakeview Grove Picnic Rental-Family or Non-Profit Rate	Lakeview Grove Picnic Rental-Family or Non-Profit Rate	\$500	Site/Day	Rent
Lakeview Grove Picnic Rental-Private Group or Company	Private Group or Company Rate. Area capacity is 400	\$750	Site/Day	Rent
Lakeview Grove Picnic Rental Rates-Security Deposit	Security Deposit	\$140	Site	Rent
EXCLUSIVE AREA USE				
AREA III - HOURLY RATES				
Area III Commercial/Professional Rates-Exclusive Use - 4 Hour Block	Exclusive Use for Promotion, Available every day in the AM or weekdays in the PM. Exclusive use is not available on Holidays	\$2,660	4 Hours Minimum	Rent
Area III Commercial/Professional Rates-Exclusive Use - All Day Summer (7 AM - 8 PM)	Full day 7 AM - 8 PM (12 hours) exclusive use for promotion during the Summer months. Exclusive use is not available on Holidays	\$7,980	Day	Rent
Area III Commercial/Professional Rates-Exclusive Use - All Day Winter (7 AM - 5 PM)	Full day 7 AM - 5 PM (9 hours) exclusive use for promotion during the Winter months. Exclusive use is not available on Holidays	\$5,985	Day	Rent
Non-Profit Group Rates-Exclusive Use - 4 Hour Block	Exclusive Use for Promotion, Available every day in the AM or weekdays in the PM. Exclusive use is not available on Holidays	\$1,840	4 Hours Minimum	Rent

MASTER FEES AND CHARGES SCHEDULE

DEPARTMENT: PARKS, RECREATION, & MARINE				
Fee Name	Description	Fee	Per	Type
EXCLUSIVE AREA USE				
Non-Profit Group Rates-Exclusive Use for Promotion - All Day Summer (7 AM - 8 PM)	Full day 7 AM - 8 PM (12 hours) exclusive use for promotion during the Summer months. Exclusive use is not available on Holidays	\$5,520	Day	Rent
Non-Profit Group Rates-Exclusive Use - All Day Winter (7 AM - 5 PM)	Full day 7 AM - 5 PM (9 hours) exclusive use for promotion during the Winter months. Exclusive use is not available on Holidays	\$4,140	Day	Fee
Area III Security Deposit	Area III Security Deposit	50% of rate	Area/Event	Rent
EXCLUSIVE USE - DAILY				
NON-RESERVABLE PICNIC AREAS				
Also included on Facility Reservation & Picnic Sites Fee Schedule				
Open Space Special Use Permit with Commercial Providers		\$75	Day	Fee
OPEN SPACE /PICNIC AREAS				
Fees for Fundraising Activities in Open Space and Picnic Areas				
Open Space/Picnic Area Rental Rates-Commercial Company	Commercial Company	\$660	Each	Rent
Open Space/Picnic Area Rental Rates-Promotion/Publicity	Use of open space/picnic area, outside of reservable area. Promotion/Publicity	\$390	Each	Rent
Open Space/Picnic Area Rental Rates-Nonprofit Group	Use of open space/picnic area, outside of reservable area. Nonprofit Group	\$200	Each	Rent
Open Space/Picnic Area Rental Rates-Security Deposit	Security Deposit	\$535 - \$1,045	Each	Rent
Open Space Special Event Fee	Open Space Special Event Fee	\$175	Each	Rent
Open Space Special Event Security Deposit	Security Deposit	\$150 - \$500 as determined by staff	Day	Rent
PICNIC SHELTERS				
Various				
Family/Non-Profit Fee	Family or non-profit picnic shelter fee	\$70	Day	Rent
Company Fee	Company picnic shelter fee	\$140	Day	Rent
Refundable Deposit	Picnic Shelter Refundable Deposit	\$140	Day	Rent

MASTER FEES AND CHARGES SCHEDULE

DEPARTMENT: PARKS, RECREATION, & MARINE				
Fee Name	Description	Fee	Per	Type
PARK NONRESERVABLE AREAS (Requires Permit Administrative Fee)				
Permit to Gather (26-100 persons)	26-100 persons	\$0 plus \$40 Permit Admin Fee	Day	Fee
Permit to Gather (101 - 200 persons)	101 - 200 persons	\$60 plus \$40 Permit Admin Fee	Day	Fee
Permit to Gather (201+ persons)	201+ persons	\$160 plus \$40 Permit Admin Fee	Day	Fee
PARK RESERVABLE PICNIC AREAS				
Pre-Permit Cleanup Fee		\$70 - \$206	Depends on Site	Fee
EL DORADO WEST				
Sites A,B,C Rental Rates - Family/Non-Profit Rate	Family/Non-Profit Rate	\$160	Site	Rent
Sites A,B,C Rental Rates - Commercial Company	Commercial Company	\$250	Site	Rent
Sites A,B,C,D Rental Rates - Security Deposit	Security Deposit	\$140	Day	Rent
HOUGHTON PARK				
Shelter Rental Rates-Family Rate	Family Rate	\$140	Site	Rent
Shelter Rental Rates-Nonprofit Group	Nonprofit Group	\$200	Site	Rent
Shelter Rental Rates-Commercial Company	Commercial Company	\$275	Site	Rent
Shelter Rental Rates-Security Deposit	Security Deposit	\$140	Day	Rent
AMPHITHEATRE				
Chavez Park Amphitheatre Rental Rates - Family/Non-Profit Rate	Family/Non-Profit Rate	\$400	Site	Rent
Chavez Park Amphitheatre Rental Rates - Commercial Company	Commercial Company	\$675	Site	Rent
Chavez Park Amphitheatre Rental Rates - Security Deposit	Security Deposit	\$140	Day	Rent
BANDSHELLS				
Staff Charge	Staff charge associated with band shelter rental	\$30 - \$75	Hour	Fee

MASTER FEES AND CHARGES SCHEDULE

DEPARTMENT: PARKS, RECREATION, & MARINE				
Fee Name	Description	Fee	Per	Type
BANDSHELLS				
Pre-Permit Clean Up Fee		\$70 - \$210	Varies by Site	Fee
Bixby Bandshell Rental Rates - Family/Non-Profit Rate	Family/Non-Profit Rate	\$250	Site	Rent
Bixby Bandshell Rental Rates - Commercial Company	Commercial Company	\$400	Site	Rent
Bixby Bandshell Rental Rates - Security Deposit	Security Deposit	\$140	Day	Rent
Recreation Park Bandshell Rental Rates - Family/Non-Profit Rate	Family/Non-Profit Rate	\$500	Site	Rent
Recreation Park Bandshell Rental Rates - Commercial Company	Commercial Company	\$650	Site	Rent
Recreation Park Bandshell Rental Rates - Security Deposit	Security Deposit	\$140	Day	Rent
El Dorado West/Willow Grove Bandshell Rental Rates-Family/Non-Profit Rate	Family/Non-Profit Rate	\$300	Site	Rent
El Dorado West/Willow Grove Bandshell Rental Rates-Commercial Company	Commercial Company Rental Rates	\$450	Site	Rent
El Dorado West/Willow Grove Bandshell Rental Rates-Security Deposit	Security Deposit	\$140	Day	Rent
INFLATABLE MOON BOUNCE PERMIT FEES				
Inflatable Moon Bounce Permit Fees - Moon Bounce	Moon Bounce	\$35	Day	Fee
Inflatable Moon Bounce Permit Fees - Inflatable Slide	Inflatable Slide	\$45	Day	Fee
Inflatable Moon Bounce Permit Fees - Inflatable Obstacle Course	Inflatable Obstacle Course	\$56	Day	Fee
Inflatable Moon Bounce Permit Fees - Rock Climbing Wall	Rock Climbing Wall	\$65	Day	Fee

MASTER FEES AND CHARGES SCHEDULE

DEPARTMENT: PARKS, RECREATION, & MARINE				
Fee Name	Description	Fee	Per	Type
INFLATABLE MOON BOUNCE PERMIT FEES				
Vendor Listing Fee - Moon Bounces	Insurance Processing Fee - Moon Bounces	\$350	Vendor	Fee
PRE-SCHOOLS				
Facility Site Fee - Various Locations	Co-Op Nursery School Site Fee	\$165 - \$500	Annual Rate	Rent
FILMING LOCATION				
Commercial Filming Location Fees - Department Sites Rental Rates	Department Sites Rental Rates	\$260	Hour, Plus Staff Costs	Rent
Commercial Filming Location Fees - Park Staff	Park Staff	\$30 - \$75	Hour	Rent
Still photo shoot	Still photo shoot at City parks	\$200	Day	Rent
El Dorado Park East - Still photo shoot	El Dorado Park East - Still photo shoot	\$300	Day	Rent
Commercial Filming Location Fees - Community Pool Filming	Community Pool Filming	\$275	Hour (Plus Staff Costs)	Rent
Parks - Film/Commercial	Parks - Film/Commercial	\$800	Day	Rent
Commercial Filming Location Fees - Nature Center Filming	Nature Center Filming	\$5,325	Day	Rent
Commercial Filming Location Fees - Manazar Gamboa Community Theatre	Manazar Gamboa Community Theatre	\$2,000	Day	Rent
El Dorado Park East - Film/Commercial	El Dorado Park East - Film/Commercial	\$2,000	Day	Rent
Commercial Filming Location Fees - Skate Park Rental Rates	Skate Park Rental Rates	\$3,750	Day	Rent
HOMELAND CENTER				
Homeland Center-Specialty Classes	Specialty Classes	\$2-\$20	Class	Fee
Homeland Center-Dance Fest	Dance Fest	\$5-\$20	Class	Fee
Staff Charge (non-technical)	Staff Charge (non-technical) Manazar Gamboa Community Theatre	\$30	Hour	Fee
Staff Charge (technical-lighting or sound technician)	Staff Charge (technical-lighting or sound technician) Manazar Gamboa Community Theatre	\$35	Hour	Fee

MASTER FEES AND CHARGES SCHEDULE

DEPARTMENT: PARKS, RECREATION, & MARINE				
Fee Name	Description	Fee	Per	Type
HOMELAND CENTER				
Theatre Lighting	Theatre Lighting Manazar Gamboa Community Theatre	\$55	Event	Fee
Sound System	Sound System Manazar Gamboa Community Theatre	\$55	Event	Fee
Refundable Security Deposit	Refundable Security Deposit Manazar Gamboa Community Theatre	\$375	Event	Fee
Rental (resident) Manazar Gamboa Community Theatre	Rental (resident) Manazar Gamboa Community Theatre	\$80	Hour	Rent
Rental (non-resident) Manazar Gamboa Community Theatre	Rental (non-resident) Manazar Gamboa Community Theatre	\$105	Hour	Rent
Rental (non-profit) Manazar Gamboa Community Theatre	Rental (non-profit) Manazar Gamboa Community Theatre	\$80	Hour	Rent
Rental (for profit) Manazar Gamboa Community Theatre	Rental (for profit) Manazar Gamboa Community Theatre	\$155	Hour	Rent
Filming Manazar Gamboa Community Theatre	Filming Manazar Gamboa Community Theatre	\$2,000	Day	Rent
NATURE CENTER				
Nature Center Night Walks	Night time guided exploration tour of Nature Center Trails	\$5	Participant	Fee
Naturalist Led Special Classes	Nature Center Naturalist Led Special Classes	\$10 - \$20	Child/Class	Fee
Parent and Me Pre School Class	Nature Center - Parent and Me Pre School Class	\$20	Child/Class	Fee
Additional Participant Fee	Nature Center - Additional participants in the Parent and Me Pre School Class	\$10	Class	Fee
Tales and Trails Pre School Program	Nature Center Tales and Trails Pre School Program	\$40	Child/Session	Fee
Bubble, Fizz Boom Pre School Program	Nature Center Bubble, Fizz Boom Pre School Program	\$55	Child/Session	Fee
Pre School in Nature	Nature Center Pre School in Nature	\$100	Child/Session	Fee
Guided School Tours	Nature Center Guided School Tours	\$5 - \$8	Participant	Fee
Guided Tours (Non-school Organizations)	Nature Center Guided Tours (Non-school Organizations)	\$5	Participant	Fee
Tours Permit Fee	Nature Center Tours Permit Processing Fee	\$22	Each	Fee
Backpack Tour Kit (Self Guiding)	Nature Center Backpack Tour Kit (Self Guiding)	\$10	Kit	Fee

MASTER FEES AND CHARGES SCHEDULE

DEPARTMENT: PARKS, RECREATION, & MARINE				
Fee Name	Description	Fee	Per	Type
NATURE CENTER				
Nature Kids Summer Camp (Preschool)	Nature Center Nature Kids Summer Camp (Preschool)	\$100	Child/Week	Fee
Nature Kids Summer Camp (Elementary)	Nature Center Nature Kids Summer Camp (Elementary)	\$120	Child/Week	Fee
Spring/Winter Break Workshops	Nature Center	\$20	Workshop	Fee
MERCHANDISE				
Nature Center Bookstore Fee	Nature Center Bookstore Various Items for Resale	\$.25 - \$50	Item	Fee
COMMUNITY & SCHOOL POOLS				
JORDAN, KING, MILLIKAN & SILVERADO POOLS				
We do not offer diving classes or party rentals at the school pools				
Daily Admission Fees-Adult	Adult	\$3	Person	Fee
Daily Admission Fees-Youth	Youth	\$1	Person	Fee
Daily Admission Fees-Senior	Senior	\$2	Person	Fee
Ticket Book for Adults	Each book contains 25 Tickets	\$65	Book	Fee
Ticket Book for Youth	Valid for 25 sessions. \$5 discount for purchase of 25 visits.	\$20	Book	Fee
Ticket Book for Senior	Each book contains 25 Tickets	\$40	Book	Fee
Replacement Membership Card	Replacement Membership Card	\$8	Card	Fee
Permit Administrative Fee (non-refundable)	Permit Administrative Fee (non-refundable)	\$40	Each	Fee
King Pool Activity Room Rental	King Pool Activity Room Rental	\$30	Hour	Rent
Group Rental Rates - Business or For Profit, 10-40 patrons	10-40 patrons	\$100	Hour	Rent
Group Rental Rates - Business or For Profit, 41-80 patrons	41-80 patrons	\$150	Hour	Rent
Group Rental Rates - Business or For Profit, 81-100 patrons	81-100 patrons	\$200	Hour	Rent
Group Rental Rates - Business or For Profit, 101-120 patrons	101-120 patrons	\$250	Hour	Rent

MASTER FEES AND CHARGES SCHEDULE

DEPARTMENT: PARKS, RECREATION, & MARINE				
Fee Name	Description	Fee	Per	Type
COMMUNITY & SCHOOL POOLS				
Group Rental Rates - Resident or Non-profit, 10-40 patrons	10-40 patrons	\$75	Hour	Rent
Group Rental Rates - Resident or Non-profit, 41-80 patrons	41-80 patrons	\$100	Hour	Rent
Group Rental Rates - Resident or Non-profit, 81-100 patrons	81-100 patrons	\$125	Hour	Rent
Group Rental Rates - Resident or Non-profit, 101-120 patrons	101-120 patrons	\$150	Hour	Rent
Lane Rental		\$25	Lane/Hour	Rent
Lifeguard Fee		\$30	Hour	Fee
SWIMMING LESSONS AND ACTIVITIES				
We do not offer diving classes or party rentals at the school pools				
Group Swim Adult Fees	Cost is for 10 weeks	\$50	Session	Fee
Group Swim Youth Fees	Cost is for 10 weeks	\$40	Session	Fee
Water Aerobics - Non Senior	49 years old and younger. Fee is per class.	\$3	Class	Fee
Private Lessons Fee		\$185	Session	Fee
Semi-Private Lessons Fee		\$124	Session	Fee
SPECIAL SERVICES FEES				
Movie & Equipment Rental Fee - LBUSD School Organizations	Movie/Equipment/Staff - LBUSD School Organizations	\$1,100	Event	Rent
Movie & Equipment Rental Fee - Popcorn Machine/Popcorn/Supplies	Popcorn Machine/Popcorn/Supplies	\$125 - \$350	Event	Rent
Movie & Equipment Rental Fee: Replacement Fee - Small Screen	Replacement Fee - Small Screen	\$295	Event	Rent
Movie & Equipment Rental Fee: Replacement Fee - Large Screen	Replacement Fee - Large Screen	\$320	Event	Rent
Movie & Equipment Rental Fee - Non Profit Organizations	Movie/Equipment/Staff - Non Profit Organizations	\$1,200	Event	Rent

MASTER FEES AND CHARGES SCHEDULE

DEPARTMENT: PARKS, RECREATION, & MARINE				
Fee Name	Description	Fee	Per	Type
SPECIAL SERVICES FEES				
Movie & Equipment Rental Fee - Long Beach Resident	Movie/Equipment/Staff - Long Beach Resident	\$1,400	Event	Rent
Movie & Equipment Rental Fee - Non Resident	Movie/Equipment/Staff - Non Resident	\$1,700	Event	Rent
USER SERVICES				
Advertising, Merchandise, & Fax Fees				
Newsletter Fee - Ad Space/Issue	Ad Space/Issue	\$26 - \$232	Each	Fee
Ad Design Services - Custom Ad Creation and Editing	Custom Ad Creation and Editing	\$58	Hour	Fee
Quarterly Brochure Non-Profit Fees - Full Color Back Cover Ad	Full Color Ad Back Cover	\$2,500	Issue	Fee
Quarterly Brochure Non-Profit Fees - Full Page Full Color Ad	Full Page Full Color Ad	\$1,350	Issue	Fee
Quarterly Brochure Non-Profit Fees - Half Page Full Color Vertical Ad	Half Page Full Color Vertical Ad	\$800	Issue	Fee
Quarterly Brochure Non-Profit Fees - Half Page Full Color Horizontal Ad	Half Page Full Color Horizontal Ad	\$800	Issue	Fee
Quarterly Brochure Non-Profit Fees - Quarter Page Full Color Ad	Quarter Page Full Color Ad	\$450	Issue	Fee
Ad Space/Commercial Fees - Full Color Back Cover Ad	Full Color Ad Back Cover	\$2,700	Issue	Fee
Ad Space/Commercial Fees - Inside Front Cover	Inside Front Cover	\$2,350	Issue	Fee
Ad Space/Commercial Fees - Inside Back Cover	Inside Back Cover	\$2,350	Issue	Fee
Ad Space/Commercial Fees - Full Color Full Page Ad	Full Color Full Page Ad	\$1,700	Issue	Fee
Ad Space/Commercial Fees - Half Page Full Color Vertical Ad	Half Page Full Color Vertical Ad	\$950	Issue	Fee
Ad Space/Commercial Fees - Half Page Full Color Horizontal Ad	Half Page Full Color Horizontal Ad	\$950	Issue	Fee

MASTER FEES AND CHARGES SCHEDULE

DEPARTMENT: PARKS, RECREATION, & MARINE				
Fee Name	Description	Fee	Per	Type
USER SERVICES				
Ad Space/Commercial Fees - Quarter Page Full Color Ad	Quarter Page Full Color Ad	\$550	Issue	Fee
Multiple Insertion Discount Fee - (2) Insertions paid in advance	Discounts given in consideration of multiple reservations for paid ad space. 10% discount for commitments to two issues, and 20% discount for three or more issues.	10%	Each	Fee
Multiple Insertion Discount Fee - (3 or more) Insertions paid in advance	Discounts given in consideration of multiple reservations for paid ad space. 10% discount for commitments to two issues, and 20% discount for three or more issues.	20%	Each	Fee
SUNNYSIDE CEMETERY				
Cremation Burial (Open/Close)	Cremation Burial (Open/Close)	\$800	Each	Fee
Regular Burial (Open/Close) - Single	Regular Burial (Open/Close) - Single	\$1,500	Each	Fee
Regular Burial (Open/Close) - Double	Regular Burial (Open/Close) - Double	\$1,700	Each	Fee
Companion Conversion	Companion Conversion	\$5,700	Each	Fee
Disposition Permit	Disposition Permit	\$8.50	Each	Fee
Marker Set (Without cement border)	Marker Set (Without cement border)	\$200	Each	Fee
Marker Set (With cement border)	Marker Set (With cement border)	\$250	Each	Fee
Vault (Sissell # 5)	Vault (Sissell # 5)	\$600	Each	Fee
Vault (With Saturday Delivery)	Vault (With Saturday Delivery)	\$800	Each	Fee
Vault (Cremation)	Vault (Cremation)	\$200	Each	Fee
Vault (Cremation-Oversize)	Vault (Cremation-Oversize)	\$250	Each	Fee
Grave- Single	Grave- Single	\$6,500	Each	Fee
Grave- Double	Grave- Double	\$8,000	Each	Fee
Grave - Cremation	Grave - Cremation	\$2,650	Each	Fee
Flower vase (in ground)	Flower vase (in ground)	\$50	Each	Fee
Graveside Service (Chairs)	Graveside Service (Chairs)	\$110	Each	Fee
Weekend Services	Weekend Services	\$450	Each	Fee
TIDELANDS FEES				

MASTER FEES AND CHARGES SCHEDULE

DEPARTMENT: PARKS, RECREATION, & MARINE				
Fee Name	Description	Fee	Per	Type
THE FOLLOWING TIDELANDS AND SPECIAL EVENT FEES ARE APPROVED BY THE LONG BEACH CITY COUNCIL THROUGH THE ADOPTION OF A RESOLUTION DURING A HEARING.				
BAYSHORE AND COLORADO LAGOON FACILITIES				
Event Rental	Facility rental fee at Bayshore and Colorado Lagoon sites	260	Event	Rent
Facility Site Fee - Various Locations	Pre-school co-op school use at Bayshore and Colorado Lagoon sites	\$176 - \$500	Annual Rate	Rent
BELMONT PLAZA POOL				
Late Fee	Penalties will accrue per month and be added to the total balance owed to offset costs associated with the ongoing payment collections process up to a maximum of one hundred percent (100%) of the amount payable on the due date.	10%	total fees owed/month of non-payment	Penalty
GROUP RENTAL RATES				
Filming at Belmont Pool	Filming location fee for Belmont Pool, includes staff	435	Hour or \$4,800 for 12-hour day	Rent
Business/Profit	Company businesses	\$350	Hour	Rent
SWIMMING LESSONS/ACTIVITIES				
General Admission - Adults	Recreation/lap swim	4	Session	Fee
General Admission - Seniors	Recreation/lap swim	3	Session	Fee
General Admission - Children	Recreation/lap swim	1	Session	Fee
Lane Rental - 25 meter	Cost is per lane per hour - 25 meter	\$35	Lane/Hr	Rent
Lane Rental - 50 meter	Cost is per lane per hour - 50 meter	\$70	Lane/Hr	Fee
Private Lessons	8 lessons/25 minutes each	200	Person	Fee
Semi-Private Lessons	2 to 3 students (8 lessons/25 minutes each)	128	Person	Fee
Group Lessons, Adult	Cost is for 8 lessons	65	Person	Fee
Group Lessons, Youth	Cost is for 8 lessons	55	Person	Fee
Water Aerobics (daily) Non-Seniors	49 years old and younger. Fee is per class	6	Class	Fee
Plaza Pass Fee (Water Aerobics)	Fee is for a 10 class pass. \$20 discount for purchase of 10 classes	\$48	10 Classes	Fee
Adult Plaza Pass (Recreation/Lap Swim)	Valid for 25 sessions. \$13 discount for purchase of 25 visits.	87	Person	Fee
Senior Plaza Pass (Recreation/Lap Swim)	Valid for 25 sessions. \$17 discount for purchase of 25 visits.	58	Person	Fee

MASTER FEES AND CHARGES SCHEDULE

DEPARTMENT: PARKS, RECREATION, & MARINE				
Fee Name	Description	Fee	Per	Type
BELMONT PLAZA POOL				
Youth Plaza Pass (Recreation/Lap Swim)	Valid for 25 sessions. \$5 discount for purchase of 25 visits.	20	Person	Fee
Lifeguard Training	American Red Cross certification course	\$170	Person	Fee
Lifeguard Challenge (Re-certification of Lifeguard Challenge)	American Red Cross certification course	\$110	Person	Fee
Water Safety Instructor	American Red Cross certification course	\$170	Person	Fee
Lifeguard Fee	Additional staff charge based on size of event	35	Hour/Lifeguard	Fee
Application Fee-For an event that charges an admission fee	For an event that charges an admission fee	235	Each	Fee
Application Fee-For an event that does not charge an admission fee	For an event that does not charge an admission fee	125	Each	Fee
Merchandise Sales	Advanced approval required	15%	Gross Sales	Fee
Merchandise Sales - Tickets, programs, event t-shirts	Advanced approval required	5%	Gross Sales	Fee
Food Concession Operation		15%	Gross Sales	Fee
BELMONT PLAZA OUTDOOR POOLS				
RENTAL RATES (BASED ON AVAILABLE OUTDOOR POOL)				
Swim/Water Polo Practice Group I - Long Beach-based Public Educational Institutions (whole pool)	Hourly rental of new outdoor pool for swimming or water polo practice for Long Beach-based public educational institutions	\$20	Hour	Fee
Short Course Swim Practice - Group II Teams (Non-Profit with 60% LB residents; space available basis)	Hourly rental of deep end of new outdoor pool for water polo practice for nonprofit groups comprised of at least 60% Long Beach residents	\$6 Short Course	HOUR	Fee
Long Course Swim Practice - Group II Teams (Non-Profit with 60% LB residents; space available basis)	Hourly rental of a 50-meter lane. Hourly rental of a 50-meter lane by nonprofit groups comprised of at least 60% Long Beach residents by nonprofit groups comprised of at least 60% Long Beach residents	\$10 Long Course	Hour	Fee
Short Course Swim Practice - Group III Teams (Non-Profit; space available basis)	Hourly rental of a 25-yard or 25-meter lane by nonprofit groups	\$7 Short Course	Hour	Fee

MASTER FEES AND CHARGES SCHEDULE

**Excludes changes to Modified Summer Camp Programming Fee per child/week rates (\$50-\$149 before and after care; \$30 -\$114 base hours).
Presented to City Council on April 12, 2022. Pending final minutes for inclusion in the Master Fees and Charges Schedule.*

DEPARTMENT: PARKS, RECREATION, & MARINE				
Fee Name	Description	Fee	Per	Type
BELMONT PLAZA OUTDOOR POOLS				
Long Course Swim Practice - Group III Teams (Non-Profit; space available basis)	Hourly rental of a 50-meter lane by nonprofit groups	\$12 Long Course	Hour	Fee
Deep Lane Water Polo Practice - Group II Teams (Non-Profit with 60% LB residents; space available basis)	Hourly rental of deep end of new outdoor pool for water polo practice for nonprofit groups comprised of at least 60% Long Beach residents	\$45 (Deep Lanes)	Hour	Fee
Deep Lane Water Polo Practice - Group III Teams (Non-Profit; space available basis)	Hourly rental of deep end of new outdoor pool for water polo practice for nonprofit groups	\$55 (Deep Lanes)	Hour	Fee
Whole Pool Competition Rental - Groups I & II (Long Beach-based Public Educational Institutions and Non-Profit with 60% LB residents; space available basis)	Hourly rental of entire new outdoor pool for a swimming or water polo competition, by Long Beach-based public educational institutions or by nonprofit groups comprised of at least 60% Long Beach residents	\$85, no Permit Fee; 15% concession sales	Hour	Fee
Whole Pool Competition Rental Group III (Non-Profit; space available basis)	Hourly rental of entire new outdoor pool for a swimming or water polo competition	\$160, \$115 Permit Fee; 15% concession sales	Hour	Fee
Exclusive Use - Small Outdoor Pool	Hourly rental of the entire small outdoor pool (does not include amenities included in existing Private Party – Small Outdoor Pool)	72	Hour	Fee
Private Party - Small Outdoor Pool	Hourly rental of the entire small outdoor pool for parties; includes amenities like tables, chairs, umbrellas and inflatable toys	\$135	Hour	Fee
DAY CAMPS-AQUATICS -TIDELANDS*				
Aquatic Camp	Camp is 35 hours per week	165	Child/Week	Fee
Daily Fee	Single day fee used to prorate weeks without five days of camp	37	Child/Day	Fee
Counselor-In-Training	Ages 13 – 17, must have completed 8th grade. Participants learn team building activities, camper supervision and boating skills in addition to obtaining valuable Red Cross CPR certification. Participants must be able to attend the entire three-week program. Three week course, 9:00 a.m. - 4:00 p.m.	320	Each	Fee
AQUATIC DAY CAMP EXTENDED CARE				
Child care before and/or after camp				

MASTER FEES AND CHARGES SCHEDULE

DEPARTMENT: PARKS, RECREATION, & MARINE				
Fee Name	Description	Fee	Per	Type
DAY CAMPS-AQUATICS -TIDELANDS				
Aquatic Day Camp A.M. Session (7:00 a.m. - 9:00 a.m.)	Aquatic Day Camp A.M. Session (7:00 a.m. - 9:00 a.m.)	\$28	Week/Child	Fee
Aquatic Day Camp P.M. Session (4:00 p.m. - 6:00 p.m.)	Aquatic Day Camp P.M. Session (4:00 p.m. - 6:00 p.m.)	\$28	Week/Child	Fee
Late Pick-Up Fee Penalty	Fee for each additional 15 minutes per child if picked up after 6:00 p.m.	21	Per 15 Min./Per Child	Penalty
Day Camp Deposit - reserves space in summer camp	Non-refundable deposit to reserve space for each additional week per child	\$30	Week/Child	Fee
COMMERCIAL FILMING LOCATION FEES - TIDELANDS				
Department Sites Rental in Tidelands Commercial filming	Commercial filming site rental fee	255	Hour to Maximum \$800; Plus Staff Costs	Rent
Staff (Tidelands)	Fee for site monitoring	\$30 - \$75	Hour	Rent
Still photo shoot	Still photo shoot in Tidelands areas	\$200	Day	Rent
Belmont Pool Commercial Filming	Commercial filming location fee for Belmont Pool, includes staff	435	Hour, \$4,800 for 12-hour day	Rent
Marina Commercial Filming	Commercial filming location fee for the marinas	270	Hour Plus Staff Costs	Rent
LEEWAY SAILING CENTER - TIDELANDS				
SAILING CENTER RENTALS				
Offered during Sail Club days and hours				
Kayak Rental	Participants must successfully complete a course conducted at Leeway Sailing Center or must pass a skills check prior to rental (will receive a certificate)	\$13	Hour	Rent
Canoe/Sail Board Rental	Participants must successfully complete a course conducted at Leeway Sailing Center or must pass a skills check prior to rental (will receive a certificate)	\$13	Hour	Rent
Sabot Rental	Participants must successfully complete a course conducted at Leeway Sailing Center or must pass a skills check prior to rental (will receive a certificate)	\$17	Hour	Rent

MASTER FEES AND CHARGES SCHEDULE

DEPARTMENT: PARKS, RECREATION, & MARINE				
Fee Name	Description	Fee	Per	Type
LEEWAY SAILING CENTER - TIDELANDS				
Capri Rental	Participants must successfully complete a course conducted at Leeway Sailing Center or must pass a skills check prior to rental (will receive a certificate)	\$17	Hour	Rent
Skills Check for Rentals	Participants must successfully complete a course conducted at Leeway Sailing Center or must pass a skills check prior to rental (will receive a certificate)	95	Each	Rent
SAILING CENTER CLASSES				
Kayak Class	10 years and up -- 4 hours/session	49	Session	Fee
Keelboat Class	13 years and up -- 16 hours/session (30' boats)	133	Session	Fee
Sabot Sailing Class - 12 hours/session	8 years and up -- 12 hours/session (8' boats) includes boat rental and all equipment will be provided	120	Session	Fee
Sabot Sailing Class - 20 hours/session	8 years and up -- 20 hours/session (8' boats) includes boat rental and all equipment will be provided	195	Session	Fee
Sabot Race Team	Sabot Race Team	\$250	Four week session	Fee
Capris Sailing Class	13 years and up -- 12 hours/session (14' boats)	120	Session	Fee
Little Leewhalers	7-9 years of age -- basics of canoeing, kayaking, sailing, and beach safety (summer only)	110	Session	Fee
Semi-Private Lessons	Two students	91	Two Hours/Person	Fee
Private Lessons	Individuals	120	Two Hours/Person	Fee
Group Packages	Other cities, nonprofit groups, private organizations - packages vary	\$14 - \$46	Person	Fee
Model Boat Shop	Summer only at Colorado Lagoon (ages 7 and up)	\$65	Participant	Fee
Bay Club Teen Camp	13 years and up -- 12-5 p.m., Mon-Fri	123	Week	Fee
SAILING CENTER BIRTHDAY PARTY PACKAGES				
Non-Refundable Deposit for all birthday parties	Non-refundable deposit due at time of reservation	\$50	Party Scheduled	Fee
Birthday Party Package "A"	3 hours: includes 1 hour of beach games, 1 hour of for lunch and 1 hour of boating. Pricing based on size of party, package and amenities.	\$260 - \$500	Event	Fee

MASTER FEES AND CHARGES SCHEDULE

DEPARTMENT: PARKS, RECREATION, & MARINE				
Fee Name	Description	Fee	Per	Type
LEEWAY SAILING CENTER - TIDELANDS				
Birthday Party Package "B"	2 hours: includes 1 hour for beach games or lunch and 1 hour of boating. Pricing based on size of party, package and amenities.	\$205 - \$482	Event	Fee
ENVIRONMENTAL PROGRAMS				
Colorado Lagoon Classes-Educational classes	Educational classes	\$5 - \$58	Class	Fee
Colorado Lagoon Tours-Exploration tour	Exploration tour	\$5 - \$13	Hour	Fee
N.C. Permit Processing Fee	Processing paperwork for guided tour and two bus parking passes	\$40	Each	Fee
Adopt-A- Beach Educational Program	Educational classes: two-three 5th grade classes at each tour	\$8	Participant	Fee
ROLLER HOCKEY				
Forfet Fee - Roller Hockey	Officiating fee for both teams	26	Game	Fee
ROLLERHOCKEY BAYSHORE LEAGUE FEE				
Roller Hockey	Maximum of 15 players ages 18 & up	745	Team	Fee
Roller Hockey Bayshore Youth Fee	Instructional League - ages 5-13 (practices and eight-games)	\$85	Child	Fee
Rink Rental	Bayshore Rink - team practices, parties, or special events - reservations taken at the Adult Sports office, 4700 Deukmejian Drive or call 570-1725	\$43 - \$160	Hour (Includes Staff)	Rent
Roller Hockey Deposits	Non-refundable	\$35.00	Permit	Fee
Roller Hockey Adult Pick-Up Play	Ages 18 & up (14-17 with written consent), full equipment required, 16 players, 2 goalies maximum per session	\$6	1.5 Hours	Fee
ATHLETIC FACILITIES-PERMITS & RESERVATIONS				
Late Fee	Penalties will accrue per month and be added to the total balance owed to offset costs associated with the ongoing payment collections process up to a maximum of one hundred percent (100%) of the amount payable on the due date.	10%	total fees owed/month of non-payment	Penalty
Forfeit Fee - Volleyball	Officiating fee for both teams	\$28	Game	Fee
Volleyball Court Resident/Non-Profit (Hourly, 2 Hour Minimum)	Resident/Non-Profit	\$8	Hour/Court	Rent

MASTER FEES AND CHARGES SCHEDULE

DEPARTMENT: PARKS, RECREATION, & MARINE				
Fee Name	Description	Fee	Per	Type
ATHLETIC FACILITIES-PERMITS & RESERVATIONS				
Volleyball Court Resident/Non-Profit (Daily, 4 or more hours)	Resident/Non-Profit	\$34	Day/Court	Rent
Volleyball Court Commercial/Profit (Hourly, 2 Hour Minimum)	Commercial/Profit	15	Hour/Court	Rent
Volleyball Court Commercial/Profit (Daily)	Commercial/Profit	73	Day/Court	Rent
Beach Area - Adult - Resident/Non-Profit (Hourly, 2 Hour Minimum)	Resident/Non-Profit	12	Hour/Court	Rent
Beach Area - Adult - Commercial/Profit (Hourly, 2 Hour Minimum)	Commercial/Profit	19	Hour/Court	Rent
Beach Area - Youth - Resident/Non-Profit (Hourly, 2 Hour Minimum)	Resident/Non-Profit	9	Hour/Court	Rent
Beach Area - Youth - Commercial/Profit (Hourly, 2 Hour Minimum)	Commercial/Profit	17	Hour/Court	Rent
Court and Beach Area Staff	Staff Monitoring/Assistance	\$30	Hour	Rent
Add/Remove/Move of Volleyball Court	Adding, removing or moving of volleyball court	\$76 plus actual cost of contractor	Each	Fee
Commercial Groups	Commercial Tournaments 15% of Gross Receipts	15%	Event/Gross Receipts	Rent
MARATHON/BIKE RACES FEES (NON SPECIAL EVENT)				
Runs, Walks, etc. Under 100 (Tidelands)	Permit and coordination of marathons, walks, etc. Under 100 participant at event	\$65	Day	Fee
Runs, Walks, etc. 100-400 (Tidelands)	Runs, Walks, etc. 100-400 (Tidelands)	\$130	Day	Fee
Runs, Walks, etc. Over 400 (Tidelands)	Permit and coordination of marathons, walks, etc. Over 400 participants	\$195	Day	Fee
MARINE BUREAU - TIDELANDS FUNDS				
BEACH PARKING				
Hornblower North Parking Lot	Monthly Parking Pass	\$55	Month	Rent
Launch Ramp Fees	Per entry fee for Launch Ramp Entrance	\$12	Per Entry	Rent
Monthly Launch Ramp Card	Monthly fee for unlimited use of any of the Long Beach launch ramps	\$180	Month	Rent

MASTER FEES AND CHARGES SCHEDULE

DEPARTMENT: PARKS, RECREATION, & MARINE				
Fee Name	Description	Fee	Per	Type
MARINE BUREAU - TIDELANDS FUNDS				
Launch Ramp Card Replacement Fee	Charge to contractors who lose their launch ramp card and request for replacement	\$50	Occurrence	Fee
Rainbow Harbor Events	Fee for events held at Rainbow Harbor	2065	Day or to Maximum \$10,000	Rent
Special Event Parking Fee	Parking fee at all Tidelands parking lots during a special event	\$12-\$20	Event/Vehicle	Rent
MARINA FEES				
Public Seawall Lease Permit Fee	The annual rent is charged on a per square foot basis for water space occupied by docks, floats, gang ways, or piers, including berthing space surrounding the structures. Effective fee amount may be subject to CPI adjustments.	\$0.58 per square foot, charged annually, adjusted by CPI	Sq. foot	Rent
Marina Slip Permit Fee - 15 Foot Slip	Permit Fee for a 15 foot slip (Concrete docks)	\$161.85	Per Month	Rent
Marina Slip Permit Fee-20 Foot Slip	Permit fee for a 20 foot slip (Concrete Docks)	214.76	Per Month	Rent
Marina Slip Permit Fee-25 Foot Slip	Permit Fee for a 25 foot slip (Concrete Docks)	328.03	Per Month	Rent
Marina Slip Permit Fee-30 Foot Slip	Permit Fee for a 30 foot slip (Concrete Dock)	483.05	Per Month	Rent
Marina Slip Permit Fee-35 Foot Slip	Permit Fee for a 35 foot slip (Concrete Docks)	615.62	Per Month	Rent
Marina Slip Permit Fee-40 Foot Slip	Permit Fee for a 40 foot slip (Concrete Docks)	763.26	Per Month	Rent
Marina Slip Permit Fee-45 Foot Slip	Permit Fee on a 45 foot slip (Concrete Docks)	898.94	Per Month	Rent
Marina Slip Permit Fee-50 Foot Slip	Permit Fee for a 50 foot slip (Concrete Docks)	1028.62	Per Month	Rent
Marina Slip Permit Fee-55 Foot Slip	Permit Fee for a 55 foot slip (Concrete Dock)	1213.47	Per Month	Rent
Marina Slip Permit Fee-60 Foot Slip	Permit Fee for a 60 foot slip (Concrete Docks)	1323.83	Per Month	Rent
Marina Slip Permit Fee-65 Foot Slip	Permit Fee on a 65 foot slip (Concrete Docks)	1486.31	Per Month	Rent
Marina Slip Permit Fee-70 Foot Slip	Permit Fee for a 70 foot slip (Concrete Docks)	1648.19	Per Month	Rent
Marina Slip Permit Fee-75 Foot Slip	Permit Fee for a 75 foot slip (Concrete Docks)	1826.23	Per Month	Rent

MASTER FEES AND CHARGES SCHEDULE

DEPARTMENT: PARKS, RECREATION, & MARINE				
Fee Name	Description	Fee	Per	Type
MARINE BUREAU - TIDELANDS FUNDS				
Marina Slip Permit Fee-80 Foot Slip	Permit Fee for an 80 foot slip (Concrete Docks)	2003.59	Per Month	Rent
Marina Slip Permit Fee-85 Foot Slip	Permit Fee for an 85 foot slip (Concrete Docks)	2195.85	Per Month	Rent
Marina Slip Permit Fee-90 Foot Slip	Permit Fee for a 90 foot slip (Concrete Docks)	2,388.18	Per Month	Rent
Marina Slip Permit Fee-95 Foot Slip	Permit Fee for a 95 foot slip (Concrete Dock)	2,595.33	Per Month	Rent
Marina Slip Permit Fee-100 Foot Slip	Permit Fee for a 100 foot slip (Concrete Dock)	2802.54	Per Month	Rent
Marina Slip Permit Fee-105 Foot Slip	Permit Fee for a 105 foot slip (Concrete Docks)	3024.66	Per Month	Rent
Marina Slip Permit Fee-110 Foot Slip	Permit Fee for a 110 foot slip (Concrete Docks)	3,246.86	Per Month	Rent
Marina Slip Permit-115 Foot Slip	Permit Fee for a 115 foot slip (Concrete Docks)	3,483.86	Per Month	Rent
Marina Slip Permit Fee-120 Foot Slip	Permit Fee for a 120 foot slip (Concrete Docks)	3720.87	Per Month	Rent
Recreational Marina Slip Permit Rate for Non-Profit Organizations	Monthly rental fee for regular or temporary slip rental for non-profit organizations. This fee applies to any new non-profit organizations that start slip rental after 10/1/18.	50% of regular rate	Per Month	Fee
Marina Slip Rate for Non-Profit	Monthly rental fee for regular or temporary slip rental for non-profit organizations	50% of regular rate	Per Month	Fee
Marina Temporary Permit Fee-20 foot slip	20 foot slip	259.91	Per Month	Rent
Marina Temporary Permit Fee-25 Foot Slip	25 Foot Slip	405.97	Per Month	Rent
Marina Temporary Permit Fee-30 Foot Slip	30 Foot Slip	584.58	Per Month	Rent
Marina Temporary Permit Fee-35 Foot Slip	35 Foot Slip	745.14	Per Month	Rent
Marina Temporary Permit Fee-40 Foot Slip	40 Foot Slip	923.80	Per Month	Rent
Marina Temporary Permit Fee-45 Foot Slip	45 Foot Slip	1,087.88	Per Month	Rent
Marina Temporary Permit Fee-50 Foot Slip	50 Foot Slip	1,244.82	Per Month	Rent
Marina Temporary Permit Fee-55 Foot Slip	55 Foot Slip	1,468.53	Per Month	Rent
Marina Temporary Permit Fee-60 Foot Slip	60 Foot Slip	1,602.08	Per month	Rent

MASTER FEES AND CHARGES SCHEDULE

DEPARTMENT: PARKS, RECREATION, & MARINE				
Fee Name	Description	Fee	Per	Type
MARINE BUREAU - TIDELANDS FUNDS				
Marina Temporary Permit Fee-65 Foot Slip	65 Foot Slip	1,798.72	Per Month	Rent
Marina Temporary Permit Fee-70 Foot Slip	70 Foot Slip	1,995.34	Per Month	Rent
Marina Temporary Permit Fee-75 Foot Slip	75 Foot Slip	2210.03	Per Month	Rent
Marina Temporary Permit Fee-80 Foot Slip	80 Foot Slip	2,424.77	Per Month	Rent
Marina Temporary Permit Fee-85 Foot Slip	85 Foot Slip	2,657.53	Per Month	Rent
Marina Temporary Permit Fee-90 Foot Slip	90 Foot Slip	2,890.23	Per Month	Rent
Marina Temporary Permit Fee-95 Foot Slip	95 Foot Slip	3140.96	Per Month	Rent
Marina Temporary Permit Fee-100 Foot Slip	100 Foot Slip	3,391.63	Per Month	Rent
Marina Temporary Permit Fee-105 Foot Slip	105 Foot Slip	3660.51	Per Month	Rent
Marina Temporary Permit Fee-110 Foot Slip	110 Foot Slip	3929.28	Per Month	Rent
Marina Temporary Permit-115 Foot Slip	115 Foot Slip	4216.18	Per Month	Rent
Marina Temporary Permit Fee-120 Foot Slip	120 Foot Slip	4502.92	Per Month	Rent
Marina Slip Permit Fee-Alamitos Bay Landing Dock	Alamitos Bay Landing Dock	6.50	Lineal Foot/Month, 10-Ft. Minimum	Rent
Berth Rental Fee (Berths 1, 2, & 3) @ Alamitos Bay	MONTHLY RENTAL FEE FOR THE BERTHS 1, 2 AND 3 AT ALAMITOS BAY	2519.40	Per Month	Rent
Marina Slip Permit Fee-Wide Slip Fee	Wide Slip Fee	1.10	Square Foot of Permitted Space/Month	Rent
Marina Slip Permit Fee-Rainbow Harbor/Alamitos Bay Commercial Slip Fee	Rainbow Harbor/Alamitos Bay Commercial Slip Fee	19.15	Lineal Foot/Month, 10-Ft. Minimum	Rent
Marina Slip Permit Fee-Permanent End Tie Slip Fee	Permanent End Tie Slip Fee	1.1 Times the Wide Slip Permit Fee with 1-Year Agreement	Month	Rent

MASTER FEES AND CHARGES SCHEDULE

DEPARTMENT: PARKS, RECREATION, & MARINE

Fee Name	Description	Fee	Per	Type
MARINE BUREAU - TIDELANDS FUNDS				
Marina Slip Permit Fee-Personal Watercraft Slip Fee	Personal Watercraft Slip Fee	6.50	Foot/Month, 10-Ft. Minimum	Rent
Marina Slip Permit Fee-Commercial Slip Fee	Commercial Slip Fee	1.2 Times the Applicable Slip Rate for Vessels Assigned to Commercial Floats	Month	Rent
Large Vessel Temporary Berthing Fee (Rainbow Harbor, if available)	Vessels over 90' (All Days)	\$393	Day	Rent
Bait Gathering Permit Fee	To gather bait from docks in Marinas	270	Year	Fee
Waiting List	Marina Waiting List Administrative Fee	\$60	Year (or Portion thereof), List	Fee
Visiting Vessel Permit Fee	Visiting Vessel Permit Fee	\$1.38	Foot/Night, \$18 Daily Minimum	Rent
Visiting Vessel FOB Key Charge	Charge for FOB key to access dock gate at marina	\$10	Key	Fee
Visiting Vessel-Short visit, up to four hours	Short visit, up to four hours	7	Visit	Rent
Visiting Vessel-Overtime Charge, for vessels not leaving by 12 o'clock noon	Overtime Charge, for vessels not leaving by 12 o'clock noon	\$35	Day Plus Daily Fee	Rent
Boatowner/Visiting Vessel Restroom Keys-Slip permittees	Refundable deposit for slip permittees	\$100	Key	Fee
Boatowner/Visiting Vessel Restroom Keys-Guest permittees	Refundable deposit for guest permittees	\$100	Key	Fee
Mail Box Key Deposit	Refundable deposit for mail box	100	Key	Fee
Power Stanchion Locks	Refundable deposit for locks for power stanchions	\$22	Lock	Fee
Land Lockers-3-foot locker	3-foot locker	\$8.50	Month	Fee
Land Lockers-4-foot locker or Bike Locker	4-foot locker or Bike Locker	\$10.05	Month	Fee
Small Boat Storage Rack Permit Fee	Small Boat Storage Rack Permit Fee	\$13.21	Month Payable in Advance	Fee

MASTER FEES AND CHARGES SCHEDULE

DEPARTMENT: PARKS, RECREATION, & MARINE				
Fee Name	Description	Fee	Per	Type
MARINE BUREAU - TIDELANDS FUNDS				
Marina Yard Storage Space-Non-profit organizations	Rental fee for non-profit organizations	50% of regular rate	Square Foot of Permitted Space per Month	Fee
Marina Yard Storage Space-For-profit organizations	Rental fee for for-profit organizations	\$0.75	Square Foot of Permitted Space per Month	Fee
Temporary Slip Authorization	Administrative Fee	\$50.24	Each	Fee
Temporary Slip - Late Fee	Penalty for late payment on month to month temporary slips.	10%	total fees owed/month of non-payment	Penalty
Towing Fee	Towing of unauthorized vessel (Lifeguard/Fire Department Fee)	\$175	Each	Fee
Impound Fee	Charged to owner for unauthorized vessel for: non-payment; not being in proper slip; improper or non-documentation; overstaying allotted time; or Marina rule(s) violation that is deemed necessary to impound vessel.	\$130	Each	Fee
Impound Fee for Vessels from Dry-Boat Storage Areas (On Land)	Fee to impound and release smaller vessels impounded by Marine Bureau. Impound vessels include kayaks, sabots, dinghies, lazars, etc. from land storage areas such as sand stakes along the Peninsula and Bayshore Dry-Boat Storage.	\$25	Occurrence	Fee
Storage Fee (Wet Storage)	Fee for unauthorized vessel impounded by the Marine Bureau. The vessel is then stored on the water once impounded.	\$3.00	Foot/Day	Fee
Storage Fee (Dry Storage)	Fee for unauthorized vessel impounded by the Marine Bureau. The vessel is then stored on land once impounded.	\$1.15	Day	Fee
Lien Process Fee	Charged to boat owner for abandoned vessel.	\$100-\$300	Occurrence	Penalty
Liveaboard Permit fee, permits issued on or after October 1, 2003-One Tenant	One Tenant	\$197	Month	Rent
Liveaboard Permit fee, permits issued on or after October 1, 2003-Second Tenant	Second Tenant	62	Each	Rent

MASTER FEES AND CHARGES SCHEDULE

DEPARTMENT: PARKS, RECREATION, & MARINE				
Fee Name	Description	Fee	Per	Type
MARINE BUREAU - TIDELANDS FUNDS				
Liveaboard Permit fee, permits issued on or after October 1, 2003-Additional Tenants	Additional Tenants	\$51	Each/Month	Rent
Liveaboard Permit fee, permits issued between July 1, 1995 - September 30, 2003-One Tenant	One Tenant	\$120	Month	Rent
Liveaboard Permit fee, permits issued between July 1, 1995 - September 30, 2004-Second Tenant	Second Tenant	\$45	Month	Rent
Liveaboard Permit fee, permits issued between July 1, 1995 - September 30, 2005-Third, and each additional Tenants	Third, and each additional Tenants	\$35	Each/ per Month	Rent
Liveaboard Permit fee, permit issued before July 1, 1995	Liveaboard Permit	115.00	Month	Rent
Live Aboard Key Deposit	Live aboards are issued a hard key to utilize in case the electronic FOB system malfunctions; often when boat owners leave the marina, these keys are not returned making it difficult to maintain control over security.	100	Each	Fee
Landing Permit Fee	At Commercial Floats	\$125 plus \$1 per foot, plus 5% of gross receipts	Each	Fee
Shoreboat, Rowboat, Yacht Tender	Mooring Fee	\$7	Foot/Month	Fee
Parking Decal Replacement	Replacement or non-returned penalty fee	\$60	Decal	Fee
Administrative Processing Fee	I) Reinstating a cancelled permit; II) completion of the permit process, but customer decides not to move in	\$153	Each	Fee
Slip Transfer Fee	Transfer to different slip	\$36	Transfer	Fee
Leave of Absence Fee	Leave of Absence from slip	\$68	Six-month Period	Fee
Bulletin Board Posting-8" x 5"	8" x 5"	32.15	Month	Fee
Bulletin Board Posting-8 1/2" x 11"	8 1/2" x 11"	55	Month	Fee

MASTER FEES AND CHARGES SCHEDULE

DEPARTMENT: PARKS, RECREATION, & MARINE				
Fee Name	Description	Fee	Per	Type
MARINE BUREAU - TIDELANDS FUNDS				
Harbor Structure Plan Check Fee-1 to 4 slips or spaces - 1st Submittal	Harbor Structure Plan Check Fee-1 to 4 slips or spaces - 1st Submittal. 1 to 4 slips or spaces	\$100 for First Submittal, \$35 for each additional submittal	Submittal	Fee
Harbor Structure Plan Check Fee-1 to 4 slips or spaces - Each Additional Submittal	Harbor Structure Plan Check Fee-1 to 4 slips or spaces - Each Additional submittal. 1 to 4 slips or spaces	\$35	Submittal	Fee
Harbor Structure Plan Check Fee-5 or more slips or spaces - 1st Submittal	Harbor Structure Plan Check Fee-1 to 4 slips or spaces - 1st Submittal. 5 or more slips or spaces	\$265 for First Submittal, \$35 for each Additional Submittal	Submittal	Fee
Harbor Structure Plan Check Fee-5 or more slips or spaces - Each Additional Submittal	Harbor Structure Plan Check Fee-5 or more slips or spaces - Each Additional Submittal	\$35	Submittal	Fee
Harbor Structure Plan Check Fee -Unpermitted Work	Penalty for failure to submit Harbor Structure Plans prior to commencement of construction	Applicable Plan Check Fees, plus Penalty of \$1,000	Penalty	Fee
Harbor Structure Construction Inspection Fee-Float and Brow	Float and Brow	\$100	Permit	Fee
Harbor Structure Construction Inspection Fee-Float, Brow & Pier	Float, Brow & Pier	135	Permit	Fee
Harbor Structure Construction Inspection Fee-Davits	Davits	10.35	Davit	Fee
Harbor Structure Construction Inspection Fee, Commercial Floats, 1 - 1,000 lineal feet	Commercial Floats, 1 - 1,000 lineal feet	2	Foot	Fee
Harbor Structure Construction Inspection Fee, Commercial Floats, over 1,000 lineal feet	Commercial Floats, over 1,000 lineal feet	\$1,555 plus \$0.30 per Foot/Permit for each Lineal Foot in Excess of 1,000 Lineal Feet	Lineal Foot	Fee
Harbor Structure Annual Inspection Fee-Float and Brow	Float and Brow	\$135	Year	Fee

MASTER FEES AND CHARGES SCHEDULE

DEPARTMENT: PARKS, RECREATION, & MARINE				
Fee Name	Description	Fee	Per	Type
MARINE BUREAU - TIDELANDS FUNDS				
Harbor Structure Annual Inspection Fee-Float, Brow & Pier	Float, Brow & Pier	\$135	Year	Fee
Harbor Structure Annual Inspection Fee-Davits	Davits	\$135	Davit/Year	Fee
Harbor Structure Annual Inspection Fee, Commercial Floats, 1 - 1,000 lineal feet	Commercial Floats, 1 - 1,000 lineal feet	2.2	Foot/Year	Fee
Harbor Structure Annual Inspection Fee, Commercial Floats, over 1,000 lineal feet	Commercial Floats, over 1,000 lineal feet	\$1,555 plus \$0.30 per Foot/Permit for each Lineal Foot in Excess of 1,000 Lineal Feet	Lineal Foot	Fee
Harbor Structure Reinspection Fee-Float and Brow	Float and Brow	\$135	Inspection	Fee
Harbor Structure Reinspection Fee-Float, Brow & Pier	Float, Brow & Pier	\$135	Inspection	Fee
Harbor Structure Reinspection Fee-Davits	Davits	\$135	Inspection	Fee
Harbor Structure Reinspection Fee, Commercial Floats, 1 - 1,000 lineal feet	Commercial Floats, 1 - 1,000 lineal feet	1.9	Foot/Inspection	Fee
Harbor Structure Reinspection Fee, Commercial Floats, over 1,000 lineal feet	Commercial Floats, over 1,000 lineal feet	\$1,555 plus \$0.30 per Foot/Permit for each Lineal Foot in Excess of 1,000 Lineal Feet	Lineal Foot	Fee
Harbor Structure Permit Transfer Fee-Float and Brow for Private or Commercial	Float and Brow	\$135	Each	Fee
Harbor Structure Permit Transfer Fee-Pier	Pier	\$135	Each	Fee
Seawall Mooring Permit Fee	Seawall Mooring Permit. No refunds will be given for change in the boat size.	\$11.50	Lineal Foot of Overall Length of Vessel/Year	Fee

MASTER FEES AND CHARGES SCHEDULE

DEPARTMENT: PARKS, RECREATION, & MARINE				
Fee Name	Description	Fee	Per	Type
MARINE BUREAU - TIDELANDS FUNDS				
Seawall Mooring Permit Late Payment Penalty	Penalty assessed for being 30 days past due of pay-by date for seawall mooring permit annual due	10%	30 Days	Penalty
Structure Launch Permit Fee-Launch of dock structure	Launch of dock structure	\$40	Launch	Fee
Structure Launch Permit Fee-Additional part of the same dock structure	Additional part of the same dock structure	\$15	Launch	Fee
Shore Mooring Permit Fee-Sandstake	Sandstake - No refunds given for cancellation within the permitted year.	\$295	11-Month Period	Fee
Shore Mooring Permit Fee-Bay Rack	Annual Fee for Rental of a Bay Rack - No refunds given for cancellation within the permitted year.	\$200	Year	Fee
Shore Mooring Permit Fee - Bay Rack (Second Vessel)	Annual Fee for second vessel stored in a permitted Bay Rack. Prerequisite: Patron must have a permitted bay rack and preapproval must be obtained by Marine Bureau. Fee is 50% of Bay Rack annual fee.	\$100	Year	Fee
Shore Mooring Permit Fee	Waiting List Administrative Fee (Shore Mooring)	\$33	Application	Fee
Dry Boat Storage	Dry Boat Storage, up to 25'	\$112	Month/Vessel or Partial Month	Fee
Dry Boat Storage - Transfer Fee	Transfer fee at Dry Dock Storage	\$28	Per Transfer	Fee
Dry Boat Storage - Non-Profit	Dry Boat Storage - Non-Profit	50% of regular rate	Per Month	Fee
Dry Boat Storage Reinstatement Fee	Charge assessed once dry boat storage permit is cancelled	\$25	Each	Penalty
Dry Boat Storage	Dry Boat Storage, up to 30'	\$140	Month/Vessel or Partial Month	Fee
Dry Boat Storage Wait-List Fee	Waiting list administrative fee for storage at Marine Stadium Lot and any future dry-boat storage locations.	\$33	Occurrence	Fee
Dredging of Private Property	Dredging of Private Property	605	Hour	Fee
Red Tag Removal Fee	Fee applied to boat owner when a red tagged item is removed/disposed of by City staff	40	Each Item Removed	Fee
Dock Box Cleaning Fee	Fee to cover staff cost of emptying out, cleaning and transporting of items left behind after boat owner leaves the marina. Propose minimum of 2 hours with a maximum of 4 hours.	\$44	Per Hour/2 Hour Minimum, 4 Hour Maximum	Fee

MASTER FEES AND CHARGES SCHEDULE

DEPARTMENT: PARKS, RECREATION, & MARINE				
Fee Name	Description	Fee	Per	Type
MARINE BUREAU - TIDELANDS FUNDS				
Newsletter Fee - 1/4th page Ad Space/Issue	1/4th page ad in the Marina Reader	\$200	Per Ad/Per Issue	Fee
Newsletter Fee - 1/8th page Ad Space/Issue	1/8th page ad in the Marina Reader	\$135	Per Ad/Per Issue	Fee
Slip Permit Holding Fee	Non-refundable fee to hold slip for 30 days, while owner obtains vessel	50% of actual slip monthly fee	Month	Fee
Shore Mooring Racks and Sandstake Transfer Fee	Request to transfer to another location within the permitted area	\$100	Per Transfer	Fee
Shore Mooring Racks and Sandstake Re-Instatement Fee	To reinstate customer who are past due on their account	\$100	Per Re-Instatement	Fee
FACILITY RENTAL FEES				
Non-profit Group Fundraising/Publicity/Promotional Events Fees				
Facility/Beach Rental Fees-Beach Rental: Less than 500 people	Facility Use Fee for rental of public beach for an event with less than 500 people.	\$405	Day	Rent
Facility/Beach Rental Fees-Beach Rental: 500 - 1,000 people	Facility Use Fee for rental of public beach for an event with 500 - 1,000 people.	\$980	Day	Rent
Facility/Beach Rental Fees-Beach Rental: 1,000 - 2,000 people	Facility Use Fee for rental of public beach for an event with 1,000 - 2,000 people	\$1,240	Day	Rent
Facility/Beach Rental Fees-Beach Rental: More than 2,000 people	Facility Use Fee for rental of public beach for an event with more than 2,000 people	\$2,065	Day	Rent
Marine Stadium Use Fee-Tier 1 (Monday through Friday)	Facility Use fee for an event that is free and open to the public, requires no participation fee and/or donation, requires no set up, no alcohol sales and/or consumption.	\$255	Event/Week day	Rent
Marine Stadium Use Fee-Tier 1 (Saturday and Sunday)	Facility Use fee for an event that is free and open to the public, requires no participation fee and/or donation, requires no set up, no alcohol sales and/or consumption. Event is held on a Saturday or Sunday.	\$510	Event/Week end	Rent
Marine Stadium Use Fee-Tier 4 (Saturday and Sunday)	Facility Use Fee for a private event in an enclosed venue with controlled access and exclusive use. Event is held on a Saturday or Sunday with a Marine Bureau Special Use Permit ONLY. NO ALCOHOL PERMITTED.	\$2,550	Event/Week end	Rent

MASTER FEES AND CHARGES SCHEDULE

DEPARTMENT: PARKS, RECREATION, & MARINE				
Fee Name	Description	Fee	Per	Type
MARINE BUREAU - TIDELANDS FUNDS				
Marine Stadium Use Fee-Tier 4 (Monday through Friday)	Facility Use Fee for a private event in an enclosed venue with controlled access and exclusive use with a Marine Bureau Special Use Permit ONLY. NO ALCOHOL PERMITTED.	\$1,275	Event/Week day	Rent
Marine Stadium Use Fee-Tier 3 (Saturday and Sunday)	Facility Use Fee for an event that is open to the public AND requires a participant ticket/fee/donation, with controlled access and exclusive use. Event is held on a Saturday or Sunday.	\$1,530	Event/Week end	Rent
Marine Stadium Use Fee-Tier 3 (Monday through Friday)	Facility Use Fee for an event that is open to the public AND requires a participant ticket/fee/donation, with controlled access and exclusive use.	\$765	Event/Week day	Rent
Marine Stadium Use Fee-Tier 2 (Saturday and Sunday)	Facility Use fee for an event that is open to the public AND requires a participant ticket/fee/donation, or a fundraising event (permittee must have a current Charitable Solicitation Permit on file with the City). Event is held on a Saturday or Sunday.	\$765	Event/Week end	Rent
On-Site Staff Fee	For custodial, monitoring, etc.	\$75	Per hour, minimum of 2 hours	Fee
Custodial Fee	Supply and Restock	\$75	Event	Fee
Tidelands Facility Rental Fee - Tier 1	Facility Use Fee for rental of 223 Marina Dr., Mossey Kent Park, 72nd, Marine Park, Marine Stadium Park, Colorado Lagoon, Naples Plaza, or other green spaces or docks in Tidelands as approved by the City. Tier 1 is defined as: an event that is free and open to the public, requires NO participation fee and/or donation, requires no set up, no alcohol sales and/or consumption.	\$305.00	Day	Rent
Tidelands Facility Rental Fee - Tier 2	Facility Use Fee for rental of 223 Marina Dr., Mossey Kent Park, 72nd, Marine Park, Marine Stadium Park, Colorado Lagoon, Naples Plaza, or other green spaces or docks in Tidelands as approved by the City. Tier 2 is defined as: an event that is free and open to the public, AND requires a participation fee and/or donation, or a fundraising event (Permittee must have a current Charitable Solicitation Permit on file with the City).	\$610.00	Day	Rent

MASTER FEES AND CHARGES SCHEDULE

DEPARTMENT: PARKS, RECREATION, & MARINE				
Fee Name	Description	Fee	Per	Type
MARINE BUREAU - TIDELANDS FUNDS				
Marine Stadium Use Fee-Tier 2 (Monday through Friday)	Facility Use fee for an event that is open to the public AND requires a participant ticket/fee/donation, or a fundraising event (permittee must have a current Charitable Solicitation Permit on file with the City).	\$385	Day	Rent
Tidelands Facility Rental Fee - Tier 3	Facility Use Fee for rental of 223 Marina Dr., Mossey Kent Park, 72nd, Marine Park, Marine Stadium Park, Colorado Lagoon, Naples Plaza, or other green spaces or docks in Tidelands as approved by the City. Tier 3 is defined as: an event that is open to the public AND requires a participant ticket/fee/donation, with controlled access and exclusive use.	\$1,020.00	Day	Rent
Cleaning Deposit	Rental facility cleaning deposit.	290	Day	Fee
Merchandise Sales	Sale of merchandise on City property	15%	Gross Sales	Fee
Permit Administrative Fee (Tidelands)	Permit Administrative Fee (Tidelands)	\$40	Each	Fee
Permit to Gather (Tidelands) 1-25 persons	Permit to Gather at non-reservable areas within Tidelands for private event. Limited to 1-25 persons.	\$0 plus \$40 Permit Admin Fee	Permit	Fee
Permit to Gather (Tidelands) 26 - 100 persons	Permit to Gather at non-reservable areas within Tidelands for private event. Limited to 26 - 100 persons	\$32 plus \$40 Permit Admin Fee	Permit	Fee
Permit to Gather (Tidelands) 101 - 200 persons	Permit to Gather at non-reservable areas within Tidelands for private event. Limited to 101 - 200 persons	\$86 plus \$40 Permit Admin Fee	Permit	Fee
Permit to Gather (Tidelands) 201+ persons	Permit to Gather at non-reservable areas within Tidelands for private event. Limited to 201+	\$180 plus \$40 Permit Admin Fee	Permit	Fee
ANIMAL CARE SERVICES				
THE FOLLOWING ANIMAL CARE SERVICES FEES ARE APPROVED BY THE LONG BEACH CITY COUNCIL THROUGH THE ADOPTION OF A RESOLUTION DURING A HEARING.				
ANIMAL CARE SERVICES FEES				
Redemption of animal previously released by owner	Fee to get back animal that was previously released to animal control by owner	\$15.00	Animal	Fee
Pickup/Impound/Capture/On-site Fee	Fee for Animal Control Officer to pick up an owner animal	\$120.00	Officer	Fee
Dog Adoption Fee	Spay and Neuter procedure, microchip, and rabies inoculation	Actual Cost of Staff and Supplies	Dog	Fee

MASTER FEES AND CHARGES SCHEDULE

DEPARTMENT: PARKS, RECREATION, & MARINE				
Fee Name	Description	Fee	Per	Type
ANIMAL CARE SERVICES FEES				
Cat Adoption Fee	Spay and Neuter procedure, microchip, and rabies inoculation	Actual Cost of Staff and Supplies	Cat	Fee
Adoption Promotion Fee	Special Adoption Promotion Fee to adopt animal from Animal Care Services	\$5 - \$50	Each	Fee
Collection Late Fee	Penalties will accrue per month and be added to the total balance owed to offset costs associated with the ongoing payment collections process.	10% of total fees owed/month of non-payment	Each	Penalty
Late Fee	Penalties will accrue per month and be added to the total balance owed to offset costs associated with the ongoing payment collections process up to a maximum of one hundred percent (100%) of the amount payable on the due date.	10%	total fees owed/month of non-payment	Penalty
Adoption - Rabbits		\$30.00	Each	Fee
Adoption - Pocket Pet (excluding rabbits)		\$10.00	Each	Fee
FEES FOR IMPOUNDING				
Impounding Dog or Cat	Processing of impounded dog or cat	\$15.00	Each Dog or Cat	Penalty
Impounding Livestock (cows, goats, sheep, pigs,	Processing of impounded livestock	\$15.00	Each Animal	Penalty
Impounding Fowl, Birds and Pocket Pets	Processing of impounded fowl, bird or pocket pet (including rabbits)	\$15.00	Each Animal	Penalty
NONSPAYED OR UNNEUTERED WHEN IMPOUNDED				
First Violation (unaltered)	Penalty charged for Impounded Unaltered dogs prohibited (F&A 30804.7)	\$35	Each dog	Penalty
Second Violation (unaltered)	Penalty charged for Impounded Unaltered dogs prohibited (F&A 30804.7)	\$50	Each dog	Penalty
Third and Subsequent Violations (unaltered)	Penalty charged for Impounded Unaltered dogs prohibited (FA 30804.7)	\$100	Each dog	Penalty
First Violation (unaltered)	Penalty charged for L.B.M.C. 6.16.085 violation (Impounded Unaltered cats prohibited (F&A 31751.7)	\$35	Each Cat	Penalty
Second Violation (unaltered)	Penalty charged for L.B.M.C. 6.16.085 violation (Impounded Unaltered cats prohibited (F&A 31751.7)	\$50	Each Cat	Penalty
Third and Subsequent Violations (unaltered)	Penalty charged for L.B.M.C. 6.16.085 violation (Impounded Unaltered cats prohibited (F&A 31751.7)	\$100	Each Cat	Penalty
FEES FOR BOARDING OR KEEPING				

MASTER FEES AND CHARGES SCHEDULE

DEPARTMENT: PARKS, RECREATION, & MARINE				
Fee Name	Description	Fee	Per	Type
FEES FOR BOARDING OR KEEPING				
Livestock Board and Keep	Fee for board and care of livestock	\$30 plus actual cost of outside board and care	Per Animal, Per day	Fee
Dogs, Cats, Pocket Pets Board and Keep (includes quarantined animals)	Fee for board and care of animals (dogs, cats, etc.)	\$35.00	Per Animal, Per day	Fee
Exotic animals	Fee for board and care of exotic animals	\$35.00	Per Animal, per day	Fee
DOG TAG FEES				
Dog License - 12 months (Unaltered)	12 month dog license fee for dogs over four months old that are Not altered (Not spay/neutered)	\$250.00	Dog	Fee
Dog License - 24 months (Unaltered)	24 month dog license fee for dogs over four months old that are Not altered (Not spay/neutered)	\$500.00	Dog	Fee
Dog license - 36 months (Unaltered)	36 month dog license fee for dogs over four months old that are Not altered (Not spay/neutered)	\$750.00	Dog	Fee
Dog license - 12 months (Unaltered, Senior Owner)	Dog license - 12 months (Unaltered, Senior Owner 60+ years or older)	\$125.00	Dog	Fee
Dog license - 24 months (Unaltered, Senior Owner)	Dog license - 24 months (Unaltered, Senior Owner 60+ years or older)	\$250.00	Dog	Fee
Dog license - 36 months (Unaltered, Senior Owner)	Dog license - 36 months (Unaltered, Senior Owner 60+ years or older)	\$375.00	Dog	Fee
Dog License - 12 months (Altered)	12 month dog license fee for dogs over four months old that are altered (spay/neutered)	\$28	Dog	Fee
Dog License - 24 months (Altered)	24 month dog license fee for dogs over four months old that are altered (spay/neutered)	\$56.00	Dog	Fee
Dog License - 36 months (Altered)	36 month dog license fee for dogs over four months old that are altered (spay/neutered)	\$84.00	Dog	Fee
Dog License Senior Citizen - 12 months (Altered)	12 month dog license fee for altered dog for 60+ resident, proof of age required*	\$14.00	Dog	Fee
Dog License Senior Citizen - 24 months (Altered)	24 month dog license fee for altered dog for 60+ resident, proof of age required*	\$28.00	Dog	Fee
Dog License Senior Citizen - 36 months (Altered)	36 month dog license fee for altered dog for 60+ resident, proof of age required*	\$42.00	Dog	Fee
Dog License Vicious Animal	License fee for owners of vicious animals includes the cost of hearing officer and associated costs, investigative hours, property inspection, license, spay & neuter. Does not include boarding fees, quarantine and penalties.	1125	Annual	Fee
CAT TAG FEES				

MASTER FEES AND CHARGES SCHEDULE

DEPARTMENT: PARKS, RECREATION, & MARINE				
Fee Name	Description	Fee	Per	Type
CAT TAG FEES				
Cat License Senior Citizen - 12 months (Altered)	12 month cat license fee for altered cat for 60+ resident, proof of age required	\$6.00	Per license	Fee
Cat License Senior Citizen - 24 months (Altered)	24 month cat license fee for altered cat for 60+ resident, proof of age required	\$12.00	Cat	Fee
Cat License Senior Citizen - 36 months (Altered)	36 month cat license fee for altered cat for 60+ resident, proof of age required	\$18.00	Cat	Fee
Cat License Non-Profit Rescue - 12 months	Cat license for certified non-profit rescue group and feral cat colony managers	\$0	Per license	Fee
Cat License - 12 months (Altered)	12 month license fee for altered cats (spay or neutered)	\$12.00	Cat	Fee
Cat License - 24 months (Altered)	24 month license fee for altered cats (spay or neutered)	\$24.00	Cat	Fee
Cat License - 36 months (Altered)	36 month license fee for altered cats (spay or neutered)	\$36.00	Cat	Fee
PENALTIES				
Animal License Late Fee	Fee for new/renewal licenses that are purchased late; applies to unaltered and altered Dogs and Cats	\$15.00	Per Year, Dog or Cat	Penalty
ISSUE DUPLICATE TAG				
Replacement License Tag	Fee to issue replacement license tag (altered/unaltered)	\$10.00	Per Pet	Fee
INOCULATIONS AND MEDICAL CARE				
Anti-Rabies - Dog/Cat	Fee for rabies vaccination - Dog/Cat	\$6	Vaccination	Fee
Bordetella	Fee for bordetella vaccination	\$25.00	Vaccination	Fee
Distemper/Parvo	Fee for distemper/parvo	\$25.00	Vaccination	Fee
Feline Viral Rhinotracheitis CP	Fee for feline viral rhinotracheitis CP vaccination (cat)	\$25.00	Vaccination	Fee
Microchip	Microchip Fee	\$15.00	Animal	Fee
PureVax	Merial nonadjuvanted rabies vaccination for cats.	\$25.00	Vaccination	Fee
Spay or Neuter - Dog	Staff time and supply costs to spay or neuter a dog	\$80.00	Each	Fee
Spay or Neuter - Cat	Staff time and supply costs to spay or neuter a cat	\$40.00	Each	Fee
X-Ray Prices				
X-Ray - Small	X Ray service - Small	\$90.00	Session	Fee
X Ray - Large	X Ray service - Large	\$230.00	Session	Fee
DROP OFF/OWNER RELINQUISHED ANIMALS (DOGS, CATS, OTHER)				

MASTER FEES AND CHARGES SCHEDULE

DEPARTMENT: PARKS, RECREATION, & MARINE				
Fee Name	Description	Fee	Per	Type
DROP OFF/OWNER RELINQUISHED ANIMALS (DOGS, CATS, OTHER)				
Relinquish/Drop Off Fee	Fee for owner to release placeable (adoptable) animal to Animal Care Services. Fee varies	\$.00	Animal	Fee
Relinquishment - Alive Animal of Non-Contract City Owner	Fee for non-residents to release an owned animal to animal care services (includes category above plus penalty)	\$115 penalty + applicable relinquishment fee	Animal	Fee
Stray/Non-Owner Relinquishment - Dead/Alive	No fee to release stray (not owned) animals to animal control	\$0	No Fee	Fee
DEAD ANIMAL DISPOSAL				
Dead Animal Surrender	Fee to dispose of a deceased pet	\$25.00	Animal	Fee
CAT TRAPS				
Deposit (covers replacement cost of trap and tax)	Deposit fee to rent cat trap; Deposit is forfeited after 30 days if trap is not returned or damaged	\$80	Trap	Fee
Rental Charge (per day of use)	Charge to rent cat trap - charge begins on the first day of rental	\$0.00	Day	Rent
Trap Pick-up or Drop-off (includes officer time)	Fee for animal control to pick-up or drop-off a trap	\$120.00	Pick-up/Drop Off	Fee
PERMITS				
Animal Display	Limited display of approved animals by a certified non-profit organization for the purposes of promoting adoption on city property; must have current business license and transfer permit	\$0	Event	Fee
Animal Exhibitions (circus, rodeos, battle re-enactments, dog shows promoting pure-bred animals and breeding etc.)	Fee for a minimum of (2) animal control officers for a minimum of (8) hours per day to monitor and enforce animal laws and administration time	\$1925.00	Day	Fee
Dog Breeding Permit Application	Fee to process dog breeding permit application - non-refundable (as stated in municipal code), includes police time	\$5255.00	Application	Fee
Dog Breeding Permit - Annual Renewal	Fee for dog breeding permit - non-refundable (as stated in municipal code)	\$1980.00	Annual	Fee
Animals Used in Commercial Setting	Permit fee for Animals Used in Commercial Setting	\$240.00	Day	Fee
Possession of Dangerous Animal	Permit fee for first dangerous animal (includes officer inspection and administration of permit)	\$610.00	Annual	Fee
Transfer for Sale Permit (exempted classes)	Transfer for Sale Permit (exempted classes)	\$0	Permit	Fee

MASTER FEES AND CHARGES SCHEDULE

DEPARTMENT: PARKS, RECREATION, & MARINE				
Fee Name	Description	Fee	Per	Type
PERMITS				
Transfer for Sale Permit (pet shops)	Fee for pet shops to sell/transfer animals (as stated in municipal code)	\$120.00	Annual	Fee
INVESTIGATIVE SERVICES				
Court Restitution	Reimbursement for animal control staff time needed to prepare/file court cases (per hour)	Actual Cost	Hour	Fee
INSPECTION FEES				
Veterinary Clinic	Fee charged for inspection of new/remodel veterinary clinics	\$240.00	Inspection	Fee
PET SHOP				
Pet Shops	Fee charged for plan review on new/remodel pet shops	\$240.00	Inspection	Fee
Pet Groomers	Fee charged for plan review on new/remodel pet grooming facilities	\$240.00	Inspection	Fee
KENNEL/ DAYCARE				
Kennel/Daycare Facilities	Fee charged for plan review on new/remodel kennels/animal day care facilities	\$240.00	Inspection	Fee
HORSE STABLES				
Boarding stables	Fee charged for plan review of new/remodel horse stables	\$240.00	Inspection	Fee
ADMINISTRATIVE PENALTIES FOR LONG BEACH MUNICIPAL CODE VIOLATIONS				
DOG LICENSING AND FOWL, RABBITS & GOATS				
First Violation	Penalty charged for L.B.M.C. Section 6.08 and 6.20 violations (Dog Licensing and Fowl, Rabbits & Goats)	\$100	Violation	Penalty
Second Violation within One Year of Initial Violation	Penalty charged for L.B.M.C. Section 6.08 and 6.20 violations (Dog Licensing and Fowl, Rabbits & Goats)	\$200	Violation	Penalty
Subsequent Violations	Penalty charged for L.B.M.C. Section 6.08 and 6.20 violations (Dog Licensing and Fowl, Rabbits & Goats)	\$250	Violation	Penalty
ANIMAL SHELTER, RABIES CONTROL, POLICE ANIMALS & ANIMAL REGULATIONS				
First Violation	Penalty charged for L.B.M.C. Sections 6.04; 6.12; 6.28; 6.16 excluding Sub-sections 6.16.080 & 6.16.190 violations	\$100	Violation	Penalty
Second Violation within One Year of Initial Violation	Penalty charged for L.B.M.C. Sections 6.04; 6.12; 6.28; 6.16 excluding Sub-sections 6.16.080 & 6.16.190 violations	\$200	Violation	Penalty
Subsequent Violations	Penalty charged for L.B.M.C. Sections 6.04; 6.12; 6.28; 6.16 excluding Sub-sections 6.16.080 & 6.16.190 violations	\$500	Violation	Penalty

MASTER FEES AND CHARGES SCHEDULE

DEPARTMENT: PARKS, RECREATION, & MARINE				
Fee Name	Description	Fee	Per	Type
ADMINISTRATIVE PENALTIES FOR LONG BEACH MUNICIPAL CODE VIOLATIONS				
ANIMAL BREEDING & TRANSFER				
First Violation - Alters animal	Penalty charged for L.B.M.C. Sections 6.16.080 & 6.16.190 violation	\$350	Violation	Penalty
Second Violation within One Year of Initial Violation	Penalty charged for L.B.M.C. Sections 6.16.080 & 6.16.190 violation	\$700	Violation	Penalty
Subsequent Violations	Penalty charged for L.B.M.C. Sections 6.16.080 & 6.16.190 violation	\$1,000	Violation	Penalty
VICIOUS ANIMAL PENALTIES				
First Violation - Failure to Surrender Vicious Animal	Penalty charged for L.B.M.C. Sections 6.16.260.C	\$350	Violation	Penalty
Second Violation within One Year of Initial Violation	Penalty charged for L.B.M.C. Sections 6.16.260.C	\$700	Violation	Penalty
Subsequent Violations	Penalty charged for L.B.M.C. Sections 6.16.260.C	\$1,000	Violation	Penalty
First Violation - Violation of Vicious Animal Rules	Penalty charged for L.B.M.C. Sections 6.16.290.C	\$350	Violation	Penalty
Second Violation within One Year of Initial Violation	Penalty charged for L.B.M.C. Sections 6.16.290.C	\$700	Violation	Penalty
Subsequent Violations	Penalty charged for L.B.M.C. Sections 6.16.290.C	\$1,000	Violation	Penalty
Deposit: Vicious Animal Appeal Process	Security deposit held for parties declared vicious. Deposit is refunded if the appeal is granted.	Cost of Citation	Appeal	Penalty
Deposit: Administrative Citation Appeal Process	Security deposit held for parties who request an appeal hearing for the issuance of an Administrative Citation. Deposit is refunded if the appeal is granted.	Cost of Citation	Appeal	Penalty
LATE PENALTY - CITATION				
LATE PENALTY OF 25% PER CITATION WHEN NOT PAID OR APPEALED WITHIN 30 DAYS OF CITATION ISSUE DATE				
Late Penalty fee for \$100 citation	Late Penalty fee for \$100 citation	\$25	Per late \$100 citation	Penalty
Late Penalty fee for \$200 citation	Late Penalty fee for \$200 citation	\$50	Per late \$200 citation	Penalty
Late Penalty fee for \$250 citation	Late Penalty fee for \$250 citation	\$62.50	Per late \$250 citation	Penalty
Late Penalty fee for \$350 citation	Late Penalty fee for \$350 citation	\$87.50	Per late \$350 citation	Penalty
Late Penalty fee for \$500 citation	Late Penalty fee for \$500 citation	\$125	Per late \$500 citation	Penalty
Late Penalty fee for \$700 citation	Late Penalty fee for \$700 citation	\$175	Per late \$700 citation	Penalty

MASTER FEES AND CHARGES SCHEDULE

DEPARTMENT: PARKS, RECREATION, & MARINE				
Fee Name	Description	Fee	Per	Type
ADMINISTRATIVE PENALTIES FOR LONG BEACH MUNICIPAL CODE VIOLATIONS				
Late Penalty fee for \$1000 citation	Late Penalty fee for \$1000 citation	\$250	Per late \$1,000 citation	Penalty
VETERINARY CARE				
Medications and Treatment	Medications and/or solutions administered to animal patient during treatment, including administration cost	Actual Cost	Animal	Fee
Non-Medical Treatment	Charge for additional medical treatment for impounded animals. This including grooming and miscellaneous medical treatment above and beyond normal impound procedures, including grooming or administering veterinarian mandated medical treatment, including pharmaceuticals. This is an hourly charge, with a minimum 1 hour per occurrence	Actual Cost	Actual cost. One Hour minimum	Fee
URBAN AGRICULTURE				
Urban Agriculture Fee for Goats (2)	Permit for residents who choose to own (2) goats. A permit for a single goat is not allowed.	\$240.00	Each	Fee
Urban Agriculture Fee for Chickens (5-20)	Permit for residents who choose to own more than 4 chickens	\$240.00	Each	Fee
GOLF OPERATIONS FEES				
<p>The following golf operations fees are subject to annual fee increases per Lease #17448 between the City of Long Beach and the American Golf Corporation (AGC), and reviewed by the Parks, Recreation and Marine Golf Advisory Committee. Under Lease #17448, fee increases may be at a rate equivalent to or less than the cumulative Consumer Price Index (CPI) since the last increase. Any changes above the CPI may be approved by the City Manager. Please reference the following for a listing of most current rates and charges: https://www.longbeach.gov/park/recreation-programs/sports-and-athletics/golf/</p>				
GOLF PLAY				
Rec Park 9 Replay Rate - Weekday	9-hole Replay	\$8	Person	Fee
Rec Park 9 Replay Rate - Weekend	9-hole Replay	\$10	Person	Fee
Rec Park 9 Cart Replay Rate	Cart Replay rate	\$7	Person	Fee
Chaperone Cart Rate	Rate for chaperones or spectators to ride with a paid golfer	\$5	Person	Fee
FOOTGOLF				
FootGolf - 9-holes Weekday	New rate for FootGolf on weekdays	\$12	Person	Fee
FootGolf - 9-holes Weekend	New rate for FootGolf on weekends	\$14	Person	Fee

MASTER FEES AND CHARGES SCHEDULE

DEPARTMENT: PARKS, RECREATION, & MARINE				
Fee Name	Description	Fee	Per	Type
FOOTGOLF				
FootGolf 9-holes Weekday Resident	New Resident rate for FootGolf on weekdays	\$10	Person	Fee
FootGolf 9-holes Weekend Resident	New Resident rate for FootGolf on weekends	\$12	Person	Fee
FootGolf - 9-holes Weekday - Junior	New Junior rate for FootGolf on weekdays	\$6	Person	Fee
FootGolf - 9-holes Weekend - Junior	New Junior Rate for FootGolf weekends	\$9	Person	Fee
PLAYERS CLUB				
Players Club Monthly Fee	Monthly membership fee	\$39.99	Person	Fee
Players Club Monthly Fee -Resident Discount	Monthly membership fee	\$29.99	Person	Fee
Players Club Access Fee - Regulation Courses - Standby With Cart	Course access fee within guidelines	\$25	Person	Fee
Players Club Access Fee- Regulation Courses - Twilight With Cart	Course access fee within guidelines	\$15	Person	Fee
Players Club Access Fee - Short Courses - With Reservation	Course access fee within guidelines	\$10	Person	Fee
Players Club Access Fee - Short Courses - Standby	Course access fee within guidelines	\$5	Person	Fee

MASTER FEES AND CHARGES SCHEDULE

DEPARTMENT: POLICE				
Fee Name	Description	Fee	Per	Type
Academy Training Facility Rental Fee	Government law enforcement agencies are charged direct costs for utilizing the Police Academy Range, Training and Classroom facilities. Direct costs include staffing, material and maintenance costs. Participating agencies are required to sign a facility use permit and provide proof of insurance endorsing the City of Long Beach.	At cost	At cost	Rent
Board-Up Fees during Business Hours	Police safety request to board up buildings/facilities at owner expense.	Variable and based on actual cost per invoice provided by the contractor detailing the amount and cost of the work required.	per instance	Fee
Electronic Extraction Fee	Cost recovery for the Long Beach Police Department to produce an electronic record should the request require data compilation, extraction or programming to produce the record. Requestors will be billed for the actual time spent compiling, extracting, or programming electronic records. Application of this fee is pursuant to California Government Code 6253.69(b). Requestors will be provided a quote for the applicable fee and a 50% deposit will be required of the requestor to complete the request for records.	Actual Cost	Request	Fee
Cannabis Background Investigation Fee	Applicants are charged a fee for background investigations	\$165	Owner/Manager	Fee
GENERAL FEES				
Board-Up Fees after Business Hours	Police safety request to board up buildings/facilities at owner expense.	Variable and based on actual cost per invoice provided by the contractor detailing the amount and cost of the work required.	per instance	Fee
Booking Fees	Criminal Justice Administrative Booking Fees can be collected if the person is convicted of any criminal offense related to the arrest.	\$165	Booked Prisoner	Fee

MASTER FEES AND CHARGES SCHEDULE

DEPARTMENT: POLICE				
Fee Name	Description	Fee	Per	Type
LiveScan Fee	Individuals requesting their fingerprints be submitted to the Department of Justice electronically are charged a "LiveScan Fee" by the Police Department. Additional fees charged by DoJ or FBI may apply.	\$37	Each Set of Fingerprints	Fee
Clearance Letter	Individuals are charged for a letter stating the background check performed is clear.	\$34.95	Letter	Fee
Exclusive Event	Private and commercial entities are charged for investigation and drafting of permit conditions.	\$144	Permit	Fee
Paid Solicitors Fee	Where paid solicitors are to be used, the person applying for a solicitation permit will furnish on forms prescribed by the Police Department, his/her photograph and fingerprints. A Fingerprint processing fee will be charged.	Live Scan Fee	Each set of fingerprints	Fee
Pedicab Driver/Operator - annual	Pedicab drivers/operators are charged for an investigation of criminal and driving history.	\$103	Permit	Fee
Police Report Request Fee	Police Report Request Fee, charged to citizens (crime victims are exempted), insurance companies, and data brokers seeking Police Reports.	\$25.10	Each Request	Fee
Promoters Registration Certificate	No promoter shall solicit, manage, or otherwise engage in the business of soliciting, or receiving, contributions for any person unless such promoter first obtains a promoter's registration certificate. To obtain said certificate, the promoter shall file with the police department, on forms provided thereby, at least ten (10) days prior to the proposed solicitation, an application for a certificate which shall be in writing and under oath.	\$32.70	Certificate	Fee
Promoter's Registration Certificate Bond	At the time of filing the application applicant shall file, and if he is granted a promoter's registration certificate shall thereafter maintain, a bond approved as to sufficiency by the city manager and as to form by the city attorney. Such bond shall be conditioned upon the payment of any direct pecuniary loss which may be sustained by any done or by any person on whose behalf any contribution is solicited or received resulting directly from any illegal act by the promoter.	\$6400	Bond	Fee
Repossession	Individuals are charged to retrieve their repossessed vehicle from the reposessor or legal owner.	17	Each Record	Fee
Rummage Sale	Non-profit organizations are charged for processing applications/permits to hold rummage sales.	\$19.60	Permit	Fee

MASTER FEES AND CHARGES SCHEDULE

DEPARTMENT: POLICE				
Fee Name	Description	Fee	Per	Type
Section 8 Background Check	Housing Authority is charged for background checks of applicants for Section 8 housing.	\$32.70	Check	Fee
Taxi Driver - Biennial	Taxi drivers are charged for an investigation of criminal and driving history (taxi permits are valid for two years - this change corrects previous language without affecting/changing the fee).	\$205	Permit	Fee
Taxi Owner - Addt'l Person on Application	Taxi owners are charged for an investigation of criminal and driving history and review of ownership interest/financial transactions.	\$103	Permit	Fee
Taxi Owner - Addt'l Share Purchase	Taxi owners are charged for a review of ownership interest/financial transactions.	\$103	Permit	Fee
Taxi Owner - Biennial	Taxi owners are charged for an investigation of criminal and driving history and review of ownership interest/financial transactions (same as above).	\$205	Permit	Fee
Taxi Owner - Corporation	Taxi owners are charged for an investigation of corporations and review of ownership interest/financial transactions.	\$103	Permit	Fee
Tow Truck Driver - Biennial	Tow truck drivers are charged for an investigation of criminal and driving history.	\$205	Permit	Fee
CURB PAINTING FEE SCHEDULE				
PD Processing Fee	Applicants are charged for background invest and permit process.	\$170	Permit	Fee
Charitable Solicitation	Charitable organizations are charged for an investigation to verify legitimate tax-exempt status.	\$52	Permit	Fee

MASTER FEES AND CHARGES SCHEDULE

DEPARTMENT: PUBLIC WORKS				
Fee Name	Description	Fee	Per	Type
Class F Wireless Right-of-Way Facility Permit	Fee charged to locate microcells from mobile service providers on public property	\$4470 per permit (for up to ten sites)	Per Permit	Fee
Expedited Fee Review	Request to expedite permit fee review	2x Base Fee	Each	Fee
Class B Public Art / Objects Permit	Review and inspection of the placement of public art or objects in the public right-of-way.	\$1290 plus estimate of costs for inspection.	Per Permit	Fee
Study Review & Consultation	Review of development project studies and needed consultation.	Charge the fully allocated hourly rate for all personnel involved plus any outside costs.	Instance	Fee
Extension of Time/Minor Revision of Permit	Review of a request for an extension of time or a minor revision of a permit.	\$100	Per Application	Fee
Miscellaneous Engineering Review	Review of miscellaneous Engineering projects not covered by other application fees.	Charge the fully allocated hourly rate for all personnel involved plus any outside costs.	Instance	Fee
Public Works Technology Surcharge	A surcharge on Engineering applications and permits to recover costs for needed technology.	3% of all Engineering Permit and Application Fees	Percent	Fee
Miscellaneous Public Works Services	Review of miscellaneous Public Works services not included in other fee services.	Charge the fully allocated hourly rates for all personnel used plus any outside costs.	Per Instance	Fee
Administrative Right-of-Way Inspection Citation Fee - Fourth Citation	This will allow staff to write administrative citations to entities who fail to comply with the Peak Hour Ordinance. The Peak Hour Directive seeks to minimize impacts to traffic flow by prohibiting work or obstructions in the ROW during peak traffic hours (6:00 a.m. to 8:30 a.m. and 3:30 p.m. to 6:30 p.m.).	\$1000	Citation	Penalty

MASTER FEES AND CHARGES SCHEDULE

DEPARTMENT: PUBLIC WORKS				
Fee Name	Description	Fee	Per	Type
Administrative Right-of-Way Inspection Citation Fee - Fifth and Subsequent Violations	This will allow staff to write administrative citations to entities who fail to comply with the Peak Hour Ordinance. The Peak Hour Directive seeks to minimize impacts to traffic flow by prohibiting work or obstructions in the ROW during peak traffic hours (6:00 a.m. to 8:30 a.m. and 3:30 p.m. to 6:30 p.m.). Citations can be issued daily.	\$2500	Citation	Penalty
Administrative Right-of-Way Inspection Citation Fee - Egregious Violation	This will allow staff to write administrative citations to entities who fail to comply with the Peak Hour Ordinance. The Peak Hour Directive seeks to minimize impacts to traffic flow by prohibiting work or obstructions in the ROW during peak traffic hours (6:00 a.m. to 8:30 a.m. and 3:30 p.m. to 6:30 p.m.). Citations can be issued daily. Citations can be issued daily.	\$1,500 or \$2,500 as determined by the violation	Citation	Penalty
Micro-Mobility Permit Fee	Fee charged for Micro-Mobility vendors to operate in the City of Long Beach.	\$25,000	Annually	Fee
Micro-Mobility Device Fee	Fee charged to Micro-Mobility vendors for each device operating in the City of Long Beach.	\$100/device	Annually	Fee
Micro-Mobility Daily Impound Fee	Fee charged to Micro-Mobility vendors for each unit found non-compliant with the Micro-Mobility standards discarded in the Public Right of Way and impounded by the Department of Public Works. \$25/day/vehicle.	\$25/day/device impounded	Per Day	Fee
Micro-Mobility Non-Compliance Fee (Discarded device in public ROW)	Fee charged to Micro-Mobility vendors for each device discarded in the Public Right of Way and impounded by the Department of Public Works.	\$100/Device Impounded	Per Device	Fee
Micro-Mobility Non-Compliance Fee (Device outside of designated vendor parking zone or exceeding designated parking zone capacity)	Fee charged to Micro-Mobility vendors for each Micro Mobility device found re-balanced outside of designated vendor parking zone or exceeding designated parking zone capacity.	\$100/device impounded	Per Device	Fee
Micro-Mobility Non-Compliance Fee (Device noncompliant with ADA requirements)	Fee charged to Micro-Mobility vendors for each Micro Mobility Device found noncompliant with ADA requirements and situation not remedied within 2 hours.	\$100/Device Impounded	Per Device	Fee
Micro-Mobility Non-Compliance Fee (Device left unattended for more than 24 hours)	Fee charged to Micro-Mobility vendors for each Micro Mobility Device left unattended for more than 24 hours (unless within the limits of a parking zone).	\$100/Device impounded	Per Device	Fee

MASTER FEES AND CHARGES SCHEDULE

DEPARTMENT: PUBLIC WORKS				
Fee Name	Description	Fee	Per	Type
Micro-Mobility Non-Compliance Fee (Device fails to meet the minimum equipment requirements)	Fee charged to Micro-Mobility vendors for each Micro Mobility Device that fails to meet the minimum equipment requirements in Micro-Mobility Permit Section 3.4.1. and/or requirements set forth by CVC 21201.	\$100/device impounded	Per Device	Fee
Micro-Mobility Non-Compliance Fee (Damaged Device available for public use or left in the public right-of-way)	Fee charged to Micro-Mobility vendors for each damaged Micro Mobility device available for public use or left in the public right-of-way.	\$100/device impounded	Per Device	Fee
Micro-Mobility Non-Compliance Fee (Device not removed as requested)	Fee charged to Micro-Mobility vendors for each Micro Mobility Device not removed as requested for special event or emergency as per CVC 312.5.2.	\$100/Device impounded	Per Device	Fee
Micro-Mobility Non-Compliance Fee (Device quantity exceeds vendor's maximum allowed Citywide capacity)	Fee charged to Micro-Mobility vendors if the Micro Mobility Device quantity exceeds vendor's maximum allowed Citywide capacity.	\$100/device impounded	Per Device	Fee
Micro-Mobility Non-Compliance Fee (Device speed exceeds maximum)	Fee charged to Micro-Mobility vendors for each Micro Mobility Device that exceeds the maximum speed set forth by CVC 22411 (e-scooters: 15 MPH) and (e-bikes: 20 MPH).	\$100/device impounded	Per Device	Fee
Virginia Village Parking Lot - Hourly Rate	Lot located at 5301 Long Beach Blvd. \$1/Hour.	\$1	Hour	Rent
Micro-Mobility Non-Compliance Fee (Device deployed by non-permitted vendor)	Fee charged to vendors for each Micro Mobility Device deployed by non-permitted vendor.	\$100/device Impounded	Per Device	Fee
Engineering Permit Appeal - Public Walkways Occupancy Permit - Applicant	Fee to cover appeal processing of public walkways occupancy permit (includes Wireless Telecommunications Facilities Permit). Deposit fee is refunded if the appeal is granted.	\$2310	Appeal	Fee
Engineering Permit Appeal - Public Walkways Occupancy Permit - Third Party	Fee to cover appeal processing of public walkways occupancy permit (includes Wireless Telecommunications Facilities Permit). Deposit fee is refunded if the appeal is granted.	\$1000	Appeal	Fee
City Place - Transient Parking	Transient Parking - Each 30 minutes beyond 2 hours	\$2.00	Hour	Rent
Class E Public Walkway Occupancy Permit - Renewal	Fee to cover permit processing of public walkway occupancy permits. Permit Renewal.	\$760 plus estimate of costs for inspection.	Per Permit	Fee
ENVIRONMENTAL SERVICES				

MASTER FEES AND CHARGES SCHEDULE

DEPARTMENT: PUBLIC WORKS				
Fee Name	Description	Fee	Per	Type
Special Pickup - Oversized Item	Fee to pick up oversized item(s), which would be an item that does not fit in bin. Up to 5 items allowed per pickup. The first four special pick-ups per year are free of charge.	\$7.65	Pick up	Fee
Excess Refuse	Fee to collect refuse not stored in carts.	\$110	Hour	Fee
Automated Cart Exchange	Fee to replace cart if at request per customer.	\$42.53	Cart	Fee
Tire Collection per Tire	Fee to pick up tire(s) from residential account only. The first four special pick-ups per year are free of charge.	\$4.81	Tire	Fee
Special Collection 2-yard Bin	Fee for an additional pick up of a 2-yard bin which would be in addition to regular service.	\$39.60	Pick up	Fee
Special Collections - 300 gal Cart	Fee for an additional pick up of a 300 gallon cart which would be in addition to regular service.	\$23.87	Pick up	Fee
Special Collections - 100 gal Cart	Fee for an additional pick up of a 100 gallon cart which would be in addition to regular service.	\$15.12	Pick up	Fee
Special Collections - 64 gal Cart	Fee for an additional pick up of a 64 gallon cart which would be in addition to regular service.	\$14.18	Pick up	Fee
Roll Off Service	Fee to provide roll off bin up to six tons.	\$300	Bin	Fee
Late Setout/Locked	Fee to collect refuse or recycling if operator needs to return to site due to bin not being set out or area is locked.	\$17.01	Pick up	Fee
Bin/Barrel/Cart Rollout	Fee to have bins rolled out to curb.	\$10.05	Pick up	Fee
Account Reinspection	Fee to reinspect account if overflow determined responsibility of client.	\$55	Inspection	Fee
Refuse Transportation Permit Fee	Fee for Private Hauler Permit	\$25.00	Permit	Fee
Rental for 2-yard bin	Fee to rent bin from City	\$25.00	Bin	Rent
Rental for 3-yard bin	Fee to rent bin from City	\$35.00	Bin	Rent
Refuse Transportation Permit Application Fee	Fee for private haulers to apply for refuse transportation permits.	\$10,000	Permit Application	Fee
Refuse Hauler Business Fee - AB 939 Fee	Private Waste Haulers pay the costs of preparing, adopting and implementing an integrated waste management plan pursuant to the State of California Integrated Waste Management Act of 1989 (AB 939).	10%	Gross Receipts	Fee

MASTER FEES AND CHARGES SCHEDULE

DEPARTMENT: PUBLIC WORKS				
Fee Name	Description	Fee	Per	Type
Illegal Haulers, Default and Impound Fee	Fees for illegal haulers who operate in the City, permitted haulers who default with all permit requirements, and impound fees for violations. Any cost incurred to the City for the removal of illegal receptacles or hauling vehicles, including but not limited to cost of removal and storage, and any attorney fees, if applicable. Each subsequent incident of violation shall be subject to an administrative fee of \$1,000 in addition to any other costs stated above.	\$1,000 + costs	Violation	Penalty
Transferability of Refuse Transportation Permits	Fee for private haulers to apply for the transfer of a refuse transportation permit. A nonrefundable fee for applying for the transfer of a refuse transportation permit by resolution to reimburse the City for the actual costs of processing the application and transferring the refuse transportation permit.	\$1,030	Per Transfer Permit	Fee
FACILITIES				
Guard Rail/Fencing Barrier Repair during Business Hours	Street Maintenance Division staff respond to Police requests to repair guard rail or fencing barriers damaged by vehicles. Cost billed to responsible party named in the police damage report, if known.	Charge the fully allocated hourly rates for all personnel used plus any outside costs.	Occurrence	Fee
Guard Rail/Fencing Barrier Repair after Business Hours	Street Maintenance Division staff respond to Police requests to repair guard rail or fencing barriers damaged by vehicles. Cost billed to responsible party named in the police damage report, if known.	Charge the fully allocated hourly rates for all personnel used plus any outside costs.	Occurrence	Fee
Civic Center Facilities - Special Events Usage or Damage Repairs during Business Hours	Fee charged to provide Public Service Bureau staff presence at special events or to repair damage at a Civic Center facility. Fee charged to non-city agency/person requesting services or responsible parties named on the police damage report.	Charge the fully allocated hourly rates for all personnel used plus any outside costs.	Occurrence	Fee
Civic Center Facilities - Special Events Usage or Damage Repairs after Business Hours	Fee charged to provide Public Service Bureau staff presence at special events or to repair damage at a Civic Center facility. Fee charged to non-city agency/person requesting services or responsible parties named on the police damage report.	Charge the fully allocated hourly rates for all personnel used plus any outside costs.	Occurrence	Fee
Non-Civic Center Facilities - Damage Repairs during Business Hours	Fee charged to responsible party named on a police damage report for Facilities Maintenance Division staff to repair damage at a non-Civic Center facility.	Charge the fully allocated hourly rates for all personnel used plus any outside costs.	Occurrence	Fee

MASTER FEES AND CHARGES SCHEDULE

DEPARTMENT: PUBLIC WORKS				
Fee Name	Description	Fee	Per	Type
Non-Civic Center Facilities - Damage Repairs after Business Hours	Fee charged to responsible party named on a police damage report for Facilities Maintenance Division staff to repair damage at a non-Civic Center facility.	Charge the fully allocated hourly rates for all personnel used plus any outside costs.	Occurrence	Fee
LAND DEVELOPMENT ACTIVITIES				
Tieback Mitigation Fee	Tieback application fee for non-removal of tiebacks related to subsurface shoring installations that are left in place between eight(8) feet and twenty (20) feet below the established grade.	\$1155	Tieback	Fee
PROCESSING FEE SCHEDULE				
SUBDIVISION PROCESSING FEE SCHEDULE				
Site Plan Review	Fee to cover expenses for staff involvement in Site Plan Review, Conceptual Site Plans and AUP/CUP.	\$3915	Application	Fee
Class C/D ROW Excavation / Park Improvement - Plan Review	Fee for review of drawings of required public improvement.	\$1210 plus estimate of costs for inspection.	Sheet	Fee
Tentative Map Review	Developers and Sub-dividers to review site plans for establishment of conditions for approval.	\$1790	Application	Fee
Final Parcel Maps	Fees related to the processing of a final Parcel map and any services received from professional consulting services per LBMC 20.16.050.	\$4415	Per map	Fee
Waived Parcel Map	Fees related to the processing of a waived Parcel map and any services received from professional consulting services per LBMC 20.16.050.	\$3600	Per map	Fee
Tract Maps: < 20 Lots/Units	Fees related to the processing of a final Tract map and any services received from professional consulting services per LBMC 20.16.050.	\$8245	Per map	Fee
Tract Maps: > 21 Lots/Units	Fees related to the processing of a final Tract map and any services received from professional consulting services per LBMC 20.16.050.	\$8,245 per map + \$55 For Each Lot/Unit Over 20	Per map	Fee
Revisions or Excess Plan/Map Review	Review of revisions to an approved plan/map or excess map/plan review due to the actions of the applicant.	30% of Initial Fee Per Revision/Submittal	Each	Fee

MASTER FEES AND CHARGES SCHEDULE

DEPARTMENT: PUBLIC WORKS				
Fee Name	Description	Fee	Per	Type
PROCESSING FEE SCHEDULE				
Field Boundary Check or Recheck	Developers and Sub-dividers to cover survey services to investigate the boundaries of parcels.	Charge the fully allocated hourly rate for all personnel involved plus any outside costs.	Each	Fee
Field Site Review and/or Improvement Certification	Fee to cover field investigation of required public improvements.	Charge the fully allocated hourly rate for all personnel involved plus any outside costs.	Each	Fee
Lot Line Adjustment	Fee to cover survey services to adjust the legal boundary of a parcel and any services received from professional consulting services per LBMC 20.16.050.	\$1825	Per application	Fee
Parkway Tree Planting	Fee to cover purchase and installation of tree.	Charge the fully allocated hourly rates for all personnel used plus any outside costs.	Each Tree	Fee
PARKING METER FEES				
Parking Meter Zone 34	Parking Meter Fee for newly installed parking meters along 4th Street between Hermosa Avenue and Temple Avenue, including side streets intersecting 4th Street (Parking Meter Zone 34) \$1.00 per hour from 10:00 a.m. to 9:00 p.m., Monday through Sunday, excluding holidays, for a maximum of 3 hours per RES-18-0171.	\$1.00	Hour	Fee
Parking Meter Zone 31	Parking Meter Fee for newly installed parking meters on the South side of Ocean Boulevard between Termino Avenue and Bennett Avenue (Parking Meter Zone 31) \$0.50 per hour from 10:00 a.m. to 7:00 p.m., Monday through Sunday, excluding holidays, for a maximum of 2 hours	\$0.50	Hour	Fee
Parking Meter Zone 32	Olympic Plaza between Termino Avenue and Bennett Avenue (Parking Meter Zone 32) \$0.50 per hour from 10:00 a.m. to 7:00 p.m., Monday through Sunday, excluding holidays, for a maximum of 2 hours	\$0.50	Hour	Fee

MASTER FEES AND CHARGES SCHEDULE

DEPARTMENT: PUBLIC WORKS				
Fee Name	Description	Fee	Per	Type
Parking Meter - Zones 19, 20, 21, 22, 23, 24, 25	<p>Hourly parking meter rate for Parking Meter Zones 19 - 25 as established by LBMC 10.28.130 to a maximum of \$2.00 per hour with a four-hour maximum.</p> <p>Parking Meter Zone locations:</p> <p>(19): Pine Avenue between Seaside Way and its southerly terminus. (20): Shoreline Drive between Linden Avenue and Aquarium Way; the north side of Shoreline Drive from Chestnut Place to Cedar Avenue; the north side of Shoreline Drive from Aquarium Way to Pine Avenue; and the south side of Shoreline Drive from Pine Avenue to Shoreline Village Drive. (21): Aquarium Way between Shoreline Drive and Seaside Way. (22): Cedar Avenue between Shoreline Drive and Seaside Way. (23): Bay Street between Cedar Avenue and Pine Avenue. (24): The Paseo between Aquarium Way and Pine Avenue. (25): Seaside Way between Linden Avenue and Golden Shore.</p>	\$2.00	Hour	Fee
Parking Meter Zone One	Hourly parking meter rate for Parking Meter Zone One - 10am -7pm / 7 days a week, excluding holidays, at \$.75 / hr, with a maximum purchase of 2 hours.	\$.75	Hour	Fee
Parking Meter - Belmont Shore, 2nd Street Lots	Hourly parking meter rate for Parking Meter - Belmont Shore, 2nd Street lots including lots at the cross streets of Argonne Ave & 2nd Street, Granada Ave & 2nd Street, Corona Ave & 2nd Street, Covina Ave & 2nd Street, Glendora Ave & 2nd Street, Pomona Ave & 2nd Street, Santa Ave & 2nd Street, and Park Ave & 2nd Street, 10am -7pm / 7 days a week, excluding holidays, at \$1/hr., with a maximum purchase of 2 hours.	\$1.00	Hour	Fee
Subzone A- Parking Meter Zone One	Hourly parking meter rate for Parking Meter Zone One - Subzone A at 189 Park Ave. 10am-7pm / 7 days a week, excluding holidays, at \$.75 / hr, with a maximum of \$3.00 per day.	\$.75	Hour	Fee
Parking Meter Zones 4,5,6	Hourly parking meter rate for Parking Meter Zones Four, Five and Six in the Downtown periphery as established by LBMC 10.28.130 to a maximum of \$1.00 per hour.	\$1.00	hour	Fee

MASTER FEES AND CHARGES SCHEDULE

DEPARTMENT: PUBLIC WORKS				
Fee Name	Description	Fee	Per	Type
Parking Meter Zones 2,3,18	Hourly parking meter rate for Parking Meter Zones Two, Three and Eighteen in the Downtown core as established by LBMC 10.28.130 to a maximum of \$1.50 per hour.	\$1.50	hour	Fee
PARKING MANAGEMENT				
Market Lot - Transient Parking	Hourly parking meter rate for Market Lot (5412 Long Beach Boulevard) - \$1.00 per hour from 8:00 a.m. to 8:00 p.m., Monday through Sunday	\$1.00	Hour	Rent
Monthly Parking Permit - Late Payment Processing (non-Coastal jurisdiction areas)	Fee will accrue per month and be added to the total balance owed to offset costs associated with the ongoing payment collections process.	\$15	Per Month of non-payment	Fee
Catalina Lot Monthly Parking Permit	Catalina Lot Monthly Parking Permit	\$60	Month	Rent
Catalina Lot Oversized Vehicle Daily Parking Fee	Catalina Lot Oversized Vehicle Daily Parking Fee	\$20	Day	Rent
Catalina Lot Special Event Parking	Catalina Lot Special Event Parking	\$8.00 to \$20.00 per day, to be determined by the City Manager	Day	Fee
City Place - Open Surface Lot (Daily Parking)	City Place - Open Lot has 56 parking spaces with usage charges at \$1.00/hour for 46 of the spaces and the remaining 8 parking spaces designated as handicap is free of charge. 50 E. 5th Street at the Promenade.	\$1 per hour	Per Hour	Rent
City Place - Open Lot (Handicap)	City Place - Open Lot Handicap designated 8 parking spaces free of charge	Free Per Hour	per hour	Rent

MASTER FEES AND CHARGES SCHEDULE

DEPARTMENT: PUBLIC WORKS				
Fee Name	Description	Fee	Per	Type
The Pike Parking Structure - Basic Rate (no validation), Hotel Guest Self-Parking (no in/out privileges)	Basic Rate (no validation), Hotel Guest Self Parking (no in/out privileges)	Free First 30 minutes \$3.00 - 30 minutes - 1.5 hours \$6.00 - 1.5 hours - 2.5 hours \$9.00 - 2.5 hours - 4 hours \$12.00 - 4 hours - 5 hours \$15.00 - 5 hours - 8 hours \$16.00 - 8 hours - 24 hours Valet: parking: add \$5.00 premium to rates listed above.	Hourly	Fee
The Pike Parking Structure - Retail/Restaurant Validation	Retail/Restaurant Validation	Free - First 2 hours \$3.00 2 - 3 hours \$6.00 3 - 4 hours \$9.00 4 - 5 hours \$12.00 5 - 6 hours \$15.00 6 - 8 hours \$16.00 8 - 24 hours Valet parking: add \$5.00 premium to rates listed above.	Hourly	Fee

MASTER FEES AND CHARGES SCHEDULE

DEPARTMENT: PUBLIC WORKS				
Fee Name	Description	Fee	Per	Type
The Pike Parking Structure - Cinema/IMAX Validation	Cinema/IMAX Validation	Free - First 3.5 Hours \$6.00 - 3.5 - 4 Hours \$9.00 - 4 - 5 Hours \$12.00 - 5 - 6 Hours \$15.00 - 6 - 8 Hours \$16.00 - 8 - 24 Hours Valet parking: add \$5.00 premium to rates listed above.	Hourly	Fee
The Pike Parking Structure - Hotel Guest Valet (with in/out privileges)	Hotel Guest Valet (with in/out privileges)	\$21.00 per night, from 2pm until 12pm check-out	nightly	Fee
The Pike Parking Structure - Special Event	Special Event	\$8.00 - \$20.00 per day, to be determined by the City Manager	daily	Fee
The Pike Parking Structure - Aquarium Validation	Aquarium Validation	\$8.00 for the first 24 hours, then the basic rate thereafter	daily	Fee
The Pike Parking Structure - Pier Point Landing/Boat Operator	Pier Point Landing/Boat Operator	\$8.00 until 3am, then becomes overnight rate of \$16.00 until 12pm. A new \$8.00 rate applies from 12pm until 3am.	daily	Fee
The Pike Parking Structure - Lost Ticket	Lost Ticket	\$24.00	per ticket	Fee

MASTER FEES AND CHARGES SCHEDULE

DEPARTMENT: PUBLIC WORKS				
Fee Name	Description	Fee	Per	Type
The Pike Parking Surface Lot - Basic Rate (no validation)	Basic Rate (no validation)	Free First 25 minutes \$5.00 25 min. - 2 Hours \$7.00 2 - 3 Hours \$9.00 3 - 3.5 Hours \$11.00 3.5 - 4 Hours \$13.00 4 - 4.5 Hours \$15.00 4.5 - 5 Hours \$17.00 5 - 5.5 Hours \$19.00 5.5 - 6 Hours \$21.00 6 - 24 Hours Valet parking: add \$5.00 premium to rates listed above.	Hourly	Fee

MASTER FEES AND CHARGES SCHEDULE

DEPARTMENT: PUBLIC WORKS				
Fee Name	Description	Fee	Per	Type
The Pike Parking Surface Lot - Any Pike Tenant Validation	Any Pike Tenant Validation	Free First 25 minutes \$1.00 25 min. - 1 Hour \$3.00 1 - 2 Hours \$5.00 2 - 3 Hours \$9.00 3 - 3.5 Hours \$11.00 3.5 - 4 Hours \$13.00 4 - 4.5 Hours \$15.00 4.5 - 5 Hours \$17.00 5 - 5.5 Hours \$19.00 5.5 - 6 Hours \$21.00 6 - 24 Hours Valet parking: add \$5.00 premium to rates listed above.	Hourly	Fee
The Pike Parking Surface Lot - Special Event	Special Event	\$8.00 - \$20.00 per day, to be determined by the City Manager	Daily	Fee
The Pike Parking Surface Lot - Lost Ticket	Lost Ticket	\$26.00	Per Ticket	Fee
Beach Parking Pass (Annual)	Annual Parking Pass for Designated Beach Parking Lots. All passes expire December 31st.	\$155	Annual Rate	Rent
Beach Parking Pass (Senior)	Senior Rate - Parking Pass for Designated Beach Parking Lots. All passes expire December 31st.	\$75	Annual Rate	Rent
Beach Parking Permit Replacement Fee - (Daytime)	Replacement fee for lost permits - Daytime	\$25	Each	Fee
Beach Parking FOB	FOB for Designated Beach Parking Lots After Hours Entry. Patron must purchase an annual overnight beach parking permit.	\$25	Each	Fee
Overnight Beach Parking Pass (Annual)	Parking Pass Allowing Holder to Park in Designated Beach Parking Lots After Hours. All passes expire on December 31st.	\$336	Annual Rate	Rent

MASTER FEES AND CHARGES SCHEDULE

DEPARTMENT: PUBLIC WORKS				
Fee Name	Description	Fee	Per	Type
Beach Parking - Paystations	Paystations in Beach Parking Lots	\$0.50 - \$1	15 Minutes	Rent
Parking Fee in Tidelands Parking Lots	All-day Parking Pass in Tidelands parking lots.	\$10	Day/Vehicle	Rent
Electric Vehicle Charging Fee (Level 2) (Peak-Rate)	Level 2 charging at electric vehicle charging stations in various public parking structures/lots under the "ChargeReady" program. Peak-Rates (Summer Rates) are from June 1st - September 30th Peak-Rate: \$0.3277 - 0.3450/kWh (Kilowatt per Hour)	\$0.3277 - 0.3450/kWh (Kilowatt per Hour)	kWh	Fee
Electric Vehicle Charging Fee (Level 2) (Non Peak-Rate)	Level 2 charging at electric vehicle charging stations in various public parking structures/lots under the "ChargeReady" program. Non Peak-Rates (Winter Rates) are from October 1st - May 31st. Non-Peak-Rate: \$0.2404 - 0.2531/kWh (Kilowatt per Hour)	\$0.2404 - 0.2531/kWh (Kilowatt per Hour)	kWh	Fee
Electric Vehicle Charging Fee (Level 3) (Non Peak-Rate)	Level 3 charging at electric vehicle charging stations in various public parking structures/lots under the "ChargeReady" program. Non Peak-Rates (Winter Rates) are from October 1st - May 31st. Non-Peak-Rate: \$0.2641 - 0.2780/kWh (Kilowatt per Hour).	\$0.2641 - 0.2780/kWh (Kilowatt per Hour)	kWh	Fee
Electric Vehicle Charging Fee (Level 3) (Peak-Rate)	Level 3 charging at electric vehicle charging stations in various public parking structures/lots under the "ChargeReady" program. Peak-Rates (Summer Rates) are from June 1st - September 30th. Peak-Rate: \$0.3600 - 0.3790/kWh (Kilowatt per Hour).	\$0.3600 - 0.3790/kWh (Kilowatt per Hour)	kWh	Fee
Aquarium Parking Rates				
Aquarium Garage - Transient Parking	Transient Parking	\$2.75	30 minutes	Rent
Aquarium Garage - Events	Events (Determined by City Manager)	\$6 - \$20	Rate to be determined by the City Manager on a per event basis	Rent
Aquarium Garage - Lost Ticket	Lost Ticket	\$15	Lost Ticket	Rent
Aquarium Garage - Maximum Daily Rate	Maximum Daily Rate	\$15	Day	Rent
Aquarium Garage - Validated Tickets	Validated Parking Tickets	Free	First 90 minutes	Rent
Aquarium Garage - Validated Parking Tickets Exceeding 90 Minutes	Validated Parking Tickets Exceeding 90 Minutes	\$3.50	91 minutes to 3.0 hours	Rent

MASTER FEES AND CHARGES SCHEDULE

DEPARTMENT: PUBLIC WORKS				
Fee Name	Description	Fee	Per	Type
Aquarium Parking Rates				
Aquarium Garage - Validated Parking Tickets Exceeding 90 Minutes	Validated Parking Tickets Exceeding 90 Minutes	\$2.75	Each additional 30 minutes beyond 4.0 hours	Rent
Aquarium Garage - Validated Parking Tickets Exceeding 90 Minutes	Validated Parking Tickets Exceeding 90 Minutes	\$5.25	3-4 Hours	Rent
Aquarium Garage - Cinemark Validated Parking Tickets	Cinemark Validated Parking Tickets	Free	First 3 hours	Rent
Aquarium Garage - Aquarium & Pierpoint Landing Guests	Aquarium & Pierpoint Landing Guests	\$8	Day	Rent
Aquarium Garage - Monthly Permits	Monthly Permits	\$70	Month	Rent
Aquarium Garage - Aquarium Employees	Aquarium Employees	\$4	Day	Rent
Aquarium Garage - Advanced Sales - Aquarium Guests	Advanced Sales - Aquarium Guests	\$8	Day	Rent
Aquarium Garage - Grand Prix Valet	Grand Prix Valet	\$12	Day	Rent
Aquarium Garage - Aquarium Member Parking Passes	Aquarium Member Parking Passes	\$20	5 Days	Rent
Aquarium Garage - Pre-Paid Parking Passes	Pre-Paid Parking Passes	\$8	Day	Rent
City Place Parking Rates				
City Place (A,B, & C) - Monthly Daytime Permit - Public	Monthly Daytime Permits - Public Valid Sunday through Saturday from 8AM - 8PM	\$45	Month	Rent
City Place (A, B, & C) Monthly Nighttime Permit - Public	Monthly Nighttime Permit - Public Valid Sunday through Saturday from 8PM - 8AM	\$45	Month	Rent
City Place (A, B, & C) - Monthly Day/Night Permits - Public	Monthly Day/Night Permit - Public Valid Day and Night	\$80	Month	Rent
City Place - Monthly Permits - Employees	Monthly Permits - Employees	\$15	Month	Rent
City Place - Monthly Permits - Griffis Residents	Monthly Permits - Griffis Residents	\$54.29	Month	Rent
City Place - Lost Ticket	Lost Ticket	\$12	Lost Ticket	Rent

MASTER FEES AND CHARGES SCHEDULE

DEPARTMENT: PUBLIC WORKS				
Fee Name	Description	Fee	Per	Type
City Place Parking Rates				
City Place - Maximum Daily Rate	Maximum Daily Rate	\$12	Day	Rent
City Place - Event Rate	Flat Rate for Events	\$6 - \$20	Rate to be determined by the City Manager on a per event basis	Rent
City Place - Transient Parking	Transient Parking	Free	2 Hours free (no validation)	Rent
Broadway/Civic Garage Parking Rates				
Broadway / Civic Garage - Monthly Daytime Permit - Public	Monthly Daytime Permit - Public Valid Sunday through Saturday from 8AM - 8PM	\$45	Month	Rent
Broadway / Civic Garage - Monthly Nighttime Permit - Public	Monthly Nighttime Permit - Public Valid Sunday through Saturday 8PM - 8AM	\$45	Month	Rent
Broadway / Civic Garage - Monthly Day/Night Permits - Public	Monthly Day/Night Permits - Public Valid Day and Night	\$80	Month	Rent
Broadway/Civic Garage - Transient Parking	Transient Parking	Free	1st - 30 minutes	Rent
Broadway/Civic Garage - Transient Parking	Transient Parking	\$2	Each 30 minutes beyond 30 minutes	Rent
Broadway/Civic Garage - Library Validation	Library Validation	\$2	First 3 Hours with library validation	Rent
Broadway/Civic Garage - Maximum Daily Rate	Maximum Daily Rate	\$12	Day	Rent
Broadway/Civic Garage - Event Rate	Flat Rate for Events	\$6-\$20	Rate to be determined by the City Manager on a per event basis	Rent
Misc. Parking Lots Rates				
Market Lot - Transient Parking	Hourly parking meter rate for Market Lot (5412 Long Beach Boulevard) - \$1.00 per hour from 8:00 a.m. to 8:00 p.m., Monday through Sunday	\$1.00	Hour	Rent

MASTER FEES AND CHARGES SCHEDULE

DEPARTMENT: PUBLIC WORKS				
Fee Name	Description	Fee	Per	Type
Misc. Parking Lots Rates				
M-1 Parking Lot - Day / Night Monthly Permit - Public	M-1 Parking Lot Day / Night Monthly Permit - valid day and night	\$80	Month	Rent
M-1 Parking Lot - Daytime Monthly Permit - Public	M-1 Parking Lot - Daytime Monthly Permit valid Sunday through Saturday, 8AM - 8PM	\$45	Month	Rent
M-1 Parking Lot - Monthly Night Permit - Public	M-1 Parking Lot Monthly Night Permit valid Sunday through Saturday, 8PM - 8AM	\$45	Month	Rent
M-1 Parking Lot - Event Rate	M-1 Parking Lot Event Flat Rates	\$6-\$20	Rate to be determined by City Manager on a per event basis	Rent
Shoreline Gateway Lot - Event Rate	Shoreline Gateway Lot - Event Rate	\$6-\$20	Rate to be determined by the City Manager on a per event basis	Rent
Shoreline Gateway Lot - Monthly Permit	Monthly Permits - Public	\$50	Month	Rent
Parking Rental for Special Events & Filming	Per Parking Space	\$12	Day	Rent
PERMIT FEE SCHEDULE				
PIPELINE AND UTILITIES PERMIT FEES				
<p>Each permit and permit supplement issued under LBMC Chapter 15.44 shall be subject to the condition and shall provide that the permittee, as and for compensation for use of city property, shall pay to the city annually in advance, on a calendar year basis. All fees are due and payable on January 1 of each calendar year. The fee for each permit that is issued to any person other than a governmental agency shall be not less than twenty-five (\$25) per year.</p>				
Pipelines and Utilities Permit Fees	A fee for installing a facility/pipeline on City property. For pipelines with an internal diameter not listed herein, the fees shall be in the same proportion to the fees of a twelve inch (12") diameter pipe as the diameter of the unlisted pipe is to twelve inches (12"). The annual payment for each lineal foot of pipeline shall be computed and revised each calendar year.	The applicable base rate shall be multiplied by the consumer price index for owners' equivalent rent of primary residence in Los Angeles, California.	Each	Fee

MASTER FEES AND CHARGES SCHEDULE

DEPARTMENT: PUBLIC WORKS				
Fee Name	Description	Fee	Per	Type
PIPELINE AND UTILITIES PERMIT FEES				
Pole Permit Fees	The fee for putting a pole on City property/public right of way.	The annual fee shall be computed at the rate of one dollar twenty five cents (\$1.25) per pole.	Each	Fee
Baseline Rates for Pipeline Permit Fees				
Each permit and permit supplement issued pursuant to chapter 15.44 shall be subject to the condition and shall provide that the permittee, as and for compensation for use of city property, shall pay to the city annually in advance, on a calendar year basis except as otherwise stated herein, fees for Water, Wastewater, Oil, Gas, Sewer, Gasoline, Electrical Energy, Communications, and Liquefied Petroleum Gas Pipelines as follows:				
Pipe Size (Internal Diameter) 0-4"	Annual Pipeline Permit Fee	\$0.234	Base Rate (Per Lineal Foot)	Fee
Pipe Size (Internal Diameter) 6"	Annual Pipeline Permit Fee	\$0.352	Base Rate (Per Lineal Foot)	Fee
Pipe Size (Internal Diameter) 8"	Annual Pipeline Permit Fee	\$0.469	Base Rate (Per Lineal Foot)	Fee
Pipe Size (Internal Diameter) 10"	Annual Pipeline Permit Fee	\$0.586	Base Rate (Per Lineal Foot)	Fee
Pipe Size (Internal Diameter) 12"	Annual Pipeline Permit Fee	\$0.703	Base Rate (Per Lineal Foot)	Fee
Pipe Size (Internal Diameter) 14"	Annual Pipeline Permit Fee	\$0.820	Base Rate (Per Lineal Foot)	Fee
Pipe Size (Internal Diameter) 16"	Annual Pipeline Permit Fee	\$0.937	Base Rate (Per Lineal Foot)	Fee
Pipe Size (Internal Diameter) 18"	Annual Pipeline Permit Fee	\$1.055	Base Rate (Per Lineal Foot)	Fee
Pipe Size (Internal Diameter) 20"	Annual Pipeline Permit Fee	\$1.172	Base Rate (Per Lineal Foot)	Fee
Pipe Size (Internal Diameter) 22"	Annual Pipeline Permit Fee	\$1.289	Base Rate (Per Lineal Foot)	Fee

MASTER FEES AND CHARGES SCHEDULE

DEPARTMENT: PUBLIC WORKS				
Fee Name	Description	Fee	Per	Type
PIPELINE AND UTILITIES PERMIT FEES				
Pipe Size (Internal Diameter) 24"	Annual Pipeline Permit Fee	\$1.406	Base Rate (Per Lineal Foot)	Fee
Pipe Size (Internal Diameter) 26"	Annual Pipeline Permit Fee	\$1.523	Base Rate (Per Lineal Foot)	Fee
Pipe Size (Internal Diameter) 28"	Annual Pipeline Permit Fee	\$1.640	Base Rate (Per Lineal Foot)	Fee
Pipe Size (Internal Diameter) 30"	Annual Pipeline Permit Fee	\$1.758	Base Rate (Per Lineal Foot)	Fee
RECORDS SEARCH AND RECORDS COPYING				
RECORDS SEARCH				
Records Search - Technical Assistance		\$160/hour; first 15 minutes free	Hour	Fee
3M MICROFILM ENLARGEMENT COPIES				
3M Microfilm Copies	3M Microfilm enlargement full size copies	\$5.30	Copy	Fee
DIRECT COPIES FROM COPY MACHINE				
Records Search Copies	Record Search copy sizes 8 1/2 X 11; 8 1/2 X 14 & 11 X 17	\$0.30	Copy	Fee
COPIES OF MAPS				
G.I.S Map	Printed copies of Geographic Information Systems (GIS) Generated Map (36" x 36")	\$28 for one (36"x36")	Each	Fee
24" X 36" COPIES				
Map Copy Requests	COPIES MAPS Requests 24" X 36"	\$5.30	Copy	Fee
OTHER COPIES				
Digital/Electronic Copies	Electronic copy of computer drawing file (.pdf)	\$1.10	each	Fee
Map Books		\$18.15	Each	Fee
2400 Scale City Maps		\$18.15	Each	Fee
1800 Scale City Maps		\$24.65	Each	Fee
1200 Scale City Maps		\$26.85	Each	Fee
RIGHT OF WAY FEE SCHEDULE				
Final Street and Alley Vacation	Final fee to cover the processing of a street vacation.	\$4930	Per Application	Fee

MASTER FEES AND CHARGES SCHEDULE

DEPARTMENT: PUBLIC WORKS				
Fee Name	Description	Fee	Per	Type
Tentative Street and Alley Vacation	Initial fee to cover the processing of a street vacation.	\$6,770	Per Application	Fee
Administrative Right-of-Way Inspection Citation Fee - First Citation	This will allow staff to write administrative citations to entities who fail to comply with the Peak Hour Ordinance. The Peak Hour Directive seeks to minimize impacts to traffic flow by prohibiting work or obstructions in the ROW during peak traffic hours (6:00 a.m. to 8:30 a.m. and 3:30 p.m. to 6:30 p.m.).	\$100	Citation	Penalty
Administrative Right-of-Way Inspection Citation Fee - Second Citation	This will allow staff to write administrative citations to entities who fail to comply with the Peak Hour Ordinance. The Peak Hour Directive seeks to minimize impacts to traffic flow by prohibiting work or obstructions in the ROW during peak traffic hours (6:00 a.m. to 8:30 a.m. and 3:30 p.m. to 6:30 p.m.).	\$200	Citation	Penalty
Administrative Right-of-Way Inspection Citation Fee - Third Citation	This will allow staff to write administrative citations to entities who fail to comply with the Peak Hour Ordinance. The Peak Hour Directive seeks to minimize impacts to traffic flow by prohibiting work or obstructions in the ROW during peak traffic hours (6:00 a.m. to 8:30 a.m. and 3:30 p.m. to 6:30 p.m.).	\$500	Citation	Penalty
PUBLIC WALKWAYS OCCUPANCY PERMITS				
Improvement Plan Review	Plan review of the construction of new improvements in the public right-of-way. Includes under sidewalk roof drain and wheel chair ramp finishing.	\$1,200	Per Sheet	Fee
Class E Public Walkway Occupancy Permit - Sidewalk & Parklet	Fee to cover permit processing of public walkway occupancy permits. Sidewalk and Parklet Permit.	\$1375 plus estimate of costs for inspection.	Per Permit	Fee
DOCUMENT PROCESSING				
News Rack Impound	News racks on street corners in violation of Municipal Code Chapter 14.20 will be removed and a fee imposed to retrieve news stand.	\$505 per Rack	Rack	Fee
No Parking Signs	Temporary No Parking Signs in Construction Zone (14"x22")	\$40	Per Request	Fee
Dedication: Street, Alley & Sidewalk	Fee to cover expenses of document processing.	\$3360	Per Document	Fee
Easements: Utility & Other Special Purpose	Fee to cover expenses of document processing.	\$3120	Per Document	Fee
Easements: Granted by the City	Fee to cover expenses of document processing (Appraised land value component may be added).	\$3120	Per Document	Fee

MASTER FEES AND CHARGES SCHEDULE

DEPARTMENT: PUBLIC WORKS				
Fee Name	Description	Fee	Per	Type
DOCUMENT PROCESSING				
Agreement Processing	Fee to cover expenses of over the counter document processing; includes minor agreements, installation and maintenance agreements, and financial guarantee agreements.	\$2,430 per agreement plus actual costs at the fully allocated hourly rates for inspection and attorney review	Per Agreement	Fee
Quitclaim	Fee to cover expenses of document processing.	\$3120	Each	Fee
STREET IMPROVEMENT PERMITS				
Tree Trimming Out of Cycle	Fee to cover out of cycle tree trimming by contractor.	\$140 per request plus actual contract costs	Each	Fee
Engineering Inspection - Improvements in Public ROW	Inspection of improvements in the public right-of-way.	\$160 per hour; After Hours: \$185 per hour (2hr minimum)	Per Hour	Fee
TEMPORARY STREET OCCUPANCY PERMITS				
Class A Temporary Street Occupancy Permits - Concrete Improvements in ROW	Fee for the use of the City right of way for Concrete Improvements in ROW	\$310	per Permit	Fee
Class A Temporary Street Occupancy Permits - Dumpster/Pod/Laydown	Review and inspection of a Class A Temporary Occupancy Permit for dumpster/pod laydown.	\$70	per permit	Fee
Overweight Vehicle Fee	Fee charged for overweight vehicles per LBMC 10.41. These fees are limited by State law.	This fee is \$16/trip, OR \$90/year, OR \$67.50 April-Dec, OR \$45 July-Dec, OR \$22.50 Oct-Dec	Trip/Period/Annual	Fee
STORM WATER MANAGEMENT				
Storm Water Compliance Inspection Fee (I/C)	NPDES Inspection fee for code enforcement and compliance inspections of Industrial/Commercial facilities (I/C).	285	Inspection	Fee
Storm Water Compliance Inspection Fee (IGP) – With State	NPDES Inspection fee for code enforcement and compliance inspections of Industrial facilities with State General NPDES(IGP).	330	Inspection	Fee

MASTER FEES AND CHARGES SCHEDULE

DEPARTMENT: PUBLIC WORKS				
Fee Name	Description	Fee	Per	Type
Storm Water Compliance Follow-up Inspection Fee (I/C)	NPDES Follow-Up Inspection Fee for Industrial/Commercial Facility (I/C).	250	Follow-up Inspection (I/C)	Fee
Storm Water Compliance Follow-up Inspection Fee (IGP) – With State	NPDES Follow-Up Inspection Fee for Industrial Facilities with State General NPDES Permit (IGP).	295	Follow-up Inspection (IGP)	Fee
Storm Water Notice of Violation Fee	NPDES Notice of Violation , I/C & IGP	\$295	Notice of Violation	Fee
Stormwater Item Retrieval	This fee is charged to persons requesting assistance for the retrieval of objects from storm drain catch basins.	Charge the fully allocated hourly rates for all personnel used plus any outside costs.	per instance	Fee
Pollution Abatement Fee	This fee is charged to persons or businesses that have violated MC 8.60.111: "Throwing rubbish and refuse on public right-of-ways or storm drain system prohibited. No person shall put, place, sweep, throw, brush, or in any other manner deposit any refuse, litter, vegetation, or any other waste in or on any public right-of-way or any portion of the storm drain system, including but not limited to streets, gutters, sidewalks, parkways and alleys." This fee is designed to reimburse the Storm/Environmental Compliance Division for money spent to the contractor for non-scheduled, emergency-response work.	Charge the fully allocated hourly rates for all personnel used plus any outside costs.	Per Instance	Penalty
TRAFFIC ENGINEERING				
Traffic Control Plan Review	Plan review of temporary traffic controls related to an encroachment permit.	\$385	Per Sheet	Fee
Preferential Parking Study/Application Processing	Perform study for feasibility/applicability and process application.	Deposit with actual charges based on number of housing units: 1-10 - \$2,500 11-50 - \$5,000 51-100 - \$7,500 101+ - \$10,000	Application	Fee
Driveway Parking Permit Application	Application to park in front of a driveway in a parking impacted area for an exclusive use of one household.	\$95	Per	Fee
Driveway Parking Annual Permit	Annual renewal of the driveway parking permit.	\$55	Per Permit	Fee
TRAFFIC OPERATIONS				

MASTER FEES AND CHARGES SCHEDULE

DEPARTMENT: PUBLIC WORKS				
Fee Name	Description	Fee	Per	Type
Curb Painting on Request	Painting a restrictive parking curb at the request of the property owner.	\$250 per location plus \$30 per each additional location and \$55 per each additional sign	Location	Fee
Light Shield Install by Request	Installation of a streetlight shield by request.	\$200	Per light shield.	Fee
Additional Streetlight Request (includes Maintenance and Electricity)	Installation of additional street light requests, such as a new foundation, service raceways, and lighting standards.	Charge the fully allocated hourly rates for all personnel used plus any outside costs.	Instance	Fee
Driveway Tip - Paint	Paint red curb on the side of driveway at owner's request with Traffic Engineering approval.	\$225	Location	Fee
Driveway Tip - Repaint	Repaint red curb on the side of driveway at owner's request.	\$115	Location	Fee
No Parking Sign - Temporary Posting	The Department provides a service for residents upon request where staff will post for a day or less, no parking signs and place traffic delineators to reserve parking space for a moving truck.	\$115	Per Request	Fee
Preferential Parking District Sign	Preferential Parking District installed by petition of neighborhood and Traffic Engineering approval.	\$230 per request plus \$130 per each additional sign after the first sign	Sign Installation	Fee
Parking Meter Removal Fee	Temporary removal of parking meter head.	\$235 for first meter plus \$60 per each additional meter plus amount equal to lost meter revenue	Meter	Fee
Parking Meter Removal Fee	Temporary removal of parking meter head/s with post/s.	\$295 for first meter plus \$115 per each additional meter plus amount equal to lost meter revenue.	Post	Fee

MASTER FEES AND CHARGES SCHEDULE

DEPARTMENT: PUBLIC WORKS				
Fee Name	Description	Fee	Per	Type
Parking Meter Out of Service Fee	Parking meter removed or otherwise taken out of service.	Amount equal to lost revenue, (\$/hr x # metered hrs. x # days)	Meter	Fee
PARKING CITATIONS				
Oversized Vehicle Parking Citation	LBMC10.24.081. This ban applies to vehicles that are either 85 inches high, 80 inches wide or 22 feet long. The most common of these vehicles are RVs. Residents will be able to acquire a free printable 72-hour parking permit from the city's website if they need to park their oversized vehicles on residential streets.	\$70	Citation	Penalty
Expired Meter	LBMC 10.28.060 - Occupying a metered parking space without paying for parking	\$69	Citation	Fee
Overnight Parking in Beach Lots	LBMC 10.30.080 - Prohibition against parking overnight in designated lots	\$69	Citation	Fee
Parking in Bicycle Lane	VC 21211 (B) - No parking in a bicycle lane	\$69	Citation	Fee
Illegal Park/Private Property	LBMC 8.76.010G - Illegal Parking Private Property	\$65	Citation	Penalty
Parking Near Empty Building	LBMC 8.76.010Q - Parking Near Empty Building	\$65	Citation	Penalty
Parking on Empty Lot	LBMC 8.76.010R - Parking on Empty Lot	\$65	Citation	Penalty
Commercial Vehicle on Private Property	LBMC 8.76.010T - Commercial Vehicle on Private Property	\$65	Citation	Penalty
Parking on Parkway/Sidewalk	LBMC10.22.020 - Parkways and Sidewalks	\$69	Citation	Penalty
Improper Parking	LBMC10.22.070 - Blocking Wheels on Hills	\$65	Citation	Penalty
Vehicle for Sale	LBMC10.22.080 - Parking Vehicles for Sale	\$69	Citation	Penalty
No Parking Peddlers	LBMC10.22.090 - Food Vendor Parking	\$65	Citation	Penalty
Parking in Fire Lane	LBMC10.22.110 - Fire Lanes	\$105	Citation	Penalty
No Parking Temporary	LBMC10.22.120 - Temporary Parking Restrictions	\$69	Citation	Penalty
Parked over 72 hours	LBMC10.22.130 - Seventy-Two Hour Parking Limit	\$69	Citation	Penalty
Street Sweeping	Fee for vehicles not removed from curbside during posted street sweeping hours; parked vehicles prohibit a thorough sweep.	\$70	Citation	Penalty
Street Repair of Vehicle	LBMC10.22.150 - Repairing Vehicles on Streets	\$65	Citation	Penalty
Private Property/	LBMC10.22.160 - Parking on Private Property	\$65	Citation	Penalty

MASTER FEES AND CHARGES SCHEDULE

DEPARTMENT: PUBLIC WORKS				
Fee Name	Description	Fee	Per	Type
Parking - Public Housing	LBMC10.22.182 -Parking Regulations within Public Housing Projects	\$65	Citation	Penalty
Parking Within Lines	LBMC10.24.010 - Angle Parking	\$65	Citation	Penalty
No Stopping	LBMC10.24.030 -Parking Prohibited Where Posted--Exception	\$85	Citation	Penalty
No Parking	LBMC10.24.050 - Parking Prohibited - Compliance Required	\$69	Citation	Penalty
Exceeded Time Limit	LBMC10.24.090 - Limited Time Parking	\$69	Citation	Penalty
Parking Within T's	LBMC10.24.130 - Parking Space Markings	\$65	Citation	Penalty
Yellow, White, Green Curb	LBMC10.26.010 - Yellow, White, Green Curb Markings	\$69	Citation	Penalty
Red Curb Other	LBMC10.26.020 - Red Curb Markings	\$69	Citation	Penalty
Parking in an Alley	LBMC10.26.030 - Stopping in Alley	\$85	Citation	Penalty
Disabled Parking - Streets and Public Lots	LBMC10.34.020 - Parking For Disabled Persons Reserved For Vehicles With Appropriate License Plates or Placards	\$360	Citation	Penalty
Truck over 2 Hours	LBMC10.38.110 - Commercial Vehicle Parking On Residential Streets Designated As Truck Routes	\$85	Citation	Penalty
Commercial vehicle over 6,000 lbs unladen weight parked off truck route. Pick-ups exempt	LBMC10.40.010 - Establishment of Designated Truck Routes	\$130	Citation	Penalty
No Parking on City Property	VC21113.A - Driving Or Parking On Public Grounds	\$69	Citation	Penalty
Parking in Intersection	VC22500.A - Prohibited Stopping, Standing, or Parking	\$69	Citation	Penalty
Parking on Crosswalk	VC22500.B - Prohibited Stopping, Standing, or Parking	\$69	Citation	Penalty
Red Curb Safety Zone	VC22500.C - Prohibited Stopping, Standing, or Parking	\$69	Citation	Penalty
Red Curb Fire Station	VC22500.D - Prohibited Stopping, Standing, or Parking	\$69	Citation	Penalty
Parking across Driveway	VC22500.E - Prohibited Stopping, Standing, or Parking	\$80	Citation	Penalty
Parking on Sidewalk	VC22500.F - Prohibited Stopping, Standing, or Parking	\$69	Citation	Penalty
Obstructing Traffic at Excavation	VC22500.G - Prohibited Stopping, Standing, or Parking	\$69	Citation	Penalty
Double Parking	VC22500.H - Prohibited Stopping, Standing, or Parking	\$85	Citation	Penalty
Red Curb Bus Zone	VC22500.I - Prohibited Stopping, Standing, or Parking	\$285	Citation	Penalty

MASTER FEES AND CHARGES SCHEDULE

DEPARTMENT: PUBLIC WORKS				
Fee Name	Description	Fee	Per	Type
Parking in Tunnel	VC22500.J - Prohibited Stopping, Standing, or Parking	\$69	Citation	Penalty
Parking on Bridge	VC22500.K - Prohibited Stopping, Standing, or Parking	\$69	Citation	Penalty
Parking Near Access Ramp for Physically Handicapped	VC22500.L Parking in front of or on curb cut down for wheelchair access	\$310	Citation	Penalty
Parking 18" of Curb	VC22502.A - Curb Parking	\$65	Citation	Penalty
Disabled Person Off Street	VC22507.8 - Parking In Spaces For The Disabled	\$360	Citation	Penalty
Red Curb Fire Hydrant	VC22514 - Fire Hydrants	\$69	Citation	Penalty
Unattended Vehicle	VC22515 - Unattended Vehicles	\$65	Citation	Penalty
Locked Vehicle with Occupant	VC22516 - Locked Vehicles	\$69	Citation	Penalty
Parking on Freeway	VC22520 - Vending On Or Near Freeways	\$69	Citation	Penalty
Parking Upon Or Near Railroad Track	VC22521 - Parking Upon Or Near Railroad Track	\$69	Citation	Penalty
No Current Reg. Tag	VC5204 (A) - Registration Tabs	\$65	Citation	Penalty
First Late Payment Penalty	A 100% penalty not to exceed \$55 will be assessed to an unpaid parking citation after 21 days from the mailing date of the Notice of Parking Violation.	A 100% penalty not to exceed \$55 will be assessed to an unpaid parking citation after 21 days from the mailing date of the Notice of Parking Violation.	Citation	Penalty
Collection Agency Charge		25%	Citation	Penalty
Department of Motor Vehicle (DMV) Collection Charge	A collection charge will be assessed to an unpaid parking citation after a hold on the vehicle registration renewal is placed with the DMV.	3.30	Citation	Penalty
Second Late Payment Penalty	A 25% penalty will be assessed to an unpaid parking citation after 21 days from the mailing date of the Notice of Parking Violation - Final Notice. This penalty will be applied after the First Late Payment Penalty and the Department of Motor Vehicles (DMV) Collection Charge is assessed and then it is rounded to the next whole dollar.	25%	Delinquent Balance	Penalty

MASTER FEES AND CHARGES SCHEDULE

DEPARTMENT: PUBLIC WORKS				
Fee Name	Description	Fee	Per	Type
Copy of Parking Violation		2.30	Citation	Penalty
STREETLIGHTS				
Light Fixture - Alley LED (70 Watt)	Street lighting (LS-1) on existing SCE utility poles. 70 Watts based on HPS equivalent and all night service.	1,955.00	Fixture	Fee
Light Fixture - Residential Street LED (100 Watt)	Street lighting (LS-1) on existing SCE utility poles. 100 Watts based on HPS equivalent and all night service.	\$2043.00	Fixture	Fee
Light Fixture - Collector Street LED (150 Watt)	Street lighting (LS-1) on existing SCE utility poles. 150 Watts based on HPS equivalent and all night service.	\$2,196.00	Fixture	Fee
Light Fixture - Major 1 Street LED (200 Watt)	Street lighting (LS-1) on existing SCE utility poles. 200 Watts based on HPS equivalent and all night service.	\$2,347.00	Fixture	Fee
Light Fixture - Major 2 Street LED (250 Watt)	Street lighting (LS-1) on existing SCE utility poles. 250 Watts based on HPS equivalent and all night service.	2,677.00	Fixture	Fee
Light Fixture - Highway LED (400 Watt)	Street lighting (LS-1) on existing SCE utility poles. 400 Watts based on HPS equivalent and all night service.	\$2,971.00	Fixture	Fee
Streetlight Pole Damage Repair	Repair of a damaged streetlight pole due to the actions of a third party.	Charge the fully allocated hourly rates for all personnel used plus any outside costs.	0	Fee

1
2
3
4
5
6
7
8
9
10
11
12
13
14
15
16
17
18
19
20
21
22
23
24
25
26
27
28

RESOLUTION NO.

A RESOLUTION OF THE CITY COUNCIL OF THE
CITY OF LONG BEACH AMENDING THE MASTER FEE
AND CHARGES SCHEDULE FOR SPECIFIED CITY
SERVICES FOR THE CITY OF LONG BEACH - MID-YEAR
ADJUSTMENTS FOR FISCAL YEAR 2022

WHEREAS, the City Council of the City of Long Beach (“City”) seeks to
establish service fees and charges to recover the full, lawfully recoverable costs incurred
by the City in providing services to those who request them by amending the Master Fee
and Charges Schedule for specified City services for the City of Long Beach; and

WHEREAS, it is the City’s policy to set service fees and charges at full cost
recovery levels, except where a greater public benefit demonstrates the need to impose a
lesser fee or charge to the satisfaction of the City Council, or when it is not cost effective
to do so; and

WHEREAS, the City has conducted an extensive analysis of its services, the
costs reasonably borne by the City in providing those services, the beneficiaries of those
services, and the revenues produced by those paying service fees and charges for said
services; and

WHEREAS, the City Council, at a duly noticed public hearing, took public
testimony and input regarding certain proposed new or increased service fees and
charges; and

WHEREAS, California Government Code Section 66000, et. seq., authorizes
the City to adopt service fees and charges for municipal services, provided such fees do
not exceed the cost to the City of providing the service; and

WHEREAS, in accordance with the provisions of Government Code Section
66016, at least fourteen (14) days prior to the public hearing at which this Resolution is

1 adopted, notice of the time and place of the hearing was mailed to eligible interested parties
2 who filed written requests with the City for mailed notice of meetings regarding new or
3 increased fees or service charges; and

4 WHEREAS, in accordance with the provisions of the Government Code
5 66016, data regarding the estimated cost of the services and the revenue sources
6 anticipated to provide the services was available for public review and comment for ten
7 (10) days prior to the public hearing at which this Resolution was adopted; and

8 WHEREAS, publication of the notice of public hearing was given in
9 accordance with the provisions of Government Code Section 6062a, ten (10) days in
10 advance of the public hearing at which the adoption of this Resolution was considered;

11 NOW, THEREFORE, the City Council of the City of Long Beach hereby
12 resolves as follows:

13 Section 1. The facts set forth in the Recitals of this Resolution are true and
14 correct and are hereby incorporated by reference herein as though set forth in full.

15 Section 2. The City Council hereby approves publication of the Master
16 Fee and Charges Schedule, as said fees are set forth in Exhibit "A", attached hereto and
17 incorporated herein by this reference, for specified City services for the City of Long Beach.

18 Section 3. Said revised Master Fee and Charges Schedule is hereby
19 directed to be made available to the public for its use for informational purposes, and is not
20 intended as a re-adoption, modification, or amendment of any existing fee or charge
21 previously established by resolution, or any previously adopted fee resolution that is not in
22 conflict with the provisions of this Resolution;

23 Section 4. The City Council hereby further adopts and approves the new,
24 increased, or adjusted fees and charges as set forth and described in Exhibit "A", attached
25 hereto, as though set forth in full, word for word. The fees and charges set forth in said
26 Exhibit "A" shall thereafter be incorporated into those fees and charges previously adopted
27 and approved by the City Council by Resolution and shall collectively be known as the
28 Master Fee and Charges Schedule of the City of Long Beach and may be made available

1 to the public for its information and review.

2 Section 5. Adoption of the new or increased service fees and charges set
3 forth and described in this Resolution for the specified City services, as shown in Exhibit
4 “A”, are intended to recover costs necessary to provide the services within the City for
5 which the fees are charged. In adopting the new or increased service fees and charges
6 set forth in this Resolution, the City Council of the City of Long Beach is exercising its
7 powers under Article XI, Section 7 of the California Constitution.

8 Section 6. All requirements of California Government Code Sections
9 66000, et seq., are hereby found to have been satisfied.

10 Section 7. The service fees and charges set forth in Exhibit “A” are
11 reasonable estimates of the costs incurred by the City in providing the services to those
12 who request them. The service fees and charges for such services are necessary to
13 recover the reasonable, estimated cost of providing such services.

14 Section 8. The service fees and charges adopted and all portions of this
15 Resolution are severable. Should any of the service fees or charges or any portion of this
16 Resolution be adjudged to be invalid and unenforceable by a body of competent
17 jurisdiction, then the remaining fees and/or Resolution portions shall be, and continue to
18 be, in full force and effect, except as to those fees and/or Resolution portions that have
19 been adjudged invalid. The City Council of the City of Long Beach hereby declares that it
20 would have adopted each of the service fees or charges and this Resolution and each
21 section, subsection, clause, sentence, phrase and other portion thereof, irrespective of the
22 fact that one or more of the service fees, charges or sections, subsections, clauses,
23 sentences, phrases or other portions of this Resolution may be held invalid or
24 unconstitutional.

25 Section 9. All provisions of prior City Council ordinances and resolutions
26 establishing fees are hereby rescinded and repealed in part or in whole to the extent of any
27 conflict between said ordinances and resolutions and the provisions established by this
28 Resolution.

1
2
3
4
5
6
7
8
9
10
11
12
13
14
15
16
17
18
19
20
21
22
23
24
25
26
27
28

Section 10. The establishment of fees and charges herein is exempt from the requirements of the California Environmental Quality Act (CEQA) pursuant to Public Resources Code Section 21080(b)(8) and the adoption of this Resolution is for the purposes of inter alia: (1) meeting operating expenses; (2) purchasing or leasing supplies, equipment or materials; (3) meeting financial reserve needs and requirements; or (4) obtaining funds for capital projects, necessary to maintain service within the various areas of the City.

Section 11. This Resolution shall take effect immediately upon its adoption by the City Council, and the City Clerk shall certify the vote adopting this Resolution.

I hereby certify that the foregoing Resolution was adopted by the City Council of the City of Long Beach at its meeting of _____, 2022, by the following vote:

Ayes:	Councilmembers:	_____

Noes:	Councilmembers:	_____

Absent:	Councilmembers:	_____

Recusal(s):	Councilmembers:	_____

City Clerk

EXHIBIT “A”

MASTER FEES AND CHARGES SCHEDULE

DEPARTMENT: CITYWIDE FEES & CHARGES				
Fee Name	Description	Fee	Per	Type
Fireworks - Administrative Penalty	Any responsible person or host found in violation of Long Beach Municipal Code Chapter 8.81 may be issued an administrative penalty pursuant to Chapter 9.65.	\$1,000	Per Violation, Per Day	Penalty
Fireworks - Disposal Fee	Charge will apply and be added to the Fireworks - Administrative Penalty in the event that fireworks are confiscated and have to be disposed of by the Fire Marshall, after a responsible person or host is found to be in violation of Long Beach Municipal Code Chapter 8.81.	\$250	Per Violation (if applicable)	Fee
Fireworks - Response Costs	Any responsible person or host found in violation of Long Beach Municipal Code Chapter 8.81 will be held liable for the City's actual costs incurred for response. The actual cost of response constitutes a debt owed to the City, and will be charged in addition to applicable penalties charged for violation of Long Beach Municipal Code Chapter 8.81.	Actual Cost of Response	Violation	Fee
GENERAL FEES				
Returned Check Charge	Any person who passes a payment on uncollected funds shall be liable to the City for the amount of the check and a returned check charge.	\$35	Check	Penalty
Collection Charge	A charge of 11% on each delinquent bill where collection is undertaken directly by the City. Not less than \$11 nor more than \$500	11%	Delinquent bill	Penalty
Witness Fee	Party requesting that a witness (employee) testifies in a civil case pays the fee. As established by State law.	\$275	Witness/Day	Fee
ADMINISTRATIVE CITATIONS: GENERAL				
Long Beach Municipal Code Chapter 9.65 Administrative Citation Fine Schedule for any violation of the Long Beach Municipal Code which could potentially be criminally cited as an infractions:				
First Violation	Any responsible person who violates any provision of Title 9 and Titles 3,5,8,10,14,18 and 21 of the Long Beach Municipal Code may be issued an administrative citation, pursuant to Chapter 9.65.	\$100	Violation	Penalty
Second Violation	Any responsible person who violates any provision of Title 9 and Titles 3,5,8,10,14,18 and 21 of the Long Beach Municipal Code may be issued an administrative citation, pursuant to Chapter 9.65.	\$200	Violation	Penalty

MASTER FEES AND CHARGES SCHEDULE

DEPARTMENT: CITYWIDE FEES & CHARGES				
Fee Name	Description	Fee	Per	Type
Third Violation	Any responsible person who violates any provision of Title 9 and Titles 3,5,8,10,14,18 and 21 of the Long Beach Municipal Code may be issued an administrative citation, pursuant to Chapter 9.65.	\$500	Violation	Penalty
ADMINISTRATIVE CITATIONS: SPECIFIC				
Long Beach Municipal Code Chapter 9.65 Administrative Citation Fine Schedule for the following violations of the Long Beach Municipal Code which cannot be criminally cited as infractions:				
Illegal Garage Conversions	Any responsible person who violates any provision of Long Beach Municipal Code 21.41.170 may be issued an administrative citation, pursuant to Chapter 9.65.	\$1,000	Violation	Penalty
Dangerous Buildings	Any responsible person who violates any provision of Long Beach Municipal Code 18.08 050 may be issued an administrative citation, pursuant to Chapter 9.65.	\$1,000	Per day that the violation exists	Penalty
Certificates of Occupancy	Any responsible person who violates any provision of Long Beach Municipal Code 18.16.150 may be issued an administrative citation, pursuant to Chapter 9.65.	\$1,000	Violation	Penalty
Failure to Comply with Title 18	Any responsible person who violates any provision of Long Beach Municipal Code 18.20.080 may be issued an administrative citation, pursuant to Chapter 9.65.	\$1,000	Violation	Penalty
Unlawful Dwellings	Any responsible person who violates any provision of Long Beach Municipal Code 21.31.245(C) may be issued an administrative citation, pursuant to Chapter 9.65.	\$1,000	Violation	Penalty
Illegal Automotive Work	Any responsible person who violates any provision of Long Beach Municipal Code 21.51.227 may be issued an administrative citation, pursuant to Chapter 9.65.	\$500	Violation	Penalty
FRANCHISE FEES				
Charter of the City of Long Beach, Section 1600 City of Long Beach Ordinance No. C4918				
Electric Company Franchise Fee	The City receives 1.66% of the gross quarterly revenue from all electricity sold within the City of Long Beach, exclusive of energy used for street lighting.	1.66% of the gross quarterly revenue from all electricity sold within the City of Long Beach, exclusive of energy used for street lighting.	Gross Quarterly Revenue	Rent

MASTER FEES AND CHARGES SCHEDULE

DEPARTMENT: CITYWIDE FEES & CHARGES				
Fee Name	Description	Fee	Per	Type
Cable Franchise Fee	Cable operators pay a state franchise fee payable as rent or a toll for the use of the local public right-of-way. The amount of the state franchise fee is 5 percent of gross revenues.	5%	Gross Revenues	Rent
PARKING CITATIONS				
Expired Meter	LBMC 10.28.060 - Occupying a metered parking space without paying for parking	\$69	Citation	Fee
Overnight Parking in Beach Lots	LBMC 10.30.080 - Prohibition against parking overnight in designated lots	\$69	Citation	Fee
Parking in Bicycle Lane	VC 21211 (B) - No parking in a bicycle lane	\$69	Citation	Fee
Illegal Park/Private	LBMC 8.76.010G - Illegal Parking Private Property	\$65	Citation	Penalty
Parking Near Empty Building	LBMC 8.76.010Q - Parking Near Empty Building	\$65.00	Citation	Penalty
Parking on Empty Lot	LBMC 8.76.010R - Parking on Empty Lot	\$65	Citation	Penalty
Commercial Vehicle on Private Property	LBMC 8.76.010T - Commercial Vehicle on Private Property	\$65	Citation	Penalty
Parking on Parkway/Sidewalk	LBMC10.22.020 - Parkways and Sidewalks	\$69	Citation	Penalty
Improper Parking on Hill	LBMC10.22.070 - Blocking Wheels on Hills	\$65	Citation	Penalty
Vehicle for Sale	LBMC10.22.080 - Parking Vehicles for Sale	\$69	Citation	Penalty
No Parking Peddlers	LBMC10.22.090 - Food Vendor Parking Prohibited Area	\$65	Citation	Penalty
Parking in Fire Lane	LBMC10.22.110 - Fire Lanes	\$105	Citation	Penalty
No Parking Temporary	LBMC10.22.120 - Temporary Parking Restrictions	\$69	Citation	Penalty
Parked over 72 hours	LBMC10.22.130 - Seventy-Two Hour Parking Limit	\$69	Citation	Penalty
Street Sweeping	LBMC10.22.140 - Parking Prohibited at Certain Times for Street Sweeping	\$70	Citation	Penalty
Street Repair of Vehicle	LBMC10.22.150 - Repairing Vehicles on Streets	\$65	Citation	Penalty
Private Property/Posted No Parking	LBMC10.22.160 - Parking on Private Property	\$65	Citation	Penalty
Parking - Public Housing	LBMC10.22.182 -Parking Regulations within Public Housing Projects	\$65	Citation	Penalty
Parking Within Lines	LBMC10.24.010 - Angle Parking	\$65	Citation	Penalty
No Stopping	LBMC10.24.030 -Parking Prohibited Where Posted--Exception	\$85	Citation	Penalty
No Parking	LBMC10.24.050 - Parking Prohibited - Compliance Required	\$69	Citation	Penalty

MASTER FEES AND CHARGES SCHEDULE

DEPARTMENT: CITYWIDE FEES & CHARGES				
Fee Name	Description	Fee	Per	Type
Exceeded Time Limit	LBMC10.24.090 - Limited Time Parking	\$69	Citation	Penalty
Parking Within T's	LBMC10.24.130 - Parking Space Markings	\$65	Citation	Penalty
Yellow, White, Green Curb	LBMC10.26.010 - Yellow, White, Green Curb Markings	\$69	Citation	Penalty
Red Curb Other	LBMC10.26.020 - Red Curb Markings	\$69	Citation	Penalty
Parking in an Alley	LBMC10.26.030 - Stopping in Alley	\$85	Citation	Penalty
Disabled Parking - Streets and Public Lots	LBMC10.34.020 - Parking For Disabled Persons Reserved For Vehicles With Appropriate License Plates or Placards	\$360	Citations	Penalty
Truck over 2 Hours	LBMC10.38.110 - Commercial Vehicle Parking On Residential Streets Designated As Truck Routes	\$85	Citation	Penalty
Commercial vehicle over 6,000 lbs unladen weight parked off truck route. Pick-ups exempt	LBMC10.40.010 - Establishment of Designated Truck Routes	\$130	Citation	Penalty
No Parking on City Property	VC21113.A - Driving Or Parking On Public Grounds	\$69	Citation	Penalty
Parking in Intersection	VC22500.A - Prohibited Stopping, Standing, or Parking	\$69	Citation	Penalty
Parking on Crosswalk	VC22500.B - Prohibited Stopping, Standing, or Parking	\$69	Citation	Penalty
Red Curb Safety Zone	VC22500.C - Prohibited Stopping, Standing, or Parking	\$69	Citation	Penalty
Red Curb Fire Station	VC22500.D - Prohibited Stopping, Standing, or Parking	\$69	Citation	Penalty
Parking across Driveway	VC22500.E - Prohibited Stopping, Standing, or Parking	\$80	Citation	Penalty
Parking on Sidewalk	VC22500.F - Prohibited Stopping, Standing, or Parking	\$69	Citation	Penalty
Obstructing Traffic at Excavation	VC22500.G - Prohibited Stopping, Standing, or Parking	\$69	Citation	Penalty
Double Parking	VC22500.H - Prohibited Stopping, Standing, or Parking	\$85	Citation	Penalty
Red Curb Bus Zone	VC22500.I - Prohibited Stopping, Standing, or Parking	\$285	Citation	Penalty
Parking in Tunnel	VC22500.J - Prohibited Stopping, Standing, or Parking	\$69	Citation	Penalty
Parking on Bridge	VC22500.K - Prohibited Stopping, Standing, or Parking	\$69	Citation	Penalty
Parking Near Access Ramp for Physically Handicapped	VC22500.L Parking in front of or on curb cut down for wheelchair access	\$310	Citation	Penalty

MASTER FEES AND CHARGES SCHEDULE

DEPARTMENT: CITYWIDE FEES & CHARGES				
Fee Name	Description	Fee	Per	Type
Parking 18" of Curb	VC22502.A - Curb Parking	\$65	Citation	Penalty
Disabled Person Off Street	VC22507.8 - Parking In Spaces For The Disabled	\$360	Citation	Penalty
Red Curb Fire Hydrant	VC22514 - Fire Hydrants	\$69	Citation	Penalty
Unattended Vehicle	VC22515 - Unattended Vehicles	\$65	Citation	Penalty
Locked Vehicle with Occupant	VC22516 - Locked Vehicles	\$69	Citation	Penalty
Parking on Freeway	VC22520 - Vending On Or Near Freeways	\$69	Citation	Penalty
Parking on Railroad Tracks	VC22521 - Parking Upon Or Near Railroad Track	\$69	Citation	Penalty
No Current Reg. Tag	VC5204 (A) - Registration Tabs	\$65	Citation	Penalty
First Late Payment Penalty	A 100% penalty not to exceed \$55 will be assessed to an unpaid parking citation after 21 days from the mailing date of the Notice of Parking Violation.	100% up to \$55 maximum	Citation	Penalty
Collection Agency Charge		25%	Citation	Fee
Department of Motor Vehicle (DMV) Collection Charge	A collection charge will be assessed to an unpaid parking citation after a hold on the vehicle registration renewal is placed with the DMV.	\$3	Citation	Fee
Second Late Payment Penalty	A 25% penalty will be assessed to an unpaid parking citation after 21 days from the mailing date of the Notice of Parking Violation - Final Notice. This penalty will be applied after the First Late Payment Penalty and the Department of Motor Vehicles (DMV) Collection Charge is assessed and then it is rounded to the next whole dollar.	25%	Delinquent Balance	Penalty
Copy of Parking Violation		\$2	Citation	Fee

MASTER FEES AND CHARGES SCHEDULE

DEPARTMENT: CITY CLERK				
Fee Name	Description	Fee	Per	Type
Civil Marriage Ceremony	Effective January 1, 2015, the City Clerk can perform Civil Marriage Ceremonies per Assembly Bill 1525. The L.A. Registrar Recorder County Clerk (RR/CC) provides marriage licenses to couples getting married. Once a couple has obtained their marriage license, the couple can come to City Hall and participate in a qualified ceremony. The marriage license becomes a marriage certificate that must be sent back to the RR/CC to be recorded. The L.A. RR/CC only records marriage certificates for marriages that take place in Los Angeles County. The civil ceremony can only be scheduled after the couple has obtained a marriage license. Only the appointed City Clerk is eligible to officiate the ceremony.	\$35	Ceremony	Fee
Civil Marriage Ceremony Witness Fee	Couples that participate in qualified Civil Marriage Ceremonies must provide a witness at the time of the ceremony, unless the couple is marrying using a confidential Marriage License in which case no witness is required. If the couple does not have a witness, the City Clerk can provide one for an additional fee.	20.00	Witness	Fee
COPIES/DUPLICATION				
Copies	Per page copies: Includes, but not limited to street indexes, printed lists, precinct reports, statement of vote, polling place/poll worker list, campaign statements or statements of economic interest.	\$0.10	Page	Fee
Long Beach City Charter	Copy of the Long Beach City Charter	\$9.25	Charter	Fee
CAMPAIGN/ELECTION FEES				
Candidate Filing Fee	Non-refundable application processing fee for qualified election candidates.	\$250	Application	Fee
Candidate Statement Fee	Statement of Qualification 200 words or less that appears on the City Ballot during an election cycle.	Actual Costs - Based on Election Cycle	Statement	Fee
Late fee for campaign statements	Election candidate campaign statements, \$10/day or cumulative amount stated in statements or \$100, whichever is greater.	\$10	Day	Penalty
Retrieval fee for campaign statements	Retrieval fee for campaign statement or statement of economic interest documents more than five years old that may be stored off-site.	\$5	Request	Fee

MASTER FEES AND CHARGES SCHEDULE

DEPARTMENT: CITY CLERK				
Fee Name	Description	Fee	Per	Type
Initiative Filing Fee	Initiative Filing Fee/Request for Ballot Title & Summary. Refundable to filer if, within one year of the date of filing the notice of intent, the elections official certifies the sufficiency of the petition.	\$200	Application	Fee
Late fee for statement of economic interest	Election candidate statement of economic interest, \$10/day up to max of \$100 (may be waived under certain circumstances).	\$10	Day	Penalty
Propensity File	List of City of Long Beach voter history file.	\$45.80	CD/Electronic File	Fee
Voter File	An electronic file provided to the public consisting of: Registered voters last name, first name, phone number, Council District, and Political Party affiliation.	\$62	CD/Electronic File	Fee
DOMESTIC REGISTRATION				
Registration of Domestic Partnership	Filing of a Statement of Domestic Partnership (including up to two certified copies thereof)	\$87	Registration	Fee
Notice of Termination of Domestic Partnership	Certified copy of Notice of Termination of Domestic Partnership	\$1.25	Statement	Fee
Statement of Domestic Partnership	Certified copy of Statement of Domestic Partnership	\$1.25	Statement	Fee
LOBBYIST REGISTRATION				
Lobbyist Registration Fee	Persons subject to the registration requirements of this ordinance shall pay an annual fee of one hundred and twenty-three dollars (\$123.00).	\$123	Year	Fee
Lobbyist Registration Reduced Fee	Persons subject to the registration requirements of this ordinance, and registering for the first time on or after June 30 of a given year shall pay a reduced registration fee of sixty one dollars (\$61.00).	\$61	Year	Fee
Lobbyist Registration Fee for Additional Clients	In addition to the annual fee, each registrant shall pay twenty nine dollars and forty five cents (\$29.45) per client for whom lobbying is undertaken for compensation in excess of five hundred dollars (\$500.00). The fees for clients as of the date of initial registration shall be submitted with the registration. The fees for subsequent clients will be due and submitted at the time of the submission of the relevant quarterly report as required pursuant to Section 2.08.110 below.	\$29.45	Client	Fee

MASTER FEES AND CHARGES SCHEDULE

DEPARTMENT: CITY CLERK				
Fee Name	Description	Fee	Per	Type
Lobbyist Registration Late Fee	A fine of thirty dollars and fifty-five cents (\$30.55) per day for delinquent fees, up to a maximum of five hundred dollars (\$500.00), will be assessed until compliance with the registration provisions herein.	\$30.55	Day	Penalty
PASSPORT SERVICES				
Passport Application Processing Fee	Processing Fee set by the U.S. Department of State, Bureau of Consular Affairs, for accepting passport applications as a designated Passport Acceptance Facility.	\$35	Application	Fee
Passport Photo Fee	Production of two (2 inch x 2 inch) color photos for U.S. travel documents.	\$15	2 photos	Fee
Passport Application Express Postage	Fee for Express Postage of Passport Applications to the Department of State, Bureau of Consular Affairs, set by the United States Postal Service (USPS).	\$20.00	Application	Fee

MASTER FEES AND CHARGES SCHEDULE

DEPARTMENT: CITY MANAGER				
Fee Name	Description	Fee	Per	Type
Cannabis Social Equity Program Fee	Fee to oversee the cannabis social equity program	\$1,545	Application/License	Fee
Cannabis Social Equity Applicant Fee Waiver - Annual Regulatory Fee	Social equity applicant fee waiver for first-year of the annual cannabis regulatory fee.	\$0	Application/License	Fee
Cannabis Social Equity Applicant Fee Waiver - Application Review Fee	Social equity applicant fee waiver for application review.	\$0	Application	Fee
Cannabis Social Equity Applicant Fee Waiver - Background Investigation Fee	Social equity applicant fee waiver for background investigations.	\$0	Owner/Manager	Fee
Cannabis Social Equity Applicant Fee Waiver - Cannabis Social Equity Program Fee	Social equity applicant fee waiver for the "Cannabis Social Equity Program Fee"	\$0	Application/License	Fee
Public Records Request - B&W Duplication Fee	Duplication fee for black and white paper copies.	0.20	per page	Fee
Public Records Request - Color Duplication Fee	Duplication fee for color ink paper copies.	.60	per page	Fee
Public Records Request - USB Flash drive	Direct cost for copying PRA responsive records onto a USB flash drive.	\$10	per transaction (+) actual cost of device	Fee
SPECIAL EVENTS AND FILMING				
Special Advertising & Promotions Funds				
EVENT FEES				
Application Fee - Tier I Event	Non-refundable application fee for an event that is free and open to the public, requires no participation fee and/or donation, requires no setup, no alcohol sales and/or consumption	\$102	Each	Fee
Permit Fee - Tier I Event	Permit fee for an event that is free and open to the public, requires no participation fee and/or donation, requires no setup, no alcohol sales and/or consumption	\$155.00	Day	Fee
Application Fee - Tier II Event	Non-refundable application fee for an event that is (A) open to the public but requires a ticket/fee/donation for participants, or (B) a private fundraising event (permittee must have a current Charitable Solicitation Permit on file with the City) with a closed venue requiring a paid admission and/or donation, requires minimum setup	\$205.00	Each	Fee

MASTER FEES AND CHARGES SCHEDULE

DEPARTMENT: CITY MANAGER				
Fee Name	Description	Fee	Per	Type
EVENT FEES				
Permit Fee - Tier II Event	Permit fee for an event that is (A) open to the public but requires a ticket/fee/donation for participants, or (B) a private fundraising event (permittee must have a current Charitable Solicitation Permit on file with the City) with a closed venue requiring a paid admission and/or donation, requires minimum setup	\$255.00	Day	Fee
Application Fee - Tier III Event	Non-refundable application fee for an event that requires a ticket and/or participation fee, requires extensive setup in enclosed venue with controlled access and exclusive use	\$410.00	Each	Fee
Permit Fee - Tier III Event	Permit fee for an event that requires a ticket and/or participation fee, requires extensive setup in enclosed venue with controlled access and exclusive use	\$1,020.00	Day	Fee
Staff Monitoring	Site visit and/or standby staffing	\$42	Hour	Fee
Administrative Fee - Late Payment Processing	Administrative Fee for Late Payment Processing	2%	Total fees/month of non-payment	Penalty
Administrative Fee - Processing	Administrative Fee	10%	Total fees	Fee
OCCASIONAL EVENT PERMIT (OEP)				
Application & Permit Fee - Occasional Event Permit (OEP)	Non-refundable application & permit fee for Occasional Event Permit (OEP) - flat rate.	102	Each	Fee
Staff Monitoring	Site Visit and/or Standby Staffing	42.95	Hour	Fee
Administrative Fee - Late Payment Processing	Administrative Fee for Late Payment Processing	2%	Total fees/month of non-payment	Fee
BLOCK PARTY/STREET CLOSURE FEE				
Application & Permit Fee - Block Party / Street Closure	Non-refundable application & permit fee for block party / street closure (flat rate)	\$100	Each	Fee
Staff Monitoring	Site Visit and/or Standby Staffing	\$42	Hour	Fee
Administrative Fee - Late Payment Processing	Administrative Fee for Late Payment Processing	2%	Total fees/month of non-payment	Penalty
CITY OF LONG BEACH BUSINESS DEVELOPMENT GROUPS				

MASTER FEES AND CHARGES SCHEDULE

DEPARTMENT: CITY MANAGER				
Fee Name	Description	Fee	Per	Type
CITY OF LONG BEACH BUSINESS DEVELOPMENT GROUPS				
Annual Application & Permit Fee - Events	Non-refundable annual application & permit fee for continuously scheduled event programs that create business-generating foot traffic in business districts, no street closures, no alcohol (business groups must be registered with the State as a nonprofit) -- Maximum of six (6) events/year	\$410.00	Each	Fee
Staff Monitoring	Site Visit and/or Standby Staffing	\$42.85	Hour	Fee
Administrative Fee - Late Payment Processing	Administrative Fee - Late Payment Processing	2%	Total fees/month of non-payment	Penalty
Administrative Fee - Processing	Administrative Fee	10%	Total Fees	Fee
FARMERS MARKET FEES				
Application & Permit Fee - Farmers Market	Non-refundable application & permit fee for certified farmers' markets on public property (permittee must be certified by the State of California)	\$460.00	6 Months	Fee
Staff Monitoring	Site Visit and/or Standby Staffing	\$42.85	Hour	Fee
Administrative Fee - Late Payment Processing	Administrative Fee for Late Payment Processing	2%	Total fees/month of non-payment	Penalty
Administrative Fee - Processing	Administrative Fee	10%	Total Fees	Fee
CARNIVAL FEES				
Application Fee - Carnival Operations	Non-Refundable application fee for carnivals	\$200	Each	Fee
Permit Fee - Carnival Operations	Permit fee for carnivals	\$250	Day	Fee
Staff Monitoring	Site Visit and/or Stand-by Staffing	\$42	Hour	Fee
Administrative Fee - Late Payment Processing	Administrative Fee for Late Payment Processing	2%	Total fees/month of non-payment	Penalty
Administrative Fee - Processing	Administrative Fee	10%	Total Fees	Fee
EVENT VENUE RENTAL FEES				

MASTER FEES AND CHARGES SCHEDULE

DEPARTMENT: CITY MANAGER				
Fee Name	Description	Fee	Per	Type
EVENT VENUE RENTAL FEES				
Venue Rental - Tier I Events	Rental of Marina Green, Rainbow Lagoon, Shoreline Park, Beaches, Waterways, Promenade, Rainbow Harbor Esplanade, or Rainbow Harbor Nautilus Shell for event days	\$305.00	Day	Rent
Venue Rental - Tier I Events	Rental of Marina Green, Rainbow Lagoon, Shoreline Park, Beaches, Waterways, Promenade, Rainbow Harbor Esplanade, or Rainbow Harbor Nautilus Shell for event prep/strike, move-in/move-out days	\$155.00	Day	Rent
Venue Rental - Tier II Events	Rental of Marina Green, Rainbow Lagoon, Shoreline Park, Beaches, Waterways, Promenade, Rainbow Harbor Esplanade, or Rainbow Harbor Nautilus Shell for event days	\$610.00	Day	Rent
Venue Rental - Tier II Events	Rental of Marina Green, Rainbow Lagoon, Shoreline Park, Beaches, Waterways, Promenade, Rainbow Harbor Esplanade, or Rainbow Harbor Nautilus Shell for event prep/strike, move-in/move-out days	\$305.00	Day	Rent
Venue Rental - Tier III Events	Rental of Marina Green, Rainbow Lagoon, Shoreline Park, Beaches, Waterways, Promenade, Rainbow Harbor Esplanade, or Rainbow Harbor Nautilus Shell for event days	\$1,020.00	Day	Rent
Venue Rental - Tier III Events	Rental of Marina Green, Rainbow Lagoon, Shoreline Park, Beaches, Waterways, Promenade, Rainbow Harbor Esplanade, or Rainbow Harbor Nautilus Shell for event prep/strike, move-in/move-out days	\$510.00	Day	Rent
City Property Use Fee - Tier I Events	Public property use fee for permits generated by Special Events and Filming for City properties without established venue rental fees (event days)	\$305.00	Day	Rent
City Property Use Fee - Tier I Events	Public property use fee for permits generated by Special Events and Filming for City properties without established venue rental fees (prep/strike, move-in/move-out days)	\$155.00	Day	Rent
City Property Use Fee - Tier II Events	Public property use fee for permits generated by Special Events and Filming for City properties without established venue rental fees (event days)	\$410.00	Day	Rent
City Property Use Fee - Tier II Events	Public property use fee for permits generated by Special Events and Filming for City properties without established venue rental fees (prep/strike, move-in/move-out days)	\$205.00	Day	Rent

MASTER FEES AND CHARGES SCHEDULE

DEPARTMENT: CITY MANAGER				
Fee Name	Description	Fee	Per	Type
EVENT VENUE RENTAL FEES				
City Property Use Fee - Tier III Events	Public property use fee for permits generated by Special Events and Filming for City properties without established venue rental fees (event days)	\$510.00	Day	Rent
City Property Use Fee - Tier III Events	Public property use fee for permits generated by Special Events and Filming for City properties without established venue rental fees (prep/strike, move-in/move-out days)	\$255.00	Day	Rent
Public Property Administrative Fee	Admin. fee for permits generated by Special Events and Filming for City owned property with established rates managed by various City departments	25%	Total Fees	Fee
Turf Restoration Fee	Restoration fee for events that create damage to landscape and/or hardscape areas to public park property	\$305.00	Each	Fee
Administrative Fee - Late Payment Processing	Administrative Fee for Late Payment Processing	2%	Total fees/month of non-payment	Penalty
Administrative Fee - Processing	Administrative Fee	10%	Total Fees	Fee
FILMING FEES				
Application Fee - Commercial Production Film (private & public property)	Non-Refundable Commercial Filming Application Fee	\$368	Each	Fee
Application Fee - Student Film (private & public property)	Non-Refundable Student Filming Application Fee (flat rate)	\$35	Each	Fee
Application Fee - Commercial Production Photography (private & public property)	Non-Refundable Commercial Still Photography Application Fee	\$132	Each	Fee
Application Fee - Student Photography (public & private property)	Non-Refundable Student Still Photography Application Fee (flat rate)	\$35	Each	Fee
Permit Fee - Commercial Production Film (private & public property)	Commercial Filming Permit Fee	\$525	Day	Fee
Permit Fee - Commercial Production Photography (private & public property)	Commercial Still Photography Permit Fee	\$158	Day	Fee
Permit Fee - Student Film/Photography (public & private property)	Student Filming/ Still Photography Permit Fee	\$0	Each	Fee

MASTER FEES AND CHARGES SCHEDULE

DEPARTMENT: CITY MANAGER				
Fee Name	Description	Fee	Per	Type
FILMING FEES				
Permit Fee - Revisions/Riders	Filming Revisions/Riders Fee to Original Permit	\$53	Each Item Changed	Fee
Staff Monitoring	Site Visit and/or Standby Staffing	\$42	Hour	Fee
Location Fee - Filming	Marina Green, or Rainbow Lagoon, or Shoreline Park	\$815.00	Day	Rent
Location Fee - Filming	Shoreline Drive	\$5,100.00	Day	Rent
Location Fee - Filming	Queensway Bridge	\$3,500	Day	Rent
Location Fee - Filming	Appian Way Bridge	\$1,020.00	Day	Rent
Location Fee - Filming	City Hall / Civic Center	\$5,000	Day	Rent
Administrative Fee - Late Payment Processing	Administrative Fee for Late Payment Processing	2%	Total fees/month of non-payment	Penalty
Administrative Fee - Processing	Administrative Fee for Filming	15%	Total Fees	Fee
POLE BANNER FEES				
Pole Banner Application/Permit Fee - City Streets (Commercial Use)	Non-refundable pole banner application & permit fee - City streets for commercial, convention, event, business district & community association use	\$510.00	Each	Fee
Pole Banner Permit Renewal Fee - City Streets (Commercial Use)	Non-refundable pole banner permit renewal fee - City streets for commercial, convention, event, business district & community association use	\$51.00	Each	Fee
Pole Banner Application/Permit Fee - City Streets (Non-Commercial Use / Public Service Announcements)	Non-refundable pole banner application & permit fee - City streets for neighborhood organizations / non-commercial use only	51	Year	Fee
Pole Banner Deposit	Refundable Pole Banner Deposit - Installation/Removal, Damage, etc.	510	Each	Penalty

MASTER FEES AND CHARGES SCHEDULE

DEPARTMENT: CITY PROSECUTOR				
Fee Name	Description	Fee	Per	Type
Pre-filing Diversion Fee	Fee for Misdemeanants eligible for Pre-filing Community Service diversion program.	\$100	Applicant	Fee
Change of plea and dismissal of charges after termination of probation	Fee authorized by Penal Code section 1203.4(c) to change plea or set aside verdict after completing probation.	\$150	Application	Fee
Change of plea and dismissal of charges against non-probationed misdemeanor after performance of sentence	Fee authorized by Penal Code section 1203.4a(c) to change plea or set aside verdict for misdemeanor not offered probation.	\$60	Application	Fee
Cost Recovery (Discretionary)	Recovery of costs related to law enforcement and prosecution activity, paid by criminal defendant; or in connection with administrative hearing or action, paid by requestor.	Case by case	Per Case	Fee

MASTER FEES AND CHARGES SCHEDULE

DEPARTMENT: DEVELOPMENT SERVICES				
Fee Name	Description	Fee	Per	Type
PLANNING				
ENVIRONMENTAL FEES				
Categorical Exemption/Statutory Exemption-Standalone	Review and processing of a categorical exemption or statutory exemption that is processed by itself for compliance with the California Environmental Quality Act (CEQA)	548.00	Application	Fee
Categorical Exemption-Infill Class 32	Review and processing of an Infill Class 32 categorical exemption for compliance with the California Environmental Quality Act (CEQA)	1,288.00	Application	Fee
Negative Declaration/Initial Study by Consultant	Review and processing of an initial study/negative declaration for compliance with the California Environmental Quality Act (CEQA)	115% of Consultant cost	Application	Fee
Mitigated Negative Declaration by Consultant	Review and processing of a mitigate negative declaration for compliance with the California Environmental Quality Act (CEQA)	115% of Consultant Cost	Application	Fee
Mitigated Negative Declaration by City Staff	Review and processing of a mitigate negative declaration for compliance with the California Environmental Quality Act (CEQA)	18,610.00	Application	Fee
Environmental Impact Report (EIR) Addendum To Certified EIR by Consultant	Review and processing of an addendum to an environmental impact report for compliance with the California Environmental Quality Act (CEQA)	115% of Consultant Cost	Application	Fee
Modification of Mitigation Measure by Consultant	Review and processing of a modification to an existing environmental mitigation measure for compliance with the California Environmental Quality Act (CEQA)	115% of Consultant Cost	Application	Fee
NEPA Environmental Assessment-FONSI by City Staff	Preparation of NEPA Environmental Assessment by City Staff	17,830.00	Application	Fee
NEPA Environmental Assessment-Mitigated FONSI by City Staff	Review and processing of a mitigated environmental assessment for compliance with the National Environmental Policy Act (NEPA)	35,440.00	Application	Fee
NEPA Environmental Assessment-Mitigated FONSI by Consultant	Review and processing of a mitigated environmental assessment for compliance with the National Environmental Policy Act (NEPA).	115% of Consultant Cost	Application	Fee
NEPA Exclusion with Worksheet by Consultant	Review and processing of an environmental exclusion with worksheet for compliance with the National Environmental Policy Act (NEPA)	115% of Consultant Cost	Application	Fee

MASTER FEES AND CHARGES SCHEDULE

DEPARTMENT: DEVELOPMENT SERVICES				
Fee Name	Description	Fee	Per	Type
ENVIRONMENTAL FEES				
NEPA Exclusion Without Worksheet by City Staff	Review and processing of an environmental exclusion without worksheet for compliance with the National Environmental Policy Act (NEPA).	790.00	Application	Fee
CEQA Compliance Checklist/Programmatic Environmental Impact Report (EIR) by Consultant	Review and processing of a programmatic environmental impact report and CEQA compliance checklist for compliance with the California Environmental Quality Act (CEQA)	115% of Consultant Cost	Application	Fee
Categorical Exemption/Statutory Exemption with Other Application	Review and processing of a categorical exemption or statutory exemption that is processed with another Planning application for compliance with the California Environmental Quality Act (CEQA)	415.00	Application	Fee
County Recorder Fee (Fixed, based on County)	Filing of environmental determination with Los Angeles County Clerk's office after action has been taken	\$75 or current fee charged by the County Recorder	Application	Fee
Negative Declaration/Initial Study by City Staff	Review and processing of an initial study/negative declaration for compliance with the California Environmental Quality Act (CEQA)	\$17,830.00 if prepared by City staff	Application	Fee
Environmental Impact Report (EIR) by Consultant	Preparation of an EIR associated with a development project by an outside consultant	115% of Consultant Cost	Application	Fee
Environmental Document Peer Review	Peer review of an environmental impact report when needed for compliance with the California Environmental Quality Act (CEQA)	115% of Consultant Cost	Application	Fee
Environmental Impact Report (EIR) Addendum To Certified EIR by City Staff	Review and processing of an addendum to an environmental impact report for compliance with the California Environmental Quality Act (CEQA)	20,755.00	Application	Fee
CEQA Compliance Checklist/Programmatic Environmental Impact Report (EIR) by City Staff	Review and processing of a programmatic environmental impact report and CEQA compliance checklist for compliance with the California Environmental Quality Act (CEQA)	6,805.00	Application	Fee
Ongoing mitigation monitoring by outside consultant	Ongoing mitigation monitoring by outside consultant	115% of billed consultant costs paid by the City	Report	Fee
Modification of Mitigation Measure by City Staff	Review and processing of a modification to an existing environmental mitigation measure for compliance with the California Environmental Quality Act (CEQA)	9,500.00	Report	Fee

MASTER FEES AND CHARGES SCHEDULE

DEPARTMENT: DEVELOPMENT SERVICES				
Fee Name	Description	Fee	Per	Type
ENVIRONMENTAL FEES				
NEPA Application	Preparation of National Environmental Protection Act (NEPA) Environmental Application	115% of billed consultant costs paid by the City	Application	Fee
NEPA Exclusion With Worksheet by City Staff	Review and processing of an environmental exclusion with worksheet for compliance with the National Environmental Policy Act (NEPA)	3,140.00	Application	Fee
NEPA Exclusion Without Worksheet by Consultant	Review and processing of an environmental exclusion without worksheet for compliance with the National Environmental Policy Act (NEPA)	115% of billed consultant costs paid by the City	Application	Fee
NEPA Environmental Assessment-FONSI by Consultant	Preparation of NEPA Environmental Assessment by Consultant	115% of Consultant Cost	Application	Fee
NEPA Environmental Impact Study (EIS) by Consultant	Review and processing of an environmental impact study for compliance with the National Environmental Policy Act (NEPA)	115% of billed consultant costs paid by the City	Application	Fee
ZONING FEES				
Standards Variance - Fence Permit	Review of the zoning and standards of a fence for compliance with City codes and standards	60.00	Permit	Fee
Administrative Use Permit	Review of an administrative use permit for compliance with City codes and standards	4,370.00	Application	Fee
Conditional Use Permit	Review of a Conditional Use Permit for compliance with City codes and standards	8,400.00	Application	Fee
Conditional Use Permit - Wireless	Review of a wireless conditional use permit for compliance with City codes and standards.	10,970.00	Application	Fee
CUP Exemption for Alcoholic Beverage Use	Review of a use permit for an alcoholic beverage exemption for compliance with City codes and standards	930.00	Application	Fee
Standards Variance - Fence Height Exception	Fence Height Exception through AUP or standard variances	780.00	Application	Fee
Annual Use Permit Zoning Compliance Inspection	For the annual review of sites for compliance with the conditions of approval for AUP and CUP	\$580.00 per application per year	Year	Fee
Standards Variance - New Construction	Review of a standards variance for an exception from the Zoning Code	\$5,945 per first variance plus \$1,745 per additional variance	Application	Fee
Work/Land Use without a permit (Double the permit fee)	For applications to legalize construction that occurred without approved permits	Double the total required permit fee	Application	Penalty

MASTER FEES AND CHARGES SCHEDULE

DEPARTMENT: DEVELOPMENT SERVICES				
Fee Name	Description	Fee	Per	Type
ZONING FEES				
DDED Noise Study Exemption Request	Review of a request for an exemption from providing a Noise Study for a project	120.00	Request	Fee
Cannabis Consultation	Initial consultation of a cannabis-related application to assist applicant with preparing the submittal	435.00	Application	Fee
BILLBOARD INVENTORY FEES				
Billboard Inventory Review	Review of the inventory of a billboard company for compliance with City-set limits on the number of billboards within the City	\$4,265 per application plus \$90 per each sign after 10 signs	Inventory	Fee
LOCAL COASTAL DEVELOPMENT PERMITS				
Coastal Development Permit -App B Form Only	Review and processing of a coastal development permit to the Coastal Commission for compliance with the State Coastal Act in which the project is coordinated by another City department or other agency	1,180.00	Application	Fee
Administrative Local Coastal Development Program	Review and processing of an administrative coastal development permit to the Coastal Commission for compliance with the State Coastal Act	1,345.00	Application	Fee
Local Coastal Program Amendment by Consultant	Review and processing of an amendment to an approved local coastal development permit to the Coastal Commission for compliance with the State Coastal Act	115% of Consultant Cost	Application	Fee
Coastal Development Permit (CDP) Submitted to Coastal Commission	Review and processing of an approval in concept for a coastal development permit to the Coastal Commission for compliance with the State Coastal Act	4,000.00	Application	Fee
Local Coastal Program (LCP) Amendment by City Staff	Review and processing of an amendment to an approved local coastal development permit to the Coastal Commission for compliance with the State Coastal Act	15,265.00	Application	Fee
Local Coastal Development Permit (LCDP) With No Other Planning Permit Required	Review and processing of a local coastal development permit to the Coastal Commission in which no other Planning permit is required for compliance with the State Coastal Act	4,370.00	Application	Fee

MASTER FEES AND CHARGES SCHEDULE

DEPARTMENT: DEVELOPMENT SERVICES				
Fee Name	Description	Fee	Per	Type
LOCAL COASTAL DEVELOPMENT PERMITS				
Local Coastal Development Permit (LCDP) With Other Planning Permit Required	Review and processing of a local coastal development permit to the Coastal Commission with other Planning permits for compliance with the State Coastal Act	1,995.00	Application	Fee
Coastal Permit Categorical Exclusion	Review of a categorical exemption for a Coastal Permit for compliance with the State Coastal Act	90.00	Application	Fee
Coastal Development Permit -Boat Dock	Review and processing of a boat dock coastal development permit to the Coastal Commission for compliance with the State Coastal Act	220.00	Application	Fee
MODIFICATIONS				
Modification - Director Admin	Review of a modification to a project not required to go back to the hearing body for compliance with City codes and standard	1,005.00	Application	Fee
Minor/Admin Modification to ZA	Non-hearing administrative over-the-counter review of a modification to a project for compliance with City codes and standards	925.00	Application	Fee
Modification - Staff SPR Committee	Review of a major modification to a project reviewed by the Site Plan Review Committee for compliance with City codes and standards	2,400.00	Application	Fee
Modification - Zoning Administrator	Review of a major modification to a project reviewed by the Zoning Administrator for compliance with City codes and standards	2,380.00	Application	Fee
Modification - Planning Commission	Review of a major modification to a project reviewed by the Planning Commission for compliance with City codes and standards	\$6,800 per application or 100% of original fee, whichever is less	Application	Fee
SIGN FEES				
Sign Standards Waiver	Review of a request for a waiver of sign standards	1,490.00	Application	Fee
Sign Program: 5-12 Signs	Review of a sign program for compliance with City codes and standards	2,870.00	Application	Fee
Sign Program: 13-25 Signs	Review of a sign program for compliance with City codes and standards	3,010.00	Application	Fee
Sign Program: 26-100 Signs	Review of a sign program for compliance with City codes and standards	4,850.00	Application	Fee

MASTER FEES AND CHARGES SCHEDULE

DEPARTMENT: DEVELOPMENT SERVICES				
Fee Name	Description	Fee	Per	Type
SIGN FEES				
Sign Program: 101+ Signs	Review of a sign program for compliance with City codes and standards	7,840.00	Application	Fee
Sign Program Amendment	Review of an amendment to an existing sign program for compliance with City codes and standards	2,035.00	Application	Fee
Sign Permit	Review of the zoning and standards of a sign for compliance with City codes and standards	90.00	Permit	Fee
Sign Permit (each additional sign)	Request for Zoning Sign Permit	45.00	Permit	Fee
Creative Sign Permit	Review of the zoning and standards of a creative sign for compliance with City codes and standards	1,580.00	Application	Fee
Promotional Activity Sign (Banner)	Review of the zoning and standards of a banner for compliance with City codes and standards.	\$30 for the first sign plus \$15 for each additional sign	Permit	Fee
SITE PLAN REVIEW (SPR) FEES				
Pre-Application -No New Sq Ft	A pre-application review for projects in which no new square feet is proposed to be added	1,715.00	Application	Fee
SPR Pre-Application: 1/2-1 Acre	Pre-application review of a site plan application of more than a half acre and less than or equal to 1 acre for compliance with City codes and standards	1,545.00	Application	Fee
SPR Pre-Application: 1-5 Acres	Pre-application review of a site plan application of more than one acre and less than or equal to 5 acres for compliance with City codes and standards	1,935.00	Application	Fee
SPR Pre-Application: 5+ Acres	Pre-application review of a site plan application of more than five acres for compliance with City codes and standards	2,335.00	Application	Fee
SPR Conceptual: up to 50,000 sq ft	Conceptual review of a site plan application up to 50,000 square feet for compliance with City codes and standards	7,000.00	Application	Fee
SPR Conceptual: 50,001 sq ft - 100,000 sq ft	Conceptual review of a site plan application of more than 50,000 square feet and less than or equal to 100,000 square feet for compliance with City codes and standards	\$7,000 per application plus \$45 per 1,000 square feet over 50,000 square feet	Application	Fee

MASTER FEES AND CHARGES SCHEDULE

DEPARTMENT: DEVELOPMENT SERVICES				
Fee Name	Description	Fee	Per	Type
SITE PLAN REVIEW (SPR) FEES				
SPR Conceptual: 100,001 sq ft - 300,000 sq ft	Conceptual review of a site plan application of more than 100,000 square feet and less than or equal to 300,000 square feet for compliance with City codes and standards	\$9,250 per application plus \$23 per 1,000 square feet over 100,000 square feet	Application	Fee
SPR Conceptual: 300,001 sq ft - 500,000 sq ft	Conceptual review of a site plan application of more than 300,000 square feet and less than or equal to 500,000 square feet for compliance with City codes and standards	\$13,850 per application plus \$47 per 1,000 square feet over 300,000 square feet	Application	Fee
SPR Conceptual: 500,001 sq ft - 1,000,000 sq ft	Conceptual review of a site plan application of more than 500,000 square feet for compliance with City codes and standards	\$23,250 per application plus \$27 per 1,000 square feet over 500,000 square feet	Application	Fee
SPR Review (Planning Commission): 0 - 50,000 sq ft	Review of a site plan application by the Planning Commission up to 50,000 square feet for compliance with City codes and standards	9,755.00	Application	Fee
SPR Review (Planning Commission): 50,001 sq ft - 100,000 sq ft	Review of a site plan application by the Planning Commission of more than 50,000 square feet and less than or equal to 100,000 square feet for compliance with City codes and standards	\$9,755 per application plus \$66 per 1,000 square feet over 50,000 square feet	Application	Fee
SPR Review (Planning Commission): 100,001 sq ft - 300,000 sq ft	Review of a site plan application by the Planning Commission of more than 100,000 square feet and less than or equal to 300,000 square feet for compliance with City codes and standards	\$13,055 per application plus \$33 per 1,000 square feet over 100,000 square feet	Application	Fee
SPR Review (Planning Commission): 300,001 sq ft - 500,000 sq ft	Review of a site plan application by the Planning Commission of more than 300,000 square feet and less than or equal to 500,000 square feet for compliance with City codes and standards	\$19,655 per application plus \$52 per 1,000 square feet over 300,000 square feet	Application	Fee

MASTER FEES AND CHARGES SCHEDULE

DEPARTMENT: DEVELOPMENT SERVICES				
Fee Name	Description	Fee	Per	Type
SITE PLAN REVIEW (SPR) FEES				
SPR Review (Planning Commission): 500,001 sq ft - 1,000,000 sq ft	Review of a site plan application by the Planning Commission of more than 500,000 square feet for compliance with City codes and standards	\$30,055 per application plus \$58 per 1,000 square feet over 500,000 square feet	Application	Fee
SPR Staff: 5-12 Units/1,000 sq ft - 5,000 sq ft	Review of a site plan application by staff of 5-12 residential units or more than 1,000 commercial square feet and less than or equal to 5,000 square feet for compliance with City codes and standards	7,725.00	Application	Fee
SPR Staff: 13-25 Units/5,001 sq ft - 25,000 sq ft	Review of a site plan application by staff of 13-25 residential units or more than 5,000 commercial square feet and less than or equal to 25,000 square feet for compliance with City codes and standards	10,610	Application	Fee
SPR Staff: 25-49 Units/25,001 sq ft - 50,000 sq ft	Review of a site plan application by staff of 25-49 residential units or more than 25,000 commercial square feet and less than or equal to 50,000 square feet for compliance with City codes and standards	13,595	Application	Fee
SPR Comm Ministerial Review for ADU	Ministerial review of a site plan application for Accessory Dwelling Units (ADUs) for compliance with City codes and standards	990.00	Application	Fee
SPR Wireless -Major Modification	Review of a major modification of an existing wireless site for compliance with City codes and standards	6,310	Application	Fee
SPR Wireless -Minor Modification	Review of a minor modification of an existing wireless site for compliance with City codes and standards	3,010.00	Application	Fee
Wireless Telecom Historic Resource	Review of the historic resources related to a wireless application for compliance with City codes and standards	\$3,000 per application. This fee is in addition to other Historic Planning fees.	Application	Fee
SPR Pre-Application up to 1/2 Acre	Pre-application review of a site plan application of up to and including a half acre for compliance with City codes and standards	1,305.00	Application	Fee

MASTER FEES AND CHARGES SCHEDULE

DEPARTMENT: DEVELOPMENT SERVICES				
Fee Name	Description	Fee	Per	Type
SITE PLAN REVIEW (SPR) FEES				
SPR Conceptual - Voluntary	Conceptual review of a site plan application that is voluntary for compliance with City codes and standards	\$2,760 per application. Fee is credited to future SPR fees if conceptual fee is voluntary	Application	Fee
SPR Staff: Wing Wall/Facade/Misc.	Review of a site plan application by staff of wing walls, facade remodels, or miscellaneous staff reviews for compliance with City codes and standards	610.00	Application	Fee
SPR Wireless -New Co-Location	Review of a wireless site plan application of a new co-location for compliance with City codes and standards	3,755.00	Application	Fee
SPR Staff: 1-4 Units/0-1,000 sq ft	Review of a site plan application by staff of 1-4 residential units or up to and equal to 1,000 commercial square feet for compliance with City codes and standards	1,985.00	Application	Fee
OTHER APPROVAL FEES				
Zoning Administrator Interpretation	Review of a request for the Zoning Administrator to interpret a particular section of the City Zoning Code	1,030.00	Application	Fee
Business License Review - Home Occupancy	Review of the zoning of a home occupation business for compliance with City codes and standards	15.00	Application	Fee
Continuance - PC/CHC/Council	Review of an applicant-requested continuance for a Cultural Heritage Committee, Planning Commission, or City Council hearing	\$2,305 per application. Public Hearing Noticing fees are separate	Application	Fee
MWELo Plan Review Performance Checklist - Residential/Commercial	Review of a Water Efficiency Landscape (MWELo) plan performance checklist for compliance with City codes and standards	580.00	Application	Fee
Development Agreement Amendment	Review and processing of an amendment to an existing development agreement for a particular project	Deposit determined by staff (\$20,000 minimum) with charges at the fully allocated hourly rates for all staff involved plus any outside costs	Application	Fee

MASTER FEES AND CHARGES SCHEDULE

DEPARTMENT: DEVELOPMENT SERVICES				
Fee Name	Description	Fee	Per	Type
OTHER APPROVAL FEES				
As-Plan Post Approval Review -Minor	Review of changes to a development project after approval but before building plan check submittal for compliance with City Codes and standards	4,055.00	Plan	Fee
As-Plan Post Approval Review -Major	Review of changes to a development project after approval but before building plan check submittal for compliance with City Codes and standards	10,320.00	Plan	Fee
Additional Plan Review	Additional plan review prior to scheduling of the hearing due to the actions of the applicant	2,100.00	Review	Fee
Administrative Adjustment	Review of an administrative adjustment from the City's zoning code	1,960	Application	Fee
Street Name Change	Review a request to change the name of a public City street for compliance with City codes and standards	Deposit determined by staff with charges at the full hourly rates for all staff involved plus any outside costs	Application	Fee
Classification of Use	Review of a request to classify a use not otherwise identified in the Zoning Code	7,320.00	Application	Fee
Administrative Land Use Permit	Review and documentation that special regulations for a proposed use have been met	210.00	Application	Fee
Park Use Permit	Review a request to establish a public park or community gardens on private property	5,590.00	Permit	Fee
Business License Zoning Approval	Review of the zoning of a business for compliance with City codes and standards	65.00	Application	Fee
Pay Phone Approval	Requests to install pay phones	\$155 for the first pay phone and \$52 for each additional pay phone submitted at the same time.	Phone	Fee
Development Agreement	Review and processing of a new development agreement for a particular project	Deposit determined by staff (\$36,000 minimum) with charges at the fully allocated hourly rates for all staff involved plus any outside costs	Agreement	Fee

MASTER FEES AND CHARGES SCHEDULE

DEPARTMENT: DEVELOPMENT SERVICES				
Fee Name	Description	Fee	Per	Type
OTHER APPROVAL FEES				
Time Extension	Review of a proposed time extension for compliance with City codes and standards	430.00	Request	Fee
Time Extension, each subsequent	Review of a proposed time extension for compliance with City codes and standards	\$600 for first request plus \$1,450 for each additional request	Request	Fee
Continuance - Zoning Administrator	Review of an applicant-requested continuance for a Zoning Administrator hearing	\$390 per application. Public Hearing Noticing fees are separate.	Application	Fee
Zoning Confirmation Letter	Providing a letter confirming the zoning of a particular parcel on request	280.00	Letter	Fee
Zoning Confirmation Letter with Additional Research	Providing a letter which requires additional research confirming the zoning of a particular parcel on request	855.00	Letter	Fee
Development Agreement Annual Review	Annual review of a development project for compliance with the terms of the development agreement	\$5,175 per review per year	Year	Fee
Planned Development District In Lieu Fee	An in lieu fee in an amount equivalent to the construction value of any public improvements required by the Planned Development District.	Construction value of required public improvements	Application	Fee
MWELo Plan Review Prescriptive Checklist - Residential (1-4 Units)	Review of a Water Efficiency Landscape (MWELo) plan prescriptive checklist for compliance with City codes and standards	75.00	Application	Fee
MWELo Plan Review Prescriptive Checklist - Commercial	Review of a Water Efficiency Landscape (MWELo) plan prescriptive checklist for compliance with City codes and standards	240.00	Application	Fee
PLANNING PLAN CHECK FEES				
Zoning Plan Check with Valuation of \$0-\$750,000	Zoning review of Building construction plans for compliance with City codes and standards	0.3% of project valuation with a minimum fee of \$310	Plan Check	Fee
Zoning Plan Check with Valuation of \$750,001+	Zoning review of Building construction plans for compliance with City codes and standards	0.6% of project valuation, but no greater than 95% of the Building standard plan check fee	Plan Check	Fee
SUBDIVISION APPLICATION FEES				

MASTER FEES AND CHARGES SCHEDULE

DEPARTMENT: DEVELOPMENT SERVICES				
Fee Name	Description	Fee	Per	Type
SUBDIVISION APPLICATION FEES				
Tentative Parcel Map -Planning Commission	Review of a tentative map of up to 4 lots for compliance with City codes and standards and the Subdivision Map Act	9,700.00	Application	Fee
Parcel Map Waiver	Review of a waiver of the need for a parcel for compliance with City codes and standards and the Subdivision Map Act	1,295.00	Application	Fee
Tentative Tract Map: 5-20 Lots	Review of a tentative map of 5 or more lots for compliance with City codes and standards and the Subdivision Map Act	11,500.00	Application	Fee
Tentative Tract Map: 21-40 Lots	Review of a tentative map of 5 or more lots for compliance with City codes and standards and the Subdivision Map Act	\$16,765 plus \$102 per lot over 20 lots	Application	Fee
Tentative Tract Map: 41-80 Lots	Review of a tentative map of 5 or more lots for compliance with City codes and standards and the Subdivision Map Act	\$18,805 plus \$99 per lot over 40 lots	Application	Fee
Tentative Tract Map: 81-120 Lots	Review of a tentative map of 5 or more lots for compliance with City codes and standards and the Subdivision Map Act	\$22,765 plus \$181 per lot over 80 lots	Application	Fee
Tentative Tract Map: 120+ Lots	Review of a tentative map of 5 or more lots for compliance with City codes and standards and the Subdivision Map Act	\$30,005 plus \$125 per lot over 120 lots	Application	Fee
Condominium Tentative Map: 13-25 Units	Review of a new condominium or condominium conversion tentative map for compliance with City codes and standards and the Subdivision Map Act	17,690.00	Application	Fee
Condominium Tentative Map: 26+ Units	Review of a new condominium or condominium conversion tentative map for compliance with City codes and standards and the Subdivision Map Act	\$17,690 plus \$112 per unit over 25 units	Application	Fee
Lot Merger - Administrative	Review of a merger of two lots into one lot by staff for compliance with City codes and standards and the Subdivision Map Act	1,710.00	Application	Fee
Condominium Conversion	Review of a conversion of an apartment or hotel to a condominium for compliance with City codes and standards	\$12,670 per application plus \$355 per unit. This fee is in addition to Map fees.	Application	Fee

MASTER FEES AND CHARGES SCHEDULE

DEPARTMENT: DEVELOPMENT SERVICES				
Fee Name	Description	Fee	Per	Type
SUBDIVISION APPLICATION FEES				
Condo Conversion Exemption	Review of an exemption of a conversion of an apartment or hotel to a condominium for compliance with City codes and standards and the Subdivision Map Act	1,945.00	Application	Fee
Condominium Tentative Map: 2-12 Units	Review of a new condominium or condominium conversion tentative map for compliance with City codes and standards and the Subdivision Map Act	15,245.00	Application	Fee
Tentative Parcel Map -Zoning Administrator	Review of a tentative map of up to 4 lots for compliance with City codes and standards and the Subdivision Map Act	4,420.00	Application	Fee
Vesting Tentative Map	Review of a tentative map of up to 4 lots for compliance with City codes and standards and the Subdivision Map Act	Additional \$1,010 per application	Application	Fee
Final Map Review	Review of a final map for compliance with City codes and standards and the Subdivision Map Act	\$1,740 per application plus \$30 per lot/unit	Application	Fee
Lot Merger- Zoning Administrator	Review of a merger of two lots into one lot by the Zoning Administrator for compliance with City codes and standards and the Subdivision Map Act	1,515.00	Application	Fee
Lot Line Adjustment	Review of an adjustment of the lot line between two lots for compliance with City codes and standards and the Subdivision Map Act	5,050.00	Application	Fee
Certificate of Compliance - Standalone	Issuance of Certificate of Compliance	\$1,710 and county recording fee.	Application	Fee
ZONING AMENDMENT FEES				
Zoning Amendment/Map Change (includes changes to PDs)	Processing of changes to zoning designation or map modification	15,265.00	Application	Fee
GENERAL PLAN AMENDMENT FEES				
General Plan Conformity Certification - Other	Review of a general plan conformity certification for applications other than an alley vacation for compliance with City codes and standards	6,480.00	Application	Fee
General Plan Amendment -Text	Review of proposed changes to the General Plan zoning text designation for compliance with City codes and standards	19,825.00	Application	Fee

MASTER FEES AND CHARGES SCHEDULE

DEPARTMENT: DEVELOPMENT SERVICES				
Fee Name	Description	Fee	Per	Type
GENERAL PLAN AMENDMENT FEES				
Zone Text Amendment	Review of proposed changes to the zoning text designation for compliance with City codes and standards	19,825	Application	Fee
General Plan Amendment -Map	Review of proposed changes to the General Plan zoning map designation for compliance with City codes and standards	15,265.00	Application	Fee
General Plan Conformity Certification - Alley Vacation	Review of a general plan conformity certification for an alley vacation for compliance with City codes and standards	3,450.00	Application	Fee
APPEAL FEES				
Appeal to City Council by Applicant	Review and processing of an appeal of a Planning Commission decision to the City Council	4,735.00	Appeal	Fee
Appeal to City Council by Third Party	Review and processing of an appeal of a Planning Commission decision to the City Council	400.00	Appeal	Fee
Appeal to Planning Commission of 100% Affordable Housing Project	Review and processing of an appeal of a decision to the Planning Commission	4,820.00	Appeal	Fee
Appeal to City Council of 100% Affordable Housing Project	Review and processing of an appeal of a Planning Commission decision to the City Council	4,735.00	Appeal	Fee
Appeal to Planning Commission by Applicant	Review and processing of an appeal of a decision to the Planning Commission	4,820.00	Appeal	Fee
Appeal to Planning Commission by Third Party	Review and processing of an appeal of a decision to the Planning Commission	400.00	Appeal	Fee
DDED Noise Study Exemption Appeal	Review of an appeal of an exemption decision from providing a Noise Study for a project	1,190.00	Appeal	Fee
CERTIFICATE OF APPROPRIATENESS (COA)				
COA Appeal of Staff Decision of a 100% Affordable Housing Project	Appeal of a Certificate of Appropriateness staff decision of a 100% Affordable Housing Project	1,500.00	Appeal	Fee
COA: Cultural Heritage Committee (CHC) Review (>250 sq ft or Visible) - Other	Cultural Heritage Committee review of a Certificate of Appropriateness for construction of more than 250 square feet or visible from street for compliance with City codes and standards	3,325.00	Application	Fee
COA Appeal of Staff Decision to Cultural Heritage Commission by Third Party	Appeal of a Certificate of Appropriateness staff decision to the Cultural Heritage Committee	1,000.00	Appeal	Fee

MASTER FEES AND CHARGES SCHEDULE

DEPARTMENT: DEVELOPMENT SERVICES				
Fee Name	Description	Fee	Per	Type
CERTIFICATE OF APPROPRIATENESS (COA)				
COA: Signs, Utilities, and Other Minor Exterior Features	Review of a Certificate of Appropriateness for signs, utilities, and other minor exterior features for compliance with City codes and standards	78.00	Application	Fee
COA Pre-application Review Fee	Pre-application review fee for a Certificate of Appropriateness (COA). The cost of this fee will be credited to the COA when an application is submitted.	500.00	Application	Fee
COA: Windows, Doors, and Other Exterior Materials (Single Family and up to 4 DU's)	Review of a Certificate of Appropriateness for windows and doors for single family residences and multi-family residences up to four dwelling units for compliance with City codes and standards	500.00	Application	Fee
COA: Accessory Structures	Certificate of Appropriateness for Accessory Structures, including but not limited to: garages and work/storage sheds	690.00	Application	Fee
COA: Windows & Doors (Multiple Family and Non-Residential)	Review of a Certificate of Appropriateness for windows and doors for multi-family residences over four dwelling units commercial buildings for compliance with City codes and standards.	880.00	Application	Fee
COA: Staff Review (<250 sq ft)	Staff review of a Certificate of Appropriateness for construction of less than 250 square feet for compliance with City codes and standards	1,240.00	Application	Fee
COA: Cultural Heritage Committee (CHC) Review (>250 sq ft or Visible) for Accessory Dwelling Units	Cultural Heritage Committee review of a Certificate of Appropriateness for construction of more than 250 square feet or visible from street for compliance with City codes and standards	1,240.00	Application	Fee
COA Demolition	Review of a Certificate of Appropriateness for demolition work for compliance with City codes and standards	7,070.00	Application	Fee
COA Time Extension	Review of a Certificate of Appropriateness for a time extension for compliance with City codes and standards	470.00	Application	Fee
COA Time Extension, each subsequent	Each subsequent time extension of COA	680.00	Application	Fee
COA Minor Revision	Review of a Certificate of Appropriateness for a minor revision for compliance with City codes and standards	50% of the original fee, but no less than \$70.	Request	Fee
COA Major Revision	Review of a Certificate of Appropriateness for a major revision for compliance with City codes and standards	50% of the original fee, but no less than \$90	Application	Fee

MASTER FEES AND CHARGES SCHEDULE

DEPARTMENT: DEVELOPMENT SERVICES				
Fee Name	Description	Fee	Per	Type
CERTIFICATE OF APPROPRIATENESS (COA)				
Unauthorized Work Without COA	Work done to a historic site, without approved COA	Twice the cost of the original COA fee.	Violation	Penalty
COA Appeal of Staff Decision to CHC by Applicant	Appeal of a Certificate of Appropriateness staff decision to the Cultural Heritage Committee	1,500.00	Appeal	Fee
MILLS ACT				
Landmark Recision	Review of a proposed recision to an existing landmark designation for compliance with State codes and standards	13,760.00	Application	Fee
Mills Act Inspection -Non-Compliance Properties	Inspection of a Mills Act historic building for compliance with State codes and standards	1,000.00	Site	Fee
Landmark Amendment	Review of a proposed amendment to an existing landmark designation for compliance with State codes and standards	2,500.00	Application	Fee
Mills Act Pre-Application	Review of a pre-application for a Mills Act historic building application	220.00	Application	Fee
Mills Act Application	Review of a Mills Act historic building application for compliance with State codes and standards	2,500.00	Application	Fee
Mills Act/Landmark Combo	Combined processing of Mills Act and Historic Landmark Designation Applications	100% of the largest fee and 50% of other fees	Application	Fee
Mills Act Inspection Fee - Compliant Properties	Annual inspection of a Mills Act property - Compliant Properties	No charge	Site	Fee
Landmark Designation	Review of a landmark designation for compliance with State codes and standards	1,410.00	Application	Fee
OTHER HISTORIC PRESERVATION FEES				
Appeal of CHC Decision to Planning Commission by Applicant	Appeal of a Cultural Heritage Committee decision to the Planning Commission	5,675.00	Appeal	Fee
Appeal of CHC Decision to Planning Commission by Third Party	Appeal of a Cultural Heritage Committee decision to the Planning Commission	1,000.00	Appeal	Fee
Appeal of CHC Decision of a 100% Affordable Housing Project	Appeal of a Cultural Heritage Committee decision of a 100% Affordable Housing Project	\$5,675.00	Appeal	Fee

MASTER FEES AND CHARGES SCHEDULE

DEPARTMENT: DEVELOPMENT SERVICES				
Fee Name	Description	Fee	Per	Type
OTHER HISTORIC PRESERVATION FEES				
Historic District Request	Review of a request for a new historic district for compliance with State codes and standards	Actual Consultant cost plus 50% for administration/ review	Application	Fee
CHC Continuance	Processing an applicant-requested continuance to a date uncertain for a Cultural Heritage Committee hearing	821.00	Application	Fee
MAILED PUBLIC HEARING NOTICING FEES				
Mailed Notice for Public Hearing -- 300' Radius	Mailed notices pursuant to Long Beach Municipal Code Section 21.21.302(B)(4)	\$410.00	Notice	Fee
Mailed Notice for Public Hearing -- 500' Radius	Mailed notices pursuant to Long Beach Municipal Code Section 21.21.302(B)(4)	\$645.00	Notice	Fee
Mailed Notice for Public Hearing -- 750' or greater radius	Mailed notices pursuant to Long Beach Municipal Code Section 21.21.302(B)(4)	\$950.00	Notice	Fee
BUILDING				
LOW IMPACT DEVELOPMENT FEES				
Offsite Runoff Mitigation Fee	Project that does not demonstrate compliance with LID standards shall pay a fee to the city to construct or apply towards the construction of an offsite mitigation project.	\$3 per square foot	square foot	Fee
PLAN CHECK FEES				
BUILDING PLAN CHECK				
Standard Plan Check	75% of Building Permit fee, but not less than \$105.	75% of Building Permit fee, but not less than \$105.	Plan Check	Fee
Additional Building Plan Check for National Pollutant Discharge Elimination System (NPDES)	75% of NPDES permit fee	75% of NPDES permit fee	Plan check	Fee
Additional Building Plan Check for Flood Regulation	Plan review for all construction or work required to comply with the Flood regulations.	190.00	Plan Check	Fee
Additional Building Plan Check for Title 24 Accessibility	10% of the Building Plan Check fee	10% of the Building Plan Check fee	Plan check	Fee
Additional Building Plan Check for Title 24 Energy	10% of the Building Plan Check fee	10% of the Building Plan Check fee	Plan check	Fee

MASTER FEES AND CHARGES SCHEDULE

DEPARTMENT: DEVELOPMENT SERVICES				
Fee Name	Description	Fee	Per	Type
PLAN CHECK FEES				
Additional Plan Check for Geologic/Soils Report Review	115% of consultant costs billed to the City or \$265 per hour if reviewed by City staff	115% of consultant costs billed to the City or \$265 per hour if reviewed by City staff	Report	Fee
Combination Plan Check	75% of Building Permit fee, but not less than \$105	75% of Building Permit fee, but not less than \$105.	Plan Check	Fee
Monument/Pole Sign Plan Check	Plan check for a monument or pole sign	235.00	Plan	Fee
Grading Plan Check	75% of Grading Permit fee	75% of Grading Permit fee	Plan check	Fee
Sign Plan Check	\$115 plus 100% of Zoning Sign Permit fee.	\$115 plus 100% of Zoning fee.	Plan	Fee
Combination Sign Plan Check	75% of Sign Permit fees, but not less than \$100 plus 100% of Zoning Sign Permit fee.	75% of Sign Permit fees, but not less than \$100 plus 100% of Zoning Sign Permit fee.	Sign Permit Plan Check	Fee
ELECTRICAL PLAN CHECK				
Additional Electrical Plan Check for Title 24 Energy	Additional electrical plan check for Title 24 Energy	\$0.0224 per square foot, but not less than \$100	Plan Check	Fee
Electrical Plan Check Minimum Fee	Plan review of electrical work	100% of the Electrical Permit fee, but not less than \$200	Plan Check	Fee
FIRE PLAN CHECK				
Fire Sprinkler Plan Review: 251-500 Heads	Plan review of fire sprinkler systems for compliance with State Fire Codes	1,575.00	Plan	Fee
Fire Sprinkler Plan Review: 501-1,000 Heads	Plan review of fire sprinkler systems for compliance with State Fire Codes	2,025.00	Plan	Fee
Fire Sprinkler Plan Review: 1,000+ Heads	Plan review of fire sprinkler systems for compliance with State Fire Codes	3,375.00	Plan	Fee
Fire Standpipe Plan Review - Standalone	Plan review of fire standpipe systems for compliance with State Fire Codes	\$675 per Standpipe	Standpipe	Fee

MASTER FEES AND CHARGES SCHEDULE

DEPARTMENT: DEVELOPMENT SERVICES				
Fee Name	Description	Fee	Per	Type
PLAN CHECK FEES				
Underground Piping Plan Review with a Sprinkler System Plan	Plan review of fire sprinkler underground piping systems for compliance with State Fire Codes	450.00	Plan	Fee
Underground Piping Plan Review - Standalone	Plan review of fire sprinkler underground piping systems for compliance with State Fire Codes	675.00	Plan	Fee
Fire Alarm Plan Review: 11-50 Devices	Plan review of fire alarm systems for compliance with State Fire Codes	900.00	Plan	Fee
Fire Alarm Plan Review: 51-200 Devices	Plan review of fire alarm systems for compliance with State Fire Codes	1,575.00	Plan	Fee
Fire Alarm Plan Review: 201-500 Devices	Plan review of fire alarm systems for compliance with State Fire Codes	2,250.00	Plan	Fee
Fire Alarm Plan Review: 500+ Devices	Plan review of fire alarm systems for compliance with State Fire Codes	3,600.00	Plan	Fee
Fire Life Safety Plan Review (Project Valuation: \$2,001-\$20,000)	Fire life safety plan review of new and tenant improvement construction for compliance with State Fire Codes	\$100 plus \$13.89 per each add'l \$1,000 over \$2,000	Plan	Fee
Fire Life Safety Plan Review (Project Valuation: \$20,001-\$50,000)	Fire life safety plan review of new and tenant improvement construction for compliance with State Fire Codes	\$350 plus \$7.90 per each add'l \$1,000 over \$20,000	Plan	Fee
Fire Life Safety Plan Review (Project Valuation: \$50,001-\$100,000)	Fire life safety plan review of new and tenant improvement construction for compliance with State Fire Codes	\$587 plus \$3.12 per each add'l \$1,000 over \$50,000	Plan	Fee
Fire Life Safety Plan Review (Project Valuation: \$100,001-\$500,000)	Fire life safety plan review of new and tenant improvement construction for compliance with State Fire Codes	\$743 plus \$2.25 per each add'l \$1,000 over \$100,000	Plan	Fee
Fire Life Safety Plan Review (Project Valuation: \$500,001-\$1,000,000)	Fire life safety plan review of new and tenant improvement construction for compliance with State Fire Codes	\$1,643 plus \$3.28 per each add'l \$1,000 over \$500,000	Plan	Fee
Fire Life Safety Plan Review (Project Valuation: \$1,000,001+)	Fire life safety plan review of new and tenant improvement construction for compliance with State Fire Codes	\$3,285 plus \$1.64 per each add'l \$1,000 over \$1,000,000	Plan	Fee
Fire Pump Plan Review - Standalone	Plan review of fire sprinkler pumps for compliance with State Fire Codes	675.00	Plan	Fee
Fire Hood System Plan Review	Plan review of fire hood systems for compliance with State Fire Codes	450.00 per Hood	Hood	Fee

MASTER FEES AND CHARGES SCHEDULE

DEPARTMENT: DEVELOPMENT SERVICES				
Fee Name	Description	Fee	Per	Type
PLAN CHECK FEES				
Fire Life Safety Plan Review (Project Valuation: \$0-\$2,000)	Fire life safety plan review of new and tenant improvement construction for compliance with State Fire Codes	100.00	Plan	Fee
Fire Sprinkler Review: 51-250 Heads	Plan review of fire sprinkler systems for compliance with State Fire Codes	1,350.00	Plan	Fee
Fire Sprinkler Plan Review: 1-50 Heads	Plan review of fire sprinkler systems for compliance with State Fire Codes	790.00	Plan	Fee
Fire Standpipe Plan Review with a Sprinkler System Plan	Plan review of fire standpipe systems for compliance with State Fire Codes	\$225 per Standpipe	Standpipe	Fee
Fire Pump Plan Review with a Sprinkler System Plan	Plan review of fire sprinkler pumps for compliance with State Fire Codes	450.00	Plan	Fee
Fire Alarm Plan Review: 1-10 Devices	Plan review of fire alarm systems for compliance with State Fire Codes	790.00	Plan	Fee
Fire Suppression System Plan Review	Plan review of fire suppression systems for compliance with State Fire Codes	1,125.00	Plan	Fee
Fire Department Emergency Access and Building Emergency Egress Plan Check	Fire Department Emergency Access and Building Emergency Egress Plan Check	85% of Permit fee	Application	Fee
High Piled Storage Plan Check	High Piled Storage Plan Check	85% of Permit fee	Application	Fee
Hazardous Materials Plan Check, when not in "H" Occupancies.	Hazardous Materials Plan Check, when not in "H" Occupancies.	85% of Permit fee	Application	Fee
Flammable Liquids and Other Hazardous Materials Storage, Handling and Mixing Rooms or Buildings Classified as H-1 or H-2 Occupancies Plan Check	Engineers/Contractors/Owners pay for the Plan Check of fire and life safety compliance.	85% of Permit fee	Application	Fee
Gases and Liquefied Gas Systems - 120 to 6,000 cubic feet capacity Plan Check	Engineers/Contractors/Owners pay for the review of plans for fire and life safety compliance.	85% of Permit fee	Application	Fee
Gases and Liquefied Gas Systems - 6,001 to 12,000 cubic feet capacity Plan Check	Engineers/Contractors/Owners pay for the review of plans for fire and life safety compliance.	85% of Permit fee	Application	Fee
Gases and Liquefied Gas Systems - over 12,000 cubic feet capacity Plan Check	Engineers/Contractors/Owners pay for the review of plans for fire and life safety compliance.	85% of Permit fee	Application	Fee

MASTER FEES AND CHARGES SCHEDULE

DEPARTMENT: DEVELOPMENT SERVICES				
Fee Name	Description	Fee	Per	Type
PLAN CHECK FEES				
PLUMBING PLAN CHECK				
Plumbing Plan Check	Plan review of plumbing work	100% of the Plumbing Permit fee, but not less than \$200.	Plan Check	Fee
Potable water systems where the building supply is 1 1/2 inches through 2 inches	In addition to the plumbing plan check minimum fee, any of the following work below will require additional plan check fee:	52.00	Each	Fee
Potable water systems where the building supply is 2 1/2 inches through 4 inches	In addition to the plumbing plan check minimum fee, any of the following work below will require additional plan check fee:	71.00	Each	Fee
Potable water systems where the building supply is 5 inches and over	In addition to the plumbing plan check minimum fee, any of the following work below will require additional plan check fee:	120.00	Each	Fee
Fuel gas (piping system) 2 inches	In addition to the plumbing plan check minimum fee, any of the following work below will require additional plan check fee:	32.00	Each	Fee
Fuel gas (piping system) 2 1/2 inches through 4 inches	In addition to the plumbing plan check minimum fee, any of the following work below will require additional plan check fee:	71.00	Each	Fee
Fuel gas (piping system) 5 inches and over	In addition to the plumbing plan check minimum fee, any of the following work below will require additional plan check fee:	122.00	Each	Fee
Combination waste and vent systems, each system	In addition to the plumbing plan check minimum fee, any of the following work below will require additional plan check fee:	62.00	Each	Fee
Sumps (automatic sewage ejectors): each system	In addition to the plumbing plan check minimum fee, any of the following work below will require additional plan check fee:	62.00	Each	Fee
Industrial liquid waste and waste water systems as defined in sections 15.04.160 and 15.04.340 of the Municipal Code	In addition to the plumbing plan check minimum fee, any of the following work below will require additional plan check fee:	62.00	Each	Fee
Wet standpipe systems supplied from the potable building water piping	In addition to the plumbing plan check minimum fee, any of the following work below will require additional plan check fee:	81.00	Each	Fee
Medium Pressure Gas Piping Systems: Per Building	In addition to the plumbing plan check minimum fee, any of the following work below will require additional plan check fee:	62.00	Each	Fee

MASTER FEES AND CHARGES SCHEDULE

DEPARTMENT: DEVELOPMENT SERVICES				
Fee Name	Description	Fee	Per	Type
PLAN CHECK FEES				
Medium Pressure Gas: Yard Piping Only	In addition to the plumbing plan check minimum fee, any of the following work below will require additional plan check fee:	62.00	Each	Fee
For fixtures required to comply with California state regulations for disabled access	In addition to the plumbing plan check, any of the following work below will require additional plan check fee:	\$10 per fixture, but not less than \$100	Fixture	Fee
MECHANICAL PLAN CHECK				
Mechanical Plan Check Minimum Fee	Plan review of mechanical work	100% of the Mechanical Permit fee, but not less than \$200	Plan Check	Fee
Additional Mechanical Plan Check for Title 24 Energy	For any installation required to comply with the rules and regulations of the California state energy resources conservation and development commission	\$0.05816 per square foot, but not less than \$100	Plan Check	Fee
OTHER PLAN CHECK				
Expedited Plan Check	Plan check reviewed in half the time of Standard service - cutting the plan check turnaround time by 50%.	Double the Standard Plan Check fee or the Standard Plan Check fee plus \$244,000, whichever is less.	Plan Check	Fee
Miscellaneous Plan Check	Plan review not otherwise classified	\$255 per hour	Plan Check	Fee
Plan Rechecking	Plans that have been checked and are subsequently so revised as to necessitate rechecking	50% of the Building Permit fee, but not less than \$265	Plan Check	Fee
Cannabis Consultation	Pre-plan check consultation to assist applicant with providing application materials	255.00	Application	Fee
PERMIT FEES				
Monument/Pole Sign Permit	Permit fee for monument or pole sign	100% of Building Permit fee	Permit	Fee
Strong-Motion Instrumentation & Seismic Hazard Mapping Fee (1 to 3 Story Residential)	State mandated fee applied to each Building Permit application. Fee amount is based on valuation.	\$0.13 per each \$1,000 of valuation or fraction thereof with a minimum of \$0.50	Application	Fee

MASTER FEES AND CHARGES SCHEDULE

DEPARTMENT: DEVELOPMENT SERVICES				
Fee Name	Description	Fee	Per	Type
PERMIT FEES				
Strong-Motion Instrumentation & Seismic Hazard Mapping Fee (Over 3 Story Residential and all Commercial)	State mandated fee applied to each Building Permit application. Fee amount is based on valuation.	\$0.28 per each \$1,000 of valuation or fraction thereof with a minimum of \$0.50	Application	Fee
Green Building Standards Fee	State mandated fee applied to each Building Permit application. Fee amount determined by valuation.	\$1 for every \$25,000 of valuation with appropriate fractions thereof, but not less than \$1	Application	Fee
Building Permit (up to \$500)	For total construction valuation up to \$500	84.00	Permit	Fee
Building Permit (\$501 to \$2,000)	For total construction valuation between \$501 to \$2,000	\$84 for the first \$500 plus \$2.68 for each additional \$100 or fraction thereof to and including \$2,000	Permit	Fee
Building Permit (\$2,001 to \$20,000)	For total construction valuation between \$2001 to \$20,000	\$124.20 for the first \$2,000 plus \$13.54 for each additional \$1,000 or fraction thereof to and including \$20,000	Permit	Fee
Building Permit (\$20,001 to \$50,000)	For total construction valuation between \$20,001 to \$50,000	\$367.92 for the first \$20,000 plus \$9.59 for each additional \$1,000 or fraction thereof to and including \$50,000	Permit	Fee

MASTER FEES AND CHARGES SCHEDULE

DEPARTMENT: DEVELOPMENT SERVICES				
Fee Name	Description	Fee	Per	Type
PERMIT FEES				
Building Permit (\$50,001 to \$100,000)	For total construction valuation between \$50,001 to \$100,000	\$655.62 for the first \$50,000 plus \$7.97 for each additional \$1,000 or fraction thereof to and including \$100,000	Permit	Fee
Building Permit (\$100,001 to \$1,000,000)	For total construction valuation \$100,001 to \$1,000,000	\$1,054.12 for the first \$100,000 plus \$4.86 for each additional \$1,000 or fraction thereof to and including \$1,000,000	Permit	Fee
Building Permit (\$1,000,001 and up)	For total construction valuation \$1,000,001 and up	\$5,428 for the first \$1,000,000 plus \$4.86 for each additional \$1,000 or fraction thereof	Permit	Fee
Combination Building Permit	Permit fee for building or structure of a Group R, Division 3 or Group U-1 occupancy, or additions or alterations thereto, which includes all building, electrical, plumbing, heating, ventilating, and air conditioning work	150% of Building Permit fee, but not less than \$140	Permit	Fee
Additional Building Permit for National Pollutant Discharge Elimination System (NPDES)	Permit fee for projects regulated under chapter 18.95 of this code	\$1.73 for each \$1,000, or fraction thereof, of construction valuation	Permit	Fee
Additional Building Permit for Title 24 Accessibility	Permit fee for all construction or work required to comply with Title 24, Part 2, of the CCR, Section 101.17, et seq., the state's disabled access and adaptability requirements	10% of the Building Permit fee	Permit	Fee
Grading Permit (50 cy or less)	For 50 cubic yards or less	84.00	Permit	Fee
Grading Permit (51 cy to 100 cy)	For 51 to 100 cubic yards	168.00	Permit	Fee

MASTER FEES AND CHARGES SCHEDULE

DEPARTMENT: DEVELOPMENT SERVICES				
Fee Name	Description	Fee	Per	Type
PERMIT FEES				
Grading Permit (101 cy to 1,000 cy)	For 101 to 1,000 cubic yards	\$168.00 for the first 100 cubic yards, plus \$52 for each additional 100 cubic yards or fraction thereof	Permit	Fee
Grading Permit (1,001 cy to 10,000 cy)	For 1,001 to 10,000 cubic yards	\$636 for the first 1,000 cubic yards, plus \$100 for each additional 1,000 cubic yards or fraction thereof	Permit	Fee
Grading Permit (10,001 cy to 100,000 cy)	For 10,001 to 100,000 cubic yards	\$1,536 for the first 10,000 cubic yards, plus \$205 for each additional 10,000 cubic yards or fraction thereof	Permit	Fee
Grading Permit (100,001 cy or more)	For 100,001 cubic yards or more	\$3,381 for the first 100,000 cubic yards, plus \$54 for each additional 10,000 cubic yards or fraction thereof	Permit	Fee
Sign Permit	Permit fee for sign and sign support structure	100% of Building Permit fee	Permit	Fee
Combination Sign Permit	Permit fee for sign and sign support structure which include circuits or electrical components	125% of the Sign Permit fee	Permit	Fee
Expired Permit	Renewing an expired permit	50% of a new Permit fee, but not less than \$92	Permit	Fee
Structural Observation Report Verification	Verify that all structural observation reports have been received prior to the issuance of a certificate of occupancy	\$127 to verify that all reports have been received	Permit	Fee
MOVING BUILDING PERMIT FEE				

MASTER FEES AND CHARGES SCHEDULE

DEPARTMENT: DEVELOPMENT SERVICES				
Fee Name	Description	Fee	Per	Type
PERMIT FEES				
Structure or house (to within)	Moving building or structure within the city	\$1,745 posting and examination and \$312 permit fee	Permit	Fee
Structure or house (through or to without)	Moving building or structure through or to without the city	\$314 permit fee	Permit	Fee
FIRE PERMIT FEES				
Fire Hood System Inspection	Inspection of the installation of fire hood systems for compliance with State Fire Codes	\$705 per Hood	Hood	Fee
Fire Pump Inspection - Standalone	Inspection of the installation of fire sprinkler pumps for compliance with State Fire Codes	940.00	Permit	Fee
Fire Alarm Inspection: 11-50 Devices	Inspection of the installation of fire alarm systems for compliance with State Fire Codes	1,175.00	Permit	Fee
Fire Alarm Inspection: 51-200 Devices	Inspection of the installation of fire alarm systems for compliance with State Fire Codes	1,955.00	Permit	Fee
Fire Alarm Inspection: 201-500 Devices	Inspection of the installation of fire alarm systems for compliance with State Fire Codes	2,660.00	Permit	Fee
Fire Alarm Inspection: 500+ Devices	Inspection of the installation of fire alarm systems for compliance with State Fire Codes	3,440.00	Permit	Fee
Fire Standpipe Inspection - Standalone	Inspection of the installation of fire standpipe systems for compliance with State Fire Codes	\$1,410 per Standpipe	Standpipe	Fee
Fire Sprinkler Inspection: 251-500 Heads	Inspection of the installation of fire sprinkler systems for compliance with State Fire Codes	1,565.00	Permit	Fee
Fire Sprinkler Inspection: 501-1,000 Heads	Inspection of the installation of fire sprinkler systems for compliance with State Fire Codes	2,190.00	Permit	Fee
Fire Sprinkler Inspection: 1000+ Heads	Inspection of the installation of fire sprinkler systems for compliance with State Fire Codes	2,970.00	Permit	Fee
Fire Life Safety Inspection (Project Valuation: \$0-\$2,000)	Fire life safety inspection of construction for compliance with State Fire Codes	100.00	Permit	Fee
Fire Life Safety Inspection (Project Valuation: \$2,001-\$20,000)	Fire life safety inspection of construction for compliance with State Fire Codes	\$100 plus \$7.50 per each add'l \$1,000 over \$2,000	Permit	Fee
Fire Life Safety Inspection (Project Valuation: \$20,001-\$50,000)	Fire life safety inspection of construction for compliance with State Fire Codes	\$235 plus \$8.17 per each add'l \$1,000 over \$20,000	Permit	Fee
Fire Life Safety Inspection (Project Valuation: \$50,001-\$100,000)	Fire life safety inspection of construction for compliance with State Fire Codes	\$480 plus \$5.26 per each add'l \$1,000 over \$50,000	Permit	Fee

MASTER FEES AND CHARGES SCHEDULE

DEPARTMENT: DEVELOPMENT SERVICES				
Fee Name	Description	Fee	Per	Type
PERMIT FEES				
Fire Life Safety Inspection (Project Valuation: \$100,001-\$500,000)	Fire life safety inspection of construction for compliance with State Fire Codes	\$743 plus \$2.25 per each add'l \$1,000 over \$100,000	Permit	Fee
Fire Life Safety Inspection (Project Valuation: \$500,001+)	Fire life safety inspection of construction for compliance with State Fire Codes	\$1,642 plus \$3.29 per each add'l \$1,000 over \$500,000	Permit	Fee
Fire Sprinkler Inspection: 51-250 Heads	Inspection of the installation of fire sprinkler systems for compliance with State Fire Codes	1,175.00	Permit	Fee
Fire Sprinkler Inspection: 1-50 Heads	Inspection of the installation of fire sprinkler systems for compliance with State Fire Codes	780.00	Permit	Fee
Underground Piping Inspection	Inspection of the installation of fire sprinkler underground piping systems for compliance with State Fire Codes	940.00	Permit	Fee
Fire Standpipe Inspection with a Sprinkler System Permit	Inspection of the installation of fire standpipe systems for compliance with State Fire Codes	\$1,250 per Standpipe	Standpipe	Fee
Fire Pumps Inspection with a Sprinkler System Plan	Inspection of the installation of fire sprinkler pumps for compliance with State Fire Codes	1,095.00	Permit	Fee
Fire Alarm Inspection: 1-10 Devices	Inspection of the installation of fire alarm systems for compliance with State Fire Codes	780.00	Permit	Fee
Fire Suppression System Inspection	Inspection of the installation of fire suppression systems for compliance with State Fire Codes	940.00	Permit	Fee
Fire Department Emergency Access and Building Emergency Egress Permit	Fire Department Emergency Access and Building Emergency Egress Permit	\$346.00	Application	Fee
High Piled Storage Inspection	High Piled Storage Inspection	\$310.00	Application	Fee
Hazardous Materials Inspection, when not in "H" Occupancies.	Hazardous Materials Inspection, when not in "H" Occupancies.	\$414.00	Application	Fee
Flammable Liquids and Other Hazardous Materials Storage, Handling and Mixing Rooms or Buildings Classified as H-1 or H-2 Occupancies Permit	Engineers/Contractors/Owners pay for the inspection of fire and life safety compliance.	\$414.00	Application	Fee
Gases and Liquefied Gas Systems - 120 to 6,000 cubic feet capacity Permit	Engineers/Contractors/Owners pay for the inspection of fire and life safety compliance.	282.00	Application	Fee
Gases and Liquefied Gas Systems - 6,001 to 12,000 cubic feet capacity Permit	Engineers/Contractors/Owners pay for the inspection of fire and life safety compliance.	301.00	Application	Fee

MASTER FEES AND CHARGES SCHEDULE

DEPARTMENT: DEVELOPMENT SERVICES				
Fee Name	Description	Fee	Per	Type
PERMIT FEES				
Gases and Liquefied Gas Systems - over 12,000 cubic feet capacity Permit	Engineers/Contractors/Owners pay for the inspection of fire and life safety compliance.	\$358.00	Application	Fee
SPECIAL SERVICES AND INSPECTION FEES				
Construction & Demolition Debris Recycling Administrative Fee-Commercial/Industrial	Processing of Construction and Demolition Debris Recycling application	415.00	Application	Fee
Oil or Gas Well Re-Abandonment	Request for an inspection of oil or gas well re-abandonment	\$1,565 per inspection to re-abandon an oil or gas well	Inspection	Fee
Underground Gas Membrane Inspection-Single Family Residential	Inspection of the installation of an underground gas membrane for compliance with City codes and standards	485.00	Permit	Fee
Underground Gas Membrane Inspection-Multi Family/Commercial Category I	Inspection of the installation of an underground gas membrane for compliance with City codes and standards	1,835.00	Permit	Fee
Aboveground Gas Venting Inspection	Inspection of the installation of a new gas venting system for compliance with City codes and standards	\$215 per permit plus \$160 per vent	Permit	Fee
Final Mitigation System Inspection	Final inspection of the installation of an oil or gas mitigation system for compliance with City codes and standards	595.00	Permit	Fee
Methane Near Construction Inspection	Inspection of construction near existing methane for compliance with City codes and standards	1,350.00	Permit	Fee
Well Head Inspection	Inspection with the oil operator and CalGEM to witness a leak test and inspection of a well head following welding	\$700	Inspection	Fee
Vent Cone Inspection	Inspection to verify the vent cone is approved and set over the well head, rock is backfilled inside the void of the cone and proper sealant and glues are used	700.00	Inspection	Fee
Combined Well Head & Vent Cone Inspection	Inspection of well head and vent cone.	1,240.00	Inspection	Fee
Deputy Examination, Additional	Review, testing, and certification of deputy inspectors to allow them to inspect a private development	70.00	Review	Fee
Deputy Re-Inspection	Review, testing, and certification of deputy inspectors to allow them to inspect a private development	\$110 per each re-inspection	Review	Fee

MASTER FEES AND CHARGES SCHEDULE

DEPARTMENT: DEVELOPMENT SERVICES				
Fee Name	Description	Fee	Per	Type
SPECIAL SERVICES AND INSPECTION FEES				
Off-Hour Inspections	At the discretion of the Building Official, off-hour inspection may be provided.	\$300 per hour or a fraction thereof	Inspection	Fee
Special Inspection Fee	To conduct special inspections	\$215 per hour or fraction thereof for each individual inspection that occurs	Inspection	Fee
Business License - Building Permit Review	Review that proposed usage is in conformance with the permitted occupancy and use.	25.00	Review	Fee
Condominium Conversion Inspection Fee	To conduct condominium conversion inspection	\$390 in addition to \$9 per converted unit	Inspection	Fee
Construction & Demolition Debris Recycling Administrative Fee-Residential	Processing of Construction and Demolition Debris Recycling application	210.00	Application	Fee
Construction & Demolition Debris Recycling Performance Security Deposit	Deposit for Construction and Demolition Debris Recycling program	3% of total project valuation, with a minimum fee not less than \$1,605 and a maximum fee of \$53,425	Application	Fee
Deputy Examination	Application for deputy examination	Any person desiring to be a registered inspector shall make application and pay \$430	Application	Fee
Deputy Certification	Deputy Certification	Included in Examination Fee	Certification	Fee
Deputy Certification Renewal	Renewal for Deputy Examination and Certification	\$320 Renewal Fee	Certification	Fee
Deputy Inspector Supervision	Supervision per each individual deputy inspector required on a project	\$110 for each trade, to be paid at permit issuance	Trade	Fee

MASTER FEES AND CHARGES SCHEDULE

DEPARTMENT: DEVELOPMENT SERVICES				
Fee Name	Description	Fee	Per	Type
SPECIAL SERVICES AND INSPECTION FEES				
Re-inspection Fee	Request for re-inspection	\$110 each re-inspection to be paid before any additional inspection will occur	Penalty	Penalty
Change of Address Request	Request for a change of address	260.00	Request	Fee
Change of Contractor	Request for a change of contractor	46.60	Application	Fee
Oil and Gas Records Search	Request for oil and gas search	\$55 for each lot or parcel in an oil zone	Lot or Parcel	Fee
Oil or Gas Well Abandonment	Request for inspection of oil or gas well abandonment	\$1,135 per inspection required to abandon an oil or gas well	Well Inspection	Fee
Oil Well Drilling and Redrilling	Permit to drill a well	380.00	Well	Fee
Oil Well Permit (Annual)	Annual permit to operate and maintain a well	\$380 per first well site plus \$72 for each additional well on the same site	Well	Fee
Oil Well Delinquency Penalty	Penalty for fees not paid within thirty days from the time it becomes due and payable	25% of the fee due	Permit	Penalty
Oil Well Appeal	Appeals to the Planning Commission or City Council	See Appeal Fees	Appeal	Fee
Oil Well Exemption	Exemptions from idle well provision	330.00	Exemption	Fee
Work without a Permit	Penalty fee for work without a permit	In addition to the permit fee, 100% of permit fee, but not less than \$375 for Investigation Fee	Permit	Penalty
Temporary Certificate of Occupancy	Request of temporary occupancy	\$40 for each \$100,000 of valuation or fraction thereof with a minimum of \$300	Application	Fee

MASTER FEES AND CHARGES SCHEDULE

DEPARTMENT: DEVELOPMENT SERVICES				
Fee Name	Description	Fee	Per	Type
SPECIAL SERVICES AND INSPECTION FEES				
Renewal of Temporary Certificate of Occupancy	Request to renew temporary occupancy	50% of the initial fee with a minimum of \$160	Application	Fee
Temporary Utility Releases - Gas	Request for temporary utility release for gas	\$17 per request, but not less than \$92.	Service	Fee
Temporary Utility Releases - Electric	Request for temporary utility release for electric	\$17 per request, but not less than \$92.	Service Connection	Fee
Code Modifications/Alternate Methods and Materials	Request for Code Modifications or Alternate Methods and Materials	\$330 per hour or fraction thereof per request	Application	Fee
Appeal to Board of Examiners, Appeals and Condemnation	Appeal of Building Official Determination to Board of Examiners, Appeals and Condemnation (BEAC) or appeal to the BEAC acting as the Disabled Access Appeals Board	\$320 per hour or fraction thereof per request, but not less than \$640	Appeal	Fee
Refund Processing Fee	Fee to pay for expenses incurred by the City in connection with a refund	20% of the refundable fees paid	Refund	Fee
Internet Transaction Account	Fee to establish or re-establish an internet transaction account	35.00	Each	Fee
Water Efficiency Landscape Permit (MWELo) - Building - Residential	Building inspection for water efficiency landscape compliance for residential projects	95.00	Application	Fee
Water Efficiency Landscape Permit (MWELo) - Building - Commercial	Building inspection for water efficiency landscape compliance for commercial projects	115.00	Application	Fee
MECHANICAL PERMITS				
Mechanical Permit	For mechanical permits, a minimum fee will be charged	91.00	Permit	Fee
Installation or relocation of each fuel burning heating appliance	For the installation or relocation of each fuel burning heating appliance FAU, wall heater floor furnace	12.25	Fixture	Fee
Free Standing Fireplace	For each wood burning fire place or freestanding fire place stove	12.25	Fixture	Fee

MASTER FEES AND CHARGES SCHEDULE

DEPARTMENT: DEVELOPMENT SERVICES				
Fee Name	Description	Fee	Per	Type
MECHANICAL PERMITS				
Appliance vent/Metal Chimney	For the installation of each appliance vent or metal chimney regulated by the Uniform Mechanical Code	7.50	Fixture	Fee
Air inlet or outlet	For each air inlet or outlet served by any heating, cooling, or ventilation system	3.75	Fixture	Fee
Fire or smoke damper	For each fire or smoke damper	12.25	Fixture	Fee
Smoke detector	For each smoke detector	7.50	Fixture	Fee
Comfort cooling compressor 25 horsepower	For each comfort-cooling compressor of 25 horsepower rating or less	14.25	Fixture	Fee
Comfort cooling compressor 26-50 horsepower	For each comfort-cooling compressor of 26 to 50 horsepower rating	26.50	Fixture	Fee
Comfort cooling compressor over 50 horsepower	For each comfort cooling compressor over 50 horsepower	57.00	Fixture	Fee
Absorption Unit	For each absorption unit	31.25	Fixture	Fee
Evaporative Unit	For each evaporative cooler	15.00	Fixture	Fee
Air Handler or Fan Coil	For each air handler or fan coil used in conjunction with a comfort heating or cooling system or a refrigeration system	20.75	Fixture	Fee
Cooling tower	For each cooling tower	16.00	for each appliance or piece of equipment for which no other fee is listed	Fee
Commercial cooking hood	For each hood that serves a commercial cooking system or an industrial ventilation system	31.25	Fixture	Fee
Commercial cooking ventilation system	For each ventilation system, which serves a commercial cooking hood	26.50	Fixture	Fee
Chapter 5 Ventilation System	For each product conveying ventilation system regulated by chapter 5 of the Uniform Mechanical Code	38.75	Fixture	Fee
Environmental Air Duct	For each environmental air duct (bathroom, dryer, kitchen fans)	7.50	Fixture	Fee
Refrigeration Compressor 25 horsepower or less	For each refrigeration compressor of 25 horsepower or less	31.25	Fixture	Fee
Refrigeration Compressor 26-50 horsepower or less	For each refrigeration compressor of 26 to 50 horsepower	54.00	Fixture	Fee

MASTER FEES AND CHARGES SCHEDULE

DEPARTMENT: DEVELOPMENT SERVICES				
Fee Name	Description	Fee	Per	Type
MECHANICAL PERMITS				
Refrigeration Compressor over 50 horsepower	For each refrigeration compressor over 50 horsepower	100.00	Fixture	Fee
Boiler - under 1,000,000 BTU	For each boiler under 1,000,000 BTU input rating	38.75	Fixture	Fee
Boiler - over 1,000,000 BTU	For each boiler 1,000,000 BTU input rating and over	62.00	Fixture	Fee
Water piping system	For each chilled water, hot water or condenser water piping system	16.00	appliance/piece of equipment for no other fee listed	Fee
Alteration/addition system	For the alteration of/or addition to each comfort heating, comfort cooling refrigeration, ventilation, evaporative cooling, or duct system	18.00	Fixture	Fee
Other appliance/piece of equipment	For each appliance or piece of equipment for which no other fee is listed	16.00	Fixture	Fee
ELECTRICAL PERMITS				
Residential Rooftop Photovoltaic - 0-15 kilowatts	Fee for residential rooftop photovoltaic systems generating 0 - 15 kilowatts	214.00	Each System up to 15 kW	Fee
Residential Rooftop Photovoltaic - Each kilowatt over 15	Fee for residential rooftop photovoltaic systems generating over 15 kilowatts	8.50	Each kW above 15	Fee
Commercial Rooftop Photovoltaic - 0-50 kilowatts	Fee for commercial rooftop photovoltaic systems generating 0 - 50 kilowatts	491.00	Each System up to 50 kW	Fee
Commercial Rooftop Photovoltaic - 51-250 kilowatts	Fee for commercial rooftop photovoltaic systems generating 51-250 kilowatts	\$4.00	Each kW between 51 and 250	Fee
Commercial Rooftop Photovoltaic - over 250 kilowatts	Fee for commercial rooftop photovoltaic systems generating over 250 kilowatts	2.75	Each kW above 250	Fee
ELECTRICAL PERMIT FEES				
Electrical Permit	For electrical permits, a fee will be charged.	91.00	Permit	Fee
New Single & Multi-Family, including Garage	New single family and multi-family construction, including attached garage or carport and each detached garage and carport	0.18	Square foot	Fee
SERVICE				
Service, 600 V or less - 200 amp	600v or less up to and including 200 amp	20.75	Service	Fee
Service, 600 V or less - 201-400 amp	600v or less up to an including 201 to 400 amp	31.25	Service	Fee

MASTER FEES AND CHARGES SCHEDULE

DEPARTMENT: DEVELOPMENT SERVICES				
Fee Name	Description	Fee	Per	Type
ELECTRICAL PERMITS				
Service, 600 V or less - 401-1000 amp	600v or less up and including 401 to 1,000 amp	51.00	Service	Fee
Service, 600 V or less - over 1,000 amp	600v or less over 1,000 amp	75.00	Service	Fee
Service, over 600 V	Over 600v	132.00	Service	Fee
Service Additional meter	Each additional meter	6.50	Meter	Fee
Service Switchboard and motor control circuits, first section	Switchboard and motor control circuits other than service up to 600v; first section	40.50	Each	Fee
Service Switchboard and motor control circuits, each additional section	Switchboard and motor control circuits other than service up to 600v for each additional section	31.25	Each	Fee
Service Switchboard and motor control circuits, first section	Switchboard and motor control circuits other than service over 600v; first section	72.00	Each	Fee
Service Switchboard and motor control circuits, additional section	Switchboard and motor control circuits other than service over 600v for each additional section	36.75	Each	Fee
Service, Panels	Panels	16.00	Each	Fee
OUTLETS				
Up to 20	Outlets up to 20 (each)	1.25	Outlet	Fee
Over 20	Outlets over 20 (each)	0.95	Outlet	Fee
Multi-outlet assembly	Each 5 feet of multi-outlet assembly or portion thereof	1.25	Outlet	Fee
SPECIAL OUTLETS (INDIVIDUAL CIRCUITS)				
Special Outlets 15-30 amp	15-30 amp	6.25	Outlet	Fee
Special Outlets 31-50 amp	31-50 amp	7.50	Outlet	Fee
Special Outlets 51-100 amp	51-100 amp	9.50	Outlet	Fee
Special Outlets Over 100 amp	Over 100 amp	18.50	Outlet	Fee
FIXTURES				
Fixtures Up to 20 (each)	Up to 20 (each)	1.25	Fixture	Fee
Fixtures Over 20 (each)	Over 20 (each)	0.95	Fixture	Fee
Fixtures Each 5 feet of multi-outlet assembly or portion thereof	Each 5 feet of multi-outlet assembly or portion thereof	1.25	Fixture	Fee

MASTER FEES AND CHARGES SCHEDULE

DEPARTMENT: DEVELOPMENT SERVICES				
Fee Name	Description	Fee	Per	Type
ELECTRICAL PERMITS				
LIGHTING STANDARDS				
Busways, Power Ducts 99 amps	Up to and including 99 amps	0.55	Linear Foot	Fee
Busways, Power Ducts 100-400 amp	100 to 400 amp	0.64	Linear Foot	Fee
Busways, Power Ducts over 400 amp	Over 400 amp	0.73	Linear Foot	Fee
Lighting Standards	Lighting Standards	25.50	Fixture	Fee
MOTORS, GENERATORS, TRANSFORMERS, APPLIANCES, AND OTHER APPARATUS RATING IN HP, KW, KVA O				
1 apparatus Rating in HP, KW, KVA or KVAR	Up to and including 1, (each)	8.50	Each	Fee
1-10 apparatus Rating in HP, KW, KVA or KVAR	Over 1 and not over 10, (each)	12.25	Each	Fee
10-50 apparatus Rating in HP, KW, KVA or KVAR	Over 10 and not over 50, (each)	19.00	Each	Fee
50-100 apparatus Rating in HP, KW, KVA or KVAR	Over 50 and not over 100, (each)	36.00	Each	Fee
Over 100 apparatus Rating in HP, KW, KVA or KVAR	Over 100, (each)	72.00	Each	Fee
SIGNS (NEW OR ALTERATION)				
One sign, one circuit	One sign, one circuit	26.50	Each	Fee
Additional circuit	Additional circuit	10.50	Each	Fee
Additional sign	Additional sign	10.50	Each	Fee
Pole with panel	Temporary pole with panel (excluding service)	17.00	Each	Fee
Lights outlets Up to 50	Temporary lights outlets Up to 50	12.25	Range	Fee
Lights outlets Over 50	Temporary lights outlets Over 50, each	0.36	Each	Fee
OTHER ELECTRICAL FEE				
Other electrical installation	For any electrical installation for which an electrical permit is required where no specific fee is identified	Same as Building Permit fees based on the valuation of the electrical work, but not less than \$100	Each	Fee
PLUMBING PERMITS				
Plumbing Fixture and Waste Discharging Device Change Out, 1-5 Fixtures	1-5 Fixtures	13.25	Each	Fee

MASTER FEES AND CHARGES SCHEDULE

DEPARTMENT: DEVELOPMENT SERVICES				
Fee Name	Description	Fee	Per	Type
PLUMBING PERMITS				
Plumbing Fixture and Waste Discharging Device Change Out, 6+ Fixtures	6+ Fixtures, per fixture	9.50	Each	Fee
PLUMBING PERMIT FEES				
Plumbing permit	For plumbing permits, a fee will be charged.	91.00	Permit	Fee
Plumbing fixture and waste discharging device	Plumbing fixture and waste discharging device, including drainage, vent and water piping	13.25	Each	Fee
Backwater valve	Soil or waste backwater valve, each	13.25	Each	Fee
Discharging device	Sewage or waste sump discharging device, each	13.25	Each	Fee
Water using or treating equipment	Water using or water treating equipment, each	13.25	Each	Fee
Backflow Device, each valve to 2"	Water backflow device, each valve to 2"	13.25	Each	Fee
Backflow device, each valve over 2"	Water backflow device, each valve over 2"	26.50	Each	Fee
Vacuum breaker, one to five	Vacuum breaker not integral with the fixture one to five	14.25	Each	Fee
Vacuum breaker, over five	Vacuum breaker not integral with the fixture over five, each	3.00	Each	Fee
Gas Piping System of one through five outlets	Separate gas piping system of one through five outlets	14.25	Each	Fee
Gas piping of six or more	Gas piping of six or more, per outlet	0.95	Each	Fee
Trap primers one through five	Trap primers one through five	13.25	Range	Fee
Trap primers over five, each	Trap primers over five, each	3.00	Each	Fee
Hot water heating boiler	Hot water heating boiler	14.25	Each	Fee
Wet fire line standpipe	Wet fire line standpipe (hose outlet) each	9.50	Each	Fee
Separate roof drain, each	Separate roof drain, each	13.25	Each	Fee
Installation of lawn sprinkler vacuum breaker one through five	Installation of lawn sprinkler vacuum breaker (atmospheric type) one through five	13.25	Range	Fee
Installation of lawn sprinkler vacuum breaker over five	Installation of lawn sprinkler vacuum breaker (atmospheric type over five), each	3.00	Each	Fee
Change location of gas meter	Change location of gas meter	13.25	Each	Fee
Industrial waste treating device	Industrial waste treating device	13.25	Each	Fee

MASTER FEES AND CHARGES SCHEDULE

DEPARTMENT: DEVELOPMENT SERVICES				
Fee Name	Description	Fee	Per	Type
PLUMBING PERMITS				
On lot sewer installation or alteration	On lot sewer installation or alteration	13.25	Each	Fee
Water pressure regulator, each	Water pressure regulator, each	13.25	Each	Fee
Repair or alteration of drainage vent piping, one or two	Repair or alteration of drainage vent piping not covered otherwise one or two	9.50	Each	Fee
Repair or alteration of drainage vent piping, three or more, each	Repair or alteration of drainage vent piping not covered three or more, each	6.50	Each	Fee
Gas pressure regulator	Gas pressure regulator, each	13.25	Each	Fee
Replacing water piping in a building, one through five	For replacing water piping in a building, each fixture one through five	13.25	Range	Fee
Replacing water piping in a building, over five, each	For replacing water piping in a building, each fixture over five, each	0.95	Each	Fee
Replacing water service	For replacing water service	14.25	Each	Fee
Medium or high pressure gas system	Each medium or high pressure gas system	51.00	Each	Fee
REPRODUCTION, RECORDS MANAGEMENT AND PROCESSING FEES				
DOCUMENT REPRODUCTION FEES				
Black & White Copies	Request for copies of records in black & white	\$0.20 per page	Page	Fee
Color Copies	Request for copies of records in color	\$0.60 per page	Page	Fee
Digital	Request for documents in digital format (i.e., CD - compact disc)	5.00	Compact Disc	Fee
Microfiche	Request for copies of records from microfiche	1.00	Page	Fee
Permit and Inspection Document Verification Fee	Request to verify and reproduce copies of permit documents	\$55 plus the cost of duplication	Permit	Fee
Plan Reproduction Fee	Request to reproduce plans	\$55 for each request in addition to the cost for duplicating the plans	Plan	Fee
RECORDS MANAGEMENT AND PROCESSING FEES				
Processing Fee	Processing of plans, permits, applications, etc.	88.00	Application	Fee
Records Management and Retention Fee	Retain and manage record of plans by microfilming or digitizing	4% of the permit fee	Plan	Fee

MASTER FEES AND CHARGES SCHEDULE

DEPARTMENT: DEVELOPMENT SERVICES				
Fee Name	Description	Fee	Per	Type
REPRODUCTION, RECORDS MANAGEMENT AND PROCESSING FEES				
Special Projects (Hourly Rate)	For special projects which have no fee otherwise identified	\$170 per hour	Hour	Fee
SURCHARGES				
Technology Surcharge	Surcharge to fund the continued upgrade and maintenance of technology	4.0%	Application	Fee
General Plan Surcharge	Surcharge to fund the continued amendment and maintenance of the City's general plan	4.0%	Application	Fee
METHANE & OIL WELL RELATED PLAN CHECKS				
Methane Near Construction Plan Check	Plan review of construction near existing methane for compliance with City codes and standards	\$975 per plan plus actual cost for any time over 4 hours	Plan Check	Fee
Well Abandonment Plan Check	For wells which require code modifications	\$220 per hour for a code modification of wells	Oil Well	Fee
Well Abandonment Plan Check for Equivalency Standard Review	For wells which require both a Peer Review and code modifications	Peer Review Fee plus \$220 per hour for a peer review and a code modification of wells	Oil Well	Fee
CODE ENFORCEMENT				
ADMINISTRATIVE CITATIONS: GENERAL				
Long Beach Municipal Code Chapter 9.65 Administrative Citation Fine Schedule for any violation of the Long Beach Municipal Code which could potentially be criminally cited as an infractions:				
Penalty	Any person who is issued an Administrative Citation and does not pay said citation within 30 calendar days will be assessed an additional 25 percent penalty fee on each Administrative Citation, pursuant to Chapter 9.65.090B.	25%	Per Citation	Penalty
First Violation	Any responsible person who violates any provision of Title 9 and Titles 3,5,8,10,14,18 and 21 of the Long Beach Municipal Code may be issued an administrative citation, pursuant to Chapter 9.65.	\$100	Violation	Penalty

MASTER FEES AND CHARGES SCHEDULE

DEPARTMENT: DEVELOPMENT SERVICES				
Fee Name	Description	Fee	Per	Type
ADMINISTRATIVE CITATIONS: GENERAL				
Second Violation	Any responsible person who violates any provision of Title 9 and Titles 3,5,8,10,14,18 and 21 of the Long Beach Municipal Code may be issued an administrative citation, pursuant to Chapter 9.65.	\$200	Violation	Penalty
Third and Subsequent Violations	Any responsible person who violates any provision of Title 9 and Titles 3,5,8,10,14,18 and 21 of the Long Beach Municipal Code may be issued an administrative citation, pursuant to Chapter 9.65.	\$500	Violation	Penalty
ADMINISTRATIVE CITATIONS: SPECIFIC				
Long Beach Municipal Code Chapter 9.65 Administrative Citation Fine Schedule for the following violations of the Long Beach Municipal Code which cannot be criminally cited as infractions:				
Penalty	Any person who is issued an Administrative Citation and does not pay said citation within 30 calendar days will be assessed an additional 25 percent penalty fee on each Administrative Citation, pursuant to Chapter 9.65.090B.	25%	Per Citation	Penalty
Illegal Garage Conversions	Any responsible person who violates any provision of Long Beach Municipal Code 21.41.170 may be issued an administrative citation, pursuant to Chapter 9.65.	\$1,000	Each Violation	Penalty
Dangerous Buildings	Any responsible person who violates any provision of Long Beach Municipal Code 18.08 050 may be issued an administrative citation, pursuant to Chapter 9.65.	\$1,000	Each Violation	Penalty
Certificates of Occupancy	Any responsible person who violates any provision of Long Beach Municipal Code 18.16.150 may be issued an administrative citation, pursuant to Chapter 9.65.	\$1,000	Each Violation	Penalty
Failure to Comply with Title 18	Any responsible person who violates any provision of Long Beach Municipal Code 18.20.080 may be issued an administrative citation, pursuant to Chapter 9.65.	\$1,000	Each Violation	Penalty
Unlawful Dwellings	Any responsible person who violates any provision of Long Beach Municipal Code 21.31.245(C) may be issued an administrative citation, pursuant to Chapter 9.65.	\$1,000	Each Violation	Penalty
Illegal Automotive Work	Any responsible person who violates any provision of Long Beach Municipal Code 21.51.227 may be issued an administrative citation, pursuant to Chapter 9.65.	\$500	Each Violation	Penalty
HOUSING				

MASTER FEES AND CHARGES SCHEDULE

DEPARTMENT: DEVELOPMENT SERVICES				
Fee Name	Description	Fee	Per	Type
HOUSING				
MULTIPLE DWELLING UNITS				
PRHIP Multiple Dwelling Unit Inspection: 4-10 units	Property Owner Charged for Annual Multi-Housing Habitability Permit	255.00	Property	Fee
PRHIP Multiple Dwelling Unit Inspection: 11-20 units	Property Owner Charged for Annual Permit	285.00	Property	Fee
PRHIP Mult Dwelling Units: 21+ units	Property Owner Charged for Annual Permit	315.00	Property	Fee
PRHIP Mult Dwelling Units: Rooming House	Property Owner Charged for Annual Permit	220.00	Parcel	Fee
PRHIP Boarding School Inspection	Property Owner Charged for Annual Permit	535.00	Annual Permit	Fee
HOTELS/MOTELS				
PRHIP Hotels/Motels: 6-10 rooms	Property/Business Owner Charged for Annual Permit	\$220.00 plus \$24 per room	Annual Permit	Fee
PRHIP Hotels/Motels: 11+ rooms	Property/Business Owner Charged for Annual Permit	\$340 plus \$10 per unit	Annual Permit	Fee
MISC. HOUSING FEES				
PRHIP Misc Housing Fees: Reinspection	Fee Charged by the Department of Development Services for Additional Inspections when Corrections are not Completed	230.00	Annual Permit	Penalty
PRHIP Misc Housing Fees: Late Payment Penalty	Fee Charged by the Department of Development Services for Late Payment on Multi-Housing Habitability Permit (25% of original fee)	25% of original fee	Annual Permit	Penalty
PRHIP Misc Housing Fees: Copy of Record	Fee Charged by the Department of Development Services for official copies of records (0.10/page)	0.20	Page	Fee
SUBSTANDARD PROGRAM				
Demolition or repairs by City - Expense Liability				
Notice of Violation	Review and inspections of substandard buildings within the City	480.00	Notice	Fee
Do Not Occupy Notice	Review and inspections of substandard buildings within the City	215.00	Notice	Fee
Case Referral to City Prosecutor	Review and inspections of substandard buildings within the City	Actual costs	Notice	Fee
Appeal to Board of Examiners	Appeal of a staff decision to the Board of Examiners	\$950 per appeal or 50% of the fine amount, whichever is less	Appeal	Fee

MASTER FEES AND CHARGES SCHEDULE

DEPARTMENT: DEVELOPMENT SERVICES				
Fee Name	Description	Fee	Per	Type
SUBSTANDARD PROGRAM				
Code Enforcement Fee	When a building permit is required to abate a substandard or dangerous condition as ordered by the Building Official, a code enforcement fee shall be equal in amount to the building permit fee required by Title 18.12.132 but not less than one hundred dollars.	Fee shall be equal in amount to the building permit fee but not less than \$115	Permit	Fee
Billing Costs	Preparation of the Demolition Levy, and all other Nuisance Abatement Substandard Building related levy's.	285.00	Levy	Fee
Contract Preparation	Property owners pay for staff's time for preparation of Demo Contract	835.00	Contract	Fee
Incidental Enforcement Costs	Property Owners pay for Investigations and Inspections of public nuisances	120.00	Hour	Fee
Termination of Notice of Lien	Property owners pay for the release of a lien for unpaid Billings.	165.00	Termination	Fee
Nuisance Abatement Performance Inspection	Property owners pay for Inspection of Secured Property	295.00	Inspection	Fee
Performance Inspection	Property owners pay for Inspection of Property after the Demolition	230.00	Inspection	Fee
Preparation of Lien	Bill is not paid in 30 days and lien is sent to the County Recorder	165.00	Lien	Fee
Transfer of collection to Tax Collector	Property owners pay for transfer of unpaid Liens to Tax Collector	135.00	Lien	Fee
Preparation of Termination of Declaration of Substandard Property	Document preparation to remove the Notice of Substandard Property recorded against the property title.	150.00	Termination	Fee
Title Search or Lot Book Guarantee	Ensure property owner information is correct.	260.00	Title/Lot Book	Fee
Issue Inspection Warrant	Warrant required for abate proceedings on private property, includes Inspection Warrant and Forced Entry Warrant	1,320.00	Warrant	Fee
WEED ABATEMENT PROGRAM				
Various administrative activities related to Weed Abatement				
Billing Costs	Preparation of the Lot Cleaning Levy	130.00	Levy	Fee
Performance Inspection	Property owners pay for Inspection after lot has been cleaned by City	195.00	Inspection	Fee
Contract Preparation	Property owners pay for staff's time for preparation of Lot Cleaning Contract	240.00	Contract	Fee
Preparation of Lien	Bill is not paid in 30 days and lien is sent to the County Recorder	165.00	Lien	Fee
Transfer of collection to Tax Collector	Property owners pay for transfer of unpaid Liens to Tax Collector	135.00	Lien	Fee

MASTER FEES AND CHARGES SCHEDULE

DEPARTMENT: DEVELOPMENT SERVICES				
Fee Name	Description	Fee	Per	Type
WEED ABATEMENT PROGRAM				
Title Search or Lot book guarantee	Ensure property owner information is correct.	260.00	Title/Lot Book	Fee
Incidental Enforcement Costs	Property Owners pay for Investigations and Inspections of public nuisances	120.00	Hour	Fee
Termination of Notice of Lien	Property owners pay for the release of a lien for unpaid Billings.	165.00	Termination	Fee
Issue Inspection Warrant	Warrant required for abate proceedings on private property, includes Inspection Warrant and Forced Entry Warrant	1,320.00	Warrant	Fee
ABANDONED VEHICLE PROGRAM				
Removal of abandoned, wrecked, dismantled or inoperative vehicles				
Billing Costs	Preparation of the Nuisance Abatement Levy	130.00	Levy	Fee
Performance Inspection	Property owners pay for Inspection after Abandoned Vehicle has been picked-up	130.00	Inspection	Fee
Preparation of Contract	Property owners pay for staffs time for preparation of Towing Contract or Interdepartmental service request	180.00	Contract	Fee
Preparation of Lien	Bill is not paid in 30 days and lien is sent to the County Recorder	165.00	Lien	Fee
Transfer of Collection to Tax Collector	Property owners pay for transfer of unpaid Liens to Tax Collector	135.00	Lien	Penalty
Title Search or Lot book guarantee	Ensure property owner information is correct.	260.00	Title/Lot Book	Fee
Incidental Enforcement Costs	Property Owners pay for Investigations and Inspections of public nuisances	120.00	Hour	Fee
Termination of Notice of Lien	Property owners pay for the release of a lien for unpaid Billings.	165.00	Termination	Fee
Issue Inspection Warrant	Warrant required for abate proceedings on private property, includes Inspection Warrant and Forced Entry Warrant	1,320.00	Warrant	Fee
VACANT BUILDING MONITORING				
Various administrative activities related to monitoring Vacant Buildings				
Billing Costs	Preparation of the Vacant Building Levy	150.00	Notice	Fee
Vacant Building Monitor	Vacant building is monitored twice a month; monthly fee will be billed quarterly	\$210.00 per Building per month	Building/Month	Fee
Vacant Lot Monitoring	Performance inspection of vacant lot; monthly fee will be billed quarterly	\$65.00 per Lot per month	Lot/Month	Fee
Termination of Notice of Lien	Property owners pay for the release of a lien for unpaid Billings.	165.00	Termination	Fee

MASTER FEES AND CHARGES SCHEDULE

DEPARTMENT: DEVELOPMENT SERVICES				
Fee Name	Description	Fee	Per	Type
VACANT BUILDING MONITORING				
Preparation of Lien	Bill is not paid in 30 days and lien is sent to the County Recorder	165.00	Lien	Fee
Transfer of Collection to Tax Collector	Property owners pay for transfer of unpaid Liens to Tax Collector	135.00	Lien	Fee
Preparation of Termination of Declaration of Vacant or Boarded Building	Document preparation to remove the Notice of Vacant Building recorded against the property title.	150.00	Termination	Fee
Title Search or Lot book guarantee	Ensure property owner information is correct.	260.00	Title/Lot Book	Fee
Incidental Enforcement Costs	Property Owners pay for Investigations and Inspections of public nuisances	120.00	Hour	Fee
Issue Inspection Warrant	Warrant required for abate proceedings on private property, includes Inspection Warrant and Forced Entry Warrant	1,320.00	Warrant	Fee
OTHER				
Public Access Telephone	Property owner or vendor pays for staff's time to review Public Pay Phone permit installation requirements and post label on the phone.	Charge the fully allocated hourly rate for all personnel involved plus any outside costs	Hour	Fee
Returned Check Charge	Any person who passes a check on insufficient funds shall be liable to the City for the amount of the check and a returned check charge.	\$35	Check	Penalty
GARAGE RESALE PROGRAM				
Exemption Certificate and Garage Resale Program				
Exemption	Process application and prepare report	20.00	Exemption Certificate	Fee
1-2 units	Process application, perform inspection and prepare report	105.00	Inspection/Certificate	Fee
3 or More Units	Process application, perform inspection and prepare report	116.00 plus \$11 for each unit over 3 units	Inspection/Certificate	Fee
FORECLOSURE REGISTRY PROGRAM				
Long Beach Municipal Code 18.24 Foreclosure Registry Program				
Failure to Comply with Title 18	Any legal owner who fails to maintain the property as required by Long Beach Municipal Code 18.24 may be issued an administrative citation, pursuant to Chapter 9.65.	\$1,000	Per day	Penalty

MASTER FEES AND CHARGES SCHEDULE

DEPARTMENT: DEVELOPMENT SERVICES				
Fee Name	Description	Fee	Per	Type
FORECLOSURE REGISTRY PROGRAM				
Foreclosure Registry Program	The Foreclosure Registry Program requires that every time a Notice of Default is issued on a property, the lender that issued the Notice of Default is required to register that property with the City of Long Beach. A fee of \$195 per property will be assessed.	195.00	Per registration	Fee
SHORT TERM RENTALS				
Short Term Rental Registration Fee	To implement the short-term rental ordinance	\$250 per application for short term rental ordinance registration	Application	Fee
Short Term Rental Opt-Out Program	Conduct petition process on behalf of census block group residential properties to disallow un-hosted short-term rentals	1,000.00	Petition	Fee
HOUSING SERVICES				
HOUSING MONITORING				
Annual Housing Monitoring Fee for Affordable Housing	Annual review of pre- and post-Fiscal Year 2016 projects for compliance with affordable housing requirements	\$170 per Unit per Year or equal to an amount negotiated in the Disposition Development Agreement (DDA)	Unit	Fee
Housing Loan Agreement Amendment	Processing an amendment to an existing housing loan agreement	Charge the fully allocated hourly rates for all staff involved plus any outside costs	Amendment	Fee
New Housing Loan Agreement	Processing a new housing loan agreement	Charge the fully allocated hourly rates for all staff involved plus any outside costs	Agreement	Fee
LOAN PROGRAMS				
Subordination Request Processing	Fee for processing requests for subordination agreements on loans administered by Housing Services.	385.00	Agreement	Fee

MASTER FEES AND CHARGES SCHEDULE

DEPARTMENT: DEVELOPMENT SERVICES				
Fee Name	Description	Fee	Per	Type
LOAN PROGRAMS				
Affordable Housing Assessment on Real Estate Recordings	The State of California requires the payment of an affordable housing assessment on various real estate recordings unless the residence will be occupied by the owner	\$75 per recorded real estate instrument, as applicable	per recorded real estate instrument, as applicable	Fee
Reconveyance Processing	Processing a reconveyance to cover recording fees charged by third parties	\$110 per reconveyance (includes \$45 Title Cost)	Per reconveyance	Fee
IN-LIEU PAYMENTS				
In-Lieu Payment to Replace Very Low Income- Studio	In-Lieu payment to replace an affordable housing unit- Unit size: Studio, Affordability level: Very low-income	241,000.00	Unit	Fee
In-Lieu Payment to Replace Very Low Income- One Bedroom	In-Lieu payment to replace an affordable housing unit- Unit size: One Bedroom, Affordability level: Very low-income	296,000.00	Unit	Fee
In-Lieu Payment to Replace Very Low Income- Two Bedrooms	In-Lieu payment to replace an affordable housing unit- Unit size: Two Bedrooms, Affordability level: Very low-income	350,000.00	Unit	Fee
In-Lieu Payment to Replace Very Low Income- Three or More Bedrooms	In-Lieu payment to replace an affordable housing unit- Unit size: Three or More Bedrooms, Affordability level: Very low-income	404,000.00	Unit	Fee
In-Lieu Payment to Replace Low Income- Studio	In-Lieu payment to replace an affordable housing unit- Unit size: Studio, Affordability level: Low-income	222,000.00	Unit	Fee
In-Lieu Payment to Replace Low Income- One Bedroom	In-Lieu payment to replace an affordable housing unit- Unit size: One Bedroom, Affordability level: Low-income	272,000.00	Unit	Fee
In-Lieu Payment to Replace Low Income- Two Bedrooms	In-Lieu payment to replace an affordable housing unit- Unit size: Two Bedrooms, Affordability level: Low-income	322,000.00	Unit	Fee
In-Lieu Payment to Replace Low Income- Three or More Bedrooms	In-Lieu payment to replace an affordable housing unit- Unit size: Three or More Bedrooms, Affordability level: Low-income	372,000.00	Unit	Fee
In-Lieu Payment to Replace Moderate Income- Studio	In-Lieu payment to replace an affordable housing unit- Unit size: Studio, Affordability level: Moderate income	127,000.00	Unit	Fee
In-Lieu Payment to Replace Moderate Income- One Bedroom	In-Lieu payment to replace an affordable housing unit- Unit size: One Bedroom, Affordability level: Moderate income	155,000.00	Unit	Fee
In-Lieu Payment to Replace Moderate Income- Two Bedrooms	In-Lieu payment to replace an affordable housing unit- Unit size: Two Bedrooms, Affordability level: Moderate income	183,000.00	Unit	Fee

MASTER FEES AND CHARGES SCHEDULE

DEPARTMENT: DEVELOPMENT SERVICES				
Fee Name	Description	Fee	Per	Type
IN-LIEU PAYMENTS				
In-Lieu Payment to Replace Moderate Income- Three or More Bedrooms	In-Lieu payment to replace an affordable housing unit- Unit size: Three or More Bedrooms, Affordability level: Moderate income	212,000.00	Unit	Fee
Inclusionary Housing In-Lieu for Rental Residential Developments-Year 1 (01/01/2021-12/31/2021)	The in-lieu fee for rental residential developments	If submitted during calendar year 2021, it's \$20.80 multiplied by the entire leasable area of the residential development OR for a fractional inclusionary unit shall be the product of such fraction multiplied by \$375,400.	Application	Fee
Inclusionary Housing In-Lieu for Rental Residential Developments-Each Subsequent Year (Annually from 01/01/2022)	The in-lieu fee for rental residential developments	If submitted during calendar year 2022 or any subsequent year, the prior year fee shall be adjusted by the annual percentage change in new home values for Los Angeles County as published by the Real Estate Research Council.	Application	Fee

MASTER FEES AND CHARGES SCHEDULE

DEPARTMENT: DEVELOPMENT SERVICES				
Fee Name	Description	Fee	Per	Type
IN-LIEU PAYMENTS				
Inclusionary Housing In-Lieu for Ownership Residential Developments-Year 1 (01/01/2021-12/31/2021)	The in-lieu fee for rental ownership developments	If submitted during calendar year 2021, it's \$14.00 multiplied by the saleable area of the residential development OR the for a fractional inclusionary unit shall be the product of such fraction multiplied by \$413,300.	Application	Fee
Inclusionary Housing In-Lieu for Ownership Residential Developments-Each Subsequent Year (Annually from 01/01/2022)	The in-lieu fee for rental ownership developments	If submitted during calendar year 2022 or any subsequent year, the prior year fee shall be adjusted by the annual percentage change in new home values for Los Angeles County as published by the Real Estate Research Council.	Application	Fee

MASTER FEES AND CHARGES SCHEDULE

DEPARTMENT: FINANCIAL MANAGEMENT				
Fee Name	Description	Fee	Per	Type
Payment Transfer Fee	Customers with multiple accounts, sometimes in different billing systems, will mistakenly use the wrong account number to make payment. The payment must be manually transferred to the correct account and/or billing system. The fee will be charged for each payment transferred.	\$17.50	Per Payment Transfer	Fee
CITYWIDE FEES AND CHARGES				
Collection Charge	A charge of 11% on each delinquent bill where collection is undertaken directly by the City.	11%	Collection amount shall not be less than \$11 nor more than \$500	Penalty
Returned Payment Charge	Any person who passes a payment on uncollected funds shall be liable to the City for the amount of the payment and a returned payment charge.	\$35	Item	Fee
MULTIPLE DEPARTMENT CHARGES				
Parking Wrong Way	VC22502.B(2) - Parking Wrong Way	\$65	Citation	Penalty
PARKING CITATIONS				
Parking in Bicycle Lane	VC 21211 (B) - No parking in a bicycle lane	\$69	Citation	Fee
Overnight Parking in Beach Lots	LBMC 10.30.080 - Prohibition against parking overnight in designated lots	\$69	Citation	Fee
Expired Meter	LBMC 10.28.060 - Occupying a metered parking space without paying for parking	\$69	Citation	Fee
Parking Citation Non-Indigent Payment Plan Fee	Individuals seeking to place their parking citation on a payment plan will be assessed a fee to be added to the citation and all late fees and penalty assessments, exclusive of any State surcharges.	\$25	Per Payment Plan	Fee
Parking Citation Indigent Payment Plan Fee	Individuals seeking to place their parking citation on a payment plan due to indigence will be assessed a fee to be added to the citation, exclusive of any State surcharges.	\$5	Per Payment Plan	Fee
Parking Citation Indigent Payment Plan Late Fee	Individuals seeking to have the processing agency rescind the filing of itemization of unpaid parking penalties and service fees due to indigence will be assessed a late fee to be added to the citation, exclusive of any State surcharges.	\$5	Per filing of an itemization of unpaid penalties and fees.	Fee

MASTER FEES AND CHARGES SCHEDULE

DEPARTMENT: FINANCIAL MANAGEMENT				
Fee Name	Description	Fee	Per	Type
PARKING CITATIONS				
Failure to Display Disabled Placard Administrative Charge	VC40226 - Fee to process cancellation of a citation for failure to display a valid disabled placard, if an individual who received a citation can provide proof that he or she had been issued a valid placard at the time the citation was received.	\$25	Each	Penalty
Illegal Park/Private Property	LBMC 8.76.010G - Illegal Parking Private Property	65	Citation	Penalty
Parking Near Empty Building	LBMC 8.76.010Q - Parking Near Empty Building	65	Citation	Penalty
Parking on Empty Lot	LBMC 8.76.010R - Parking on Empty Lot	\$65	Citation	Penalty
Commercial Vehicle on Private Property	LBMC 8.76.010T - Commercial Vehicle on Private Property	\$65	Citation	Penalty
Parking on Parkway/Sidewalk	LBMC10.22.020 - Parkways and Sidewalks	\$69	Citation	Penalty
Improper Parking on Hill	LBMC10.22.070 - Blocking Wheels on Hills	\$65	Citation	Penalty
Vehicle for Sale	LBMC10.22.080 - Parking Vehicle for Sale	\$69	Citation	Penalty
No Parking Peddlers	LBMC10.22.090 - Food Vendor Parking Prohibited Area	\$65	Citation	Penalty
Parking in Fire Lane	LBMC10.22.110 - Fire Lanes	\$105	Citation	Penalty
No Parking - Temporary	LBMC10.22.120 - Temporary Parking Restrictions	\$69	Citation	Penalty
Parked Over 72 hours	LBMC10.22.130 - Seventy-Two Hour Parking Limit	\$69	Citation	Penalty
Street Sweeping	LBMC10.22.140 - Parking Prohibited at Certain Times for Street Sweeping	\$70	Citation	Penalty
Street Repair of Vehicle	LBMC10.22.150 - Repairing Vehicles on Streets	\$65	Citation	Penalty
Private Property/Posted No Parking	LBMC10.22.160 - Parking on Private Property	\$65	Citation	Penalty
Parking - Public Housing	LBMC10.22.182 - Parking Regulations within Public Housing Projects	65.00	Citation	Penalty
Parking Within Lines	LBMC10.24.010 - Angle Parking	\$65	Citation	Penalty
No Stopping	LBMC10.24.030 - Parking Prohibited Where Posted - Exception	\$85	Citation	Penalty
No Parking	LBMC10.24.050 - Parking Prohibited - Compliance Required	\$69	Citation	Penalty
Exceeded Time Limit	LBMC10.24.090 - Limited Time Parking	\$69	Citation	Penalty
Parking Within T's	LBMC10.24.130 - Parking Space Markings	\$65	Citation	Penalty

MASTER FEES AND CHARGES SCHEDULE

DEPARTMENT: FINANCIAL MANAGEMENT				
Fee Name	Description	Fee	Per	Type
PARKING CITATIONS				
Yellow, White, Green Curb	LBMC10.26.010 - Yellow, White, Green Curb Markings	\$69	Citation	Penalty
Red Curb Other	LBMC10.26.020 - Red Curb Markings	\$69	Citation	Penalty
Parking in an Alley	LBMC10.26.030 - Stopping in Alley	\$85	Citation	Penalty
Disabled Parking - Streets and Public Lots	LBMC10.34.020 - Parking for Disabled Persons Reserved for Vehicles with Appropriate License Plates or Placards	\$360	Citation	Penalty
Truck over 2 Hours	LBMC10.38.110 - Commercial Vehicle Parking on Residential Streets Designated as Truck Routes	\$85	Citation	Penalty
Commercial vehicle over 6,000 lbs unladen weight parked off truck route. Pick-ups exempt	LBMC10.40.010 - Establishment of Designated Truck Routes	\$130	Citation	Penalty
No Parking on City Property	VC21113.A - Driving or Parking on Public Grounds	\$69	Citation	Penalty
Parking in Intersection	VC22500.A - Prohibited Stopping, Standing, or Parking	\$69	Citation	Penalty
Parking on Crosswalk	VC22500.B - Prohibited Stopping, Standing, or Parking	\$69	Citation	Penalty
Red Curb Safety Zone	VC22500.C - Prohibited Stopping, Standing, or Parking	\$69	Citation	Penalty
Red Curb Fire Station	VC22500.D - Prohibited Stopping, Standing, or Parking	\$69	Citation	Penalty
Parking Across Driveway	VC22500.E - Prohibited Stopping, Standing, or Parking	\$80	Citation	Penalty
Parking on Sidewalk	VC22500.F - Prohibited Stopping, Standing, or Parking	\$69	Citation	Penalty
Obstructing Traffic at Excavation	VC22500.G - Prohibited Stopping, Standing, or Parking	\$69	Citation	Penalty
Double Parking	VC22500.H - Prohibited Stopping, Standing, or Parking	\$85	Citation	Penalty
Red Curb Bus Zone	VC22500.I - Prohibited Stopping, Standing, or Parking	\$285	Citation	Penalty
Parking in Tunnel	VC22500.J - Prohibited Stopping, Standing, or Parking	\$69	Citation	Penalty
Parking on Bridge	VC22500.K - Prohibited Stopping, Standing, or Parking	\$69	Citation	Penalty
Parking Near Access Ramp for Physically Handicapped	VC22500.L - Parking in Front of or on Curb Cut Down for Wheelchair Access	\$310	Citation	Penalty
Parking 18" of Curb	VC22502.A - Curb Parking	\$65	Citation	Penalty

MASTER FEES AND CHARGES SCHEDULE

DEPARTMENT: FINANCIAL MANAGEMENT				
Fee Name	Description	Fee	Per	Type
PARKING CITATIONS				
Disabled Person Off Street	VC22507.8 - Parking in Spaces for the Disabled	\$360	Citation	Penalty
Red Curb Fire Hydrant	VC22514 - Fire Hydrants	\$69	Citation	Penalty
Unattended Vehicle	VC22515 - Unattended Vehicles	\$65	Citation	Penalty
Locked Vehicle with Occupant	VC22516 - Locked Vehicles	\$69	Citation	Penalty
Parking on Freeway	VC22520 - Vending on or Near Freeways	\$69	Citation	Penalty
Parking on Railroad Tracks	VC22521 - Parking Upon Or Near Railroad Track	\$69	Citation	Penalty
No Current Reg. Tag	VC5204 (A) - Registration Tabs	\$65	Citation	Penalty
First Late Payment Penalty	A 100% penalty not to exceed \$55 will be assessed to an unpaid parking citation after 21 days from the mailing date of the Notice of Parking Violation.	100% up to \$55 maximum	Citation	Penalty
Department of Motor Vehicle (DMV) Collection Charge	A collection charge will be assessed to an unpaid parking citation when the citation is forwarded to the DMV to hold the vehicle registration renewal.	\$3	Citation	Penalty
Second Late Payment Penalty	A 25% penalty will be assessed to an unpaid parking citation after 21 days from the mailing date of the Notice of Parking Violation - Final Notice. This penalty will be applied after the First Late Payment Penalty and the Department of Motor Vehicles (DMV) Collection Charge is assessed and then it is rounded to the next whole dollar.	25%	Delinquent Balance	Penalty
Collection Agency Charge		25%	Citation	Penalty
Copy of Parking Violation		\$2	Citation	Fee
Guest Preferential Parking Permit - Annual	Resident is charged a permit fee for implementation and administration of the Preferential Parking Program.	33.75	Permit	Fee
Residential Preferential Parking Permit - Annual	Resident is charged a permit fee for implementation and administration of the Preferential Parking Program.	33.75	Permit	Fee
ACCOUNTING BUREAU				
ADMINISTRATIVE FEES FOR GARNISHMENT				
Set-Up Fee for Garnishment	Employee is charged to set-up the garnishment account in the payroll system	\$17.50	New Garnishment	Fee
Administrative Fee	Employee is charged to administer garnishment deduction in the payroll system	\$1.50	Garnishment Deduction	Fee

MASTER FEES AND CHARGES SCHEDULE

DEPARTMENT: FINANCIAL MANAGEMENT				
Fee Name	Description	Fee	Per	Type
ADMINISTRATIVE PROCESSING FEES				
Copy of W2 Form Administrative Fee - Current Employees	Current employees are issued a W2 Form annually in compliance with time frames determined by the Internal Revenue Service. Since the information is confidential an administrative process is required prior to issuing a replacement copy. This fee is charged to recoup the administrative cost of issuing a copy of a W2 for the current year or prior years.	\$11.55	Per W2	Fee
Copy of W2 Form Administrative Fee - Separated Employees	Separated employees are issued a W2 Form annually in compliance with time frames determined by the Internal Revenue Service. Since the information is confidential an administrative process is required prior to issuing a replacement copy. This fee is charged to recoup the administrative cost of issuing a copy of a W2 for the current year or prior years.	\$17.35	Per W2	Fee
Copy of 1099 Administrative Fee	Recipients of 1099 forms will be charged for copies.	\$11.90	Per 1099	Fee
BUSINESS RELATIONS BUREAU				
CANNABIS BUSINESS LICENSE FEES				
Adult-Use Cannabis Business Annual Regulatory Fee	Licensed adult-use cannabis businesses are charged an annual fee per license to recoup the cost of providing oversight and regulatory services	\$3099	Application/License	Fee
Illegal Cannabis Operation Penalty	Penalty for operating an unlicensed cannabis facility. Penalty is charged per day a violation exists.	\$1,000	Violation per day	Penalty
Illegal Cultivation of Cannabis Plant by Illegal Cannabis Operation	Penalty for operating an unlicensed cultivation cannabis facility. Penalty is charged per cannabis plant.	\$50	Plant	Penalty
Incomplete Application Fee	Incomplete Application Fee	\$52	Per Resubmittal	Fee
Adult-Use Cannabis Application Review Fee	Businesses that apply for an adult-use cannabis business license will be charged an application review fee to recoup costs of providing this service.	\$415	Application	Fee
BUSINESS LICENSE AND PERMIT FEES				
Pedicab Operator/Driver Annual Business License	Annual business license fee for the operator/driver of a pedicab	\$58	License	Fee
Pedicab Owner & Operator/Driver Investigative Fee	Pedicab owners and their operators/drivers are charged a one-time investigation fee for the review of their application	\$103	Investigation	Fee

MASTER FEES AND CHARGES SCHEDULE

DEPARTMENT: FINANCIAL MANAGEMENT				
Fee Name	Description	Fee	Per	Type
BUSINESS LICENSE AND PERMIT FEES				
Cannabis Modification of Premises	Cannabis businesses are charged a fee to modify their licensed premises.	\$109	Application	Fee
Cannabis Transfer of Ownership	Cannabis businesses are charged a fee to transfer ownership.	\$235	Application	Fee
Cannabis Tax Audit	Cannabis businesses are charged a fee at actual cost for an audit of their tax reporting and remittance.	Actual Cost	Audit	Fee
Adult Entertainment Business initial/annual	Business owners are charged for an investigation to ensure compliance with objective criteria.	\$3254	Permit	Fee
Alarm System - Business - annual	Business owners are required to have an alarm permit for contact information (annual permit).	\$37	Permit	Fee
Alarm System Permit - Suspension or Revocation - Appeal	Applicant is charged to appeal the denial, suspension, or revocation of an alarm permit application to the City Council.	\$37	Appeal	Fee
Alarm System Residential - every three years	Residential owners are required to have an alarm permit for contact information (3-year permit).	\$42	Permit	Fee
Auto Wrecking - initial only	Business owners are charged for an investigation of applicant and location.	\$419	Permit	Fee
Bingo - initial/annual	Organizations are charged for an investigation to determine compliance.	\$136	Permit	Fee
Bowling Alley - annual	Business owners are charged for an investigation of applicant and location.	\$266	Permit	Fee
Bowling Alley - initial	Business owners are charged for an investigation of applicant and location.	\$1398	Permit	Fee
Boxing/Wrestling - initial/renewal	Applicants are charged for a background check to run boxing/wrestling matches.	\$1777	Permit	Fee
Business License ADA City/State Fee	ADA State mandated fee/health insurance Noise	\$1.00	Account	Fee
Card Room - annual	Business owners are charged for an investigation of applicant and location.	\$210	Permit	Fee
Card Room - initial	Business owners are charged for an investigation of applicant and location.	\$1777	Permit	Fee
Closeout Sale - initial	Businesses are charged for an investigation to determine compliance.	\$192	Permit	Fee
Curb Painting Permit	Applicants are charged an investigative and processing fee to obtain a permit. This fee is contingent upon an ordinance being passed by City Council.	\$249	Permit	Fee
Curb Painting Permit-Non-Profit	Non-profit applicants are charged an investigative and processing fee to obtain a permit. This fee is contingent upon an ordinance being passed by City Council.	\$63	Permit	Fee

MASTER FEES AND CHARGES SCHEDULE

DEPARTMENT: FINANCIAL MANAGEMENT				
Fee Name	Description	Fee	Per	Type
BUSINESS LICENSE AND PERMIT FEES				
Closeout Sale each additional day >30	Businesses are charged for an investigation to determine compliance.	\$29	Day	Fee
Coin, Stamp Dealer - annual	Applicants are charged for an inspection by police.	\$226	Permit	Fee
Coin, Stamp Dealer - initial	Business owners are charged for an investigation of applicant and location.	\$84	Permit	Fee
Display/Selling Event Promoter	Promoters are charged for an inspection of property after license is issued.	\$70	Event	Fee
Entertainment Permit for non-profit - annual	Business owners are charged for periodic investigations to determine compliance.	\$142	Permit	Fee
Entertainment Permit Non-Retail - initial	Business owners are charged for an investigation of applicant and location.	\$1483	Permit	Fee
Entertainment Permit, all - temporary	New business owners are charged for a preliminary investigation for temporary entertainment permit.	\$454	Permit	Fee
Entertainment and Dancing Permit - annual	Business owners are charged for periodic investigations to determine compliance.	\$1222	Permit	Fee
Entertainment Restaurant, Bar, Tavern, Lounge Permit - annual	Business owners are charged for periodic investigations to determine compliance.	\$352	Permit	Fee
Entertainment Retail - Initial	Business owners are charged for application processing for review of applicant and location.	\$707	Permit	Fee
Entertainment Retail - Annual	Business owners are charged for periodic review to determine compliance.	\$352	Permit	Fee
Escort Bureau Service initial/annual	Business owners are charged for investigation of facility, criminal background and previous business operations in other cities.	\$1398	Permit	Fee
Escort Permit (Employee of Escort Bureau) - annual	Escort business employees are charged for investigation to determine compliance.	\$204	Permit	Fee
Escort Permit (Employee of Escort Bureau) - initial	Escort business employees are charged for criminal background investigation and medical clearance.	\$352	Permit	Fee
Firearm Dealer initial/annual	Applicants are charged for background checks and property inspections.	\$142	Permit	Fee
Fortune telling - initial/annual	Applicants are charged for a background check to practice fortune-telling.	\$419	Permit	Fee
Garage Sale	Applicants are charged for investigation to determine compliance.	\$17.00	Permit	Fee
Horse Drawn Carriage - annual	Business owners are charged for a review of insurance compliance.	\$42	Permit	Fee
Horse Drawn Carriage - initial	Business owners are charged for an investigation of applicant.	\$769	Permit	Fee

MASTER FEES AND CHARGES SCHEDULE

DEPARTMENT: FINANCIAL MANAGEMENT				
Fee Name	Description	Fee	Per	Type
BUSINESS LICENSE AND PERMIT FEES				
Junk Collector - initial only	Business owners are charged for an investigation of applicant.	\$147	Permit	Fee
Junk Dealer - initial/annual	Junk dealers are charged for ongoing regulation of their business activities.	\$226	Permit	Fee
Massage Establishment -initial/annual	Business owners are charged for ongoing background investigation of facility and owner.	980	Permit	Fee
Massage Technician - add/change location	Massage technicians are charged for an investigation to ensure compliance.	\$136	Permit	Fee
Massage Technician - initial	Employees or independent contractors are charged for background investigation and to ensure compliance with code requirements.	\$397	Permit	Fee
Massage Technician	Employees or independent contractors are charged for ongoing background investigation and to ensure compliance with code requirements.	\$210	Permit	Fee
Pawn Broker - initial/annual	Pawn brokers are charged for a background check to conduct their business.	\$838	Permit	Fee
Peddler - initial only	Applicants are charged for inspection of property after license is issued.	\$84	Permit	Fee
Pool Hall/Family Billiard Hall - annual (no additional fee with existing entertainment permit)	Business owners are charged for periodic investigations to determine compliance.	\$210	Permit	Fee
Pool Hall/Family Billiard Hall - initial (no additional fee when also applying for entertainment permit)	Business owners are charged for an investigation of applicant and location.	\$1646	Permit	Fee
Pool Tables (one or two) - initial only	Business owners are charged for an investigation of applicant and location.	\$283	Permit	Fee
Public Bathhouse - initial/annual	Business owners are charged for ongoing background investigation of facility and owner.	\$1398	Permit	Fee
Publicly Accessible Exterior Pay Telephone - one time	Business required to have permit; regulated by Planning and Building & Public Works	\$36	Permit	Fee
Secondhand Dealer - initial/annual	Secondhand dealers are charged for a background check and inspection of retail property to conduct business.	\$210	Permit	Fee
Selling Club - annual	Business is charged for an investigation to ensure compliance.	\$419	Permit	Fee
Selling Club - initial	Business is charged for a background check to conduct their business.	\$142	Permit	Fee
Sidewalk Sale	Business associations are charged a permit fee to hold a sidewalk sale event.	\$42	Event	Fee

MASTER FEES AND CHARGES SCHEDULE

DEPARTMENT: FINANCIAL MANAGEMENT				
Fee Name	Description	Fee	Per	Type
BUSINESS LICENSE AND PERMIT FEES				
Smoking Lounge Permit	Ongoing Compliance and Investigation of facility and owner	\$317	Permit	Fee
Social Club - annual	Private club organizations are charged for periodic investigations to determine compliance.	\$397	Permit	Fee
Social Club, all - initial	Private club organizations are charged for an investigation of applicant and location.	\$929	Permit	Fee
Social Club, non-profit - annual	Private club organizations are charged for a periodic investigations to determine compliance.	\$142	Permit	Fee
Swap Meets - initial/annual	Applicants are charged for an inspection of property after license is issued.	\$136	Permit	Fee
Vehicle for Hire - annual	Requires new application for revocable permit each year.	\$352	Permit	Fee
Vehicle for Hire - initial	Requires new application for revocable permit each year; initial permit requires Council approval.	\$769	Permit	Fee
Vendor Cart Program Permit	Regulatory fee for processing a vendor cart application and issue of a permit for carts that are located in the Downtown Redevelopment Project area.	\$373	Permit	Fee
MISCELLANEOUS FEES				
Appeal Filing Fee (City Council)	An applicant for a business permit whose application for such permit has been denied can appeal to the Council.	\$1471	Appeal	Fee
Appeal Filing Fee (Appeal Filing Fee)	Appeal business classification or tax to Director of Financial Management.	\$493	Appeal	Fee
Application Fee for Tax Clearance Certificate	Hotel owners request tax clearance for sale of hotel.	\$36	Certificate	Fee
Duplicate Decal	Replace decal for vehicle-for-hire.	\$24	Decal	Fee
Duplicate License/Permit	Replace business license or permit.	\$42	Permit	Fee
Endorsement of Change of Address	Record change of address and reissue business license	\$42	Endorsement	Fee
Endorsement of change of business structure	Record change of business structure. Adding partners, incorporation, etc. and reissue business license	\$42	Endorsement	Fee
Notification Fee (Hearing)	Mail hearing notices to property owners and residents within 300 feet of business.	\$4.60	Label	Fee
Printed Copy of Weekly New Business List	Sold at business license counter	\$4	Copy	Fee
Printed Copy of Monthly New Business List	Sold at business license counter	\$10	Copy	Fee

MASTER FEES AND CHARGES SCHEDULE

DEPARTMENT: FINANCIAL MANAGEMENT				
Fee Name	Description	Fee	Per	Type
BUSINESS LICENSE AND PERMIT FEES				
Printed Copy of Computer Screen Print	Sold at business license counter	\$0.22	Page	Fee
Returned Check Charge	See Citywide Fees			Penalty
Special Events - Promoter Field Licensing	Promoter Administrative fee charged for vendor in-field, non-business license compliance. Booth(s) and ride(s).	\$31	Violation	Penalty
Special Events -Vendor Field Licensing	Vendor Administrative fee charged to vendor for in-field processing of business license permits and fee collections. Booth(s) and ride(s).	\$34	Violation	Penalty
DDED Noise Study Exemption Request - FM	Business Services review of Noise Study Exemption Request in the Downtown Dining District (Financial Management)	\$549	Request	Fee
DDED Noise Study Exemption Appeal - FM	Business Services review of request to appeal Noise Study Exemption Request decision for the Downtown Dining District (Financial Management)	\$488	Appeal	Fee
TOT FEES				
Deposit for Audit Charges for TOT Tax Clearance Certificate (refundable)	Hotel owner requests tax clearance for sale of hotel.	\$696	Certificate	Fee
Cost of Audit for TOT Clearance Certificate (Credited against the above TOT Refundable Deposit)	Hotel owner requests tax clearance for sale of hotel.	\$142	Hour	Fee
Cost of Audit for TOT Underpayments, Maximum Audit Reimbursement \$1,500	Pursuant to LBMC 3.64.110 for more than 10% underpayment of taxes.	\$142	Hour	Penalty
MEDICAL MARIJUANA COLLECTIVE				
PURCHASING FEES				
Contract - Compliance with wage rates	Contractors pay penalty if they do not pay general prevailing rate of per diem wages and overtime wages for each craft, or laborer, workman or mechanic for each day the laborer, workman or mechanic is paid less than the specified rate for work done by him under said contract.	\$54.00	Day	Penalty
CITY TREASURER				

MASTER FEES AND CHARGES SCHEDULE

DEPARTMENT: FINANCIAL MANAGEMENT				
Fee Name	Description	Fee	Per	Type
UUT Delinquent Penalty Payment	Pursuant to LBMC 3.68.130 for taxes collected from a service user which are not remitted to the City Treasurer-City Tax Collector on or before the due dates. The City Treasurer-City Tax Collector shall have power to impose additional penalties upon the service supplier under the provisions of this chapter for fraud or negligence in reporting or remitting at the rate of fifteen percent (15%) of the amount of the tax collected or as recomputed by the City Treasurer-City Tax Collector.	15% plus an additional 15% for fraud or negligence	Of the total amount paid late	Penalty
District Apportionment Processing Fee	Applicants pay for consultant services in regards to Tract Map Apportionment per Chapter 2, Section 66426 of the Subdivision Map Act	\$1,990 per subdivision tract map plus \$37.75 per parcel, plus \$40 County recording fee. \$970 flat fee for 4 or less parcels.	5 or more parcels	Fee
Duplicate Paycheck Administrative Fee	Employees reimburse the City for cost incurred to issue replacement paychecks including bank service charges	\$26	Replacement Check	Fee
FINANCIAL SERVICES FEES				
LATE CHARGES				
Late Charge - Ambulance Transport and/or Treatment	A bill, account or other amount is subject to a late charge if the customer's payment is not received by the City and applied to the account on or before the date specified on the bill as the date the late charge shall apply.	1.33%	Of the total amount owed and unpaid	Penalty
Late Charge - Property Damage Claim	A bill, account or other amount is subject to a late charge if the customer's payment is not received by the City and applied to the account on or before the date specified on the bill as the date the late charge shall apply.	1.33%	Of the total amount owed and unpaid	Penalty
Late Charge - False Alarm	A bill, account or other amount is subject to a late charge if the customer's payment is not received by the City and applied to the account on or before the date specified on the bill as the date the late charge shall apply.	25% and 10% thereafter	Of the total amount owed and unpaid	Penalty
FALSE ALARM FEES				
Second False Alarm Service Charge	A service charge shall be charged to the permittee of a particular system for the second false alarm in any twelve-month period.	\$139	False Alarm	Penalty

MASTER FEES AND CHARGES SCHEDULE

DEPARTMENT: FINANCIAL MANAGEMENT				
Fee Name	Description	Fee	Per	Type
FALSE ALARM FEES				
Third False Alarm Service Charge	A service charge shall be charged to the permittee of a particular system for the third false alarm in any twelve-month period.	\$170	False Alarm	Penalty
Fourth False Alarm Service Charge	A service charge shall be charged to the permittee of a particular system for the fourth false alarm in any twelve-month period.	\$206	False Alarm	Penalty
Fifth False Alarm Service Charge	A service charge shall be charged to the permittee of a particular system for the fifth false alarm in any twelve-month period.	\$355	False Alarm	Penalty
Any False Alarm Subsequent to the Fifth False Alarm Service Charge	A service charge shall be charged to the permittee of a particular system for any false alarm subsequent to the fifth false alarm in any twelve-month period.	\$483	False Alarm	Penalty
MISCELLANEOUS FEES				
Application and Order for Appearance and Examination	Sheriff's levy fee, paid in advance by the City and added to the money judgment.	\$40.00	Civil Process Action	Fee
Bank Garnishment (Writ of Execution)	Sheriff's levy fee, paid in advance by the City and added to the money judgment.	\$40.00	Civil Process Action	Fee
Business Seizure (Writ of Attachment)	Sheriff's levy fee, paid by advance by the City and added to the money judgment.	\$300	Civil Process Action	Fee
Claim and Delivery (Writ of Possession)	Sheriff's levy fee, paid in advance by the City and added to the money judgment.	\$300+	Civil Process Action	Fee
Earnings Withholding Order	Sheriff's levy fee, paid in advance by the City and added to the money judgment.	\$35.00	Civil Process Action	Fee
Interest on Money Judgment	Interest shall accrue at the rate of 10% per annum on the principal amount of money judgment remaining unsatisfied.	10%	Of the total amount owed and unpaid	Penalty
Keeper 8-Hour (Writ of Attachment)	Sheriff's levy fee, paid in advance by the City and added to the money judgment.	\$300	Civil Process Action	Fee
Registered Process Server Fee	Service of Court Summons and Petition. The direct cost for process service is determined by the City and County of service and varies accordingly.	Actual Cost (based on City and County of Service)	Service	Fee
Treble Damages	Any person who passes a check on insufficient funds shall be liable to the City for damages equal to triple the amount of the check if a written demand for payment is mailed and if the person fails to pay the full amount of the check, the service charge and the cost to mail the written demand within 30 days.	No less than \$100 nor more than \$1,500	Check	Penalty
Writ Fee	The statutory fee for issuance of a writ.	\$40	Writ Fee	Fee

MASTER FEES AND CHARGES SCHEDULE

DEPARTMENT: FINANCIAL MANAGEMENT				
Fee Name	Description	Fee	Per	Type
MISCELLANEOUS FEES				
Abstract of Judgement	File lien to Los Angeles and/or Orange County Recorder's Office.	\$40	Abstract	Fee
FLEET BUREAU				
FLEET				
Damage Recovery Administrative Overhead	Administrative overhead charged when City vehicles are damaged in accidents with the public and the public person is at fault. The overhead covers Fleet Services damage recovery administrative process.	10.90%	Accident	Fee
Fuel Surcharge - General Fuels	Overhead recovery when fuel is sold to the public (generally emergencies only). Covers fuel system operations and staffing in addition to actual cost for unleaded, diesel, and aviation fuels.	\$0.55	Gallon	Fee
Fuel Surcharge - LNG	Fuel system operations and fuel system administrative overhead costs assessed in addition to actual cost for LNG (Liquefied Natural Gas) fuel.	\$0.70	Gallon	Fee
Inspection - Biennial Inspection of Terminal (BIT)	Inspection of vehicle brake systems as required by the Department of Transportation and enforced by the California Highway Patrol; commonly referred to as the BIT program.	\$247	Inspection	Fee
Inspection - Medical Transport (Non-Emergency)	Annual inspection of non-emergency medical transportation vehicles as required for annual renewal of Vehicle for Hire business permit.	\$142	Inspection	Fee
Inspection - Taxi Cab	Annual inspection of taxi cabs as required for annual renewal of Vehicle for Hire business permit.	\$142	Inspection	Fee
Inspection - Tow Truck: Heavy Class	Inspection of tow trucks weighing more than 10,000 lbs. GVWR (Gross Vehicle Weight Rating).	\$416	Inspection	Fee
Inspection - Tow Truck: Light Class	Inspection of tow trucks weighing less than 10,000 lbs. GVWR (Gross Vehicle Weight Rating).	\$247	Inspection	Fee
Inspection/Test - Brake System -Dyno Method	Inspect and test brakes using the Dyno machine method.	\$142	Inspection	Fee
Particulate Trap Cleaning	Cleaning of particulate traps required for heavy duty vehicle diesel emission engines.	\$216	Core	Fee
Smog Check	Vehicle emissions check per DMV registration requirements for other governmental agencies.	\$81	Procedure	Fee
TOWING SERVICE				

MASTER FEES AND CHARGES SCHEDULE

DEPARTMENT: FINANCIAL MANAGEMENT				
Fee Name	Description	Fee	Per	Type
TOWING SERVICE				
Basic Tow Rate - Light Class: Vehicles <= 9,000 lbs. GVWR	Basic tow for motorcycles, vehicles or trailers with a GVWR (Gross Vehicle Weight Rating) of 9,000 lbs. or less.	\$221	Minimum charge; prorated after 1st hour	Fee
Basic Tow Rate - Medium Class: Vehicles 9,001 lbs. - 26,000 lbs GVWR	Basic tow for vehicles or trailers with a GVWR (Gross Vehicle Weight Rating) of 9,001 lbs. through 26,000 lbs.	\$286	Minimum charge; prorated after 1st hour	Fee
Basic Tow Rate - Heavy Class: Vehicles >= 26,001 lbs. GVWR	Basic tow for vehicles or trailers with a GVWR (Gross Vehicle Weight Rating) of 26,001 lbs. or more, and/or any vehicle or trailer equipped with air brakes.	\$382	Minimum charge; prorated after 1st hour	Fee
Drop Fee - Light Class: Vehicles <= 9,000 lbs. GVWR	Vehicle is detached from tow truck and returned to owner in the field. For vehicles or trailers with a GVWR (Gross Vehicle Weight Rating) of 9,000 lbs or less.	\$110	Minimum charge; prorated after 1st hour	Fee
Drop Fee - Medium Class: Vehicles 9,001 lbs. - 26,000 lbs. GVWR	Vehicle is detached from tow truck and returned to owner in the field. For vehicles or trailers with a GVWR (Gross Vehicle Weight Rating) of 9,001 lbs. through 26,000 lbs.	\$123	Minimum charge; prorated after 1st hour	Fee
Drop Fee - Heavy Class: >= 26,001 lbs. GVWR	Vehicle is detached from tow truck and returned to owner in the field. For vehicles or trailers with a GVWR (Gross Vehicle Weight Rating) of 26,001 lbs. or more, and/or any vehicle or trailer equipped with air brakes.	\$329	Minimum charge; prorated after 1st hour	Fee
Mileage Outside The City	When the tow truck is required to travel outside the City limits. Fee must be in whole dollars.	\$8	Mile	Fee
Scheduled Delivery Tow	Delivery of a vehicle from a storage facility to another location; scheduled in advance.	\$113	Minimum charge; prorated after 1st hour	Fee
15 Day Lien	Filing lien sale request document with DMV and document preparation after receipt of approval of DMV approval of lien sale request and authorization for the sale of the vehicle. Fee established by California Civil Code 3074.	\$70	Vehicle	Fee
30 Day Lien	Filing lien sale request document with DMV and document preparation after receipt of DMV approval of lien sale request and authorization for the sale of the vehicle. Fee established by California Civil Code 3074.	\$70	Vehicle	Fee

MASTER FEES AND CHARGES SCHEDULE

DEPARTMENT: FINANCIAL MANAGEMENT				
Fee Name	Description	Fee	Per	Type
TOWING SERVICE				
90 Day Lien - Initial	Filing initial lien sale request document with DMV. (50% of total fee) Fee established by California Civil Code 3074.	\$50	Vehicle	Fee
90 Day Lien - Completed	Final document preparation after receipt of DMV approval of lien sale request and authorization for the sale of the vehicle. (Remaining 50% of total fee) Fee established by California Civil Code 3074.	\$50	Vehicle	Fee
AUCTION PROCESS				
Vehicle Release Fee	Vehicle release processing fee	\$53	per vehicle	Fee
Vehicle Title Processing Fee	Fee to process titles to vehicles voluntarily surrendered by their owners	\$38	Vehicle surrendered without DMV title	Fee
Key Return Fee	Purchase of existing keys for vehicles sold at lien sale auctions.	\$38 per existing key	One key per vehicle	Fee
Standard Key Production Fee	Create standard keys for vehicles sold at lien sale auctions, or in other instances where vehicle keys have been lost or misplaced.	\$84 per standard key	One (standard) vehicle key	Fee
Electronic Key Production Fee	Create electronic keys for vehicles sold at lien sale auctions, or in other instances where electronic vehicle keys have been lost or misplaced.	\$216 per key	One electronic key per vehicle	Fee
Duplicate Lien Sale Documents	Customer requested Lien Sale registration document package replacement.	\$83	Vehicle	Fee
Bidder Card Fee	Per vehicle bidder fee	\$30	Card	Fee
Lost Bidder Card Fee	Customer fails to return assigned auction Bidder Card.	\$9	Vehicle	Fee
Long Lien Auction Vehicle Purchase Deposit	Customers must provide a non-refundable deposit to cover the storage cost of the (state required) 10 day Long Lien waiting period.	\$721	Vehicle	Fee
Archive Files Research	Retrieval of Towing / Lien from storage.	\$36	Vehicle	Fee
SECURED STORAGE				
Vehicle Storage - Standard: 20 feet long or less.	Storage of vehicles measuring 20 feet long or less.	\$68	Day	Rent
Vehicle Storage - Large: 21 Feet or more.	Storage of vehicles measuring 21 feet or longer.	\$84	Day	Rent
Motorcycle Storage	Storage of motorcycles.	\$42	Day	Rent
TOWING MISCELLANEOUS FEES				

MASTER FEES AND CHARGES SCHEDULE

DEPARTMENT: FINANCIAL MANAGEMENT				
Fee Name	Description	Fee	Per	Type
TOWING MISCELLANEOUS FEES				
Hazardous Materials	Disposal of hazardous waste collected by tow driver. (Usually spilled fuel or oil.)	\$79	Vehicle	Fee
Labor Required At Scene	Other staff at scene in addition to the tow truck driver and when additional staff does not drive a vehicle to the scene.	\$93	Hour	Fee
After Hours Vehicle / Property Release	Release of a vehicle or property out of the storage yard after posted business hours.	\$110	Vehicle	Fee
Impounding Agency Administrative Fee	Covers administrative costs and labor involved in inspecting and reporting condition of vehicles towed.	\$40	Vehicle	Fee
Vehicle Impound Notification	Certified notification to legal (bank, individual, business, etc.) and registered owner (individual, business, etc.) when a vehicle has been impounded. Notification required within 48 hours.	\$27	Record	Fee
Police Release - Unlicensed Driver	Covers police investigation and labor when an unlicensed driver's vehicle is impounded.	\$129	Vehicle	Fee
Parking Citation Processing Fee	Reimbursement of administrative costs to process parking citation payments at Towing & Lien Sales	\$16	Transaction	Fee

MASTER FEES AND CHARGES SCHEDULE

DEPARTMENT: FIRE				
Fee Name	Description	Fee	Per	Type
MEDICAL SERVICES				
BASE RATE				
First Responder Fee	The First Responder Fee is charged whenever a person is medically evaluated and/or treated by Fire Department first responders. This fee is separate from existing ambulance transport fees.	\$250	Patient that is medically evaluated and/or treated by Fire staff on a first responder unit	Fee
Advanced Life Support (ALS)	Transport patient with equipment and personnel at an advanced life support (ALS) level.	\$2,550	Patient Transport	Fee
Basic Life Support (BLS)	Transport patient with equipment and personnel at a basic life support (BLS) level.	\$1,702.00	Patient Transport	Fee
MILEAGE				
ALS Ambulance - per mile or fraction	Mileage charge per mile or fraction thereof per ALS transport.	\$18.50	Mile or Fraction	Fee
BLS Ambulance - per mile or fraction	Mileage charge per mile or fraction thereof per BLS transport.	\$18.50	Mile or Fraction	Fee
SPECIALIZED SERVICES				
ALS Ambulance Supplies	Medical supplies used during patient care	Cost +75%	Unit	Fee
BLS Ambulance Supplies	Medical supplies used during patient care	Cost +75%	Unit	Fee
Defibrillation	Cardiac treatment procedure	\$69	Patient	Fee
Intubation	Procedure to establish artificial airway	\$84	Patient	Fee
IV Insertion	Procedure to establish intravenous access	\$69	Patient	Fee
Oxygen	Administration of supplemental oxygen	\$76	Patient	Fee
Extra Attendant	Additional staff required in provision of patient care.	\$69	Attendant	Fee
EKG Monitoring	Monitors the activity of the heart	\$36.95	Patient	Fee
Advanced EKG Monitoring	Patients who receive both EKG and Advanced EKG monitoring will be charged one fee.	\$55	Patient	Fee
Pulse Oximeter	Measures blood oxygen	\$103	Patient	Fee

MASTER FEES AND CHARGES SCHEDULE

DEPARTMENT: FIRE				
Fee Name	Description	Fee	Per	Type
SPECIALIZED SERVICES				
Cardiopulmonary Resuscitation (CPR), Advanced Cardiac Life Support (ACLS), Pediatric Advanced Life Support (PALS) and other Emergency Medical Services (EMS) related Training	Classes in CPR, ACLS, PALS or other EMS related training	\$49.55 to \$314	Person	Fee
Continuous Positive Airway Pressure (CPAP) Treatment		\$190	Treatment	Fee
Capnography	Measures end-tidal carbon dioxide	\$100	Treatment	Fee
Childbirth	Procedure to deliver and care for newborn baby	\$56	Incident	Fee
Spinal Immobilization	Procedure to stabilize spine	\$113	Incident	Fee
Traction Splint	Procedure to stabilize femur fracture	\$103	Incident	Fee
Cardioversion	Cardiac treatment procedure	\$68	Treatment	Fee
Transcutaneous Pacing	Cardiac Treatment Procedure	\$68	Treatment	Fee
Intraosseous IV	Procedure to establish intravenous access	\$226	Treatment	Fee
King Airway	Procedure to establish artificial airway	\$159	Treatment	Fee
MEDICATION				
Medications and IV Solutions	Medications and/or intravenous solutions administered to patient during treatment.	Cost +75%	Unit	Fee
PLAN CHECKS - FIELD INSPECTIONS - CERTIFICATES				
Special Equipment Plan Check	Architects/Engineers/Contractors/Owners pay for the review of plans for fire and life safety compliance. Spray booths, fumigant chambers, pressure vessels and tanks, drying ovens, industrial baking ovens, industrial heating equipment, and other industrial equipment requiring Fire Dept. approval.	\$627	Application	Fee
Special Systems Plan Check - Vapor Recovery Systems (CUPA)	Architects/Engineers/Contractors/Owners pay for the review of plans for fire and life safety compliance. Vapor recovery systems requiring Fire Department approval.	\$833.00	Application	Fee

MASTER FEES AND CHARGES SCHEDULE

DEPARTMENT: FIRE				
Fee Name	Description	Fee	Per	Type
Special Systems Plan Check - Other	Architects/Engineers/Contractors/Owners pay for the review of plans for fire and life safety compliance. Dust collecting systems, commercial/industrial compressed or liquefied gas manifolds, and other special systems requiring Fire Department approval.	\$523	Application	Fee
Underground Fire Protection Piping	Underground Fire Protection Piping	\$483	Application	Fee
Smoke Control System Review and Inspection	Smoke Control System Review and Inspection	\$2772	Application	Fee
FLAMMABLE AND OTHER HAZARDOUS LIQUID STORAGE TANKS				
Underground Storage Tank Plan Check (CUPA)	Engineers/Contractors/Owners pay for the review of plans for fire and life safety compliance. Underground storage tanks - installation, repair, removal or approved abandonment, first tank.	\$1,233 + \$617 per add'l tank	Application	Fee
Underground Storage Tank Piping Plan Check (CUPA)	Engineers/Contractors/Owners pay for the review of plans for fire and life safety compliance. When not in conjunction with underground storage tank in PC-07 A referenced above; repair, replacement or removal at the same location by street address.	\$1,087.00	Application	Fee
Underground Storage Tank Monitoring Wells Plan Check (CUPA)	Engineers/Contractors/Owners pay for the review of plans for fire and life safety compliance. Installation or removal.	\$1,260 + \$546 per add'l well	Application	Fee
Aboveground Storage Tanks - Installation, Repair, Removal or Approved Abandonment Plan Check	Engineers/Contractors/Owners pay for the review of plans for fire and life safety compliance. Installation, removal or approved abandonment.	\$550 + \$309 per add'l tank	Application	Fee
Aboveground Storage Tank Piping Plan Check	Engineers/Contractors/Owners pay for the review of plans for fire and life safety compliance. When not in conjunction with above ground storage tank PC-07D above; repair, replacement or removal at same location by street address.	\$494 + \$265 per 100ft piping	Application	Fee
Processing/Refining To Each Cracking Tower Plan Check	Engineers/Contractors/Owners pay for the review of plans for fire and life safety compliance.	\$1034	Application	Fee
MISCELLANEOUS				
Code Alternate Review & Comment	Code Alternate Review & Comment	\$751	Application	Fee
Off Hour Inspections	Inspections performed off normal hours - 2 hour minimum	\$139	Hour, minimum billing 2 hours	Fee

MASTER FEES AND CHARGES SCHEDULE

DEPARTMENT: FIRE				
Fee Name	Description	Fee	Per	Type
MISCELLANEOUS				
Plan review resubmittal on the 3rd and each subsequent inspection (1 hr min) with supervisor approval. (CUPA)	Plan review resubmittal on the 3rd and each subsequent inspection (1 hr min) with supervisor approval.	120	Hour, minimum billing 1 hour	Fee
Plan review of revisions to originally approved plans with supervisor approval. (CUPA)	Plan review of revisions to originally approved plans with supervisor approval.	120	Hour, minimum billing 1 hour	Fee
Accelerate plan review (work performed after hours - 2 hr min) with supervisor approval. (CUPA)	Accelerate plan review (work performed after hours - 2 hr min) with supervisor approval.	120	Hour, minimum billing 2 hours	Fee
Off-Hour Inspections (CUPA)	Inspections performed off normal work hours - 2 hr minimum	120	Hour, minimum billing 2 hours	Fee
SURCHARGES				
Technology Surcharge	Surcharge to fund the continued upgrade and maintenance of technology	The total of 6.2% of each fee imposed or authorized by the provisions of Title 18 of the Municipal Code.	Application	Fee
ANNUAL FIRE PERMITS				
GENERAL USE PERMIT AND CERTIFICATES shall be required for any activity or operation not specifically described below which, in the judgment of the Fire Chief or Fire Marshal is likely to produce conditions hazardous to life or property, and shall be accompanied by fees as set forth herein	Owners/Tenants pay for the inspection of their operation.	\$410	Annual Permit	Fee
Tire recapping or rebuilding plant	Owners/Tenants pay for the inspection of their operation.	\$410	Annual Permit	Fee
Waste Handling - automobile wrecking yards, junk yards or waste material handling plants	Owners/Tenants pay for the inspection of their operation.	\$410	Annual Permit	Fee

MASTER FEES AND CHARGES SCHEDULE

DEPARTMENT: FIRE				
Fee Name	Description	Fee	Per	Type
Cellulose nitrate: Plastics (Pyroxlin) – storage and/or manufacturing of Cellulose nitrate motion picture film	Owners/Tenants pay for the inspection of their operation.	\$410	Annual Permit	Fee
Combustible fibers or material storage and/or handling, over 100 cubic feet	Owners/Tenants pay for the inspection of their operation.	\$410	Annual Permit	Fee
Compressed gases – storage, handling and/or use - Non-flammable 6,000 to 12,000 cubic feet	Owners/Tenants pay for the inspection of their operation.	\$309	Annual Permit	Fee
Compressed gases - Non-flammable over 12,000 cubic feet	Owners/Tenants pay for the inspection of their operation.	\$410	Annual Permit	Fee
Compressed gases - Flammable 200 to 12,000 cubic feet	Owners/Tenants pay for the inspection of their operation.	\$309	Annual Permit	Fee
Compressed gases - Flammable over 12,000 cubic feet	Owners/Tenants pay for the inspection of their operation.	\$410	Annual Permit	Fee
Cryogenic fluids - storage, handling, and/or use - see CFC Table 105.6.10	Owners/Tenants pay for the inspection of their operation.	\$410	Annual Permit	Fee
Explosives, Including fireworks and pyrotechnic devices – possession, storage, and/or transportation	Owners/Tenants pay for the inspection of their operation.	\$699	Annual Permit	Fee
Flammable finishes – spraying or dipping operations .	Owners/Tenants pay for the inspection of their operation. Spray finishing, dip tanks, electrostatic apparatus, automobile undercoating, power coating and organic peroxides and dual component coatings.	\$410	Annual Permit	Fee
Flammable and combustible liquids – storage, handling, and/or use - Underground storage. (CUPA)	Owners/Tenants pay for the inspection of their operation. Per tank, piping and vapor recovery system.	\$720.00	Annual Permit	Fee
Flammable and combustible liquids – Storage, handle, and use of Class 1 liquid in excess of 5 gals inside & 10 gals outside. Class II & IIIA liquid in excess of 25 gals inside & 60 gals outside	Owners/Tenants pay for the inspection of their operation.	\$410	Annual Permit	Fee

MASTER FEES AND CHARGES SCHEDULE

DEPARTMENT: FIRE				
Fee Name	Description	Fee	Per	Type
Flammable and combustible liquids . Above ground bulk storage for each 250,000 BBL or major fraction thereof	Owners/Tenants pay for the inspection of their operation.	\$400	Annual Permit	Fee
Operate tank vehicles, equipment, terminals, refineries, distilleries, and similar facilities.	Owners/Tenants pay for the inspection of their operation.	\$745	Annual Permit	Fee
Fumigation and thermal insecticidal fogging and fruit ripening processes when using any hazardous, toxic and/or flammable gases, liquids or solids	Owners/Tenants pay for the inspection of their operation.	\$625	Annual Permit	Fee
Garages-motor vehicle repair	Owners/Tenants pay for the inspection of their operation.	\$410	Annual Permit	Fee
Haz Mats– Corrosives - storage, transport onsite, use, handle, dispense more than 55 gals, 500 lbs, 200 cu.ft.	Owners/Tenants pay for the inspection of their operation.	\$255	Annual Permit	Fee
Haz Mats– Oxidizing Materials - storage, transport onsite, use, handle, dispense see CFC Table 105.6.20	Owners/Tenants pay for the inspection of their operation.	\$255	Annual Permit	Fee
Haz Mats– Organic Peroxides- storage, transport onsite, use, handle, dispense see CFC Table 105.6.20	Owners/Tenants pay for the inspection of their operation.	\$410	Annual Permit	Fee
Haz Mats– Highly Toxic Materials - storage, transport onsite, use, handle, dispense any amount of gas. liquid or solid	Owners/Tenants pay for the inspection of their operation.	\$410	Annual Permit	Fee
Haz Mats– Toxic Materials - storage, transport onsite, use, handle, dispense more than 10 gals, 100 lbs, any cu.ft.	Owners/Tenants pay for the inspection of their operation.	\$255	Annual Permit	Fee

MASTER FEES AND CHARGES SCHEDULE

DEPARTMENT: FIRE				
Fee Name	Description	Fee	Per	Type
Haz Mats– Pyrophoric Materials - storage, transport onsite, use, handle, dispense any amount of gas. liquid or solid	Owners/Tenants pay for the inspection of their operation.	\$255	Annual Permit	Fee
Haz Mats– Unstable Reactive Materials - storage, transport onsite, use, handle, dispense see CFC Table 105.6.20	Owners/Tenants pay for the inspection of their operation.	\$255	Annual Permit	Fee
Haz Mats– Water-Reactive Materials - storage, transport onsite, use, handle, dispense see CFC Table 105.6.20	Owners/Tenants pay for the inspection of their operation.	\$255	Annual Permit	Fee
Haz Mats– Flammable Materials - storage, transport onsite, use, handle, dispense more than, 100 lbs	Owners/Tenants pay for the inspection of their operation.	\$255	Annual Permit	Fee
Liquid gases – storage, handling and/or transportation in a container, tank or tank vehicle	Owners/Tenants pay for the inspection of their operation.	\$435	Annual Permit	Fee
Combustible dust producing operations - coal, feed mill, or other operations producing combustible dusts.	Owners/Tenants pay for the inspection of their operation.	\$410	Annual Permit	Fee
Industrial Ovens – operation of	Owners/Tenants pay for the inspection of their operation.	\$410	Annual Permit	Fee
A-1 Occupancies - 2,000 and more occupancy load	Business operators pay for the inspection of their operation. Places of Assembly - Gathering together of 50 or more persons for purposes such as deliberations, education, instruction, worship, entertainment, amusement, drinking, dining or awaiting transportation; i.e. hotels, motels, (50 units or more) restaurants, theaters, bars, dance studios, trade schools, bowling alleys, billiard parlors, clubs, mortuaries, cemetery and/or wedding chapels, and places of worship. Assembly includes a stage.	\$1260	Annual Permit	Fee

MASTER FEES AND CHARGES SCHEDULE

DEPARTMENT: FIRE				
Fee Name	Description	Fee	Per	Type
A-1 Occupancies - 1,000 to 1,999 occupancy load	Business operators pay for the inspection of their operation. Places of Assembly - Gathering together of 50 or more persons for purposes such as deliberations, education, instruction, worship, entertainment, amusement, drinking, dining or awaiting transportation; i.e. hotels, motels, (50 units or more) restaurants, theaters, bars, dance studios, trade schools, bowling alleys, billiard parlors, clubs, mortuaries, cemetery and/or wedding chapels, and places of worship.	\$1150	Annual Permit	Fee
A-2 Occupancies - less than 1,000 occupancy load	Business operators pay for the inspection of their operation. Places of Assembly - Gathering together of 50 or more persons for purposes such as deliberations, education, instruction, worship, entertainment, amusement, drinking, dining or awaiting transportation; i.e. hotels, motels, (50 units or more) restaurants, theaters, bars, dance studios, trade schools, bowling alleys, billiard parlors, clubs, mortuaries, cemetery and/or wedding chapels, and places of worship. Assembly includes a stage.	\$745	Annual Permit	Fee
A-2.1 Occupancies - 2,000 and more occupancy load	Business operators pay for the inspection of their operation. Places of Assembly - Gathering together of 50 or more persons for purposes such as deliberations, education, instruction, worship, entertainment, amusement, drinking, dining or awaiting transportation; i.e. hotels, motels, (50 units or more) restaurants, theaters, bars, dance studios, trade schools, bowling alleys, billiard parlors, clubs, mortuaries, cemetery and/or wedding chapels, and places of worship.	\$745	Annual Permit	Fee
A-2.1 Occupancies - 300 to 1,999 occupancy load	Business operators pay for the inspection of their operation. Places of Assembly - Gathering together of 50 or more persons for purposes such as deliberations, education, instruction, worship, entertainment, amusement, drinking, dining or awaiting transportation; i.e. hotels, motels, (50 units or more) restaurants, theaters, bars, dance studios, trade schools, bowling alleys, billiard parlors, clubs, mortuaries, cemetery and/or wedding chapels, and places of worship.	\$615	Annual Permit	Fee

MASTER FEES AND CHARGES SCHEDULE

DEPARTMENT: FIRE				
Fee Name	Description	Fee	Per	Type
A-3 Occupancies - 50 to 299 occupancy load	Business operators pay for the inspection of their operation. Places of Assembly - Gathering together of 50 or more persons for purposes such as deliberations, education, instruction, worship, entertainment, amusement, drinking, dining or awaiting transportation; i.e. hotels, motels, (50 units or more) restaurants, theaters, bars, dance studios, trade schools, bowling alleys, billiard parlors, clubs, mortuaries, cemetery and/or wedding chapels, and places of worship.	\$395	Annual Permit	Fee
Mechanical refrigeration operation	Business operators pay for the inspection of their operation.	\$410	Annual Permit	Fee
Airports, heliports and helistops	Business operators pay for the inspection of their operation.	\$625	Annual Permit	Fee
Rifle ranges	Business operators pay for the inspection of their operation.	\$410	Annual Permit	Fee
High pile combustible storage	Business operators pay for the inspection of their operation.	\$410	Annual Permit	Fee
Aviation Facilities – servicing and repairing of aircraft, fueling stations and aircraft re-fuelers	Business operators pay for the inspection of their operation.	\$745	Annual Permit	Fee
High-rise Buildings – buildings over 75 feet in height (fully fire sprinklered)	Business operators pay for the inspection of their operation.	\$1890	Annual Permit	Fee
Dry Cleaning plants using hazardous, toxic and/or flammable liquids	Business operators pay for the inspection of their operation.	\$410	Annual Permit	Fee
Lumber yards - storage or processing of lumber over 100,000 board feet.	Business operators pay for the inspection of their operation.	\$410	Annual Permit	Fee
Malls, covered	Business operators pay for the inspection of their operation.	\$410	Annual Permit	Fee
Aircraft Fueling / Service Station (CUPA)	Business operators pay for the inspection of their operation.	\$373.00	Annual Permit	Fee
Asbestos Removal	Business operators pay for the inspection of their operation.	\$410	Annual Permit	Fee
Auto Fueling / Service Station (CUPA)	Business operators pay for the inspection of their operation.	\$639.00	Annual Permit	Fee
Candles & Open Flames	Business operators pay for the inspection of their operation.	\$410	Annual Permit	Fee
Commercial Rubbish – Handling Operation	Business operators pay for the inspection of their operation.	\$410	Annual Permit	Fee
Marine Fueling / Service Station (CUPA)	Business operators pay for the inspection of their operation.	\$373.00	Annual Permit	Fee

MASTER FEES AND CHARGES SCHEDULE

DEPARTMENT: FIRE				
Fee Name	Description	Fee	Per	Type
Natural Gasoline Plant	Business operators pay for the inspection of their operation.	\$2485	Annual Permit	Fee
OTHER ANNUAL FIRE PERMITS				
Organic Coating	Business operators pay for the inspection of their operation.	\$410	Annual Permit	Fee
Paint, Coating or other Surface Finish	Business operators pay for the inspection of their operation.	\$410	Annual Permit	Fee
Roofing Kettle	Business operators pay for the inspection of their operation.	\$410	Annual Permit	Fee
Welding and Cutting Operations	Business operators pay for the inspection of their operation.	\$410	Annual Permit	Fee
Level 2 or 3 aerosol products in excess of 500 pounds.	Business operators pay for the inspection of their operation.	\$255	Annual Permit	Fee
Amusement buildings	Business operators pay for the inspection of their operation.	\$410	Annual Permit	Fee
Hazardous production materials facilities	Business operators pay for the inspection of their operation.	\$410	Annual Permit	Fee
Hot work operations	Business operators pay for the inspection of their operation.	\$255	Annual Permit	Fee
Woodworking plants - storage or processing of lumber over 100,000 board feet.	Business operators pay for the inspection of their operation.	\$410	Annual Permit	Fee
Magnesium - to melt, cast, heat treat or grind more than 10 pounds	Business operators pay for the inspection of their operation.	\$255	Annual Permit	Fee
Miscellaneous combustible storage - store miscellaneous combustibles in a building or on a premise in excess of 2500 cubic feet.	Business operators pay for the inspection of their operation.	\$255	Annual Permit	Fee
Tire storage	Business operators pay for the inspection of their operation. Establish, conduct or maintain storage of scrap tires and tire byproducts 2500 cu. Ft and for storage of tires and tire byproducts inside.	\$255	Annual Permit	Fee
Wood products -	Business operators pay for the inspection of their operation. Store chips, hogged material, lumber or plywood in excess of 200 cu. Ft.	\$255	Annual Permit	Fee
Battery system - Lead acid battery systems having a liquid capacity greater than 50 gallons	Property owners pay for the inspection of their building.	\$255	Annual Permit	Fee

MASTER FEES AND CHARGES SCHEDULE

DEPARTMENT: FIRE				
Fee Name	Description	Fee	Per	Type
Live Audience	Business operators pay for the inspection of their operation. To install seating arrangements for live audiences in approved production facilities, production studios, and sound stages.	\$255	Annual Permit	Fee
Radioactive material - Storage or handling of radioactive material	Business operators pay for the inspection of their operation.	\$255	Annual Permit	Fee
A-1 Occupancy	Property owners pay for the inspection of their building. Assembly use usually with fixed seating intended for the production and viewing of the performing arts or motion pictures.	\$1260	Annual Permit	Fee
A-2 Occupancy - 50 to 299 occupants	Property owners pay for the inspection of their building. Assembly use intended for food and/or drink consumption.	\$410	Annual Permit	Fee
A-2 Occupancy - More than 299 occupants	Property owners pay for the inspection of their building. Assembly use intended for food and/or drink consumption.	\$745	Annual Permit	Fee
A-3 Occupancy	Property owners pay for the inspection of their building. Assembly use intended for worship, recreation, amusement and other assembly uses not classified elsewhere in Group A Occupancy.	\$745	Annual Permit	Fee
A-4 Occupancy	Property owners pay for the inspection of their building. Assembly use intended for the viewing of indoor sporting events and activities.	\$1260	Annual Permit	Fee
A-5 Occupancy	Property owners pay for the inspection of their building. Assembly use intended for participation in or viewing of outdoor activities.	\$745	Annual Permit	Fee
E Occupancy	Business operators pay for the inspection of their operation.	\$410	Annual Permit	Fee
E (daycare) Occupancy	Business operators pay for the inspection of their operation.	\$410	Annual Permit	Fee
I-1 Occupancy	Business operators pay for the inspection of their operation.	\$410	Annual Permit	Fee
I-2 Occupancy	Business operators pay for the inspection of their operation.	\$410	Annual Permit	Fee
I-2.1 Occupancy	Business operators pay for the inspection of their operation.	\$395	Annual Permit	Fee
I-3 Occupancy	Business operators pay for the inspection of their operation.	\$410	Annual Permit	Fee
I-4 Occupancy	Business operators pay for the inspection of their operation.	\$410	Annual Permit	Fee
R-2.1 Occupancy	Business owners pay for the inspection of their operation	\$410	Annual Permit	Fee
R-4 Occupancy	Business operators pay for the inspection of their operations	\$410	Annual Permit	Fee

MASTER FEES AND CHARGES SCHEDULE

DEPARTMENT: FIRE				
Fee Name	Description	Fee	Per	Type
Cannabis Dispensary Facility Permit	Property owners/operators pay for the inspection of their facility	\$273	Annual Permit	Fee
Cannabis Cultivation Facility Permit	Property owners/operators pay for the inspection of their facility	\$410	Annual Permit	Fee
Cannabis Manufacturing Facility Permit	Property owners/operators pay for the inspection of their facility	\$684	Annual Permit	Fee
Cannabis Testing Facility Permit	Property owners/operators pay for the inspection of their facility	\$410	Annual Permit	Fee
Cannabis Distribution Facility Permit	Property owners/operators pay for the inspection of their facility	\$410	Annual Permit	Fee
Late Payment Penalty	Fee Charged by Fire Department for Late Payment on Fire Permit	30% of original fee	Permit	Penalty
CUPA: Late Payment Penalty	Fee Charged by Fire Department for Late Payment on Fire Permit or Hazardous Materials Disclosure Program Fee	30% of original fee	Permit or Inspection	Penalty
FIRE SPRINKLER RETROFIT ALTERNATIVE PERMITS				
Multi-family, hotels, motels, and condominiums with 51 to 100 units	Property owners/operators pay for the inspection of their building	\$200	Building	Fee
Multi-family, hotels, motels, and condominiums with 101 to 200 units	Property owners/operators pay for the inspection of their building	\$235	Building	Fee
Multi-family, hotels, motels, and condominiums with 201 units and greater	Property owners/operators pay for the inspection of their building	\$283	Building	Fee
High-rise buildings (75ft and higher)	Property owners/operators pay for the inspection of their building	\$2595	Building	Fee
1st Reinspection	Property owners/operators pay for the inspection of their building and are assessed a fee for failure to comply with violation notices	\$0	Reinspection	Fee
2nd Reinspection	Property owners/operators pay for the inspection of their building and are assessed a fee for failure to comply with violation notices	150% of permit fee	Reinspection	Fee
3rd and each subsequent Reinspection	Property owners/operators pay for the inspection of their building and are assessed a fee for failure to comply with violation notices	200% of permit fee	Reinspection	Fee
MULTI-FAMILY RESIDENTIAL INSPECTION PERMIT				
Multi-family residential property and condominiums with 3 to 10 units	Property owners/operators pay for the inspection of their building	\$103	Building	Fee
Multi-family residential property and condominiums with 11 to 50 units	Property owners/operators pay for the inspection of their building	\$144	Building	Fee

MASTER FEES AND CHARGES SCHEDULE

DEPARTMENT: FIRE				
Fee Name	Description	Fee	Per	Type
MULTI-FAMILY RESIDENTIAL INSPECTION PERMIT				
Multi-family residential property and condominiums with 51 to 100 units	Property owners/operators pay for the inspection of their building	\$154	Building	Fee
Multi-family residential property and condominiums with 101 to 200 units	Property owners/operators pay for the inspection of their building	\$175	Building	Fee
Multi-family residential property and condominiums with 201 units and greater	Property owners/operators pay for the inspection of their building	\$235	Building	Fee
Hotels/Motels with 3 to 10 units	Property owners/operators pay for the inspection of their building	\$225	Building	Fee
Hotels/Motels with 11 to 50 units	Property owners/operators pay for the inspection of their building	\$303	Building	Fee
Hotels/Motels with 51 to 100 units	Property owners/operators pay for the inspection of their building	\$458	Building	Fee
Hotels/Motels with 101 to 200 units	Property owners/operators pay for the inspection of their building	\$615	Building	Fee
1st Reinspection	Property owners/operators pay for the inspection of their building and are assessed a fee for failure to comply with violation notices	\$0	Reinspection	Fee
2nd Reinspection	Property owners/operators pay for the inspection of their building and are assessed a fee for failure to comply with violation notices	150% of the permit fee	Reinspection	Fee
3rd and each subsequent Reinspection	Property owners/operators pay for the inspection of their building and are assessed a fee for failure to comply with violation notices	200% of the permit fee	Reinspection	Fee
SPECIAL ACTIVITIES AND EVENTS - ONE TIME PERMITS				
Fireworks – outside public display . Approved standby fire-watch required at operator’s expense, refer to MS-02A	Event organizers/operators pay for inspections which determine whether or not the events are being conducted in a safe and compliant manner for all participants.	\$625	Event	Fee
Blasting operations – for each 4 hr period or any fraction thereof. Approved standby fire-watch may be required at operator’s expense, refer to MS-02A-C, MS-03 and MS-04A-C	Business operators pay for the inspection of their operation to determine whether or not conditions exist which are hazardous to life or property.	\$745	Event	Fee

MASTER FEES AND CHARGES SCHEDULE

DEPARTMENT: FIRE				
Fee Name	Description	Fee	Per	Type
Special Events Plan Check & Site Inspection– other than tents and air supported structures. Approved standby fire-watch may be required at operator's expense, refer to MS-02. For reinspection charges see MS-01. Less than 30,000 sq. ft. or an occupant load of less than 2,000 whichever is more restrictive	Event organizers/operators pay for inspections which determine whether or not the events are being conducted in a safe and compliant manner for all participants. Public assembly, stage productions, exhibits, reviewing stands, grandstands and bleachers, trade shows, concerts, banquets, etc.	\$410	Event	Fee
Special Events Plan Check & Site Inspection– other than tents and air supported structures. Approved standby fire-watch may be required at operator's expense, refer to MS-02. For reinspection charges see MS-01. 30,000 to 60,000 sq. ft. or an occupant load of 2,001 to 4,000, whichever is more restrictive	Event organizers/operators pay for inspections which determine whether or not the events are being conducted in a safe and compliant manner. Public assembly, stage productions, exhibits, reviewing stands, grandstands and bleachers, trade shows, concerts, banquets, etc.	\$458	Event	Fee
Special Events Plan Check & Site Inspection– other than tents and air supported structures. Approved standby fire-watch may be required at operator's expense, refer to MS-02. For reinspection charges see MS-01. 60,001 to 90,000 sq. ft. or an occupant load of 4,001 to 6,000, whichever is more restrictive	Event organizers/operators pay for inspections which determine whether or not the events are being conducted in a safe and compliant manner. Public assembly, stage productions, exhibits, reviewing stands, grandstands and bleachers, trade shows, concerts, banquets, etc.	\$520	Event	Fee

MASTER FEES AND CHARGES SCHEDULE

DEPARTMENT: FIRE				
Fee Name	Description	Fee	Per	Type
Special Events Plan Check & Site Inspection– other than tents and air supported structures. Approved standby fire-watch may be required at operator's expense, refer to MS-02. For reinspection charges see MS-01. 90,001 to 120,000 sq. ft. or an occupant load of 6,001 to 8,000, whichever is more restrictive	Event organizers/operators pay for inspections which determine whether or not the events are being conducted in a safe and compliant manner. Public assembly, stage productions, exhibits, reviewing stands, grandstands and bleachers, trade shows, concerts, banquets, etc.	\$625	Event	Fee
Special Events Plan Check & Site Inspection– other than tents and air supported structures. Approved standby fire-watch may be required at operator's expense, refer to MS-02. For reinspection charges see MS-01. 120,001 to 150,000 sq. ft. or an occupant load of 8,001 to 10,000, whichever is more restrictive	Event organizers/operators pay for inspections which determine whether or not the events are being conducted in a safe and compliant manner. Public assembly, stage productions, exhibits, reviewing stands, grandstands and bleachers, trade shows, concerts, banquets, etc.	\$745	Event	Fee
Special Events Plan Check & Site Inspection– other than tents and air supported structures. Approved standby fire-watch may be required at operator's expense, refer to MS-02. For reinspection charges see MS-01. Over 150,000 sq. ft. or an occupant load of over 10,000, whichever is more restrictive	Event organizers/operators pay for inspections which determine whether or not the events are being conducted in a safe and compliant manner. Public assembly, stage productions, exhibits, reviewing stands, grandstands and bleachers, trade shows, concerts, banquets, etc.	\$925	Event	Fee
Tents and Air-supported Structures not exceeding 4000 sq. ft in total gross area. Approved standby fire-watch required at operator's expense, refer to MS-02.	Event organizers/operators pay for the inspection of their operation to determine whether or not conditions which are hazardous to life or property exist.	\$410	Event	Fee

MASTER FEES AND CHARGES SCHEDULE

DEPARTMENT: FIRE				
Fee Name	Description	Fee	Per	Type
Tents and Air-supported Structures 4001 to 10,000 sq. ft in total gross area. Approved standby fire-watch required at operator's expense, refer to MS-02.	Event organizers/operators pay for the inspection of their operation to determine whether or not conditions which are hazardous to life or property exist.	\$520	Event	Fee
Tents and Air-supported Structures over 10,000 sq. ft in total gross area. Approved standby fire-watch required at operator's expense, refer to MS-02.	Event organizers/operators pay for the inspection of their operation to determine whether or not conditions which are hazardous to life or property exist.	\$700	Event	Fee
Bowling pin or alley refinishing	Business operators pay for the inspection of their operation.	\$410	Event	Fee
Fumigation or thermal insecticidal fogging operation	Business operators pay for the inspection of their operation.	\$410	Event	Fee
Hot Air Balloon – open flame device – 24-hour permit	Event organizers/operators pay for inspections which determine whether or not the events are being conducted in a safe and compliant manner.	\$410	Event	Fee
Helistop – temporary landing site – 24-hour permit. May require approved standby fire-watch at operator's expense, refer to MS-03 and MS-04	Event organizers/operators pay for inspections which determine whether or not the events are being conducted in a safe and compliant manner for all participants.	\$410	Event	Fee
Floor Finishing	Business operators pay for the inspection of their operation.	\$410	Event	Fee
Liquid or gas fueled vehicles or equipment in assembly buildings	Business operators pay for the inspection of their operation. Liquid or gas fueled vehicles or equipment displayed, operated, or demonstrated in assembly buildings.	\$410	Event	Fee
Open burning	Business operators pay for the inspection of their operation.	\$400	Event	Fee
Recreational fire	Business operators pay for the inspection of their operation.	\$410	Event	Fee
Tanks out of service - To place out of service an underground tank (CUPA)	Business operators pay for the inspection of their operation.	\$364.00	Event	Fee
Tanks out of service - To place out of service an aboveground tank	Business operators pay for the inspection of their operation.	\$410	Event	Fee

MASTER FEES AND CHARGES SCHEDULE

DEPARTMENT: FIRE				
Fee Name	Description	Fee	Per	Type
Tents and Air-supported Structures not exceeding 4000 sq. ft in total gross area., installed in combination with one of SA-03A through SA-03F above.	Event organizers/operators pay for the inspection of their operation to determine whether or not conditions which are hazardous to life or property exist.	\$113	Event	Fee
Tents and Air-supported Structures 4001 to 10,000 sq. ft in total gross area., installed in combination with one of SA-03A through SA-03F above.	Event organizers/operators pay for the inspection of their operation to determine whether or not conditions which are hazardous to life or property exist.	\$225	Event	Fee
Tents and Air-supported Structures over 10,000 sq. ft in total gross area., installed in combination with one of SA-03A through SA-03F above.	Event organizers/operators pay for the inspection of their operation to determine whether or not conditions which are hazardous to life or property exist.	\$410	Event	Fee
Pyrotechnical Special Effects Material use and handling	Business operators pay for the inspection of their operation.	\$255	Event	Fee
Production facilities	Business operators pay for the inspection of their operation. To changes use or occupancy, or allow the attendance of a live audience, or for wrap parties.	\$400	Event	Fee
Carnival and Fairs	Business operators pay for the inspection of their operation.	\$410	Annual Permit	Fee
MISCELLANEOUS PERMITS AND FEES				
Copies of medical documents via subpoena.	Individuals or companies pay for hard copies of reports or documents. This fee applies specifically to medical reports or documents requested via subpoena. Conforms to California State Evidence Code.	\$0.10	Page	Fee
Reinspection - 1st Offense	Reinspection, as a result of requested inspection not canceled a minimum of two hours or more prior to established appointment time, or not ready for inspection and/or test upon arrival of the Fire Department representative.	\$0	Reinspection	Fee
Reinspection - 2nd Offense	Reinspection, as a result of requested inspection not canceled a minimum of two hours or more prior to established appointment time, or not ready for inspection and/or test upon arrival of the Fire Department representative.	\$262	Reinspection	Fee

MASTER FEES AND CHARGES SCHEDULE

DEPARTMENT: FIRE				
Fee Name	Description	Fee	Per	Type
Reinspection - 3rd and each subsequent Offense	Reinspection, as a result of requested inspection not canceled a minimum of two hours or more prior to established appointment time, or not ready for inspection and/or test upon arrival of the Fire Department representative.	\$519	Reinspection	Fee
1st Reinspection - Non Compliance with Code Enforcement for occupancies / uses not required to obtain an operational fire permit	Owners/operators are assessed for failing to comply with violation notice	\$0	Reinspection	Fee
2nd Reinspection - Non Compliance with Code Enforcement for occupancies / uses not required to obtain an operational fire permit	Owners/operators are assessed for failing to comply with violation notice	\$262	Reinspection	Fee
3rd and each subsequent Reinspection - Non Compliance with Code Enforcement for occupancies / uses not required to obtain an operational fire permit	Owners/operators are assessed for failing to comply with violation notice	\$519	Reinspection	Fee
1st Reinspection - Non Compliance with HazMat / BEP / UST / APSA (CUPA)	Owners/operators are assessed for failing to comply with Haz Mat, BEP, UST and/or APSA inspection or failing to comply with violation notice.	\$0	Reinspection	Fee
2nd Reinspection - Non Compliance with HazMat / BEP / UST / APSA (CUPA)	Owners/operators are assessed for failing to comply with Haz Mat, BEP, UST and/or APSA inspection or failing to comply with violation notice.	150% of the permit fee	Reinspection	Fee
3rd and each subsequent Reinspection - Non Compliance with HazMat / BEP / UST/ APSA (CUPA)	Owners/operators are assessed for failing to comply with Haz Mat, BEP, UST and/or APSA inspection or failing to comply with violation notice.	200% of the permit fee	Reinspection	Fee
1st Reinspection - Non Compliance with Code Enforcement for occupancies / uses with an operational fire permit	Owners/operators are assessed for failing to comply with violation notice	\$0	Reinspection	Fee
2nd Reinspection - Non Compliance with Code Enforcement for occupancies / uses with an operational fire permit	Owners/operators are assessed for failing to comply with violation notice	150% of the permit fee	Reinspection	Fee

MASTER FEES AND CHARGES SCHEDULE

DEPARTMENT: FIRE				
Fee Name	Description	Fee	Per	Type
3rd and each subsequent Reinspection - Non Compliance with Code Enforcement for occupancies / uses with an operational fire permit	Owners/operators are assessed for failing to comply with violation notice	200% of the permit fee	Reinspection	Fee
Stand-by Fire Safety Officer - Fire Prevention	Event organizers/promoters and film production companies pay for water safety, water traffic control and basic life support (emergency medical technicians) during events or filming.	107	Hour, minimum billing of 4 hours	Fee
Stand-by Fire Safety Officer - Marine Safety – Land	Event organizers/promoters and film production companies pay for water safety, water traffic control and basic life support (emergency medical technicians) during events or filming.	103	Hour, minimum billing of 4 hours	Fee
Stand-by Fire Prevention or Marine Safety Watch - Marine Safety – Water	Event organizers/promoters and film production companies pay for water safety, water traffic control and basic life support (emergency medical technicians) during events or filming.	325	Hour, minimum billing of 4 hours	Fee
Stand-by Ambulance Operators and/or Lifeguards-NC - Basic First Aid	Event organizers/operators pay for fire personnel (Ambulance Operators and/or Lifeguards-NC) to be on stand-by to provide basic first aid.	41	Hour, minimum billing of 4 hours	Fee
Fire Prevention or Marine Safety spot check of event in lieu of Stand By FSO, as approved by the Fire Marshal	Event organizers/promoters and film production companies pay for water safety, water traffic control and basic life support (emergency medical technicians) during events or filming.	130.00	Hour	Fee
Fire Dept. Equipment with Crew standby time utilizing in-service units for a maximum of one hour.	Event organizers/operators pay for the standby of fire personnel to supervise events ensuring compliance with fire and life safety issues. A security deposit is required when a standby fire suppression unit with personnel is required by the Fire Chief or Fire Marshal, or when requested. The deposit shall be \$505, which will cover one hour of such standby. This check will be refunded in full if the standby fire suppression unit with personnel is not required and/or at the scene for more than fifteen (15) minutes	\$600	Event	Fee
Fire Dept. Equipment with Crew required or requested standby time utilizing "Call-back" personnel, for each Rescue Ambulance	Event organizers/operators pay for fire personnel to supervise events ensuring compliance with fire and life safety issues. Rescue ambulance \$44/day plus \$102.5/hour for each of 2 paramedics. Minimum billing of 4 hrs.	\$1,039 minimum, \$240 each addl hour	Hour, minimum billing of 4 hours	Fee

MASTER FEES AND CHARGES SCHEDULE

DEPARTMENT: FIRE				
Fee Name	Description	Fee	Per	Type
Fire Dept. Equipment with Crew required or requested standby time utilizing "Call-back" personnel, for each Fire Engine	Event organizers/operators pay for fire personnel to supervise events ensuring compliance with fire and life safety issues. Fire engine \$115/day plus \$101.25/hour for each of four crew members. Minimum billing of 4 hrs.	\$2,103 minimum, \$483 each addl hour	Hour, minimum billing of 4 hours	Fee
Fire Dept. Equipment with Crew required or requested standby time utilizing "Call-back" personnel, for each Ladder Truck	Event organizers/operators pay for fire personnel to supervise events ensuring compliance with fire and life safety issues. Ladder truck \$170/day plus \$101.25/hour for each of four crew members. Minimum billing of 4 hrs.	\$2,165 minimum, \$489 each addl hour	Hour, minimum billing of 4 hours	Fee
Overnight Stay without fire watch 0 - 299 persons	Owners/operators pay for the fire and life safety inspection of an event.	\$293	Event	Fee
Rescue ambulance or Chief officer car	Event organizers/operators pay for apparatus/vehicle used for events under the supervision of a Fire Safety Officer ensuring compliance with fire and life safety issues. Daily rate for use of apparatus/vehicle only.	\$52	Daily Rate	Fee
Fire Engine or Mobile Command Unit	Event organizers/operators pay for apparatus/vehicle used for events under the supervision of a Fire Safety Officer ensuring compliance with fire and life safety issues. Daily rate for use of apparatus/vehicle only.	\$144	Daily Rate	Fee
Ladder Truck	Event organizers/operators pay for apparatus/vehicle used for events under the supervision of a Fire Safety Officer ensuring compliance with fire and life safety issues. Daily rate for use of apparatus/vehicle only.	\$200	Daily Rate	Fee
Lifeguard Rescue Boat	Event organizers/operators pay for apparatus/vehicle used for events under the supervision of a Fire Safety Officer ensuring compliance with fire and life safety issues. Daily rate for use of apparatus/vehicle only.	\$293	Daily Rate	Fee
Copies of reports and documents.	Individuals or companies pay for hard copies of reports or documents. Fees will be charged and collected for duplication of any record, paper, or instrument in an amount consistent with applicable state law.	\$0.2	Page	Fee
Processing Fee	Processing of plans, permits, applications, etc.	\$50	Application	Fee
Business License Inspection	To conduct a business license inspection	\$195	Inspection	Fee
Junior Lifeguard Program Fee	Parents or guardians of youth pay for them to attend the summer program.	\$535	Participant	Fee
Subpoena Fee	Copy of report for a subpoena or record request from a law office with signed client (patient) authorization. As established by State law.	\$15	Report	Fee

MASTER FEES AND CHARGES SCHEDULE

DEPARTMENT: FIRE				
Fee Name	Description	Fee	Per	Type
Residential Care Preinspection Fee - 25 or fewer persons	Preinspection of a residential care facility with 25 or fewer persons	\$250	Inspection	Fee
Residential Care Preinspection Fee - 26 or more persons	Preinspection of a residential care facility with 26 or more persons	\$375	Inspection	Fee
Fire clearance required by Federal, State or any other govt. agency - B Occupancy	Business operators pay for the inspection of their operation.	\$410	Inspection	Fee
Fire clearance required by Federal , State or any other govt. agency - R-3 Occupancy – 8 children or less	Business operators pay for the inspection of their operation.	exempt	Inspection	Fee
Fire clearance required by Federal , State or any other govt. agency - R-3 Occupancy – 9 to 14 children	Business operators pay for the inspection of their operation.	\$410	Inspection	Fee
Fire clearance required by Federal, State or any other govt. agency - E Occupancy – More than 6 children older than 2 1/2 years of age	Business operators pay for the inspection of their operation.	\$410	Inspection	Fee
Fire clearance required by Federal , State or any other govt. agency - I-1 Occupancies – convalescent hospitals, nursing homes, homes for the aged, sanitariums, boarding homes, children's homes, - 6 to 99 persons Buildings housing 16 or more ambulatory persons on a 24 hour basis.	Business operators pay for the inspection of their operation.	\$410	Inspection	Fee

MASTER FEES AND CHARGES SCHEDULE

DEPARTMENT: FIRE				
Fee Name	Description	Fee	Per	Type
Fire clearance required by Federal , State or any other govt. agency - I-1 & 2 Occupancies – convalescent hospitals, nursing homes, homes for the aged, sanitariums, boarding homes, children's homes, - 100 and more persons Buildings used by more than 6 persons	Business operators pay for the inspection of their operation.	\$410	Inspection	Fee
Fire clearance required by Federal , State or any other govt agency - I-1 & I-2.1 Occupancy – Hospitals, Healthcare facility for outpatient medical care that render the person incapable of unassisted self-preservation of more than 5 such patients.	Business operators pay for the inspection of their operation.	\$625	Inspection	Fee
Fire clearance required by Federal, State or any other govt agency - I-3 Occupancy – Buildings that are inhabited by one or more persons who are under restraint.	Business operators pay for the inspection of their operation.	\$410	Inspection	Fee
Fire clearance required by Federal, State or any other govt agency - I-4 Occupancy – Adult Daycare more than 6 persons and childcare facility more than 6 children 2 1/2 years of age or less providing custodial care less than 24 hours.	Business operators pay for the inspection of their operation.	\$410	Inspection	Fee
Fire clearance required by Federal, State or any other govt agency - R-2.1 Occupancy – Residentially based 24 hour care facility where because of age, mental disability, or other reasons live in a supervised environment	Business operators pay for the inspection of their operation.	\$395	Inspection	Fee

MASTER FEES AND CHARGES SCHEDULE

DEPARTMENT: FIRE				
Fee Name	Description	Fee	Per	Type
Fire clearance required by Federal, State or any other govt agency - R-3.1 Occupancy – Residentially based 24 care facility for 6 or fewer clients of any age.	Business operators pay for the pre-inspection of their operation.	\$410	Inspection	Fee
Fire clearance required by Federal, State or any other govt agency - R-4 Occupancy – Buildings arranged for occupancy as residential care/assisted living of more than 6 ambulatory clients.	Business operators pay for the pre-inspection of their operation.	\$410	Inspection	Fee
Oil/Gas Wells, Initial Inspection	Business operators pay for the inspection of their operation. Initial Inspection.	\$319	Inspection	Fee
Oil/Gas Wells, Reinspection	Business operators pay for the inspection of their operation. Reinspection.	\$180	Inspection	Fee
Oil/Gas Wells, Vent Inspection	Business operators pay for the inspection of their operation. Oil Well Vent Inspection.	\$625	Inspection	Fee
Oil/Gas Wells, Abandoned Oil Well	Business operators pay for the review of drawings for their operation. Abandoned Oil Well Document Review.	\$400	Review	Fee
Oil/Gas Wells, Abandoned Oil Well	Business operators pay for the inspection of their operation. Abandoned Oil Well Inspection.	\$410	Inspection	Fee
Oil/Gas Wells, Drill or Re-drill Oil Well	Business operators pay for the inspection of their operation. Drill or redrill oil wells.	\$625	Inspection	Fee
Fire hydrants - to use or operate fire hydrants or valves intended for fire suppression purposes on fire access roads.	Business operators pay for the inspection of their operation.	\$255	Event	Fee
QUANTITY RANGES & PERMIT FEES FOR HAZARDOUS MATERIALS DISCLOSURE PROGRAM				
California Administrative Code, Title 19, California Health and Safety Code Chapter 6.95, Section 25505 (C) & (D) and Long Beach Ordinance C-6228				
Range 1 - Minor (CUPA)	Business operators pay for the inspection of their operation. Quantities 500-5,000, basis of measures lbs./solids; 55-550, basis of measures Gal./Liquids; 200-2,000 basis of measures Cu.Ft./Gases.	\$243.00	Inspection	Fee
Range 2 - Moderate (CUPA)	Business operators pay for the inspection of their operation. Quantities 5,001-25,000, basis of measures lbs./solids; 551-2,750, basis of measures Gal./Liquids; 2,001-10,000, basis of measures Cu.Ft./Gases.	\$346.00	Inspection	Fee

MASTER FEES AND CHARGES SCHEDULE

DEPARTMENT: FIRE				
Fee Name	Description	Fee	Per	Type
Range 3 - Major (CUPA)	Business operators pay for the inspection of their operation. Quantities 25,0001+, basis of measures lbs./solids; 2,751+, basis of measures Gal./Liquids; 10,001+ basis of measures Cu.Ft./Gases.	\$524.00	Inspection	Fee
Extraordinary Sites (CUPA)	Business operators pay for the inspection of their operation. *Subject to discretion of Fire Chief and/or requiring more than 8 hours of bureau work-hours per inspection cycle (See the Hazardous Materials Inspector for fees.)	\$909.00	Inspection	Fee
Carbon Dioxide (CUPA)	Business operators pay for the inspection of their operation. Quantities 200-1,000 Cu.Ft of Carbon Dioxide Gas	\$32	Inspection	Fee
TOWING, IMPOUND & OTHER CHARGES				
If the City is requested or required, for any reason, to tow, impound, pump out, or render other emergency or non-emergency services to a vessel, the owner thereof shall pay on demand the following charges for services:				
Towing and Hauling	Requested or required service will be charged to vessel owner.	\$185	Hour, minimum billing of 1 hour	Fee
Vehicle Accident and Hazardous Material Release Response and Mitigation Fee	Fee will be charged to recover costs for emergency response to vehicle accidents with hazardous material releases; incidents with release of hazardous materials; mitigation activities at vehicle accidents and hazardous material releases, and may include, but not be limited to, stopping the flow of releasing materials, containing and absorbing released materials, removing debris from roadways, providing safety precautions for the protection of victims, responders and other motorists and pedestrians. Actual cost based on standardized rates (schedules available upon request) for specific services required. Minimum 1/2 hour charge. Additional charges based on 15-minute increments.	\$319 - \$1,923	Incident	Fee
Impounded Towing	Requested or required service will be charged to vessel owner.	\$5.95	Foot of overall	Fee
Impound	Requested or required service will be charged to vessel owner.	\$144	Impound	Fee
Non-Emergency Dewatering Pump-Out	Requested or required service will be charged to vessel owner.	\$175	Hour, minimum billing of 1 hour	Fee

MASTER FEES AND CHARGES SCHEDULE

DEPARTMENT: FIRE				
Fee Name	Description	Fee	Per	Type
Telephone Line Installation	Boat slip permittee requests telephone line installation to dock box.	\$175	Hour, minimum billing of 1 hour	Fee
Non-emergency Dive Operation	Requested or Required Service will be billed to vessel / vehicle owner. Marine Safety members requested for non-emergency dive ops: i.e.: lost/stolen property recovery, vehicle and/or trailer recovery from water.	\$314	Hour, minimum billing of 1 hour	Fee
Containment Boom Deployment	Requested or Required Service will be billed to vessel owner. If a hazardous substance is released into the water, marine safety members will contain the substance with disposable boom material deployed on the water.	\$180	Hour, minimum billing of 1 hour	Fee
FIRE DEPARTMENT TRAINING CENTER				
<p>All LBFD props used by outside entities will require a facility representative to be present during the entire training period at a cost of \$70 per hour. Live fire training staffing numbers will be determined by the Fire Control 3-B Instructor assigned to the class but could involve up to 17 members to fill all safety positions. 1/2 day is either the period between 0800 and 1230 or 1230 to 1630. Any use that covers both periods will be considered a full day. A classroom session is any period up to an 8 hour use. Any period beyond 8 hours will be considered 2 sessions. Classes conducted after regular business hours or when staff is otherwise committed will require a facility representative to be present. UASI member agencies shall not incur a fee for use of UASI purchased props noted by an asterisk (*) but will be responsible for staff and material fees.</p>				
PROPS				
LIVE FIRE PROPS				
Training Tower, or Multi-Purpose Burn Building Prop*, or Flashover Container	Use of Fire Department Prop	\$345 plus Staff (at \$83/hr for each staff person) and materials	1/2 day or up to 4 hours	Rent
Training Tower, or Multi-Purpose Burn Building Prop*, or Flashover Container	Use of Fire Department Prop	\$473 plus Staff (at \$83/hr for each staff person) and materials	1 day or up to 8 hours	Rent
Old 306 Tanker Trailer with Burn Pan	Use of Fire Department Prop	\$242	1/2 day or up to 4 hours	Rent
Old 306 Tanker Trailer with Burn Pan	Use of Fire Department Prop	\$345	1 day or up to 8 hours	Rent
Fire Extinguisher Training Area	Use of Fire Department Prop	\$113 plus Staff (at \$83/hr for each staff person) and materials	1/2 day or up to 4 hours	Rent

MASTER FEES AND CHARGES SCHEDULE

DEPARTMENT: FIRE				
Fee Name	Description	Fee	Per	Type
PROPS				
Fire Extinguisher Training Area	Use of Fire Department Prop	\$180 plus Staff (at \$83/hr for each staff person) and materials	1 day or up to 8 hours	Rent
VENTILATION OPERATIONS				
"Tooth" Motel - Above Ground High/Low Pitch Roof Prop, or Panelized Roof Prop, or Conventional Flat Roof, or Multi-Purpose Burn Building Roof Prop, or Adjustable Pitch Roof Prop, or Rolling Rafters Prop, or Foot/Body Position Prop	Use of Fire Department Prop	\$240 plus materials	1/2 day or up to 4 hours	Rent
"Tooth" Motel - Above Ground High/Low Pitch Roof Prop, or Panelized Roof Prop, or Conventional Flat Roof, or Multi-Purpose Burn Building Roof Prop, or Adjustable Pitch Roof Prop, or Rolling Rafters Prop, or Foot/Body Position Prop	Use of Fire Department Prop	\$345 plus materials	1 day or up to 8 hours	Rent
FORCIBLE ENTRY				
Window / Crime Bar Prop, or Hinge Prop ("Tooth"), or Security Door (Tower Roof), or Inward/Outward Swinging Door Prop, or Roll-Down Door Prop (At the "Tooth")	Use of Fire Department Prop	\$240 plus materials	1/2 day or up to 4 hours	Rent
Window / Crime Bar Prop, or Hinge Prop ("Tooth"), or Security Door (Tower Roof), or Inward/Outward Swinging Door Prop, or Roll-Down Door Prop (At the "Tooth")	Use of Fire Department Prop	\$345 plus materials	1 day or up to 8 hours	Rent
HAZ MAT PROPS				

MASTER FEES AND CHARGES SCHEDULE

DEPARTMENT: FIRE				
Fee Name	Description	Fee	Per	Type
PROPS				
Multi-Discipline Fitting Simulator*, or 306 Tanker Trailer Rollover Prop*, or Rail Tank Car Prop*, or Loading Dock Prop*	Use of Fire Department Prop	\$240	1/2 day or up to 4 hours	Rent
Multi-Discipline Fitting Simulator*, or 306 Tanker Trailer Rollover Prop*, or Rail Tank Car Prop*, or Loading Dock Prop*	Use of Fire Department Prop	\$345	1 day or up to 8 hours	Rent
USAR PROPS				
Outdoor Classroom / Shelter*	Use of Fire Department Prop	\$240	1/2 day or up to 4 hours	Rent
Outdoor Classroom / Shelter*	Use of Fire Department Prop	\$345	1 day or up to 8 hours	Rent
Confined Space Maze, or Streetscape Collapse Prop*, or USAR Heavy Lift Props*	Use of Fire Department Prop	\$242 plus materials	1/2 day or up to 4 hours	Rent
Confined Space Maze, or Streetscape Collapse Prop*, or USAR Heavy Lift Props*	Use of Fire Department Prop	\$345 plus materials	1 day or up to 8 hours	Rent
MISCELLANEOUS PROPS				
Drafting Pit	Use of Fire Department Prop	\$240	1/2 day or up to 4 hours	Rent
Drafting Pit	Use of Fire Department Prop	\$345	1 day or up to 8 hours	Rent
Auto Extrication	Use of Fire Department Prop	\$345 plus materials	1/2 day or up to 4 hours	Rent
Auto Extrication	Use of Fire Department Prop	\$590 plus towing fees	1 day or up to 8 hours	Rent
FACILITIES AND CLASSROOMS				
FEES IN THIS CATEGORY EXCLUDE SPECIAL EVENT PERMITTED ACTIVITIES				
Entire Training Facility (includes both classrooms)	Use of Fire Department Facility	\$1,183 plus Staff (at \$82/hr for each staff person) and materials	1/2 day or up to 4 hours	Rent

MASTER FEES AND CHARGES SCHEDULE

DEPARTMENT: FIRE				
Fee Name	Description	Fee	Per	Type
FACILITIES AND CLASSROOMS				
Entire Training Facility (includes both classrooms)	Use of Fire Department Facility	\$1,774 plus Staff (at \$82/hr for each staff person) and materials	1 day or up to 8 hours	Rent
Training Classroom #1	Use of Fire Department Facility	\$240 per session	up to 8 hours	Rent
Training Classroom #2 (without video conference system) or Headquarters Classroom (without video conference system)	Use of Fire Department Facility	\$345 per session	up to 8 hours	Rent
Training Classroom #2 with use of video conference system or Headquarters Classroom with use of video conference system	Use of Fire Department Facility	\$473 per session	up to 8 hours	Rent
CLASSES				
Prevention Courses, Firefighting/Rescue Courses, Haz-Mat Courses, ICS Courses, ICS-All Risk Courses, Instructor Courses, Investigation Courses, Management Courses, Prevention Courses, Command Courses, Public Education Courses, Technical Rescue Courses, or other Fire Service related training	Classes in Fire Service related training	\$34.90 to \$705	person	Rent

MASTER FEES AND CHARGES SCHEDULE

DEPARTMENT: HEALTH & HUMAN SERVICES

DEPARTMENT OF HEALTH AND HUMAN SERVICES MEDICAL BILLING, CODING AND FEE SCHEDULES USER FEES BY PROGRAM

I. All third party medical billing and charges for medical services will be consistent with the most recent revision (payment methodology) of Medicare RBRVS (Resourced Based Relative Value Study); and/or the latest revision of the California Workers' Compensation Official Medical Fee Schedule; and/or the latest revision of the CMA CRVS (California Relative Value Study developed by the California Medical Association); and/or the latest revision of Medicaid (MediCal developed by the California Department of Health Services); and any other fee reimbursement format authorized by the California Department of Health Services.

Medical coding will be consistent with the most recent revision of Current Procedural Terminology

(CPT coding) communicating the services provided, and the most recent revision of International Classification of Diseases (ICD-9 coding) indicating the medical necessity of the encounter.

NOTE:

1. Any categories of service not listed above will be charged at a rate not to exceed the actual cost.
2. The City Health Officer, or designee, may waive any service fees where he/she determines a threat to the public health exists. Fee waiver shall be based upon financial need. Service fee waiver may be either total, or based on a sliding scale established by the Department of Health and Human Services.
3. The Department of Health and Human Services may increase or decrease public health vaccine and medication fees to respond to pricing changes.

II. VITAL STATISTICS

Fees charged are in accordance with the Vital Statistics fee schedule as established by the Department of Health Services, Office of the State Registrar of Vital Statistics.

III. ENVIRONMENTAL HEALTH

Fees subject to change in accordance with regulatory agency requirements.

MASTER FEES AND CHARGES SCHEDULE

DEPARTMENT: HEALTH & HUMAN SERVICES				
Fee Name	Description	Fee	Per	Type
ENVIRONMENTAL HEALTH SERVICES				
FOOD PROGRAM FEES				
Charitable Non-Profit Food Facility Fee	Fee charged to charitable non-profit organization for annual health permit.	\$615	Annual Permit	Fee
Non-Profit Charitable Organization Temporary Food Stand - Prepackaged Food	Temporary Permit Fee Charged to a Non-Profit/Charitable Organization for Operating a Prepackaged Food Booth at a Special Event.	\$58	Each stand	Fee
Non-Profit/Charitable Organization Temporary Food Stand - Unpackaged Food	Temporary Permit Fee Charged to a Non-Profit/Charitable Organization for Operating an Unpackaged Food Booth at a Special Event.	\$75	Each stand	Fee
Non-Profit Charitable Organization Temporary Food Stand - Field Licensing Charge	Non-Profit Charitable Organization Charge for Licensing in the Field	\$0	Each stand	Fee
Non-Profit Charitable Organization Temporary Food Stand - Application Late Submittal Penalty	Non-Profit Charitable Organization Temporary Food Stand - Fee for Late Submittal of Application	\$0	Each stand	Penalty
Non-Profit/Charitable Organization/Community Event Organizer	Permit Fee is Charged to the Non-Profit/Charitable Organizer of a Special Event	\$103	Each event	Fee
Non-Profit/Charitable Organization/Community Event Organizer Application Late Submittal Penalty	Non-Profit/Charitable Organization Organizer Charge for Late Submittal of Application	\$0	Each	Penalty
Limited Service Charitable Feeding Operation Registration	Feeding Operation Organizer Charged to Register with Health Department to Operate a Charitable Feeding Service	\$84	Annual Registration	Fee
BED AND BREAKFAST				
PRHIP Bed & Breakfast: 1-5 rooms	Property/Business Owner Charged for Annual Multi-Housing Habitability Permit	\$200	Annual Permit	Fee
PRHIP Bed & Breakfast: 6-20 rooms	Property/Business Owner Charged for Annual Permit	\$420	Annual Permit	Fee
RESTAURANT/BAR/TAVERN/SCHOOL KITCHEN/CATERER				
After-School Nutrition Program Site	Fee charged to non-profit after-school food distribution sites	\$83	Permit	Fee
Restaurant: 0-10 seats	Business Owner Charged for Annual Health Permit	\$805	Annual Permit	Fee
Restaurant: 11-30 seats	Business Owner Charged for Annual Health Permit	\$1040	Annual Permit	Fee

MASTER FEES AND CHARGES SCHEDULE

DEPARTMENT: HEALTH & HUMAN SERVICES				
Fee Name	Description	Fee	Per	Type
FOOD PROGRAM FEES				
Restaurant: 31-60 seats	Business Owner Charged for Annual Health Permit	\$1160	Annual Permit	Fee
Restaurant: 61-100 seats	Business Owner Charged for Annual Health Permit	\$1340	Annual Permit	Fee
Restaurant: 101-150 seats	Business Owner Charged for Annual Health Permit	\$1455	Annual Permit	Fee
Restaurant: 151-200 seats	Business Owner Charged for Annual Health Permit	\$1465	Annual Permit	Fee
Restaurant: 201-400 seats	Business Owner Charged for Annual Health Permit	\$1500	Annual Permit	Fee
Restaurant: 401+ seats	Business Owner Charged for Annual Health Permit	\$1635	Annual Permit	Fee
Bar/Tavern - Limited Food Preparation 0-30 seats	Business Owner Charged for Annual Health Permit	\$765	Annual Permit	Fee
Bar/Tavern - Limited Food Preparation 31-60 seats	Business Owner Charged for Annual Health Permit	\$1003	Annual Permit	Fee
Bar/Tavern - Limited Food Preparation 61+ seats	Business Owner Charged for Annual Health Permit	\$1120	Annual Permit	Fee
Public School Cafeteria Kitchen	Business Owner Charged for Annual Health Permit	\$76	Annual Permit	Fee
Public School Satellite/Kiosk Food Facility	Business Owner Charged for Annual Health Permit	\$76	Annual Permit	Fee
Satellite/Kiosk Food Facility - Prepackaged Food	Business Owner Charged for Annual Health Permit	\$255	Annual Permit	Fee
Satellite/Kiosk Food Facility - Unpackaged Food 0-100 sq ft	Business Owner Charged for Annual Health Permit	\$535	Annual Permit	Fee
Satellite/Kiosk Food Facility - Unpackaged Food 101+ sq ft	Business Owner Charged for Annual Health Permit	\$745 per year	Annual Permit	Fee
Caterer	Business Owner Charged for Annual Health Permit	\$1170	Annual Permit	Fee
Host Facility	Business Owner Charged Annually for Operating as a Host Facility to a Licensed Food Business Operator	\$590	Annual Permit	Fee
LICENSED HEALTH CARE FACILITY KITCHENS				
Licensed Health Care Facility Kitchens - less than 60 beds	Business Owner Charged for Annual Health Permit	\$595	Annual Permit	Fee

MASTER FEES AND CHARGES SCHEDULE

DEPARTMENT: HEALTH & HUMAN SERVICES				
Fee Name	Description	Fee	Per	Type
FOOD PROGRAM FEES				
Licensed Health Care Facility Kitchens - 60 - 100 beds	Business Owner Charged for Annual Health Permit	\$849	Annual Permit	Fee
Licensed Health Care Facility Kitchens - 100 to 150 beds	Business Owner Charged for Annual Health Permit	\$955	Annual Permit	Fee
Licensed Health Care Facility Kitchens - 151 to 200 beds	Business Owner Charged for Annual Health Permit	\$1135	Annual Permit	Fee
Licensed Health Care Facility Kitchens - more than 200 beds	Business Owner Charged for Annual Health Permit	\$1230	Annual Permit	Fee
PRIVATE SCHOOL KITCHENS				
Private School Kitchens - prepackaged	Business Owner Charged for Annual Health Permit	\$165	Annual Permit	Fee
Private School Kitchens - unpackaged	Business Owner Charged for Annual Health Permit	\$664	Annual Permit	Fee
FOOD MARKET RETAIL				
Micromarket <300 sq ft prepackaged food	Business Owner Charged Annually for Operating a Micromarket Selling Prepackaged Food from Self-Checkout Kiosks in Area Less Than 300 sq. ft.	\$250	Annual Permit	Fee
Food Mkt Retail: 25-50 sq ft prepackaged food	Business Owner Charged for Annual Health Permit	\$375	25-50 sq ft	Fee
Food Mkt Retail: 51-1999 sq ft prepackaged food	Business Owner Charged for Annual Health Permit	\$745	51-1,999 sq ft	Fee
Food Market 51-1999 square feet - Food Preparation	Business Owner Charged for Annual Health Permit	\$780	51-1,999 sq ft	Fee
Food Mkt Retail: 2000-5999 sq ft prepackaged food	Business Owner Charged for Annual Health Permit	\$960	2,000-5,999 sq ft	Fee
Food Mkt Retail: 2000-5999 sq ft Food Preparation	Business Owner Charged for Annual Health Permit	\$1008	2,000-5,999 sq ft	Fee
Food Mkt Retail: 6000 + sq ft - prepackaged food	Business Owner Charged for Annual Health Permit	\$1245	6,000 + sq ft	Fee
Food Mkt Retail: 6000 + sq ft - Food Preparation	Business Owner Charged for Annual Health Permit	\$1373	6,000 + sq ft	Fee
FOOD MARKET WHOLESALE				
Food Market Wholesale 1-1999 sq ft	Business Owner Charged for Annual Health Permit	\$745	1-1,999 sq ft	Fee

MASTER FEES AND CHARGES SCHEDULE

DEPARTMENT: HEALTH & HUMAN SERVICES				
Fee Name	Description	Fee	Per	Type
FOOD PROGRAM FEES				
Food Mkt Wholesale 2000-5999 sq ft	Business Owner Charged for Annual Health Permit	\$828	2,000-5,999 sq ft	Fee
Food Mkt Wholesale 6000 + sq ft	Business Owner Charged for Annual Health Permit	\$975	6,000 + sq ft	Fee
Produce Market Wholesale 1-999 sq ft	Business Owner Charged for Annual Health Permit	\$745	1-999 sq ft	Fee
Produce Market Wholesale 1000-1999 sq ft	Business Owner Charged for Annual Health Permit	\$828	1,000-1,999 sq ft	Fee
Produce Market Wholesale 2,000+ sq ft	Business Owner Charged for Annual Health Permit	\$975	2,000+ sq ft	Fee
FOOD SERVICE CARTS				
Food Service Cart: w/o Plumbing	Business Owner Charged for Annual Health Permit	\$250	Annual Permit	Fee
Food Service Cart: w/ Plumbing	Business Owner Charged for Annual Health Permit	\$664	Annual Permit	Fee
Food Service Cart Water Resample	Business Owner Charged for Water Resampling fee	\$59	Resample	Fee
Food Service Cart permit Reinstatement Fee	Business Owner Charged to reinstate Health Permit	\$180	Each	Fee
Food Service Cart - Change of Licensing info	Business Owner Charged for License Change	\$41.65	Each	Fee
Mobile Support Unit	Business Owner Charged for Annual Health Permit	\$415	Annual Permit	Fee
Missed Routine Inspection Penalty	Business Owner Charged for Penalty for missing scheduled inspection.	\$41.65	Each	Penalty
HAACP Plan Review Fee	Plan Review	\$142	Hour	Fee
FOOD SERVICE VEHICLES				
Vehicles: Food Retail / No preparation	Business Owner Charged for Annual Health Permit	\$489	Annual Permit	Fee
Vehicles: Mobile Food Preparation	Business Owner Charged for Annual Health Permit	\$828	Annual Permit	Fee
Vehicles: Food Vehicle Permit Transfer	Business Owner Charged to Transfer a Vehicle Health Permit to Another Vehicle	\$113	Each	Fee
Mobile Food Prep - Water resample	Health Department charge for water resample	\$59	Resample	Fee
Mobile Food Prep - Retail - no prep permit reinstatement fee	Business Owner Charged to reinstate health permit	\$180	Each	Fee
Mobile Food Prep\Food Retail - No Prep change of Licensing info	Business Owner Charged to change licensing info.	\$41.65	Each	Fee

MASTER FEES AND CHARGES SCHEDULE

DEPARTMENT: HEALTH & HUMAN SERVICES				
Fee Name	Description	Fee	Per	Type
FOOD PROGRAM FEES				
Grocery Vehicle with refrigeration	Business Owner Charged for Annual Health Permit	\$489	Annual Permit	Fee
Tricycle Mobile Food	Business Owner Charged for Annual Health Permit	\$205	Annual Permit	Fee
Missed Routine Inspection Penalty	Business Owner Charged for missing scheduled inspection	\$41.65	Each	Penalty
Food Warehouse <2,000 Sq. Ft.	Business Owner Charged for Annual Health Permit	\$473	Annual Permit	Fee
Food Warehouse > 2,000 sq. ft.	Business Owner Charged for Annual Health Permit	\$745	Annual Permit	Fee
Commissary 0-10 Mobile Food Facility	Business Owner Charged for Annual Health Permit	\$940	Annual Permit	Fee
Commissary 11-20 Mobile Food Facility	Business Owner Charged for Annual Health Permit	\$1170	Annual Permit	Fee
Commissary Over 20 Mobile Food Facility	Business Owner Charged for Annual Health Permit	\$1300	Annual Permit	Fee
RETAIL FOOD PROCESSOR				
Retail Food Proc: 1-1999 sq ft	Business Owner Charged for Annual Health Permit	\$780	1-1,999 sq ft	Fee
Retail Food Proc: 2000-5999 sq ft	Business Owner Charged for Annual Health Permit	\$1008	2,000-5,999 sq ft	Fee
Retail Food Proc: 6000+ sq ft	Business Owner Charged for Annual Health Permit	\$1373	6,000+ sq ft	Fee
WHOLESALE FOOD PROCESSOR				
Wholesale Food Proc: 1-1999 sq ft	Business Owner Charged for Annual Health Permit	\$1500	1-1,999 sq ft	Fee
Wholesale Food Proc: 2000-5999 sq ft	Business Owner Charged for Annual Health Permit	\$2390	2,000-5,999 sq ft	Fee
Wholesale Food Proc: 6000+ sq ft	Business Owner Charged for Annual Health Permit	\$3535	6,000+ sq ft	Fee
TEMPORARY/SPECIAL EVENTS				
Certified Farmers Market - Temporary Food Stand (Prepackaged Food)	Annual Fee Charged to Business Owner for Operating a Food Booth at a Farmer's Market (Prepackaged Food)	\$205	Each Stand	Fee
Certified Farmers Market Temp Food Stand (Unpackaged Food)	Annual Permit Fee Charged to Business Owner for Operating a Food Booth at a Farmer's Market (Unpackaged Food)	\$390	Each Stand	Fee
Temp Food Stand - Prepackaged food with unpackaged samples	Temporary Permit Fee Charged to Business Owner for Operating a Food Booth at a Special Event	\$113	Each Stand	Fee

MASTER FEES AND CHARGES SCHEDULE

DEPARTMENT: HEALTH & HUMAN SERVICES				
Fee Name	Description	Fee	Per	Type
FOOD PROGRAM FEES				
Temp Food Stand - Unpackaged food	Temporary Permit Fee Charged to Business Owner for Operating a Food Booth at a Special Event	\$159	Each Stand	Fee
Temp Food Stand - Prepackaged food	Temporary Permit Fee Charged to Business Owner for Operating a Food Booth at a Special Event	\$84	Each Stand	Fee
Temp Food Stand - Seasonal	Temporary Permit Fee Charged to Business Owner for Operating a Food Booth at a Seasonal Event	Permit Fee + 50% fee each additional permit	Seasonal	Fee
Temp Food Stand - Field Licensing Charge	Business Owner Charged for licensing in field.	\$34.70 + Application Fee	Each Stand	Fee
Temp Food Stand - Application Late Submittal Penalty	Business Owner Charged for late application submittal fee	\$53	Each	Penalty
Community Event Organizer	Permit Fee is Charged to the Organizer of a Special Event	\$205	Each Event	Fee
Community Event Organizer Application Late Submittal Penalty	Event Organizer Charged for Temporary Health Permit	\$72	Each	Penalty
Farmer's Market Associated Event Organizer Annual Permit	Business Owner Charged Annually for Organizing a Farmer's Market Associated Event - Non-agricultural	\$710	Permit	Fee
Farmer's Market Associated Event Organizer Quarterly Permit	Business Owner Charged Quarterly for Organizing a Farmer's Market Associated Event - Non-agricultural	\$210	Permit	Fee
MISCELLANEOUS FOOD FEES				
Cottage Food: Application Fee	Fee charged to review submitted applications for Cottage Food Class A & B Operators	\$62	Application	Fee
Cottage Food: Complaint Investigation	1.5 hours minimum, then \$76/hour thereafter for hourly fee to investigate complaints of cottage food license/permit violations	\$131	Hour	Penalty
Consultation	Hourly fee for food facility consultation with a minimum duration of 1.5 hours	\$139	1.5 hours, then \$76/hr thereafter	Fee
Food Hawker -Annual Permit	Annual Fee Charged to Food Hawker	\$235	Annual Fee - Each Hawker	Fee
Food Hawker - Temporary Permit	Temporary Health Permit / Per Event	\$30.15	Event - Each Hawker	Fee
Senior Feeding Site	Annual Health Permit Fee Charged to Operators of Senior Feeding Sites	\$298	Per site	Fee

MASTER FEES AND CHARGES SCHEDULE

DEPARTMENT: HEALTH & HUMAN SERVICES				
Fee Name	Description	Fee	Per	Type
FOOD PROGRAM FEES				
Cottage Food Operation Class A	Fee to cover administrative costs to review, process, track, and register Class A Cottage Food Operations.	\$62	Annual Registration	Fee
Cottage Food Operation Class B	Fee to cover administrative costs to review, process, track, inspect, and permit Class B Cottage Food Operations.	\$205	Annual Permit	Fee
Repeat Violation Fee	Fee paid by business owner for violation previously corrected	\$240	Documented repeated violation	Penalty
Plan Revision Fee	Plan review after initial approval due to owner/contractor changes	\$190 paid by business owner for plan review due to changes after initial approval	Occurrence	Fee
Mobile Food/Food Cart Impound Fees	Business Owner Charged for impounding food cart.	\$245	Each	Penalty
Mobile Food/Food Cart Impound Fees/Repeat	Business Owner Charged for repeat impounding food cart fee doubles with each occurrence for the same client	\$483	Repeat Occurrence/Single client	Penalty
Vending Machines - Open Beverage	Annual Permit Fee Charged to Business Owner for Operation of Open Beverage Vending Machine	\$128	Annual Permit Each Machine	Fee
Vending Machines - Potentially Hazardous Food	Annual Permit Fee Charged to Business Owner for Operation of Vending Machine w/ Perishable Food	\$139	Annual Permit Each Machine	Fee
California Retail Food Code Booklet	Official State Food Code & Regulations	\$5.85	Each	Fee
Seasonal Food Vendor	Business Owner Charged for Annual Health Permit	Time & Material	Seasonal	Fee
Personal Food Vendor	Business Owner Charged for Annual Health Permit	Time & Material	Annual Permit	Fee
Food Demonstrator	Permit Fee Charged to Food Demonstrators Distributing Food within another Food Facility	\$303	Annual Permit	Fee
Open Air Barbecue	Business Owner Charged for Annual Health Permit	\$144	Annual Permit	Fee
Little League Snack Shack	Business Owner Charged for Annual Health Permit	\$205	Annual Permit	Fee
Reinspection Fee	Fee Charged by Health Department for Additional Inspections when Corrections are not Completed	\$240	Each	Fee
Late Payment Penalty	Fee Charged by Health Department for Late Payment on Health Permit (25% of original fee)	25% of original fee	Each	Penalty
Add a Partner	Fee Charged by Health Department for Adding Partner onto the Permit	\$65	Each	Fee

MASTER FEES AND CHARGES SCHEDULE

DEPARTMENT: HEALTH & HUMAN SERVICES				
Fee Name	Description	Fee	Per	Type
FOOD PROGRAM FEES				
Copy of official records	Copy per page.	\$0.2	Page	Fee
Community Food Producer / Gleaner	Application Review Fee	\$91	Application Review	Fee
SOFT SERVE				
Dairy Soft Serve Ice Cream	Business Owner Charged for Annual Health Permit	342.00	Annual Permit	Fee
Dairy Soft Serve Ice Cream - Each Additional Unit	Testing Fee for Dairy Soft Serve Ice Cream Each Additional Unit	\$59	Additional Unit	Fee
Non-Dairy Soft Serve Ice Cream	Business Owner Charged for Annual Health Permit	342.00	Annual Permit	Fee
Non-Dairy Soft Serve Ice Cream - Each Additional Unit	Testing Fee for Non-Dairy Soft Serve Ice Cream Each Additional Unit	\$59	Additional Unit	Fee
Frozen Yogurt	Business Owner Charged for Annual Health Permit	342.00	Annual Permit	Fee
Frozen Yogurt - Each Additional Unit	Testing Fee for Frozen Yogurt Each Additional Unit	\$100	Additional Unit	Fee
SHARED FOOD FACILITY				
Shared Food Facility Owner/Operator (1-9,999 sq. ft.)	Business owner charged for Annual Health Permit	\$2304	Annual Permit	Fee
Shared Food Facility Owner/Operator (10,000+ sq. ft.)	Business owner charged for Annual Health Permit	\$2823	Annual Permit	Fee
Shared Food Facility Tenant	Tenant charged for Annual Health Permit	\$159	Annual Permit	Fee
GENERAL SANITATION				
Animal Keeper	Annual Permit Fee Charged by Health Department to Animal Keepers	\$288	Annual Permit	Fee
CERTIFIED FARMERS MARKET				
Certified Farmers Market - 1-20 certified producers	Business Owner Charged for Annual Health Permit	\$483	1-20 Certified Producers	Fee
Certified Farmers Market - 21-35 certified producers	Business Owner Charged for Annual Health Permit	\$843	21-35 Certified Producers	Fee
Certified Farmers Market - 36+ certified producers	Business Owner Charged for Annual Health Permit	\$1385	36+ Certified Producers	Fee
SPECIAL PROGRAM FEES				

MASTER FEES AND CHARGES SCHEDULE

DEPARTMENT: HEALTH & HUMAN SERVICES				
Fee Name	Description	Fee	Per	Type
SPECIAL PROGRAM FEES				
Adult-Use Cannabis Dispensary: 1 - 1,999 sq. ft.	Business Owner Charged for Annual Health Permit	\$1160	Annual Permit	Fee
Adult-Use Cannabis Dispensary: 2,000+ sq. ft.	Business Owner Charged for Annual Health Permit	\$1350	Annual Permit	Fee
Adult-Use Cannabis Cultivator: 1 - 1,999 sq. ft.	Business Owner Charged for Annual Health Permit	\$1255	Annual Permit	Fee
Adult-Use Cannabis Cultivator: 2,000 - 5,999 sq. ft.	Business Owner Charged for Annual Health Permit	\$1450	Annual Permit	Fee
Adult-Use Cannabis Cultivator: 6,000+ sq. ft.	Business Owner Charged for Annual Health Permit	\$1935	Annual Permit	Fee
Adult-Use Cannabis Manufacturer: 1 - 1,999 sq. ft.	Business Owner Charged for Annual Health Permit	\$1550	Annual Permit	Fee
Adult-Use Cannabis Manufacturer: 2,000 - 5,999 sq. ft.	Business Owner Charged for Annual Health Permit	\$1935	Annual Permit	Fee
Adult-Use Cannabis Manufacturer: 6,000+ sq. ft.	Business Owner Charged for Annual Health Permit	\$2320	Annual Permit	Fee
Adult-Use Cannabis Distributor: 1 - 1,999 sq. ft.	Business Owner Charged for Annual Health Permit	\$965	Annual Permit	Fee
Adult-Use Cannabis Distributor: 2,000+ sq. ft.	Business Owner Charged for Annual Health Permit	\$1160	Annual Permit	Fee
Shared Use Cannabis Manufacturing Facility: 1-1,999 sq ft manufacturing	Business Owner Charged for Annual Health Permit	1755	Annual Permit	Fee
Shared Use Cannabis Manufacturing Facility: 2,000-5,999 sq ft manufacturing	Business Owner Charged for Annual Health Permit	2140	Annual Permit	Fee
Shared Use Cannabis Manufacturing Facility: 6,000+ sq ft manufacturing	Business Owner Charged for Annual Health Permit	2525	Annual Permit	Fee
Shared Use Cannabis Manufacturing Tenant	Tenant charged for Annual Permit	159	Annual Permit	Fee
MESSAGE & FITNESS FACILITY				
Massage	Annual Permit Fee Charged by Health Department for Massage Establishments	\$180	Annual Permit	Fee
Health/Fitness Center	Annual Permit Fee Charged by Health Department for Health Clubs	\$205	Annual Permit	Fee

MASTER FEES AND CHARGES SCHEDULE

DEPARTMENT: HEALTH & HUMAN SERVICES				
Fee Name	Description	Fee	Per	Type
SPECIAL PROGRAM FEES				
Tanning Salon	Annual Permit Fee Charged by Health Department for Tanning Salon.	\$159	Annual Permit	Fee
LAUNDRY FACILITY				
Laundry: 1-4000 sq ft	Annual Permit Fee Charged to Business Owner for Laundromat Inspection	\$200	1-4000 sq ft	Fee
Laundry: 4001+ sq ft	Annual Permit Fee Charged to Business Owner for Laundromat Inspection	\$355	4001+ sq ft	Fee
VECTOR CONTROL FEES				
Pigeon Keeper	Annual Permit Fee Charged by Health Department for Pigeon Keepers	\$76	Annual Permit	Fee
Private Stable	Annual Permit Fee Charged by Health Department to Private Horse Stable Owners	\$149	Annual Permit	Fee
Mosquito Abatement	Hourly charge to abate mosquito breeding areas.	\$81	Hour	Fee
Africanized Honey Bees	Hourly charge to abate bees and/or hives that may pose a risk to the public's health.	\$81	Hour	Fee
Vector Control Demolition Permit	Fee charged to property owner for conducting inspections of construction demolition for infestation	\$185	Permit	Fee
Reinspection Fee/Vector Control	Fee Charged by Health Department for Additional Inspections when Corrections are not Completed	\$235	Reinspection	Penalty
TOBACCO RETAIL PERMIT FEES				
Tobacco Retail Permit	Business Owner Charged for Annual Health Permit	\$615	Permit	Fee
Retail Tobacco Reinspection	Business Owner Charged for reinspection costs	\$240	Reinspection	Fee
Tobacco Retail Enforcement Program Special Event Permit	Fee recovers Health Department cost of tobacco retail enforcement program implementation at special events.	\$113	Vendor	Fee
WATER PROGRAM FEES				
WATER FEES				
Water Fees: Swim Pool/Spa (public)	Annual Permit Fee Charged to Pool/Spa Owner for Swimming Pool/Spa Inspection	\$375	One Spa or Pool	Fee
Water Fees: Swim Pool/Spa (combination)	Annual Permit Fee Charged to Pool/Spa Owner for Swimming Pool/Spa Inspection	\$324	Per Pool or Spa (each)	Fee
Water Fees: Backflow Prevention Device/Business - 1 device	Annual Permit Fee Charged for Backflow Device Inspection	\$200	1 Device	Fee

MASTER FEES AND CHARGES SCHEDULE

DEPARTMENT: HEALTH & HUMAN SERVICES				
Fee Name	Description	Fee	Per	Type
WATER PROGRAM FEES				
Water Fees: Backflow Prevention Device/Business - 2-9 devices	Annual Permit Fee Charged for Backflow Device Inspection	\$215	2-9 Devices	Fee
Water Fees: Backflow Prevention Device/Business - 10-19 devices	Annual Permit Fee Charged for Backflow Device Inspection	\$745	10-19 Devices	Fee
Water Fees: Backflow Prevention Device/Business - 20+ devices	Annual Permit Fee Charged for Backflow Device Inspection	\$2105	20+ Devices	Fee
Water Fees: Water Dist Line Clearance	Fee Charged to Property Owner by Health Department for Water Line Clearance	\$303	Each	Fee
Water Fees: Sewage Cleaning Vehicles	Annual Permit Fee Charged by the Health Department for Sewage Cleaning Vehicles	\$245	Annual Permit	Fee
Water Fees: Toilet Rental Agency	Fee Charged to Toilet Rental Agencies by Health Department for Inspection of Chemical Toilets and Facilities	\$494	Each Inspection	Fee
Water Fees: Private Waste Collector	Fee Charged to Private Waste Collection Companies By Health Department for Inspection	\$415	Each Inspection	Fee
Water Fees: Reinspection Fee	Fee charged by Health Department for additional inspections when corrections are not completed	\$240	Each reinspection	Fee
Public Pool & Spa Safety Act Surcharge Fee	Surcharge for implementation of inspection program for State AB1020 requiring installation of drain anti-entrapment devices in public pools and spas.	\$6.35	Each	Fee
RECYCLED WATER SYSTEM FEES				
Annual Recycled Water Inspection	Fee charged to inspect recycled water systems.	at cost	Time/ Materials	Fee
Four Year Recycled Water Shutdown Test	Fee charged for safety check of recycled water system.	at cost	Time/ Materials	Fee
MEDICAL WASTE GENERATOR FEES				
Body Art Facility	Annual Permit Fee Charged to Business Owner Inspection of Body Art Facility	\$240	Annual	Fee
Body Art Practitioner	Annual Permit Fee Charged to Body Art Practitioner	\$72	Annual	Fee
Mobile Body Art	Business Owner Charged for Annual Health Permit	\$240	Annual Permit	Fee
Med Waste: Sm Quantity w/ onsite treatment	Annual Permit Fee Charged to Business Owner by Health Department for Inspection	\$185	Annual Permit	Fee

MASTER FEES AND CHARGES SCHEDULE

DEPARTMENT: HEALTH & HUMAN SERVICES				
Fee Name	Description	Fee	Per	Type
MEDICAL WASTE GENERATOR FEES				
Med Waste: Sm Quantity (<200 lbs/month)	Annual Permit Fee Charged to Business Owner by Health Department to Maintain Inventory of Sm Quant. Generators (no inspection)	\$56	Annual Permit	Fee
Med Waste: Lmted Quant Hauling Exempt 1-4 names	Annual Permit Fee Charged to Business Owner by Health Department to Maintain Inventory of Individuals Hauling Waste (no inspection)	\$56	Annual Fee (1-4 Names)	Fee
Med Waste: Limited Qty. Hauling Exempt; addtl name	Fee Charged to Business Owner by Health Department to Add an Additional Name to the List of Individuals Hauling Waste	\$8.05	Each Additional Name	Fee
Med Waste: Common Storage Facility, 2-10 Gen.	Annual Permit Fee Charged to Business Group or Property Owner by Health Department for Inspection of Centralized Medical Waste Storage Facilities	\$257	2-10 Gen	Fee
Med Waste: Common Storage Facility, 11-49 Gen.	Annual Permit Fee Charged to Business Group or Property Owner by Health Department for Inspection of Centralized Medical Waste Storage Facilities	\$494	11-49 Gen.	Fee
Med Waste: Common Storage Facility, 50+ Gen.	Annual Permit Fee Charged to Business Group or Property Owner by Health Department for Inspection of Centralized Medical Waste Storage Facilities	\$1008	50+ Gen.	Fee
Med Waste: Transfer Station - Large Quant.	Annual Permit Fee Charged to Business Owner by Health Department to Inspect a Temporary Holding Station for Medical Waste	\$1008	Annual Permit	Fee
Med Waste: Acute Care Hosp., 1-99 beds	Annual Permit Fee Charged to Hospital by Health Department to Inspect for Proper Medical Waste Storage and Disposal	\$1363	1-99 Beds	Fee
Med Waste: Acute Care Hosp., 100-199 beds	Annual Permit Fee Charged to Hospital by Health Department to Inspect for Proper Medical Waste Storage and Disposal	\$1851	100-199 Beds	Fee
Med Waste: Acute Care Hosp., 200-250 beds	Annual Permit Fee Charged to Hospital by Health Department to Inspect for Proper Medical Waste Storage and Disposal	\$2340	200-250 Beds	Fee
Med Waste: Acute Care Hosp., 251+ beds	Annual Permit Fee Charged to Hospital by Health Department to Inspect for Proper Medical Waste Storage and Disposal	\$3050	251+ Beds	Fee
Med Waste: Specialty Clinic (surgical, etc.)	Annual Permit Fee Charged to Specialty Clinic by Health Department to Inspect for Proper Medical Waste Storage and Disposal	\$760	Annual Permit	Fee
Med Waste: Skill Nursing Facility, 1-99 beds	Annual Permit Fee Charged to Skilled Nursing Facilities by Health Department to Inspect for Proper Medical Waste Storage and Disposal	\$643	1-99 Beds	Fee
Med Waste: Skill Nursing Facility, 100-199 beds	Annual Permit Fee Charged to Skilled Nursing Facilities by Health Department to Inspect for Proper Medical Waste Storage and Disposal	\$750	100-199 Beds	Fee

MASTER FEES AND CHARGES SCHEDULE

DEPARTMENT: HEALTH & HUMAN SERVICES				
Fee Name	Description	Fee	Per	Type
MEDICAL WASTE GENERATOR FEES				
Med Waste: Skill Nursing Facility, 200+ beds	Annual Permit Fee Charged to Skilled Nursing Facilities by Health Department to Inspect for Proper Medical Waste Storage and Disposal	\$910	200 + Beds	Fee
Med Waste: Acute Psychiatric Hospital	Annual Permit Fee Charged to Acute Psychiatric Hospitals by Health Department to Inspect for Proper Medical Waste Storage and Disposal	\$504	Annual Permit	Fee
Med Waste: Intermediate Care	Annual Permit Fee Charged to Intermediate Care Facilities by Health Department to Inspect for Proper Medical Waste Storage and Disposal	\$750	Annual Permit	Fee
Med Waste: Primary Care	Annual Permit Fee Charged to Primary Care Facilities by Health Department to Inspect for Proper Medical Waste Storage and Disposal	\$910	Annual Permit	Fee
Med Waste: Clinical Laboratory	Annual Permit Fee Charged to Clinical Laboratories by Health Department to Inspect for Proper Medical Waste Storage and Disposal	\$525	Annual Permit	Fee
Med Waste: Health Care Service Plan Facility.	Annual Permit Fee Charged to Health Care Service Plan Facilities by Health Department to Inspect for Proper Medical Waste Storage and Disposal	\$910	Annual Permit	Fee
Med Waste: Veterinary Clinic or Hosp.	Annual Permit Fee Charged to Veterinary Clinics or Hospitals by Health Department to Inspect for Proper Medical Waste Storage and Disposal	\$410	Annual Permit	Fee
Med Waste: Med/Dental/Vet Offices (200lb/mo)	Annual Permit Fee Charged to Medical/Dental/Veterinary Offices by Health Department to Inspect for Proper Medical Waste Storage and Disposal	\$420	Annual Permit	Fee
Med Waste: Nurse-Occup Care (<200lbs/mo)	Annual Permit Fee Charged to Nurse/Occupational Care Offices by Health Department to Inspect for Proper Medical Waste Storage and Disposal	\$200	Permit	Fee
Med Waste: Nurse-Occup Care (>200lbs/mo)	Annual Permit Fee Charged to Nurse/Occupational Care Offices by Health Department to Inspect for Proper Medical Waste Storage and Disposal	\$715	>200lbs/Mo	Fee
Med Waste: Each Autoclave	Five Year Permit Fee Charged by Health Department to Owners/Operators of Facilities utilizing an Autoclave	\$2175	Every 5 Years	Fee
Temporary Body Art Permit (1 -10 Artists)	Permit Fee Charged to Business Owner/Artist to operate body art stand.	\$53	Each Artist	Fee
Temporary Body Art Permit (11+ Artists)	Permit Fee Charged to Business Owner/Artist to operate body art stand.	\$31.2	Each artist	Fee

MASTER FEES AND CHARGES SCHEDULE

DEPARTMENT: HEALTH & HUMAN SERVICES				
Fee Name	Description	Fee	Per	Type
MEDICAL WASTE GENERATOR FEES				
Temporary Body Artist In-Field Licensing Charge	Permit Fee Charged to Business Owner/Artist for in-field licensing.	\$32.35	\$32.35 + application fee	Fee
Temporary Body Art Event Organizer	Hourly rate charged to Temporary Body Art Event Organizer for Staff time in excess of 4 hours	\$205	Each event	Fee
Temporary Mobile Health Clinic	Permit fee to business owner to operate a temporary mobile health clinic	\$113	Each unit	Fee
Temporary mobile health clinic in-field licensing charge	Business charged for licensing in-field	\$31.70	Each unit - \$31.70 + application fee	Fee
GARMENT MANUFACTURING FEES				
Garment Manufacturing	Annual Permit Fee Charged by Health Department to Business Owner for Garment Manufacturing Facility Inspection	\$323	Annual Permit	Fee
NOISE FEES				
Noise Variance	Fee Charged to Business Owner by Health Department to Cover Cost of Investigation for a Variance on Noise Exceeding City Thresholds	\$283	Each	Fee
Noise Control Business Lic. Insp.	Fee Charged to Business Owner by Health Department to Cover Cost of Investigation of Noise Caused by Entertainment Venues	\$245	Each	Fee
Noise Complaint Investigation & Response	Time and Materials		Inspection Visit	Fee
EMERGENCY RESPONSE FEES				
Hazardous Waste Site Mitigation	To oversee haz mat clean up	\$180	Hour	Fee
HazMat Emergency Response	To oversee haz mat clean up	\$180	Hour	Fee
MISCELLANEOUS HAZARDOUS MATERIALS FEES				
Emerg Resp: Haz matl Education Fee	Educational Fee Charged to Permittees to Cover Cost of Educating Operators on Proper Management of Hazardous Wastes	\$10.4	Each	Fee
Copy of Official Records	Copying fee.	\$0.2	Page	Fee
CUPA FEES				
CUPA: Refinery Safety Surcharge Tier 1, annual capacity equal to or greater than 200K BPD	Annual state surcharge assessed to petroleum refineries with an annual capacity equal to or greater than 200,000 barrels per day (BPD). Fee subject to change per governing authority.	\$45,000	Annual Surcharge	Fee

MASTER FEES AND CHARGES SCHEDULE

DEPARTMENT: HEALTH & HUMAN SERVICES				
Fee Name	Description	Fee	Per	Type
CUPA FEES				
CUPA: Refinery Safety Surcharge Tier 2, annual capacity 100K to 199K BPD	Annual state surcharge assessed to petroleum refineries with an annual capacity of 100,000-199,999 barrels per day (BPD). Fee subject to change per governing authority.	\$27,500	Annual Surcharge	Fee
CUPA: Refinery Safety Surcharge Tier 3, annual capacity 50K to 99K BPD	Annual state surcharge assessed to petroleum refineries with an annual capacity of 50,000-99,999 barrels per day (BPD). Fee subject to change per governing authority.	\$13,750.00	Annual Surcharge	Fee
CUPA: Refinery Safety Surcharge Tier 4, annual capacity less than 50K BPD	Annual state surcharge assessed to petroleum refineries with an annual capacity of less than 50,000 barrels per day (BPD). Fee subject to change per governing authority.	\$3,500	Annual Surcharge	Fee
CUPA: Report Review Oversight / Hourly Supplemental Review	Hourly Fee Charged by Health Dept to Property Owner/Responsible Party for Supplemental Review of Project/Report	\$67	Hour	Fee
CALARP State Service Charge	California Accidental Release Prevention (CalARP) program administration (Annual Surcharge)	\$270	Annual Surcharge	Fee
Underground Storage Tank State Service Charge	Underground Storage Tank State Service Charge (Surcharge)	\$20	Per Occurrence	Fee
General Program Oversight State Service Charge	General Program Oversight State Service Charge (Surcharge)	\$84	Annual surcharge	Fee
CUPA: Above Ground Storage Tank 1.3K-10K Aggregate Gallons	Annual Permit Fee Charged by Health Department to Business Owner for Inspection of above ground storage tanks 1.3k-10k aggregate gallons.	\$140	Per site/aggregate gallons	Fee
CUPA: Above Ground Storage Tank 10K-100K Aggregate Gallons	Annual Permit Fee Charged by Health Department to business owner for inspection of above ground storage tanks 10K-100K aggregate gallons.	\$530	Per site/aggregate gallons	Fee
CUPA: Above Ground Storage Tank 100K-1M Aggregate Gallons	Annual Permit Fee Charged by Health Department to business owner for inspection of above ground storage tanks 100K-1M aggregate gallons.	\$979	Per site/aggregate gallons	Fee
CUPA: Above Ground Storage Tank 1M-10M Aggregate Gallons	Annual Permit Fee Charged by Health Department to business owner for inspection of above ground storage tanks 1M-10M aggregate gallons.	\$2,910	Per site/aggregate gallons	Fee
CUPA: Above Ground Storage Tank 10M-100M Aggregate Gallons	Annual Permit Fee Charged by Health Department to business owner for inspection of above ground storage tanks 10M-100M aggregate gallons.	\$9,427	Per site/aggregate gallons	Fee

MASTER FEES AND CHARGES SCHEDULE

DEPARTMENT: HEALTH & HUMAN SERVICES				
Fee Name	Description	Fee	Per	Type
CUPA FEES				
CUPA: Above Ground Storage Tank 100M+Aggregate Gallons	Annual Permit Fee Charged by Health Department to business owner for inspection of above ground storage tanks 100M+aggregate gallons.	\$13,483	Per site/aggregate gallons	Fee
CUPA: Conditional Authorization	Annual Permit Fee Charged by Health Department to Business Owner to Verify Proper Treatment of Hazardous Waste and Closure Cost Estimates	\$2,775	Annual Permit	Fee
CUPA: Conditional Exemption, 1st year	Annual Permit Fee Charged by Health Department to Business Owner to Verify Proper Treatment of Hazardous Waste	\$341	First Year, Annually Thereafter	Fee
CUPA: Conditional Exemption, renewal	Annual Permit Fee Charged by Health Department to Business Owner to Renew Conditional Exemption Permit	\$146	Annual Permit	Fee
CUPA: Each Addl Regulated Matl	Fee Charged to Business Owner for Each Additional Regulated Hazardous Material Introduced into the Facility	\$1,595	Each	Fee
CUPA: Haz Waste Producer 0-4 employees	Annual Permit Fee Charged by Health Department to Business Owner for Inspection of Hazardous Waste Producers with 0-4 Employees	\$551	Annual Permit	Fee
CUPA: Haz Waste Producer 5-19 employees	Annual Permit Fee Charged by Health Department to Business Owner for Inspection of Hazardous Waste Producers with 5-19 Employees	\$968	Annual Permit	Fee
CUPA: Haz Waste Producer 20-100 employees	Annual Permit Fee Charged by Health Department to Business Owner for Inspection of Hazardous Waste Producers with 20-100 Employees	\$1,487	Annual Permit	Fee
CUPA: Haz Waste Producer 101-500 employees	Annual Permit Fee Charged by Health Department to Business Owner for Inspection of Hazardous Waste Producers with 101-500 Employees	\$2,633	Annual Permit	Fee
CUPA: Haz Waste Producer 501+ employees	Annual Permit Fee Charged by Health Department to Business Owner for Inspection of Hazardous Waste Producers with 501 + Employees	\$3,331	Annual Permit	Fee
CUPA: Permit by Rule	Annual Permit Fee Charged by Health Department to Business Owner to Verify Proper Treatment of Hazardous Waste, Closure Costs Estimates, Closure Plan and Financial Assurance	\$2,775	Annual Permit	Fee
CUPA: RMP Review, Pgm 1	Fee Charged to Business Owner for Review of Risk Management Plan (RMP) for Tier 1 (lowest risk) Facilities	\$2,547	Each	Fee

MASTER FEES AND CHARGES SCHEDULE

DEPARTMENT: HEALTH & HUMAN SERVICES				
Fee Name	Description	Fee	Per	Type
CUPA FEES				
CUPA: RMP Review, Pgm 2/3	Fee Charged to Business Owner for Review of Risk Management Plan (RMP) for Tier 2-3 (moderate-high risk) Facilities	\$3294	Each	Fee
CUPA: Small Quantity Specified Waste	Annual Permit Fee Charged by Health Department to Business Owner for Inspection of Small Quantity Specified Waste Facilities	\$254	Annual Permit	Fee
CUPA: Site Mitigation Expedite	Fee to expedite site mitigation.	\$265	Hour	Fee
CUPA: UST Remedial Overnight Permit - 1st 2 hours	Fee to provide oversight permit.	\$352	1st review (Hourly rate thereafter)	Fee
CUPA: UST Site Characterization, 1st year	Fee Charged by Health Department to Property Owner for Review of Site Characterization Plan	\$546	First Review, Hourly Rate Thereafter	Fee
CUPA: UST Remedial Oversight, annually	Fee Charged by Health Department to Property Owner for Maintaining Oversight and Maintaining Files on UST Sites During Remediation	\$379	Annually	Fee
CUPA UST Removal Report Review	Fee charged to property owner for review of UST Removal report	\$292	1st Review (Hourly rate thereafter)	Fee
CUPA: X-ray Machine Silver Halide Generator	Annual Permit Fee Charged by Health Department to Business Owner for Inspection of Hazardous Waste from X-Ray Machines	\$106	Annual Permit	Fee
CUPA: Late Payment Penalty	Fee Charged by Health Department for Late Payment on Health Permit (25% of original fee)	25% of original fee	Each	Penalty
CUPA: Reinspection Fee	Fee Charged by Health Department for Additional Inspections when Corrections are not Completed	\$205	Each	Fee
File copies	Fee for document copies-per page	0.2	Per Page	Fee
Aboveground Petroleum Storage Act Surcharge	Fee Charged by Health Department to accommodate CALEPA (pass-through) surcharge	\$26	Each	Fee
PLAN CHECK FEES				
Body Art Facility Plan Check	Fee Charged by Health Department for Plan Review on New Body Art Facilities	\$405	Per Plan	Fee
RESTAURANT/ SCHOOL CAFETERIA/SATELLITE FACILITY/KIOSK				
PC: Restaurant, 0-60 seats	Fee Charged by Health Department for Plan Review on New and Remodeled Food Facilities	\$1414	Each Plan	Fee
PC: Restaurant, 61-200 seats	Fee Charged by Health Department for Plan Review on New and Remodeled Food Facilities	\$2160	Each Plan	Fee
PC: Restaurant, 201+ seats	Fee Charged by Health Department for Plan Review on New and Remodeled Food Facilities	\$2510	Each Plan	Fee

MASTER FEES AND CHARGES SCHEDULE

DEPARTMENT: HEALTH & HUMAN SERVICES				
Fee Name	Description	Fee	Per	Type
PLAN CHECK FEES				
Minor Remodel	Fee Charged by Health Department for Plan Review on New and Remodeled Food Facilities	1/2 of approp fee	Each Plan	Fee
Very Limited Remodel	Remodel requiring very limited plan check	1/4 of approp. fee	Each Plan	Fee
FOOD MARKET RETAIL				
PC: Food Mkt Retail, 10-50 sq ft	Fee Charged by Health Department for Plan Review on New and Remodeled Food Facilities	\$550	Each Plan	Fee
PC: Food Mkt Retail, 51-1999 sq ft	Fee Charged by Health Department for Plan Review on New and Remodeled Food Facilities	\$1125	Each Plan	Fee
PC: Food Mkt Retail, 2000-5999 sq ft	Fee Charged by Health Department for Plan Review on New and Remodeled Food Facilities	\$1525	Each Plan	Fee
PC: Food Mkt Retail, 6000+ sq ft	Fee Charged by Health Department for Plan Review on New and Remodeled Food Facilities	\$1720	Each	Fee
Minor Remodel	Fee Charged by Health Department for Plan Review on New and Remodeled Food Facilities	1/2 of approp fee	Each Plan	Fee
FOOD PROCESSOR				
PC: Food Processor, 1-1999 sq ft	Fee Charged by Health Department for Plan Review on New and Remodeled Food Facilities	\$1075	Each Plan	Fee
PC: Food Processor, 2000-5999 sq ft	Fee Charged by Health Department for Plan Review on New and Remodeled Food Facilities	\$1670	Each Plan	Fee
PC: Food Processor, 6000+ sq ft	Fee Charged by Health Department for Plan Review on New and Remodeled Food Facilities	\$1970	Each Plan	Fee
Minor Remodel	Fee charged to review plans for minor remodel of food processor.	1/2 of approp fee	Each Plan	Fee
MISCELLANEOUS FOOD				
Plan check	Consultation only /No plans submitted	\$72	Hour	Fee
Plan Check Food Cart	Fee charged to food cart vendors for food cart plan check	\$250	Per vendor	Fee
PC: Caterer	Each plan	\$1165	Each Plan	Fee
PC: Misc Food, Food Warehouse/Commissary	Fee Charged by Health Department for Plan Review on New and Remodeled Food Facilities	\$970	Each Plan	Fee
PC: Misc Food, Food Salvager	Fee Charged by Health Department for Plan Review on New and Remodeled Food Facilities	\$965	Each Plan	Fee
PC: Misc Food, Food Vehicle	Fee Charged by Health Department for Plan Review on New and Remodeled Food Facilities	\$445	Each Plan	Fee
PC-menu change/equipment review	Fee charged for equipment change review.	\$69	Each	Fee
Change in Food Facility Risk Category	Fee charged by Health Department for reassigning a food facility into another risk category.	\$98	Each	Fee

MASTER FEES AND CHARGES SCHEDULE

DEPARTMENT: HEALTH & HUMAN SERVICES				
Fee Name	Description	Fee	Per	Type
PLAN CHECK FEES				
HACCP Plan Review	Fee charged for evaluating HACCP (Hazard Analysis and Critical Control Points) required processes.	\$144	1.5 hours, then \$76/hour thereafter	Fee
PC: After Hours Inspection Fee	Fee for after-hours plan check inspection.	\$190	Each	Fee
PC: Plan Check Expedite Fee	Each Plan	Twice the standard fee	Each Plan	Fee
No Show Administrative Office Hearing Penalty	Penalty fee for failing to show at scheduled hearing.	\$144	Each	Penalty
BED AND BREAKFAST				
PC: Bed & Breakfast, 1-20 rooms	Fee Charged by Health Department for Plan Review on New and Remodeled Food Facilities	\$720	Each Plan	Fee
WATER SYSTEMS				
PC: Water System, Minor Remodel or Equipment Change	Fee charged to review plans for minor pool remodels or equipment changes	1/2 of approp fee	Each Plan	Fee
PC: Water System, Expedite Fee	Fee charged for expedited review of water systems and to operators found to be drilling without a permit.	Twice the standard fee	Each Plan	Fee
PC: Water System, Swim Pool/Spa	Fee Charged by Health Department for Plan Review on Swimming Pools and Spas	\$620	Each Plan	Fee
PC: Water System, Remodel of Pool	Fee Charged by Health Department for Plan Review on a Replaster/Remodel of a Pool	\$540	Each Plan	Fee
PC: Water System, Sewage Disposal System	Fee Charged by Health Department for Plan Review on Sewage Disposal Systems	\$679	Each Plan	Fee
PC: Recycled Water / Cross Connection	Each Plan	\$1075	Each Plan	Fee
PC: Low Impact Development (LID) System with Onsite Water Reuse	Fee charged by Health Department for Plan Review on Low Impact Development (LID) systems with onsite reuse of captured water	\$1075	Each Plan	Fee
PC: Low Impact Development (LID) System without Onsite Water Reuse	Fee charged by Health Department for Plan Review on Low Impact Development (LID) systems without onsite reuse of captured water	\$535	Each Plan	Fee
PC: Water System, Drinking Water Well Construction	Fee Charged by Health Department for Plan Review on Water Well	\$494	Per Well	Fee
PC: Water System, Monitoring Well (Construction)	Charged by Health Department for Plan Review on Monitoring Wells	\$345	Per Well	Fee

MASTER FEES AND CHARGES SCHEDULE

DEPARTMENT: HEALTH & HUMAN SERVICES				
Fee Name	Description	Fee	Per	Type
PLAN CHECK FEES				
PC: Water System, Water Well Abandonment (Destruction)	Fee Charged by Health Department for Plan Review on Abandoned Water Wells or Conversion of Existing Well	\$458	Per Well	Fee
PC: Water System (Soil Boring/Probe)	Fee Charged by Health Department for Plan Review on Soil Borings/Geoprobes/Push Probes	\$458	Each Plan	Fee
PC: Water System, Cathodic Wells	Fee Charged by Health Department for Plan Review on Cathodic Wells	\$565	Each Plan	Fee
PC: Water System, Backflow Device	Fee Charged by Health Department for Plan Review on Backflow Prevention Devices	\$200	Each Plan	Fee
CANNABIS				
Consultation	Hourly fee for Shared Use Cannabis Manufacturing Facility consultation with a minimum duration of 1.5 hours	\$139	1.5 hours, then \$76/hr thereafter	Fee
PC: New Shared Use Cannabis Manufacturing Facility, 1-1,999 sq ft	Fee Charged by Health Department to business owner for Plan Review on New Shared Use Cannabis Manufacturing Facility, 1-1,999 sq ft	\$1075	Each Plan	Fee
PC: New Shared Use Cannabis Manufacturing Facility, 2,000-5,999 sq ft	Fee Charged by Health Department to business owner for Plan Review on New Shared Use Cannabis Manufacturing Facility, 2,000-5,999 sq ft	\$1670	Each Plan	Fee
PC: New Shared Use Cannabis Manufacturing Facility, 6,000+ sq ft	Fee Charged by Health Department to business owner for Plan Review on New Shared Use Cannabis Manufacturing Facility, 6,000+ sq ft	\$1970	Each Plan	Fee
Minor Remodel	Fee charged to review plans for minor remodel of cannabis facility	1/2 of approp fee	Each Plan	Fee
PC: Shared Use Cannabis Manufacturing Facility - Tenant, 1-1,999 sq ft	Fee Charged by Health Department to tenant for Plan Review on Shared Use Cannabis Manufacturing Facility, 1-1,999 sq ft	\$537.50	Each Plan	Fee
PC: Shared Use Cannabis Manufacturing Facility - Tenant, 2,000-5,999 sq ft	Fee Charged by Health Department to tenant for Plan Review on Shared Use Cannabis Manufacturing Facility, 2,000-5,999 sq ft	\$835	Each Plan	Fee
PC: Shared Use Cannabis Manufacturing Facility - Tenant, 6,000+ sq ft	Fee Charged by Health Department to tenant for Plan Review on Shared Use Cannabis Manufacturing Facility, 6,000+ sq ft	\$985	Each Plan	Fee
Cannabis - Reinspection Fee	Fee Charged by Health Department for Additional Inspections when Corrections are not Completed	\$240	Each reinspection	Fee
MISCELLANEOUS FEES				
Administrative/Office Hearing Fees	Fees for hearing officer costs.	\$139	Hour	Fee

MASTER FEES AND CHARGES SCHEDULE

DEPARTMENT: HEALTH & HUMAN SERVICES				
Fee Name	Description	Fee	Per	Type
MISCELLANEOUS FEES				
License Inspection Fee	Fee for costs associated with permit/license verification including, but not limited to, change of ownership	\$165	Inspection/ Change in Ownership	Fee
Environmental Health Materials	Cost to provide materials.	Actual Cost	Each	Fee
Reinspection Fee/HazMat/Noise Program/General Sanitation	Fee Charged by Health Department for Additional Inspections when Corrections are not Completed	\$240	Reinspection	Fee
Body Art Ear Piercing Only / Registration	Business Owner Charged for Annual Health Permit	\$53	Annual Permit	Fee
Body Art Practitioner Registration Replacement	Business Owner Charged for Registration Replacement	\$61	Replacement	Fee
California Safe Body Art Act Booklet	Purchase of Booklet	\$3	Booklet	Fee
LABORATORY SERVICES				
NON-DIAGNOSTIC GENERAL HEALTH ASSESSMENT REGISTRATION				
Non-diagnostic Testing	For health care providers who offer non-diagnostic health assessment including CLIA-waived tests. These providers are issued a certificate that will allow them to offer such tests, once required documentation is submitted and compliance established.	730	Certificate	Fee
ENVIRONMENTAL TESTING				
WATER TESTING				
Non-Potable/Recreational Water, Enterolert	To test for the presence of fecal coliforms in recreational water	36.8	Specimen	Fee
Non-Potable/Recreational Water, Colilert 18 (Fecal & Total)	To test for the presence of fecal coliforms in recreational water	36.8	Specimen	Fee
Potable/Drinking Water, Line Clearance, Colilert P/A	To test for the presence of fecal coliforms in drinking water	36.8	Specimen	Fee
Potable/Drinking Water, , Colilert P/A	To test for the presence of fecal coliforms in drinking water	36.8	Specimen	Fee
ENVIRONMENTAL LEAD				
Lead Testing For Dust Wipes, Paint Chips, Soil, Air Filter	A test that quantitates the amount of lead in environmental samples	24.9	Test	Fee
Lead Testing for Water	A test that quantitates the amount of lead in environmental samples	24.9	Test	Fee

MASTER FEES AND CHARGES SCHEDULE

DEPARTMENT: HEALTH & HUMAN SERVICES				
Fee Name	Description	Fee	Per	Type
CLINICAL CHEMISTRY				
Urinalysis Complete	A diagnostic test to aid clinicians with their clinical findings.	12.1	Test	Fee
Pregnancy Test, Urine	A diagnostic test to aid clinicians with their clinical findings.	14.35	Test	Fee
Blood Lead	A diagnostic test to aid clinicians with their clinical findings.	27.65	Test	Fee
BACTERIOLOGY				
Antimicrobial Susceptibility Tests	A diagnostic test to aid clinicians with their clinical findings.	36.8	Test	Fee
Culture, Anaerobic Bacteria	A diagnostic test to aid clinicians with their clinical findings.	25.3	Test	Fee
Culture, GC	A diagnostic test to aid clinicians with their clinical findings.	25.3	Test	Fee
Culture, Stool	A diagnostic test to aid clinicians with their clinical findings.	42.6	Test	Fee
Culture, Miscellaneous Bacteriology	A diagnostic test to aid clinicians with their clinical findings.	25.3	Test	Fee
Culture, Throat	A diagnostic test to aid clinicians with their clinical findings.	25.3	Test	Fee
Culture, Urine	A diagnostic test to aid clinicians with their clinical findings.	25.3	Test	Fee
Culture for Identification	A diagnostic test to aid clinicians with their clinical findings.	42.6	Test	Fee
Culture, Diphtheria	A diagnostic test to aid clinicians with their clinical findings.	25.3	Test	Fee
Culture, Food Poisoning	A diagnostic test to aid clinicians with their clinical findings.	61	Test	Fee
Streptococcus, Rapid Screen	A diagnostic test to aid clinicians with their clinical findings.	12.1	Test	Fee
GC Smear	A diagnostic test to aid clinicians with their clinical findings.	36.8	Test	Fee
MYCOBACTERIOLOGY				
AFB Smear	A diagnostic test to aid clinicians with their clinical findings.	18.45	Test	Fee
AFB Culture	A diagnostic test to aid clinicians with their clinical findings.	36.8	Test	Fee
AFB Susceptibility	A diagnostic test to aid clinicians with their clinical findings.	8.65	Test	Fee
AFB by DNA Probe	A diagnostic test to aid clinicians with their clinical findings.	36.8	Test	Fee
AFB Culture for Identification	A diagnostic test to aid clinicians with their clinical findings.	42.6	Test	Fee

MASTER FEES AND CHARGES SCHEDULE

DEPARTMENT: HEALTH & HUMAN SERVICES				
Fee Name	Description	Fee	Per	Type
MYCOBACTERIOLOGY				
Quantiferon - TB Gold	A diagnostic test to aid clinicians with their clinical findings.	125	Test	Fee
MYCOLOGY				
Fungal Smear	A diagnostic test to aid clinicians with their clinical findings.	12.1	Test	Fee
Wet Mount	A diagnostic test to aid clinicians with their clinical findings.	12.1	Test	Fee
Fungal Culture	A diagnostic test to aid clinicians with their clinical findings.	36.8	Test	Fee
PARASITOLOGY				
Blood Smear for Parasites	A diagnostic test to aid clinicians with their clinical findings.	14.35	Test	Fee
Cryptosporidium & Giardia DFA	A diagnostic test to aid clinicians with their clinical findings.	25.3	Test	Fee
Cryptosporidium by Modified Acid Fast Stain	A diagnostic test to aid clinicians with their clinical findings.	18.45	Test	Fee
Helminth/Arthropod ID	A diagnostic test to aid clinicians with their clinical findings.	14.35	Test	Fee
Ova & Parasite Exam	A diagnostic test to aid clinicians with their clinical findings.	42.6	Test	Fee
Pinworm Paddle	A diagnostic test to aid clinicians with their clinical findings.	7.3	Test	Fee
Fecal Leucocytes	A diagnostic test to aid clinicians with their clinical findings.	36.75	Test	Fee
SEROLOGY				
Darkfield	A diagnostic test to aid clinicians with their clinical findings.	26.45	Test	Fee
TP-PA (Confirmatory test for Syphilis)	A diagnostic test to aid clinicians with their clinical findings.	18.45	Test	Fee
RPR Qualitative	A diagnostic test to aid clinicians with their clinical findings.	8.65	Test	Fee
RPR Quantitative	A diagnostic test to aid clinicians with their clinical findings.	9.85	Test	Fee
Hepatitis A, Total Antibody (IgG and IgM)	A diagnostic test to aid clinicians with their clinical findings.	140	Test	Fee
Hepatitis A, IgM	A diagnostic test to aid clinicians with their clinical findings.	140	Test	Fee
Hepatitis B Panel	A diagnostic test to aid clinicians with their clinical findings.	280	Test	Fee
Hepatitis B Core Total Antibody	A diagnostic test to aid clinicians with their clinical findings.	140	Test	Fee

MASTER FEES AND CHARGES SCHEDULE

DEPARTMENT: HEALTH & HUMAN SERVICES				
Fee Name	Description	Fee	Per	Type
SEROLOGY				
Hepatitis B Surface Antibody	A diagnostic test to aid clinicians with their clinical findings.	140	Test	Fee
Hepatitis B Surface Antigen	A diagnostic test to aid clinicians with their clinical findings.	140	Test	Fee
Hepatitis C Antibody	A diagnostic test to aid clinicians with their clinical findings.	18.45	Test	Fee
HIV-1/HIV-2 Antigen-Antibody Combo, Serum	A diagnostic test to aid clinicians with their clinical findings.	73	Test	Fee
WNV IgM (EIA)	A diagnostic test to aid clinicians with their clinical findings.	140	Test	Fee
WNV IgG (IFA)	A diagnostic test to aid clinicians with their clinical findings.	83	Test	Fee
WNV IgM (IFA)	A diagnostic test to aid clinicians with their clinical findings.	55	Test	Fee
MOLECULAR				
Chlamydia by NAAT	A diagnostic test to aid clinicians with their clinical findings.	18.45	Test	Fee
Gonorrhea by NAAT	A diagnostic test to aid clinicians with their clinical findings.	18.45	Test	Fee
Influenza A & B by PCR	A diagnostic test to aid clinicians with their clinical findings.	125	Test	Fee
Norovirus by PCR	A diagnostic test to aid clinicians with their clinical findings.	125	Test	Fee
B. pertussis by PCR	A diagnostic test to aid clinicians with their clinical findings.	125	Test	Fee
Enterovirus by PCR	A diagnostic test to aid clinicians with their clinical findings.	115	Test	Fee
Measles by PCR	A diagnostic test to aid clinicians with their clinical findings.	115	Test	Fee
VIROLOGY				
Rabies by DFA	A diagnostic test to aid clinicians with their clinical findings.	37.30	Test	Fee
CLINICAL SERVICES				
TRAVEL IMMUNIZATION				
Adult Immunization Fee (Includes Validation)	Cost for nurse to administer vaccine.	\$26.03	Visit	Fee
Travel Nursing Assessment Fee (Includes written Prescription for Malaria Medication)	Cost for nurse to evaluate patient itinerary, medical history and travel safety.	45.10	Visit	Fee

MASTER FEES AND CHARGES SCHEDULE

DEPARTMENT: HEALTH & HUMAN SERVICES				
Fee Name	Description	Fee	Per	Type
TRAVEL IMMUNIZATION				
Travel Follow-Up Visit	Cost to re-evaluate after initial visit.	19.80	Visit	Fee
Copy of Immunization Record	Cost to reproduce an immunization record.	11.00	Copy	Fee
Travel Certificate Validation Duplication	Cost to validate a travel certificate record.	11.00	Certificate	Fee
Copy of Tuberculin Skin Test Report	Cost to reproduce a tuberculin skin test report.	11.00	Copy	Fee
VACCINES				
Flu (Influenza) Vaccine	Cost to administer & purchase vaccine.	\$26.03 + cost	Dose	Fee
Hepatitis B Vaccine	Cost to administer & purchase vaccine.	\$26.03 + cost	Dose	Fee
Twinrix	Cost to administer & purchase vaccine.	\$26.03 + cost	Dose	Fee
Japanese Encephalitis Vaccine	Cost to administer & purchase vaccine.	\$26.03 + cost	Dose	Fee
Meningococcal	Cost to administer & purchase vaccine.	\$26.03 + cost	Dose	Fee
MMR (Measles-Mumps-Rubella)	Cost to administer & purchase vaccine.	\$26.03 + cost	Dose	Fee
Polio Vaccine	Cost to administer & purchase vaccine.	\$26.03 + cost	Dose	Fee
Rabies Vaccine	Cost to administer & purchase vaccine.	\$26.03 + cost	Dose	Fee
Typhoid Vaccine-Injection	Cost to administer & purchase vaccine.	\$26.03 + cost	Dose	Fee
Typhoid Vaccine-Single Dose Injection	Cost to administer & purchase vaccine.	\$26.03 + cost	Dose	Fee
Typhoid Vaccine-Oral	Cost to administer & purchase vaccine.	\$26.03 + cost	Dose	Fee
Yellow Fever Vaccine	Cost to administer & purchase vaccine.	\$26.03 + cost	Dose	Fee
Cholera Vaccine	Cost to administer & purchase vaccine.	\$26.03 + cost	Dose	Fee
Pneumococcal Vaccine	Cost to administer & purchase vaccine.	\$26.03 + cost	Dose	Fee
Special Vaccines	Cost to administer & purchase vaccine.	\$26.03 + cost	Dose	Fee
Havrix (Adult)	Cost to administer & purchase vaccine.	\$26.03 + cost	Dose	Fee
Havrix (Child)	Cost to administer & purchase vaccine.	\$26.03 + cost	Dose	Fee
HPV Vaccine	Cost to administer & purchase vaccine.	\$26.03 + cost	Dose	Fee
Varicella Vaccine (Varivax)	Cost to administer & purchase vaccine.	\$26.03 + cost	Dose	Fee
Pneumovax	Cost to administer & purchase vaccine.	\$26.03 + cost	Dose	Fee
Shingles	Cost to administer & purchase vaccine.	\$26.03 + cost	Dose	Fee

MASTER FEES AND CHARGES SCHEDULE

DEPARTMENT: HEALTH & HUMAN SERVICES				
Fee Name	Description	Fee	Per	Type
IMMUNOGLOBULINS/ TOXOIDS				
DT (Diphtheria-Tetanus)	Cost to administer & purchase vaccine.	\$26.03 + cost	Dose	Fee
Tetanus Toxoid Absorbed	Cost to administer & purchase vaccine.	\$26.03 + cost	Dose	Fee
HBIG (Hepatitis B Ig)	Cost to administer & purchase immunoglobulin.	\$26.03 + cost	Dose	Fee
Immune (Gamma) Globulin, Serum [Adult]	Cost to administer & purchase immunoglobulin.	\$26.03 + cost	Dose	Fee
Immune (Gamma) Globulin, Serum [Child]	Cost to administer & purchase immunoglobulin.	\$26.03 + cost	Dose	Fee
VZIG (Zoster Immune Globulin)	Cost to administer & purchase immunoglobulin.	\$26.03 + cost	Dose	Fee
Rabies Immune Globulin (RIG)	Cost to administer & purchase immunoglobulin.	\$26.03 + cost	Dose	Fee
SKIN TESTS				
TB Skin Test (PPD)	Cost to provide screening test.	\$32.00	Test	Fee
OFFICE/PATIENT VISITS				
New Patient - Office/Patient Visit - Minimal Exam	An office/patient visit with a new patient with a duration of up to 10 minutes. (99201)	Medicare Rate + 10%	Per Visit	Fee
New Patient - Office/Patient Visit - Brief Exam	An office/patient visit with a new patient with a duration of up to 20 minutes. (99202)	Medicare Rate + 10%	Per Visit	Fee
New Patient - Office/Patient Visit - Limited Exam	An office/patient visit with a new patient with a duration of up to 30 minutes. (99203)	Medicare Rate + 10%	Per Visit	Fee
New Patient - Office/Patient Visit - Intermediate Exam	An office/patient visit with a new patient with a duration of up to 40 minutes. (99204)	Medicare Rate + 10%	Per Visit	Fee
New Patient - Office/Patient Visit - Comprehensive Exam	An office/patient visit with a new patient with a duration of up to 50 minutes. (99205)	Medicare Rate + 10%	Per Visit	Fee
Existing Patient - Office/Patient Visit - Brief Exam	An office/patient visit with an established patient with a duration of up to 5 minutes. (99211)	Medicare Rate + 10%	Per Visit	Fee
Existing Patient - Office/Patient Visit - Minor Exam	An office/patient visit with an established patient with a duration of up to 10 minutes. (99212)	Medicare Rate + 10%	Per Visit	Fee
Existing Patient - Office/Patient Visit - Follow-Up	An office/patient visit with an established patient with a duration of up to 15 minutes. (99213)	Medicare Rate + 10%	Per Visit	Fee
Existing Patient - Office/Patient Visit - Extensive Visit	An office/patient visit with an established patient with a duration of up to 25 minutes. (99214)	Medicare Rate + 10%	Per Visit	Fee

MASTER FEES AND CHARGES SCHEDULE

DEPARTMENT: HEALTH & HUMAN SERVICES				
Fee Name	Description	Fee	Per	Type
OFFICE/PATIENT VISITS				
Existing Patient - Office/Patient Visit - Comprehensive Exam	An office/patient visit with an established patient with a duration of up to 40 minutes. (99215)	Medicare Rate + 10%	Per Visit	Fee
Phlebotomy Fee	To provide blood draw for medical screening.	26.6	Person	Fee
Child Health and Disability Prevention (CHDP) Primary Care - Nursing Assessment	Health exam.	Medi-Cal + 10%	Visit	Fee
CHDP Primary Care-Physician Assessment (Incl. Nursing Assessment)	Health exam.	Medi-Cal + 10%	Visit	Fee
TUBERCULOSIS CLINIC				
Isoniazid	Cost for Tuberculosis Medication	Cost	Each	Fee
Ethambutol	Cost for Tuberculosis Medication	Cost	Each	Fee
Rifampin	Cost for Tuberculosis Medication	Cost	Each	Fee
Pyrazinamide	Cost for Tuberculosis Medication	Cost	Each	Fee
Pyridoxine	Cost for Tuberculosis Medication	Cost	Each	Fee
Ciprofloxacin	Cost for Tuberculosis Medication	Cost	Each	Fee
Levofloxacin	Cost for Tuberculosis Medication	Cost	Each	Fee
Rifabutin	Cost for Tuberculosis Medication	Cost	Each	Fee
TB Class B Immigrant Evaluation and Documentation Completion	Assessment of immigrant; documentation completion	175.00	Each	Fee
Sputum Induction	Procedure to assist patient with production of sputum specimens.	23.5	Each	Fee
Chest X-ray Clients who bring own X-ray (Radiology Reading)	Reading of chest x-ray by radiologist for health evaluation purposes.	25.45	Visit	Fee
Chest X-ray - Single View	Cost of x-ray.	\$58.00	X-Ray	Fee
Chest X-ray - Two Views	Cost of x-ray.	\$73.00	X-Ray	Fee
Copy of Chest X-Ray	Digital copy of Chest X-Ray on CD	11.25	Each copy	Fee
Copy of Chest X-ray Report	Cost to reproduce a chest x-ray report.	11.25	Copy	Fee
Copy of Discharge Card	Cost to reproduce a tuberculosis discharge card.	11.25	Copy	Fee

MASTER FEES AND CHARGES SCHEDULE

DEPARTMENT: HEALTH & HUMAN SERVICES				
Fee Name	Description	Fee	Per	Type
TUBERCULOSIS CLINIC				
Directly Observed Therapy (DOT) Visit	Directly observed administration of medication to ensure patients adhere to treatment for tuberculosis.	Medi-Cal Rate + 10%	Per Visit	Fee
HIV TESTING, COUNSELING AND REFERRAL (HIV-CTR) SERVICES & HCC (HIV CARE COORDINATION)				
HIV Care Coordination Clinic Fees	Fee charges are in accordance with the Early Intervention fee schedule as established by the State of California, Department of Health Services, on a sliding scale.	\$0 - \$107	Visit	Fee
Anonymous HIV Testing and Counseling Clinic Visit	Comprehensive HIV testing and counseling services; Results will be anonymous	0	Visit	Fee
Confidential HIV Testing and Counseling Clinic Visit	Comprehensive HIV testing and counseling services	11.9	Visit	Fee
Court Ordered HIV Testing and Counseling Clinic Visit	Court ordered HIV testing and counseling services	42.30	Visit	Fee
Copy of HIV Test Results	Cost to reproduce a HIV Test Result	11.25	Copy	Fee
MENTAL HEALTH SERVICES				
Psychiatric Diagnostic Evaluation	A psychiatric evaluation with a focus on taking history and making a diagnostic assessment. (90791)	Medicare Rate + 10%	Visit	Fee
Psychiatric Diagnostic Evaluation with Medical Services	A psychiatric evaluation with a focus on taking history and making a diagnostic assessment in addition to providing medical services. (90792)	Medicare Rate + 10%	Visit	Fee
Psychotherapy, 30 minutes	A psychotherapy session with a duration between 16 to 37 minutes. (90832)	Medicare Rate + 10%	Visit	Fee
Psychotherapy, 30 minutes (Add-On)	Additional charge for a psychotherapy session with a duration between 16 to 37 minutes in addition to an office/patient visit. (90833)	Medicare Rate + 10%	Visit	Fee
Psychotherapy, 45 minutes	A psychotherapy session with a duration between 38 to 52 minutes. (90834)	Medicare Rate + 10%	Visit	Fee
Psychotherapy, 45 minutes (Add-On)	Additional charge for a psychotherapy session with a duration between 38 to 52 minutes in addition to an office/patient visit. (90836)	Medicare Rate + 10%	Visit	Fee
Psychotherapy, 60 minutes	A psychotherapy session with a duration 53 minutes or longer. (90837)	Medicare Rate + 10%	Visit	Fee
Psychotherapy, 60 minutes (Add-On)	Additional charge for a psychotherapy session with a duration between 53 minutes or longer in addition to an office/patient visit. (90838)	Medicare Rate + 10%	Visit	Fee
Psychotherapy, Family	A psychotherapy session for a patient and their family. The family is part of the patient evaluation and treatment process. (90847)	Medicare Rate + 10%	Visit	Fee
Psychotherapy, Group	A psychotherapy session for a non-family group. (90853)	Medicare Rate + 10%	Person per visit	Fee

MASTER FEES AND CHARGES SCHEDULE

DEPARTMENT: HEALTH & HUMAN SERVICES				
Fee Name	Description	Fee	Per	Type
MENTAL HEALTH SERVICES				
Psychotherapy: Interactive Complexity (Add-On)	Additional charge when services involve factors that increase the complexity of the psychotherapy session. An example would be involvement of family members or other third parties in the visit. (90785)	Medicare Rate + 10%	Visit	Fee
Psychotherapy for Crisis, 60 minutes	A psychotherapy session with a duration of up to 60 minutes requiring urgent assessment and history of the crisis state and a mental status exam. The presenting problem must be life threatening or require immediate attention. (90839)	Medicare Rate + 10%	Visit	Fee
Psychotherapy for Crisis, additional 30 minutes	Additional charge for each additional 30 minutes of crisis psychotherapy. (90840)	Medicare Rate + 10%	Additional 30 minutes	Fee
Health and Behavior Assessment, Initial	An initial assessment to determine the biological, psychological, and social factors affecting the patient's physical health and any treatment problems. (96150)	Medicare Rate + 10%	Visit	Fee
Health and Behavior Assessment, Re-Assessment	A re-assessment of the patient to evaluate their condition and determine the need for further treatment. (96151)	Medicare Rate + 10%	Visit	Fee
Health and Behavior Intervention, Individual	An intervention service provided to modify the psychological, behavioral, cognitive, and social factors affecting the patient's physical health and well-being. (96152)	Medicare Rate + 10%	Visit	Fee
DIABETES SELF-MANAGEMENT TRAINING SERVICES				
Diabetes Self-Management Training, Individual	An initial individual outpatient training session on diabetes self-management. (G0108)	Medicare + 10%	30 minutes	Fee
Diabetes Self-Management Training, Group	A group outpatient training session on diabetes self-management. (G0109)	Medicare + 10%	30 minutes per person	Fee
VITAL STATISTICS				
Fees charged are in accordance with the Vital Statistics fee schedule as established by the Department of Health Services, Office of the State Registrar of Vital Statistics.				
Expedited Birth Certificate Registration	Cost for priority processing of a birth record.	\$34.90 + cost of certificate + expedited certificate fee	Each	Fee
Expedited Copies of Birth Certificates	Fee for rush services of birth certificates	\$22.00+ cost of certificate	Copy	Fee
Emergency Weekend Filing of Death Certificates	Emergency Weekend Filing of Death Certificates	120.00	per filing	Fee
Letters of Noncontagious Disease for Ship Out of Human Remains	Certified letter establishing that the cause of death was not from a contagious disease when transporting human remains across state lines or to a foreign country.	24.20	Each	Fee

MASTER FEES AND CHARGES SCHEDULE

DEPARTMENT: HEALTH & HUMAN SERVICES				
Fee Name	Description	Fee	Per	Type
RECORD VALIDATION/DUPLICATION				
Medical Record Duplication	Cost to duplicate a medical record.	\$22.80 + \$0.30/pg	Record	Fee
Medical Clinic-Medical Summary	Cost to provide a summary report of a med record/chart.	30.80	Each	Fee
MISCELLANEOUS SERVICES				
Health Education Materials	Cost to provide materials.	Actual Cost	Each	Fee
Continuing Education Units - Certification	Per Session for administrative processes	Actual Cost	Session	Fee
Court Ordered Health Education Classes	Cost to attend class.	46.10	Each	Fee
MISCELLANEOUS FEES				
Responsible Cannabis Vending (RCV) Fee	Fee to train adult use cannabis dispensaries on responsible vending.	\$262	Person	Fee
FACILITY RENTAL FEES				
Not-for-Profit Groups	Room rental fee - 2-hour minimum	\$33.55	Hour	Fee
For-Profit Groups	Room rental fee - 2-hour minimum	\$48.60	Hour	Fee
Maintenance Fee, up to 30 people	Cost to provide maintenance services.	\$40.50	Each Reservation	Fee
Maintenance Fee, 30+ people or two rooms	Cost to provide maintenance services.	\$53	Each Reservation	Fee
Weekend and Evening Premium - First 4 Hours	Room rental fee - additional cost to cover maintenance services outside of normal business hours	\$85	Up to 4 Hours	Fee
Weekend and Evening Premium - Additional Hours	Room rental fee - additional cost to cover maintenance services outside of normal business hours	\$26.60	Hour Thereafter	Fee
Special Services	Language Interpretation, Equipment, etc.	Actual Cost	Service	Fee
HMIS USER FEES				
Homeless Management Information System				
HMIS New User Setup Fee	Fee for initial setup/training of HMIS User for the Homeless Management Information System (HMIS)	Cost	User	Fee
HMIS User License	Annual fee for user licenses, technical support, and training for users of the Homeless Management Information System (HMIS)	Cost	User	Fee
HMIS Advance Reporting Tool Viewer License	Annual fee for Advance Reporting Tool (ART) Viewer licenses, technical support, and training for the Homeless Management Information System (HMIS)	Cost	User	Fee

MASTER FEES AND CHARGES SCHEDULE

DEPARTMENT: LIBRARY SERVICES				
Fee Name	Description	Fee	Per	Type
SPECIALIZED SERVICES AND LOAN OF COLLECTION MATERIALS				
Interlibrary Loan (ILL) Request	Library customer is charged a fee for each Interlibrary Loan material request; additional charge for postage and any fee(s) imposed by the lending library	\$5	Each request plus postage and lending library fees	Fee
Research Request	Library customer is charged a fee for research conducted by Library staff	62.00	Per hour; \$62.00 minimum	Fee
Obituary Search (Extensive Search will be billed as a Research Request)	Library customer is charged a fee for an Obituary search conducted by Library staff	22.00	Per Search	Fee
Commercial or For-Profit Use of Collection (news broadcast, documentary, newspaper article, or similar work)	Library customer is charged a use fee for the commercial or for-profit use of images from the Long Beach Collection to be used in a news broadcast, documentary, newspaper article, or similar work	\$150	Per image, per use	Fee
PRINTING AND REPRODUCTION FEES				
Photocopy or Computer Print - Black and White	Library customer is charged a per page fee to purchase a black and white photocopy or computer-generated print-out	\$0.15	Per page	Fee
Photocopy or Computer Print - Color	Library customer is charged a per page fee to purchase a color photocopy or computer-generated print-out	\$0.50	Per page	Fee
Reproduction of Collection Photographs; reproduction of any size (including B&W and color)	Library customer is charged a fee for the purchase of a Collection photo for personal or non-profit educational use.	Cost to Reproduce	Each	Fee
Scanned Photos (Digital Images) for personal or non-profit educational use.	Library customer is charged a fee for the purchase of a scanned photo image for personal or non-profit educational use.	55.00	Per image	Fee
FINES AND PENALTIES				
Returned Check	Library customer is charged when a check written to the Library has been returned from the bank/financial institution plus the amount of the check	\$35	Each (plus amount of check)	Penalty
Replacement Library Card - Adult	Library customer is charged to replace a lost Library card	\$2	Each	Penalty
Replacement Library Card - Youth	Library customer (youth only) is charged to replace lost Library card	\$0.50	Each	Penalty

MASTER FEES AND CHARGES SCHEDULE

DEPARTMENT: LIBRARY SERVICES				
Fee Name	Description	Fee	Per	Type
Lost or Damaged Books, Media, or Library Equipment/Property	Library customer is charged the replacement cost for any book, media, or equipment checked out or borrowed that is lost, returned damaged or with parts/items missing, including damaged barcode and/or RFID tag on any form of material, damaged book binding, or anything too damaged to circulate.	Cost to Replace		Penalty
Overdue Books, Pamphlets, Periodicals, and Audio Materials (Adult Materials)	Library customer is charged a fine per item, per day for overdue adult materials, i.e. books, pamphlets, periodicals, and audio materials	\$0.35	Per item per day	Penalty
Overdue Books, Pamphlets, Periodicals, and Audio Materials (Young Adult Materials)	Library customer is charged a fine per item, per day for overdue young adult materials, i.e. books, pamphlets, periodicals, and audio materials	\$0.15	Per item per day	Penalty
Overdue Books, Pamphlets, Periodicals, and Audio Materials Juvenile (Children's) Materials	Library customer is charged a fine per item, per day for overdue Juvenile (Children's) materials, i.e. books, pamphlets, periodicals, and audio materials	\$0.15	Per item per day	Penalty
Overdue Interlibrary Loan Materials	Library customer is charged per item, per day fine for overdue interlibrary loan materials	\$2	Per item, per day	Penalty
Overdue Video DVD	Library customer is charged a fine for overdue video DVDs	\$1	Per day up to actual cost	Penalty
Collections Fee	Library customer is charged for costs related to the collection/retrieval of Library materials or recovery of outstanding accounts	\$20	Collection Costs	Penalty
Books, media, and/or materials placed on hold and not picked up	Library customer is charged a penalty for books, media, and/or materials placed on hold and not picked up	\$1	Each	Penalty
LIBRARY EDUCATIONAL AND TECHNICAL EQUIPMENT FEES				
Extended Use of Loaned Portable Technology Devices (more than one hour)	Library customer is charged a fine for extended use of loaned portable technology devices (more than one hour), within Library only.	10.00	For each additional 30 minutes of use	Penalty
Repair or Replacement of Technology Devices	Library customer is charged actual cost of repair or replacement of technology devices. This includes staff time required to replace, repair, or restore the product to the standard library configuration.	Cost to repair or replace	Each	Penalty
RENTAL OF LIBRARY ROOMS AND MEETING AREA				
Michelle Obama Large Meeting Room - During non-Library Hours	Additional security charge required.	80.00	Per Hour	Rent

MASTER FEES AND CHARGES SCHEDULE

DEPARTMENT: LIBRARY SERVICES				
Fee Name	Description	Fee	Per	Type
Michelle Obama Large Meeting Room - During Library Hours		60.00	Per hour	Rent
Facility Rental Application Fee	The application fee is non-refundable but applies toward rental fees. All rentals of facilities are for a two-hour minimum.	60	Per Event	Fee
Main Library Meeting Room - During Library Hours		60	Per Hour	Rent
Main Library Meeting Room - During non-Library Hours	Additional security charge required.	80	Per Hour	Rent
Main Library Kitchenette - Available only with Rental of Meeting Room		60	Per Hour	Rent
Neighborhood Library Kitchen - Available only with Rental of Meeting Room, if applicable		60	Per Hour	Rent
Neighborhood Library Auditoriums/ Community Room - During Library Hours		60	Per Hour	Rent
Main Library - Technical Assistance		100	Per Hour	Fee
Extraordinary Set-up/Tear-down		35	Per Hour	Fee
LIBRARY EQUIPMENT FEES				
ALL EQUIPMENT MUST BE USED AT A LIBRARY SITE				
Damaged/Lost Equipment Replacement Fee	Charge to replace Library equipment damaged or lost due to use at events. Plus \$25 Administrative fee.	Cost to replace plus \$25 administrative fee	Each	Penalty
LIBRARY EQUIPMENT RENTAL - NON-AUDIO/VISUAL				
Library customer is charged a fee for the rental of non-audio/visual equipment, which must be used at a library site				
Security Charge for Non-library Hours	15 min. increments.	100	Per Hour	Fee
LIBRARY EQUIPMENT RENTAL - AUDIO/VISUAL				
Library customer is charged a fee for the rental of audio/visual equipment, which must be used at a library site				
Microphone (w/Podium rental)		25	Per Event	Rent
DVD Player		25	Per Event	Rent
Projector Screen		11	Per Event	Rent

MASTER FEES AND CHARGES SCHEDULE

DEPARTMENT: LIBRARY SERVICES				
Fee Name	Description	Fee	Per	Type
LIBRARY EQUIPMENT RENTAL - AUDIO/VISUAL				
Mounted LCD Projector w/ remote		25	Per Event	Rent

MASTER FEES AND CHARGES SCHEDULE

DEPARTMENT: LONG BEACH AIRPORT				
Fee Name	Description	Fee	Per	Type
Aircraft Parking Fee - Uncovered - 4 hours 0-35 total feet wing span	These rates shall be paid for the parking of aircraft on open areas of the Airport. Airport parking areas are designated by the Airport Director and prior approval is required. No parking charges for uncovered parking shall be assessed against aircraft owned and operated by the United States of America, or any state, county, or city while said aircraft is located at the Airport on documented official government business.	\$5.00	0 - 35 feet total wing span/every 4 hours or fraction thereof	Fee
Aircraft Parking Fee - Uncovered - 4 hours 36-40 total feet wing span	These rates shall be paid for the parking of aircraft on open areas of the Airport. Airport parking areas are designated by the Airport Director and prior approval is required. No parking charges for uncovered parking shall be assessed against aircraft owned and operated by the United States of America, or any state, county, or city while said aircraft is located at the Airport on documented official government business.	\$10.00	36 - 40 feet total wing span/every 4 hours or fraction thereof	Fee
Aircraft Parking Fee - Uncovered - 4 Hours 41-45 total feet wing span	These rates shall be paid for the parking of aircraft on open areas of the Airport. Airport parking areas are designated by the Airport Director and prior approval is required. No parking charges for uncovered parking shall be assessed against aircraft owned and operated by the United States of America, or any state, county, or city while said aircraft is located at the Airport on documented official government business.	\$19.00	41 - 45 feet total wing span/every 4 hours or fraction thereof	Fee
Aircraft Parking Fee - Uncovered - 4 hours 46-50 total feet wing span	These rates shall be paid for the parking of aircraft on open areas of the Airport. Airport parking areas are designated by the Airport Director and prior approval is required. No parking charges for uncovered parking shall be assessed against aircraft owned and operated by the United States of America, or any state, county, or city while said aircraft is located at the Airport on documented official government business.	\$22.00	46 - 50 feet total wing span/every 4 hours or fraction thereof	Fee

MASTER FEES AND CHARGES SCHEDULE

DEPARTMENT: LONG BEACH AIRPORT				
Fee Name	Description	Fee	Per	Type
Aircraft Parking Fee - Uncovered - 4 hours 51-75 total feet wing span	These rates shall be paid for the parking of aircraft on open areas of the Airport. Airport parking areas are designated by the Airport Director and prior approval is required. No parking charges for uncovered parking shall be assessed against aircraft owned and operated by the United States of America, or any state, county, or city while said aircraft is located at the Airport on documented official government business.	\$25.00	51 - 75 feet total wing span/every 4 hours or fraction thereof	Fee
Aircraft Parking Fee - Uncovered - 4 hours 76-100 total feet wing span	These rates shall be paid for the parking of aircraft on open areas of the Airport. Airport parking areas are designated by the Airport Director and prior approval is required. No parking charges for uncovered parking shall be assessed against aircraft owned and operated by the United States of America, or any state, county, or city while said aircraft is located at the Airport on documented official government business.	\$77.00	76 - 100 feet total wing span/every 4 hours or fraction thereof	Fee
Aircraft Parking Fee - Uncovered - 4 hours 101-125 total feet wing span	These rates shall be paid for the parking of aircraft on open areas of the Airport. Airport parking areas are designated by the Airport Director and prior approval is required. No parking charges for uncovered parking shall be assessed against aircraft owned and operated by the United States of America, or any state, county, or city while said aircraft is located at the Airport on documented official government business.	\$104.00	101 - 125 feet total wing span/every 4 hours or fraction thereof	Fee
Aircraft Parking Fee - Uncovered - 4 hours 126-150 total feet wing span	These rates shall be paid for the parking of aircraft on open areas of the Airport. Airport parking areas are designated by the Airport Director and prior approval is required. No parking charges for uncovered parking shall be assessed against aircraft owned and operated by the United States of America, or any state, county, or city while said aircraft is located at the Airport on documented official government business.	\$150.00	126 - 150 feet total wing span/every 4 hours or fraction thereof	Fee

MASTER FEES AND CHARGES SCHEDULE

DEPARTMENT: LONG BEACH AIRPORT				
Fee Name	Description	Fee	Per	Type
Aircraft Parking Fee - Uncovered - 4 hours 151-200 total feet wing span	These rates shall be paid for the parking of aircraft on open areas of the Airport. Airport parking areas are designated by the Airport Director and prior approval is required. No parking charges for uncovered parking shall be assessed against aircraft owned and operated by the United States of America, or any state, county, or city while said aircraft is located at the Airport on documented official government business.	\$160.00	151 - 200 feet total wing span/every 4 hours or fraction thereof	Fee
Aircraft Parking Fee - Uncovered - Daily 151-200 total feet wing span	These rates shall be paid for the parking of aircraft on open areas of the Airport. Airport parking areas are designated by the Airport Director and prior approval is required. No parking charges for uncovered parking shall be assessed against aircraft owned and operated by the United States of America, or any state, county, or city while said aircraft is located at the Airport on documented official government business.	\$960.00	151 - 200 feet total wing span/daily	Fee
Aircraft Parking Fee - Uncovered - Monthly 151-200 total feet wing span	These rates shall be paid for the parking of aircraft on open areas of the Airport. Airport parking areas are designated by the Airport Director and prior approval is required. No parking charges for uncovered parking shall be assessed against aircraft owned and operated by the United States of America, or any state, county, or city while said aircraft is located at the Airport on documented official government business.	\$19,296.00	151 - 200 feet total wing span/Monthly	Fee
Aircraft Parking Fee - Uncovered - 4 hours above 200 feet total wing span	These rates shall be paid for the parking of aircraft on open areas of the Airport. Airport parking areas are designated by the Airport Director and prior approval is required. No parking charges for uncovered parking shall be assessed against aircraft owned and operated by the United States of America, or any state, county, or city while said aircraft is located at the Airport on documented official government business.	\$250.00	above 200 feet total wing span/every 4 hours or fraction thereof	Fee
Courtesy Vehicle Per Trip Fee Clean Air Vehicle 25% Fleet	Fee for each pick-up and/or drop-off of passenger(s) on the Long Beach Airport premises by permitted Courtesy Vehicle whose fleet consists of at least 25% Clean Air or alternative fuel vehicles.	\$ 1.13	per pick-up and/or per drop-off	Fee

MASTER FEES AND CHARGES SCHEDULE

DEPARTMENT: LONG BEACH AIRPORT				
Fee Name	Description	Fee	Per	Type
Courtesy Vehicle Per Trip Fee Clean Air Vehicle 50% Fleet	Fee for each pick-up and/or drop-off of passenger(s) on the Long Beach Airport premises by permitted Courtesy Vehicle whose fleet consists of at least 50% Clean Air or alternative fuel vehicles.	\$ 0.75	per pick-up and/or per drop-off	Fee
Courtesy Vehicle Per Trip Fee Clean Air Vehicle 75% Fleet	Fee for each pick-up and/or drop-off of passengers(s) on the Long Beach Airport premises by permitted Courtesy Vehicle whose fleet consists of at least 75% Clean Air or alternative fuel vehicles and has at least five vehicles total.	\$ 0.38	per pick-up and/or per drop-off	Fee
AIRLINE FEES				
Includes: Landing Fees, Gate Use Fees, Apron Parking Fees, Common Use Fees and Terminal Space Charges. These costs are used to calculate the cost per enplaned passenger.				
Landing Fees, 7:00 AM - 10:00 PM	All aircraft certificated under Federal Aviation Regulations (FAR) Part 121 or 125, or certified under FAR Part 135 (if such Part 135 operations are on a scheduled basis of 5 or more landings per week) conducting commercial landings at Long Beach Airport shall pay a landing fee based on the Gross Certified Landing Weight of the aircraft. For purposes of this Resolution, a commercial landing is defined as any landing where an aircraft is carrying persons or cargo for hire, compensation or reward or will do so in its next subsequent departure.	4.70	1000 lbs. Gross Certified Landing Weight	Fee
Landing Fees, 10:00 PM - 7:00 AM	All aircraft certificated under Federal Aviation Regulations (FAR) Part 121 or 125, or certified under FAR Part 135 (if such Part 135 operations are on a scheduled basis of 5 or more landings per week) conducting commercial landings at Long Beach Airport shall pay a landing fee based on the Gross Certified Landing Weight of the aircraft. For purposes of this Resolution, a commercial landing is defined as any landing where an aircraft is carrying persons or cargo for hire, compensation or reward or will do so in its next subsequent departure.	\$9.89	1000 lbs. Gross Certified Landing Weight	Fee

MASTER FEES AND CHARGES SCHEDULE

DEPARTMENT: LONG BEACH AIRPORT				
Fee Name	Description	Fee	Per	Type
Diverted landings	Any scheduled commercial carrier diverted from landing at Long Beach Airport between 10:00 PM and 7:00 AM shall be credited for incremental expenses (over and above costs which would have been incurred at the Long Beach Airport) incurred for aircraft handling, airport use and facility fees, and fees incurred in transporting enplaning and deplaning passengers between Long Beach Airport and an authorized alternate airport. In order to qualify such incremental costs for a credit against Airport-related rents/fees owed the City of Long Beach, such expenditures must be consistent with a schedule of rates/charges which has been pre-approved by the Airport Director. Passengers on any qualified commercial carrier diverted from Long Beach Airport shall be eligible for a voucher for credit on their parking charges at Long Beach Airport's parking lots.			Fee
Terminal Building Gate Use Fee	All aircraft using the Airport Terminal Building apron for the enplanement or deplanement of passengers or cargo shall pay a fee for each flight which makes use of said facilities.	\$1.41	1000 lbs. Gross Certified Landing Weight	Fee
Security Surcharge	Uses that require the presence of a Law Enforcement Officer (LEO) will be charged this Fee. Such uses include ramp safety enforcement during enplaning and/or deplaning of passengers, escorting of aircraft and vehicles between locations and standing by for filming and special events.	Cost recovery rate	Hour, or portion thereof	Fee
Common Use Charges	Common use areas include the boarding lounges, concourse, baggage claim areas and public areas of the terminal. The Common Use Charge shall be computed on the depreciation, utilities, custodial and maintenance services for the common use areas. Common Use Charges shall be assessed on all airlines which use the common areas at a per enplaned passenger rate calculated by the Airport Director. The calculation shall be based on actual expenses for common use areas, and number of airlines and flight activity at the Long Beach Airport.	\$3.85	Enplaned Passenger	Fee
AIRCRAFT PARKING				

MASTER FEES AND CHARGES SCHEDULE

DEPARTMENT: LONG BEACH AIRPORT				
Fee Name	Description	Fee	Per	Type
AIRCRAFT PARKING				
Terminal Building Apron Parking Fee	Any aircraft which is parked on the Terminal Building apron and not engaged in the enplanement or deplanement of passengers or cargo or which remains overnight, shall obtain prior approval and pay apron parking fees.	1.17	1000 lbs. Gross Certified Landing Weight	Fee
Aircraft Parking Fee - Uncovered - Daily 0-35 total feet wing span	These rates shall be paid for the parking of aircraft on open areas of the Airport. Airport parking areas are designated by the Airport Director and prior approval is required. No parking charges for uncovered parking shall be assessed against aircraft owned and operated by the United States of America, or any state, county, or city while said aircraft is located at the Airport on documented official government business.	\$30	0 - 35 feet total span/Daily	Fee
Aircraft Parking Fee - Uncovered - Monthly 0-35 total feet wing span	These rates shall be paid for the parking of aircraft on open areas of the Airport. Airport parking areas are designated by the Airport Director and prior approval is required. No parking charges for uncovered parking shall be assessed against aircraft owned and operated by the United States of America, or any state, county, or city while said aircraft is located at the Airport on documented official government business.	\$603.00	0 - 35 feet total wing span/Monthly	Fee
Aircraft Parking Fee - Uncovered - Daily 36-40 feet total wing span	These rates shall be paid for the parking of aircraft on open areas of the Airport. Airport parking areas are designated by the Airport Director and prior approval is required. No parking charges for uncovered parking shall be assessed against aircraft owned and operated by the United States of America, or any state, county, or city while said aircraft is located at the Airport on documented official government business.	\$60.00	36 - 40 feet total wing span/Daily	Fee
Aircraft Parking Fee - Uncovered - Monthly 36-40 feet total wing span	These rates shall be paid for the parking of aircraft on open areas of the Airport. Airport parking areas are designated by the Airport Director and prior approval is required. No parking charges for uncovered parking shall be assessed against aircraft owned and operated by the United States of America, or any state, county, or city while said aircraft is located at the Airport on documented official government business.	\$1,206.00	36 - 40 feet total wing span/Monthly	Fee

MASTER FEES AND CHARGES SCHEDULE

DEPARTMENT: LONG BEACH AIRPORT				
Fee Name	Description	Fee	Per	Type
AIRCRAFT PARKING				
Aircraft Parking Fee - Uncovered - Daily 41-45 feet total wing span	These rates shall be paid for the parking of aircraft on open areas of the Airport. Airport parking areas are designated by the Airport Director and prior approval is required. No parking charges for uncovered parking shall be assessed against aircraft owned and operated by the United States of America, or any state, county, or city while said aircraft is located at the Airport on documented official government business.	\$114.00	41 - 45 feet total wing span/Daily	Fee
Aircraft Parking Fee - Uncovered - Monthly 41-45 feet total wing span	These rates shall be paid for the parking of aircraft on open areas of the Airport. Airport parking areas are designated by the Airport Director and prior approval is required. No parking charges for uncovered parking shall be assessed against aircraft owned and operated by the United States of America, or any state, county, or city while said aircraft is located at the Airport on documented official government business.	\$2,291.40	41 - 45 feet total wing span/Monthly	Fee
Aircraft Parking Fee - Uncovered - Daily 46-50 feet total wing span	These rates shall be paid for the parking of aircraft on open areas of the Airport. Airport parking areas are designated by the Airport Director and prior approval is required. No parking charges for uncovered parking shall be assessed against aircraft owned and operated by the United States of America, or any state, county, or city while said aircraft is located at the Airport on documented official government business.	\$132.00	46 - 50 feet total wing span/Daily	Fee
Aircraft Parking Fee - Uncovered - Monthly 46-50 feet total wing span	These rates shall be paid for the parking of aircraft on open areas of the Airport. Airport parking areas are designated by the Airport Director and prior approval is required. No parking charges for uncovered parking shall be assessed against aircraft owned and operated by the United States of America, or any state, county, or city while said aircraft is located at the Airport on documented official government business.	\$2,653.20	46 - 50 feet total wing span/Monthly	Fee

MASTER FEES AND CHARGES SCHEDULE

DEPARTMENT: LONG BEACH AIRPORT				
Fee Name	Description	Fee	Per	Type
AIRCRAFT PARKING				
Aircraft Parking Fee - Uncovered - Daily 51-75 feet total wing span	These rates shall be paid for the parking of aircraft on open areas of the Airport. Airport parking areas are designated by the Airport Director and prior approval is required. No parking charges for uncovered parking shall be assessed against aircraft owned and operated by the United States of America, or any state, county, or city while said aircraft is located at the Airport on documented official government business.	\$150.00	51 - 75 feet total wing span/Daily	Fee
Aircraft Parking Fee - Uncovered - Monthly 51-75 feet total wing span	These rates shall be paid for the parking of aircraft on open areas of the Airport. Airport parking areas are designated by the Airport Director and prior approval is required. No parking charges for uncovered parking shall be assessed against aircraft owned and operated by the United States of America, or any state, county, or city while said aircraft is located at the Airport on documented official government business.	\$3,015.00	51 - 75 feet total wing span/Monthly	Fee
Aircraft Parking Fee - Uncovered - Daily 76-100 feet wing span	These rates shall be paid for the parking of aircraft on open areas of the Airport. Airport parking areas are designated by the Airport Director and prior approval is required. No parking charges for uncovered parking shall be assessed against aircraft owned and operated by the United States of America, or any state, county, or city while said aircraft is located at the Airport on documented official government business.	\$462.00	76 - 100 feet total wing span/Daily	Fee
Aircraft Parking Fee - Uncovered - Monthly 76-100 feet wing span	These rates shall be paid for the parking of aircraft on open areas of the Airport. Airport parking areas are designated by the Airport Director and prior approval is required. No parking charges for uncovered parking shall be assessed against aircraft owned and operated by the United States of America, or any state, county, or city while said aircraft is located at the Airport on documented official government business.	\$9,286.20	76 - 100 feet total wing span/Monthly	Fee

MASTER FEES AND CHARGES SCHEDULE

DEPARTMENT: LONG BEACH AIRPORT				
Fee Name	Description	Fee	Per	Type
AIRCRAFT PARKING				
Aircraft Parking Fee - Uncovered - Daily 101-125 feet total wing span	These rates shall be paid for the parking of aircraft on open areas of the Airport. Airport parking areas are designated by the Airport Director and prior approval is required. No parking charges for uncovered parking shall be assessed against aircraft owned and operated by the United States of America, or any state, county, or city while said aircraft is located at the Airport on documented official government business.	\$624.00	101 - 125 feet total wing span/Daily	Fee
Aircraft Parking Fee - Uncovered - Monthly 101-125 feet total wing span	These rates shall be paid for the parking of aircraft on open areas of the Airport. Airport parking areas are designated by the Airport Director and prior approval is required. No parking charges for uncovered parking shall be assessed against aircraft owned and operated by the United States of America, or any state, county, or city while said aircraft is located at the Airport on documented official government business.	\$12,542.00	101 - 125 feet total wing span/Monthly	Fee
Aircraft Parking Fee - Uncovered - Daily 126-150 feet total wing span	These rates shall be paid for the parking of aircraft on open areas of the Airport. Airport parking areas are designated by the Airport Director and prior approval is required. No parking charges for uncovered parking shall be assessed against aircraft owned and operated by the United States of America, or any state, county, or city while said aircraft is located at the Airport on documented official government business.	\$900.00	126 - 150 feet total wing span/Daily	Fee
Aircraft Parking Fee - Uncovered - Monthly 126-150 feet total wing span	These rates shall be paid for the parking of aircraft on open areas of the Airport. Airport parking areas are designated by the Airport Director and prior approval is required. No parking charges for uncovered parking shall be assessed against aircraft owned and operated by the United States of America, or any state, county, or city while said aircraft is located at the Airport on documented official government business.	\$18,090.00	126 - 150 feet total wing span/Monthly	Fee

MASTER FEES AND CHARGES SCHEDULE

DEPARTMENT: LONG BEACH AIRPORT				
Fee Name	Description	Fee	Per	Type
AIRCRAFT PARKING				
Aircraft Parking Fee - Uncovered - Daily above 200 feet total wing span	These rates shall be paid for the parking of aircraft on open areas of the Airport. Airport parking areas are designated by the Airport Director and prior approval is required. No parking charges for uncovered parking shall be assessed against aircraft owned and operated by the United States of America, or any state, county, or city while said aircraft is located at the Airport on documented official government business.	\$1,500.00	Above 200 feet total wing span/Daily	Fee
Aircraft Parking Fee - Uncovered - Monthly above 200 feet total wing span	These rates shall be paid for the parking of aircraft on open areas of the Airport. Airport parking areas are designated by the Airport Director and prior approval is required. No parking charges for uncovered parking shall be assessed against aircraft owned and operated by the United States of America, or any state, county, or city while said aircraft is located at the Airport on documented official government business.	\$30,150.00	Above 200 feet total wing span/Monthly	Fee
TERMINAL SPACE CHARGES				
Terminal Space Charges - Hourly Use (All Areas)	The Airport Director, as designee of the City Manager, is hereby authorized to issue Commercial Use Permits to any person or entity for use of designated portions of the Airport Terminal in connection with the operation of an approved service. Hourly operations shall incur the applicable terminal space charges and utility charges for the defined area on an hourly prorated basis.	Varies (prorated on hourly basis)	per square foot, per hour	Rent
Terminal Space Charges - Ticket Counter Space	The Airport Director, as designee of the City Manager, is hereby authorized to issue Commercial Use Permits to any person or entity for use of designated portions of the Airport Terminal in connection with the operation of an approved service.	\$2.84	Square foot per month	Rent
Terminal Space Charges - Second Floor Office Space	The Airport Director, as designee of the City Manager, is hereby authorized to issue Commercial Use Permits to any person or entity for use of designated portions of the Airport Terminal in connection with the operation of an approved service.	\$2.84	Square foot, per month	Rent

MASTER FEES AND CHARGES SCHEDULE

DEPARTMENT: LONG BEACH AIRPORT				
Fee Name	Description	Fee	Per	Type
TERMINAL SPACE CHARGES				
Terminal Space Charges - Terminal Back Office Space	The Airport Director, as designee of the City Manager, is hereby authorized to issue Commercial Use Permits to any person or entity for use of designated portions of the Airport Terminal in connection with the operation of an approved service.	\$1.35	Square foot, per month	Rent
Terminal Space Charges - Terminal Basement Space	The Airport Director, as designee of the City Manager, is hereby authorized to issue Commercial Use Permits to any person or entity for use of designated portions of the Airport Terminal in connection with the operation of an approved service.	\$0.40	Square foot, per month	Rent
Terminal Space Charges - Terminal Ramp Storage Space	The Airport Director, as designee of the City Manager, is hereby authorized to issue Commercial Use Permits to any person or entity for use of designated portions of the Airport Terminal in connection with the operation of an approved service.	\$0.07	Square foot, per month	Rent
Terminal Space Charges - Ticket Counter Space (utilities)	The Airport Director, as designee of the City Manager, is hereby authorized to issue Commercial Use Permits to any person or entity for use of designated portions of the Airport Terminal in connection with the operation of an approved service.	\$0.48	Square foot, per month	Fee
Terminal Space Charge - Second Floor Office Space (utilities)	The Airport Director, as designee of the City Manager, is hereby authorized to issue Commercial Use Permits to any person or entity for use of designated portions of the Airport Terminal in connection with the operation of an approved service.	\$0.48	Square foot, per month	Fee
Terminal Space Charges - Terminal Back Office Space (utilities)	The Airport Director, as designee of the City Manager, is hereby authorized to issue Commercial Use Permits to any person or entity for use of designated portions of the Airport Terminal in connection with the operation of an approved service.	\$0.48	Square foot, per month	Fee
Terminal Space Charges - Terminal Basement Space (utilities)	The Airport Director, as designee of the City Manager, is hereby authorized to issue Commercial Use Permits to any person or entity for use of designated portions of the Airport Terminal in connection with the operation of an approved service.	\$0.15	Square foot, per month	Fee

MASTER FEES AND CHARGES SCHEDULE

DEPARTMENT: LONG BEACH AIRPORT				
Fee Name	Description	Fee	Per	Type
TERMINAL SPACE CHARGES				
Terminal Space Charges - Terminal Ramp Storage Space (utilities)	The Airport Director, as designee of the City Manager, is hereby authorized to issue Commercial Use Permits to any person or entity for use of designated portions of the Airport Terminal in connection with the operation of an approved service.	\$0.15	Square foot, per month	Fee
Terminal Space Rental - Conference Room	Hourly rental fee for the Airport Conference Space located on the second floor of the historic terminal building. Request for use of space is subject to approval of the Airport Director, or designee, and may be limited to specific hours, dates or activity.	\$50	per hour	Rent
AIRPORT - VEHICLE PARKING				
Vehicle Parking Fees - Parking Structure (Lot A)	Vehicle parking in Airport parking facilities	\$2	Hour (or portion thereof)	Rent
Vehicle Parking Fees - Parking Structure (Lot A) - Daily maximum (standard)	Vehicle parking in Airport parking facilities - Daily maximum (standard).	\$21	Day	Rent
Vehicle Parking Fees - Parking Structure (Lot A and Lot B) - "Parking Special"	Vehicle parking in Airport parking facilities - "Parking Special" rate range (not less than \$5.00/day up to \$35/day)	\$5 minimum up to \$35	Day	Rent
Vehicle Parking Fees - Parking Structure (Lot A) - Oversized vehicles	Vehicle parking in Airport parking facilities - Oversized vehicles that require more than one space shall pay the equivalent rate for the number of spaces occupied.	Equivalent hourly/daily rate for the number of spaces occupied	N/A	Rent
Vehicle Parking Fees - (Lot B)	Vehicle parking in Airport parking facilities	\$2	Hour (or portion thereof)	Rent
Vehicle Parking Fees - Parking (Lot B - New Parking Structure) - Daily maximum (standard)	Vehicle parking in Airport parking facilities - Daily maximum (standard).	19	Day	Rent
Vehicle Parking Fees - New Parking Structure (Lot B) - Oversized vehicles	Vehicle parking in Airport parking facilities - Oversized vehicles that require more than one space shall pay the equivalent rate for the number of spaces occupied.	Equivalent hourly/daily rate for the number of spaces occupied	N/A	Rent
Vehicle Parking Fees - Park and Ride Lot (Overflow)	Vehicle parking in Overflow parking location	\$2	Hour (or portion thereof)	Rent

MASTER FEES AND CHARGES SCHEDULE

DEPARTMENT: LONG BEACH AIRPORT				
Fee Name	Description	Fee	Per	Type
Vehicle Parking Fees - Park and Ride Lot (Overflow) - Daily maximum (standard)	Vehicle parking in Overflow parking location - Daily maximum (standard).	\$11	Day	Rent
Vehicle Parking Fees - Park and Ride Lot (Overflow) - "Parking Special" rate	Vehicle parking in Overflow parking location - "Parking Special" rate. (not less than \$3.00)	\$3 minimum	Day	Rent
Vehicle Parking Fees - Park and Ride Lot (Overflow) - Oversized vehicles	Vehicle parking in Airport overflow parking - Oversized vehicles that require more than one space shall pay the equivalent rate for the number of spaces occupied.	Equivalent hourly/daily rate for the number of spaces occupied	N/A	Rent
Monthly Permit Parking - Tenant employee	Vehicle parking in Airport parking facilities	\$20.00	Per space, per month	Rent
Monthly Parking Card - Tenant employee	Vehicle parking in Airport Parking Structures	\$40	per space, per month	Fee
Monthly Parking Card - Replacement Fee	Fee for the replacement of monthly parking cards issued to tenant employee.	\$25	per occurrence	Fee
On-site Rental Car Company Vehicle Storage Fee	Weekly Parking Fee for On-site Rental Car Company at Long Beach Airport that store vehicles in Airport Parking Lots.	\$20	per week, per space	Fee
Monthly Permit Parking - Tenant employee, Oversized vehicles	Vehicle parking in Airport parking facilities - Oversized vehicles that require more than one space shall pay the equivalent rate for the number of spaces occupied.	Equivalent monthly rate for the number of spaces occupied	N/A	Rent
Vehicle Parking Fees - Definition of Daily Rate	A day is 24 hours from the time of entry; a partial day is charged at the daily rate or portion thereof, whichever is less.			Rent
Vehicle Parking Fees - Definition of "Parking Special"	The City Manager is authorized to establish from time to time a "Parking Special" in order to provide discounted parking rates in accordance with the vehicle parking fee schedule established by this Schedule. Whether to institute or discontinue the "Parking Special" program is within the discretion of the City Manager based on the effectiveness, usage, parking demand and available capacity.			Rent

MASTER FEES AND CHARGES SCHEDULE

DEPARTMENT: LONG BEACH AIRPORT				
Fee Name	Description	Fee	Per	Type
Parking Validation - Airport Concessionaire	Airport Concessionaire(s) may validate to provide free parking in designated Airport facilities for a maximum of two hours, subject to a \$5.00 minimum purchase. Authorization to validate parking is subject to the prior written approval of the Airport Director. This authorization shall remain in effect until withdrawn by the Airport Director upon 10 days written notice to the Airport Concessionaire(s).			Rent
MISCELLANEOUS FEES				
COMMERCIAL USE PERMITS				
Commercial Use Permit - Filming of commercial motion pictures, commercial still photography or other uses requiring airside or landside escort (Airport Personnel)	The Airport Director, as designee of the City Manager, is hereby authorized to issue Commercial Use Permits to any person or entity for use of designated portions of the Airport in connection with the temporary use of Airport property. For purposes of security and escort, the Airport Director shall determine the classification of the escort provided.	Fee will vary depending on the job classification of the employee required to perform the task. The fee will be based on a full cost recovery basis per hour or portion thereof.	Occurrence	Rent
Commercial Use Permit - Filming of commercial motion pictures, commercial still photography or other uses requiring airside or landside escort (Airport Vehicle)	The Airport Director, as designee of the City Manager, is hereby authorized to issue Commercial Use Permits to any person or entity for use of designated portions of the Airport in connection with the temporary use of Airport property. For purposes of security and escort, the Airport Director shall determine the number of vehicles required.	Fee will be based on a full cost recovery basis per day or portion thereof. The Airport Manager shall determine the number of vehicles required.	Occurrence	Rent
Commercial Use Permit - Filming of commercial motion pictures, commercial still photography or other uses requiring airside or landside escort - Airside (cast/crew of 25 or less)	The Airport Director, as designee of the City Manager, is hereby authorized to issue Commercial Use Permits to any person or entity for use of designated portions of the Airport in connection with the temporary use of Airport property. This fee applies to activities requiring escort on the airside of the Airport and having a cast or crew of 25 or less. Activity in the Concourse is subject to an additional \$300 per hour surcharge.	\$400 (additional \$300 per hour for Concourse Area)	per hour, or portion thereof (additional \$300 per hour for Concourse Area)	Fee

MASTER FEES AND CHARGES SCHEDULE

DEPARTMENT: LONG BEACH AIRPORT				
Fee Name	Description	Fee	Per	Type
COMMERCIAL USE PERMITS				
Commercial Use Permit - Filming of commercial motion pictures, commercial still photography or other uses requiring airside or landside escort - Airside (cast/crew of 26 to 50)	The Airport Director, as designee of the City Manager, is hereby authorized to issue Commercial Use Permits to any person or entity for use of designated portions of the Airport in connection with the temporary use of Airport property. This fee applies to activities requiring escort on the airside of the Airport and having a cast or crew of 26 to 50. Activity in the Concourse is subject to an additional \$300 per hour surcharge.	\$600 (additional \$300 per hour for Concourse Area)	per hour, or portion thereof (additional \$300 per hour for Concourse Area)	Fee
Commercial Use Permit - Filming of commercial motion pictures, commercial still photography or other uses requiring airside or landside escort - Airside (cast/crew of more than 50)	The Airport Director, as designee of the City Manager, is hereby authorized to issue Commercial Use Permits to any person or entity for use of designated portions of the Airport in connection with the temporary use of Airport property. This fee applies to activities requiring escort on the airside of the Airport and having a cast or crew of more than 50. Activity in the Concourse is subject to an additional \$300 per hour surcharge.	\$850 (additional \$300 per hour for Concourse Area)	per hour, or portion thereof (additional \$300 per hour for Concourse Area)	Fee
Commercial Use Permit - Filming of commercial motion pictures, commercial still photography or other uses requiring airside or landside escort - Landside (cast/crew of 25 or less)	The Airport Director, as designee of the City Manager, is hereby authorized to issue Commercial Use Permits to any person or entity for use of designated portions of the Airport in connection with the temporary use of Airport property. This fee applies to activities requiring escort on the landside of the Airport and having a cast or crew of 25 or less.	\$300	per hour, or portion thereof	Fee
Commercial Use Permit - Filming of commercial motion pictures, commercial still photography or other uses requiring airside or landside escort - Landside (cast/crew of 26 to 50)	The Airport Director, as designee of the City Manager, is hereby authorized to issue Commercial Use Permits to any person or entity for use of designated portions of the Airport in connection with the temporary use of Airport property. This fee applies to activities requiring escort on the landside of the Airport and having a cast or crew of 26 to 50.	\$450	per hour, or portion thereof	Fee
Commercial Use Permit - Filming of commercial motion pictures, commercial still photography or other uses requiring airside or landside escort - Landside (cast/crew of more than 50)	The Airport Director, as designee of the City Manager, is hereby authorized to issue Commercial Use Permits to any person or entity for use of designated portions of the Airport in connection with the temporary use of Airport property. This fee applies to activities requiring escort on the landside of the Airport and having a cast or crew of more than 50.	\$600	per hour, or portion thereof	Fee

MASTER FEES AND CHARGES SCHEDULE

DEPARTMENT: LONG BEACH AIRPORT				
Fee Name	Description	Fee	Per	Type
COMMERCIAL USE PERMITS				
Commercial Use Permit - Mobile food catering vehicles (which offer services to the public)	The Airport Director, as designee of the City Manager, is hereby authorized to issue Commercial Use Permits to any person or entity for use of designated portions of the Airport in connection with the temporary use of Airport property.	\$250	Per vehicle, per month	Rent
Commercial Use Permit - Mobile aircraft detailing or other aircraft services provided by vehicles (which offer services to the public)	The Airport Director, as designee of the City Manager, is hereby authorized to issue Commercial Use Permits to any person or entity for use of designated portions of the Airport in connection with the temporary use of Airport property.	\$100	Per vehicle, per month	Rent
Reservation-Based Ground Transportation Permit	Annual fee for a ground transportation company to operate and pick-up at the Long Beach Airport. Applies to all reservation-based limousines, sedans, vans, shuttles, bus services and other charter-party carrier (TCP) vehicles.	Based on Fleet Size: 5 vehicles or fewer - \$100 6 to 10 vehicles - \$150 more than 10 vehicles - \$200	per permit per year (prorated on monthly basis)	Rent
Non-Reservation based Ground Transportation Permit	Annual fee for a ground transportation company to operate and pick-up at the Long Beach Airport. Applies to all "Free-call" (non-reservation) shuttle based pick-ups.	\$1,200	Each	Rent
Commercial Use Permit - Fuel Dispensing	No person shall deliver aviation fuel or lubricants to, or dispense such aviation fuel or lubricants from, at or upon the airport without first securing a written permit. This section shall not be applicable to the delivery or dispensing of aviation fuel or lubricants on property leased to any person by the city if the lease authorizes the lessee to deliver or dispense aviation fuel or lubricants on the leased premises.	\$100	Permit	Rent
Commercial Use Permit - Commercial Carrier operations	The Airport Director, as designee of the City Manager, is hereby authorized to issue Commercial Use Permits to any person or entity for use of designated portions of the Airport in connection with the temporary use of Airport property. For such purposes as Commercial Carrier Operations which access the terminal, terminal ramp areas or terminal gate areas, inclusive of scheduled flights, unscheduled flights, charter flights or unused slot flights, a Commercial Use Permit is required.	Various	Ongoing	Rent

MASTER FEES AND CHARGES SCHEDULE

DEPARTMENT: LONG BEACH AIRPORT				
Fee Name	Description	Fee	Per	Type
COMMERCIAL USE PERMITS				
Commercial Use Permit - Airship/Blimp operations	The Airport Director, as designee of the City Manager, is hereby authorized to issue Commercial Use Permits to any person or entity for use of designated portions of the Airport in connection with the temporary use of Airport property. The Airship/Blimp mooring sites are available for those with approved permits on a non-exclusive, first come-first served basis. A security deposit, as stated in the Commercial Use Permit, may be required.	\$100	Per day, or portion thereof.	Rent
FUEL FLOWAGE FEES				
Fuel Flowage Fees - Fuel Supplier	Fuel flowage fees shall be paid to the City by the supplier of fuel to facilities at the Long Beach Airport for every gallon of fuel and lubricant, accepted for delivery into those facilities and used for any purpose whether on or off the airfield. Upon submittal of substantiating documentation, the fuel flowage fees may be waived only for the following activities - (1) Commercial aviation, where commercial aviation activity is defined as the carrying of persons or cargo for hire, compensation or reward and if such activity results in the payment of landing fees for that activity, and (2) Any aircraft operated by or for public agencies which is engaged in documented official government business.	\$0.06	per gallon of fuel	Fee
SECURITY ACCESS CONTROL				
Lost or Stolen Access Control Media - First Time Replacement Fee	The Long Beach Airport is required under the Transportation Security Administration (TSA) to maintain accountability of a specific percentage of all access control medias issued. When accountability percentage drops below the required minimum, a rebadging of the entire Airport is required. Lost or stolen access control media lowers the accountability percentage of access control media. Access control media holders or their responsible parties are charged this fee if access control media is deemed lost or stolen as revealed by notification or audit. This fee includes replacement of the lost or stolen access control media and a penalty that is refundable if the lost or stolen access control media is returned within 30 days from the date a replacement was issued.	\$150	First occurrence	Penalty

MASTER FEES AND CHARGES SCHEDULE

DEPARTMENT: LONG BEACH AIRPORT				
Fee Name	Description	Fee	Per	Type
SECURITY ACCESS CONTROL				
Lost or Stolen Access Control Media - Second Time Replacement Fee	The Long Beach Airport is required under the Transportation Security Administration (TSA) to maintain accountability of a specific percentage of all access control medias issued. When accountability percentage drops below the required minimum, a rebadging of the entire Airport is required. Lost or stolen access control media lowers the accountability percentage of access control media. Access control media holders or their responsible parties are charged this fee if access control media is deemed lost or stolen as revealed by notification or audit. This fee includes replacement of the lost or stolen access control media and a penalty that is refundable if the lost or stolen access control media is returned within 30 days from the date a replacement was issued.	\$200	Second occurrence	Penalty
Lost or Stolen Access Control Media - Third Time Replacement Fee	The Long Beach Airport is required under the Transportation Security Administration (TSA) to maintain accountability of a specific percentage of all access control medias issued. When accountability percentage drops below the required minimum, a rebadging of the entire Airport is required. Lost or stolen access control media lowers the accountability percentage of access control media. Access control media holders or their responsible parties are charged this fee if access control media is deemed lost or stolen as revealed by notification or audit. This fee includes replacement of the lost or stolen access control media and a penalty that is refundable if the lost or stolen access control media is returned within 30 days from the date a replacement was issued.	\$250	Third occurrence	Penalty
Access Control Media Fee Exemption - SIDA, Sterile Area, or AOA	Access control media is provided for free to TSA, FAA, City of Long Beach employees, contractors working on behalf of the Airport, Law Enforcement (all agencies), Fire Safety personnel, and other personnel mandated by federal regulations.	Free	occurrence	Fee
OTHER MISCELLANEOUS FEES				

MASTER FEES AND CHARGES SCHEDULE

DEPARTMENT: LONG BEACH AIRPORT				
Fee Name	Description	Fee	Per	Type
OTHER MISCELLANEOUS FEES				
Airfield Construction Permit Fee	A permit for engineering and inspection services rendered in connection with any design, construction, repair, improvement, materials testing and other miscellaneous activities on airfield property must be obtained prior to commencement of any project. The fee for said services shall be determined on a time and overhead basis and must be paid at the time permit is issued.	Various	Occurrence	Fee
Airport Promotional Events	The City Manager or the Airport Director shall be authorized to exempt an aircraft, airport user and/or special event from any of the rates and fees specified herein when such aircraft or event has come to the Airport to participate in a non-profit event co-sponsored by the City/Airport to participate in an airport promotional event.			Rent
Application fee - Ground transportation	Application fee for processing of Ground transportation license agreements.	\$120	Occurrence	Fee
Transportation Network Company Drop-off Fee	Fee for each drop-off of passengers on the Long Beach Airport premises.	\$3.00	per Drop-off	Fee
Transportation Network Company Pick-up Fee	Fee for each pick-up of passengers on the Long Beach Airport premises.	\$3.00	per pick-up	Fee
Taxicab Per-Trip Fee	Fee for each pick-up and/or drop-off of passenger(s) on the Long Beach Airport premises by permitted Taxicab driver.	\$2.00	per pick-up and/or per drop-off	Fee
Reservation-Based Charter-Party Carrier (TCP) Per-Trip Fee	Fee for each pick-up and/or drop-off of passenger(s) on the Long Beach Airport premises by permitted Reservation-based Charter-Party Carrier (TCP) vehicles, including shuttles, limousines, vans, buses, luxury SUV and other charter vehicles.	Based of Vehicle Size: 5 seats or fewer - \$1.00 6 to 14 seats - \$1.50 15 seats or more - \$5.00	per pick-up and/or per drop-off	Fee
Non-Reservation Shared-ride Van Per-Trip Fee	Fee for each pick-up and/or drop-off of passenger(s) on the Long Beach Airport premises by permitted non-reservation based ground transportation vehicles.	\$6.00	per pick-up and/or per drop-off	Fee
Courtesy Vehicle Per Trip Fee	Fee for each pick-up and/or drop-off of passenger(s) on the Long Beach Airport premises by permitted Courtesy Vehicle that shuttle passengers to surrounding hotels or off-site rental car companies.	\$1.50	per pick-up and/or per drop-off	Fee

MASTER FEES AND CHARGES SCHEDULE

DEPARTMENT: LONG BEACH AIRPORT				
Fee Name	Description	Fee	Per	Type
OTHER MISCELLANEOUS FEES				
Banner Tow Operations	The Airport Director, as designee of the City Manager, is hereby authorized to issue Commercial Use Permits to any person or entity for use of designated portions of the Airport in connection with the temporary use of Airport property.	\$600	Per fiscal year (October through September)	Rent
Commencement bond - Air Carrier (Conditional Flight Slot)	Each Air Carrier or Commuter Carrier, as defined by Long Beach Municipal Code Chapter 16.43, shall post a bond, or other adequate security, as approved as to sufficiency by the City Manager, or designee, and as to form by the City Attorney, for each Flight Slot or for reservation of Flight Slots. These bonds are intended to secure Air Carriers' and Commuter Carriers' performance as required by the Flight Allocation Resolution of the City of Long Beach and to assure continuation of Operations of each Final Flight Slot for at least six months. Such security is in addition to bonds to indemnify the City against a failure on the part of a Carrier to perform all obligations of the Carrier to the City under their permit to operate.	\$5,000	Occurrence	Rent
Commencement bond - Air Carrier (Final Flight Slot)	Each Air Carrier or Commuter Carrier, as defined by Long Beach Municipal Code Chapter 16.43, shall post a bond, or other adequate security, as approved as to sufficiency by the City Manager, or designee, and as to form by the City Attorney, for each Flight Slot or for reservation of Flight Slots. These bonds are intended to secure Air Carriers' and Commuter Carriers' performance as required by the Flight Allocation Resolution of the City of Long Beach and to assure continuation of Operations of each Final Flight Slot for at least six months. Such security is in addition to bonds to indemnify the City against a failure on the part of a Carrier to perform all obligations of the Carrier to the City under their permit to operate.	\$10,000	Occurrence	Rent

MASTER FEES AND CHARGES SCHEDULE

DEPARTMENT: LONG BEACH AIRPORT				
Fee Name	Description	Fee	Per	Type
OTHER MISCELLANEOUS FEES				
Commencement bond - Commuter Carrier (Final Flight Slot)	Each Air Carrier or Commuter Carrier, as defined by Long Beach Municipal Code Chapter 16.43, shall post a bond, or other adequate security, as approved as to sufficiency by the City Manager, or designee, and as to form by the City Attorney, for each Flight Slot or for reservation of Flight Slots. These bonds are intended to secure Air Carriers' and Commuter Carriers' performance as required by the Flight Allocation Resolution of the City of Long Beach and to assure continuation of Operations of each Final Flight Slot for at least six months. Such security is in addition to bonds to indemnify the City against a failure on the part of a Carrier to perform all obligations of the Carrier to the City under their permit to operate.	Amount equal to three times the projected monthly fees.	Occurrence	Rent
Contract Processing Fee	Fees for attorney's services rendered in connection with document preparation, review, negotiations, meetings, correspondence and other miscellaneous activities may be charged and shall be determined by the Airport Director on a time and overhead basis, unless otherwise specified by City Council.	Various	Occurrence	Fee
Contracted Airport Services	Fees for other services which may lawfully be contracted from the Airport Department shall be determined by the Airport Director on a time, equipment and materials used basis, unless otherwise specified by City Council-approve contract.	Various	Occurrence	Fee
Governmental Entities on Documented Government Business	The City Manager or the Airport Director shall be authorized to exempt an aircraft, airport user and/or special event from any of the rates and fees specified herein when such aircraft or event is a governmental entity on documented official government business.			Fee
Customer Facility Charge	The Customer Facility Charge (CFC) is a use fee paid by airport customers for the use of some non-aeronautical service at the airport. At LGB this charge will be imposed for car rental agency services. The charges will be collected by the agencies from their customers and remitted to the airport. The funds will be held until a sufficient amount is collected to fund the construction of a ready/return car rental facility.	\$10	Per contract	Fee

MASTER FEES AND CHARGES SCHEDULE

DEPARTMENT: LONG BEACH AIRPORT				
Fee Name	Description	Fee	Per	Type
OTHER MISCELLANEOUS FEES				
Passenger Facility Charge	A Passenger Facility Charge (PFC) shall be assessed, collected, remitted and accounted for in accordance with the provisions of Title 14, Part 158 of the Code of Federal Regulations, or any successor regulation thereto.	\$4.50	Enplaned passenger	Fee
Reservation bond	Each Air Carrier or Commuter Carrier, as defined by Long Beach Municipal Code Chapter 16.43, shall post a bond, or other adequate security, as approved as to sufficiency by the City Manager, or designee, and as to form by the City Attorney, for each Flight Slot or for reservation of Flight Slots. These bonds are intended to secure Air Carriers' and Commuter Carriers' performance as required by the Flight Allocation Resolution of the City of Long Beach. Such security is in addition to bonds to indemnify the City against a failure on the part of a Carrier to perform all obligations of the Carrier to the City under their permit to operate.	Amount equal to three times the projected monthly fees.	Occurrence	Rent

MASTER FEES AND CHARGES SCHEDULE

DEPARTMENT: LONG BEACH ENERGY RESOURCES				
Fee Name	Description	Fee	Per	Type
CUSTOMER SERVICE FEE SCHEDULE				
Service Establishment	Fee required to establish a new gas service agreement. Note: Seniors and disabled persons who qualify for a reduced gas bill under Municipal Code 15.36.120 shall receive a \$20.00 credit towards the Service Establishment Fee.	\$35	Per new gas service	Fee
Missed Appointment	A fee charged to customers who fail to appear for the appointment scheduled for services such as turn on and pilot lighting.	\$17	Appointment	Fee
Earthquake Valve – Reset	Reset earthquake valve and restore gas service.	\$79	Per reset	Fee
Demand Test	Processing and testing of a gas meter at the request of the customer.	\$52	Per test	Fee
Re-Connection	Applicable to gas service terminated for non-payment (must be paid prior to restoration of service)	\$70 for single family dwelling unit, or a single non-residential unit, or first dwelling unit of a multi-unit dwelling / \$20 for each additional unit	Per unit	Fee
Post Property - Notice of Tenant's Rights - 10 and 15-day Notifications	Posting of the Notice of Tenant's Rights for 10 and 15-day notice of termination of gas and water applicable to each service.	\$35 for 1-10 units, \$70 for 11-19 units, \$105 for 20 or more units	Per service	Fee
Unauthorized Removal/Damage Lock/Flathead	Repair or replacement of a meter lock or flathead which was damaged or removed by the customer.	Flathead Damage - \$120 per meter Unauthorized Lock Removal - \$30 per meter	Per incident.	Fee
Meter Tampering Reset	Reset a gas meter that was earlier removed for customer tampering. Must be paid with the re-connection fee prior to restoration of service.	Reset within one year - \$150 per meter Reset more than one year - \$355 per meter	Per meter	Fee
Technical Support	Rate 7 or 9 (Transport Customer) request for LBGO software support technician assistance beyond the initial software installation/training appointment.	\$103	Per each service unit	Fee

MASTER FEES AND CHARGES SCHEDULE

DEPARTMENT: LONG BEACH ENERGY RESOURCES				
Fee Name	Description	Fee	Per	Type
Priority Order	Optional service available to customers requiring priority service who choose not to schedule the next available appointment date and time window. This fee will be charged to the customer's account for each scheduled appointment.	\$50 in addition to any applicable reconnection and/or past due fees.	Per each scheduled appointment	Fee
Premium Appointment	Optional service available to customers requiring a particular one (1) hour appointment window on the next available appointment date rather than the customary four (4) or five (5) hour appointment windows. This fee will be charged to the customer's account for each scheduled appointment.	\$50	Per each scheduled appointment	Fee
Stand-By Service for Alternative Fuel Charge Per Month	LBGO to provide natural gas service to be used as a backup for another energy-fuel source.	\$52	Monthly, per account	Fee
Returned Check Charge	See Financial Management Fee Resolution - Citywide Charges	\$35	Per Returned Check	Fee
METER INSTALLATION AND REPAIR				
Meter Installation - First Meter	Installation of the first meter on a multiple meter set for residential and small commercial accounts.	\$150 per first meter.	Per first meter	Fee
Meter Installation - Additional Meter	Installation of additional meters on a multiple meter set for residential and small commercial accounts.	\$90 per additional meter.	Per additional meter.	Fee
Service Line Meter Install Up To 1.5 MBTU	Installation of a meter set on an individual service line up to 1.5 MBTU.	\$150 per meter set (up to 1.5 MBtu)	Per meter set.	Fee
Service Line Meter Install Larger Than 1.5 MBTU	Installation of a meter set on an individual service line over 1.5 MBTU.	Charge the fully allocated hourly rates for all personnel involved plus any outside costs or parts and supplies.	Per job.	Fee
Meter Set Assembly Repair/Maintenance	Necessary repairs or maintenance of the meter set assembly resulting from third party actions.	Charge the fully allocated hourly rates for all personnel involved plus any outside costs or parts and supplies.	Per job.	Fee

MASTER FEES AND CHARGES SCHEDULE

DEPARTMENT: LONG BEACH ENERGY RESOURCES				
Fee Name	Description	Fee	Per	Type
Regular Hours Meter Setting, Telemetry and Regulator Work	Charged when customer requests specialty pipeline or meter setting work, other than pipeline construction work (7:00 AM to 4:30 PM weekdays, not including City holidays).	\$300 (minimum)	\$150 per hour, mobilization and other charges may apply.	Fee
After Hours Meter Setting, Telemetry and Regulator Work	Charged when customer requests after hours meter setting work (4:30 PM to 7:00 AM weekdays, weekends or City holidays).	\$495 (minimum)	\$165 per hour, mobilization and other charges may apply.	Fee
Meter Upgrade/Relocation	Customer requested meter upgrade to accommodate increased gas usage or meter relocation for meter reading purposes or customer convenience.	\$150 per meter.	Per meter.	Fee
PIPELINE CONSTRUCTION				
MAIN PIPELINES				
Main Construction – 2”	Construction of new 2 inch main pipelines.	\$10,905 base fee (up to 100 ft, includes mobilization). Additional pipe over 100 ft will be \$86/ft. Paving & other charges may apply. Charge actual costs if work is performed by an outside third party.	Per job.	Fee
Main Construction - PE 4-6"	Construction of new 4-6 inch PE main pipelines.	\$12,300 base fee (up to 100 ft, includes mobilization). Additional pipe over 100 ft will be \$102/ft. Paving & other charges may apply. Charge actual costs if work is performed by an outside third party.	Per job.	Fee

MASTER FEES AND CHARGES SCHEDULE

DEPARTMENT: LONG BEACH ENERGY RESOURCES				
Fee Name	Description	Fee	Per	Type
MAIN PIPELINES				
Main Pipeline Construction – 6" Diameter	Charged for construction or alteration of new or existing PE pipelines of 6" diameter.	\$9,715 base fee (up to 60 ft, includes mobilization). Additional pipe over 60 ft will be \$122/ft. Paving & other charges may apply. Charge actual costs if work is performed by an outside third party.	Per job.	Fee
Main Construction - Over 6"	Construction of new main pipelines over 6 inches.	Charge the fully allocated hourly rates for all personnel involved plus any outside costs and parts/supplies	Hourly rates plus other costs.	Fee
Main Pipeline Repair	Repair of main pipelines damaged by a third party in the public right-of-way.	Charge the fully allocated hourly rates for all personnel involved plus any outside costs and parts/supplies.	Hourly rates plus other costs.	Fee
SERVICE PIPELINES				
Definition: Pipeline(s) from the customer meter location to the LBGO main pipeline.				
Service Installation Up To 1 1/4"	Construction of new service pipelines up to 1 1/4 inch.	\$2,100 base fee (includes mobilization costs). \$21 per foot from property line. Paving and other charges may apply.	Per job.	Fee

MASTER FEES AND CHARGES SCHEDULE

DEPARTMENT: LONG BEACH ENERGY RESOURCES				
Fee Name	Description	Fee	Per	Type
SERVICE PIPELINES				
Service Installation - PE 2"	Construction of new service 2 inch PE pipelines.	\$2,445 base fee + \$21 per foot from ROW line; Base fee includes mobilization costs; Paving and other charges may apply	Per job.	Fee
Service Installation - Steel 2"	Construction of new service 2 inch steel pipelines.	\$3,045 base fee (Base fee includes mobilization costs). Plus \$42/ft from ROW line. Paving and other charges may apply.	Per job.	Fee
Service Alteration Up To 1 1/4"	Alteration of existing service pipelines up to 1 1/4 inch.	PE - \$1,000 base fee plus \$20/ft from property line. Steel - \$1,500 base fee plus \$100/ft from property line. Base fee includes mobilization costs. Paving and other charges may apply.	Per job.	Fee
Service Alteration - PE 2"	Alteration of existing service 2 inch PE pipelines.	\$1,500 base fee plus \$42/ft from ROW line. Base fee includes mobilization costs. Paving and other charges may apply.	Per job.	Fee

MASTER FEES AND CHARGES SCHEDULE

DEPARTMENT: LONG BEACH ENERGY RESOURCES				
Fee Name	Description	Fee	Per	Type
SERVICE PIPELINES				
Service Alteration - Steel 2"	Alteration of existing service 2 inch steel pipelines.	\$2,000 base fee plus \$100/ft from property line. Base fee includes mobilization costs. Paving and other charges may apply.	Per job.	Fee
Service Pipeline Disconnect at Gas Main	Charged for disconnection of an existing pipeline at gas main or in public right of way.	PE up to 1-1/4" - \$1,000. PE 2" or greater - \$1,500. Steel up to 1-1/4" - \$1,500. Steel 2" or greater - \$2,000. Paving and other charges may apply.	Per job.	Fee
Service Pipeline Repair - Private Property	Charged for repair of service pipeline damaged by a third party on private property or the public right-of-way.	Charge the fully allocated hourly rates for all personnel involved or \$1,080 minimum. Plus any outside costs and parts/supplies.	Per job.	Fee
Service Pipeline Repair Public Right of Way	Charged for repair of service pipeline damaged by a third party in the public right of way.	\$1,373 (minimum)	\$343 per hour; paving repair and other charges may apply.	Fee
PIPELINE - PRESSURE CONTROL				
Definition: LBGO main distribution pipeline(s) located in street, easement, or public right of way.				

MASTER FEES AND CHARGES SCHEDULE

DEPARTMENT: LONG BEACH ENERGY RESOURCES				
Fee Name	Description	Fee	Per	Type
PIPELINE - PRESSURE CONTROL				
PC Fitting Line Stopper to 4" Half	Installation, testing, tapping and stopping of 2 through 4 inch low pressure line stopper (Half PC)	New - \$765 per fitting. Reuse - \$480 per fitting. Plus actual cost of fitting and supplies. Mobilization and other charges may apply.	Per fitting.	Fee
PC Fitting Line Stopper to 4" Full	Installation, testing, tapping and stopping of 2 through 4 inch full encirclement line stopper (Full PC)	New - \$2,110 per fitting. Reuse - \$955 per fitting. Plus actual cost of fitting and supplies. Mobilization and other charges may apply.	Per fitting.	Fee
PC Fitting Line Stopper 6"-8" Full	Installation, testing, tapping and stopping of 6 through 8 inch full encirclement line stopper (Full PC)	New - \$2,110 per fitting. Reuse - \$955 per fitting. Plus actual cost of fitting and supplies. Mobilization and other charges may apply.	Per fitting.	Fee
PC Fitting Line Stopper 10"-12" Full	Installation, testing, tapping and stopping of 10 through 12 inch full encirclement line stopper (Full PC)	New - \$3,165 per fitting. Reuse - \$1,435 per fitting. Plus actual cost of fitting and supplies. Mobilization and other charges may apply.	Per fitting.	Fee

MASTER FEES AND CHARGES SCHEDULE

DEPARTMENT: LONG BEACH ENERGY RESOURCES				
Fee Name	Description	Fee	Per	Type
PIPELINE - PRESSURE CONTROL				
PC Fitting Branch Connect 2"	Installation, testing and tapping of a 2 inch branch connection service tee.	\$265 per fitting. Plus actual cost of fitting and supplies. Mobilization and other charges may apply.	Per fitting.	Fee
PC Fitting Branch Connect 3"-4"	Installation, testing and tapping of a 3-4 inch branch connection service tee.	\$525 per fitting. Plus actual cost of fitting and supplies. Mobilization and other charges may apply.	Per fitting.	Fee
PC Fitting Branch Connect 6"-8"	Installation, testing and tapping of a 6-8 inch branch connection service tee.	\$790 per fitting. Plus actual cost of fitting and supplies. Mobilization and other charges may apply.	Per fitting.	Fee
PC Fitting Line Stopper Over 12"	Installation, testing, tapping and stopping of over 12 inch full encirclement line stopper (Full PC)	Charge the fully allocated hourly rates for all personnel involved plus any outside costs and parts/supplies. Mobilization and other charges may apply.	Actual cost.	Fee
OTHER FEES				
Miscellaneous fees associated with gas service, meter or main installation.				

MASTER FEES AND CHARGES SCHEDULE

DEPARTMENT: LONG BEACH ENERGY RESOURCES				
Fee Name	Description	Fee	Per	Type
OTHER FEES				
Regular Hours Construction Crew Work	Construction work other than pipeline installation work during regular working hours.	Charge the fully allocated hourly rates for all personnel involved (3 hour minimum) plus any outside costs with parts/supplies.	See fee detail.	Fee
After Hours/Emergency Hours Construction Crew Work	Construction work other than pipeline installation work after regular working hours.	Charge 120% of the fully allocated hourly rates for all personnel involved (3 hour minimum). Plus any outside costs with parts/supplies.	See fee detail.	Fee
After Hours Meter Setting Work	Charged when customer requests after hours meter setting work (4:30 PM to 7:00 AM weekdays, weekends or City holidays).	\$344 (minimum)	\$172 per hour; \$344 minimum; mobilization and other charges may apply.	Fee
Concrete or Asphalt Repair	Permanent repair of concrete or asphalt due to customer requested gas pipeline work.	\$500 minimum or \$32 per square foot. Other charges may apply.	See fee detail.	Fee
Additional Work Crew Mobilization	Additional mobilizations of work crews to project sites when required due to customer request.	\$2,100 per mobilization plus other charges may apply.	Per mobilization plus other charges.	Fee
Bollard Installation	Installation of a bollard when required to protect a meter from damage.	\$410 for first bollard plus \$100 for each additional bollard.	See fee detail.	Fee
New Construction Meter Room	Review of a required meter room due to the needs of a proposed development.	\$26,210	Per Development	Fee
ENGINEERING & INSPECTION SUPPORT				

MASTER FEES AND CHARGES SCHEDULE

DEPARTMENT: LONG BEACH ENERGY RESOURCES				
Fee Name	Description	Fee	Per	Type
ER Engineering Project Administration	Administration of various Engineering projects.	\$400	Per work order	Fee
Engineering Technical Review	Technical Engineering review of plans and/or drawings and project management.	\$193	Per hour	Fee
Engineering Support Review	Preparation, review and/or approval of project drawings or other support services.	\$130	Per hour	Fee
Gas Pipeline/Meter Set Inspection	Inspection or re-inspection of a new gas pipeline or meter setting project.	\$178	Per hour	Fee
Prepare/Process Agreements	Preparation and processing of agreements and other documentation.	\$1,065	Per Agreement (2 hours of City Attorney included)	Fee
Right of Way Review	Plan review of right of way sketches.	\$240	Per Plan	Fee
Plan Check Review Fee	Review of plans for conflicts with gas mains, service lines, or meter locations.	\$620	Per Plan (up to two)	Fee
Energy Resource Technical Advisory Committee (TAC) Review	Energy Resources staff review of a proposed development as part of the inter-departmental Technical Advisory Committee.	\$265	Per Application	Fee
WILL SERVE LETTER	Review of request for the City's ability to provide gas to a new development.	\$205	Per Request	Fee
Existing Gas Service/Feed Analysis	Review of changes to existing gas service due to higher pressure demand or ownership change.	\$390	Per Request	Fee
New Gas Service/Feed Analysis	Review of gas service to a new development with a total connected load up to 4,000 CFH.	\$595	Per Request	Fee
Complex Gas Service/Feed Analysis	Review of a complex gas service to a new development.	\$1,370 per request	Per Request	Fee
Damaged/Lost Equipment Replacement Fee	Charge to replace Energy Resources equipment damaged or lost due to use at events. Plus \$25 Administrative fee.	Cost to replace plus \$25 administrative fee	Each	Fee
PERSONNEL QUALIFICATION TESTING				
Contractor Qualification Test - Steel Electric ARC	Performing contractor quality assurance qualification testing for Electric ARC steel pipe joining.	\$3,885	Per Test	Fee
Contractor Qualification Testing-Steel Pipe Joining - Oxyacetylene	Performing contractor quality assurance qualification testing for Oxyacetylene steel pipe joining.	\$2,350	Per test	Fee

MASTER FEES AND CHARGES SCHEDULE

DEPARTMENT: LONG BEACH ENERGY RESOURCES				
Fee Name	Description	Fee	Per	Type
Contractor Qualification Testing - PE Fuse up to 2"	Performing contractor quality assurance qualification testing for Heat Fusion plastic pipe joining up to 2" PE pipe.	\$4,665/class (up to 4 people per class). \$1,165 per re-test.	Per Class/Re-test	Fee
Contractor Qualification Testing - Plastic Pipe Fuse 4" & 6"	Performing contractor quality assurance qualification testing for Heat Fusion plastic pipe joining for 4"-6" PE pipe.	\$4,665/class (up to 4 people per class) \$1,165 per re-test.	Per Class/Re-test	Fee
Contractor Qualification Testing - Covered Tasks	Performing contractor quality assurance qualification testing for personnel to perform assigned covered tasks.	Charge the fully allocated hourly rates for all personnel involved plus any outside costs and parts/supplies	Hourly rates plus other costs	Fee
SERRF				
SERRF Private Hauler Tip Fee	The maximum per ton disposal fee for refuse delivered to SERRF by private and public refuse haulers other than the City of Long Beach.	00.00 to 120.00	per ton	Fee
UTILITY SERVICES FEES				
Meter Read by Customer Request	A fee charged to customers who request a meter read on an estimated meter read or an actual read for which the read has been determined to be accurate by the Review Manager.	\$25	Per meter, per request	Fee
Smart Gas Meter Opt Out - Initial Fee	Owner-occupied, single family dwelling where the customer chooses to opt out of having a wireless communicating gas meter, known as the Smart Meter, installed at their home. The customer will receive service using an analog meter, requiring a manual meter read, and will not have access to the web portal, or any other service the Smart Meter will provide.	\$75	Per meter	Fee
Smart Gas Meter Opt Out Monthly Fee	Processing the monthly bill associated with the costs to manually read the customer's meter and/or manually bill each month. This includes non-obtained meter reads that result in estimated billing.	\$25 per month per meter.	Per meter	Fee
Meter Access Investigation	A fee charged to customers when a meter access investigation report is compiled. The fee is charged to customers who do not make permanent arrangements to allow access to meters to determine consumption.	\$38	Per meter	Fee

MASTER FEES AND CHARGES SCHEDULE

DEPARTMENT: LONG BEACH ENERGY RESOURCES				
Fee Name	Description	Fee	Per	Type
Illegal Gas/Water Billing	Administrative Costs for investigation, analysis, and billing for illegal hookups for gas and water service.	\$138 per hour or any portion thereof.	Per hour - See fee.	Fee
Meter Set Assembly (MSA) Tamper	Damage to meter or meter set assembly parts as a result of an illegal hookup. Removal/disconnection of such hookup and/or unauthorized consumption.	\$250 in addition to any applicable reconnection and/or past due fees.	per occurrence	Penalty
Record Research	A fee charged for any account where utility account history information is requested that is not contained in the on-line billing system or requests for aggregated consumption for State mandates.	\$43	Per hour	Fee
Duplicate Bill Images	A fee charged for any account when duplicate bills are requested beyond current and previous month's bill. To be mailed out by USPS, by fax, or email PDF copies where utility bills are available in PDF format in the on-line billing portal system for customer to access.	\$25	3-10 monthly bills and for each year requested thereafter	Fee
Account History	Processing a request for historical utility bill information contained in the Utility Billing system.	Single account - \$15 per request for first year. Plus \$7 each additional year. Multiple account - \$40 per request for first year. Plus \$20 each additional year.	Per request - See Fee.	Fee
Late Payment Charge	A monthly utility bill is subject to a late penalty if the customer's monthly payment is not received by the City and applied to the account on or before the date specified on the bill as the date the late charge shall apply.	4.5% or \$4.50 minimum	Of the total amount owed in no event shall the charge be less than \$4.50	Penalty

MASTER FEES AND CHARGES SCHEDULE

**Excludes changes to Modified Summer Camp Programming Fee per child/week rates (\$50-\$149 before and after care; \$30 -\$114 base hours) for General Parks and Recreation and Tidelands Fees, and administrative change to remove park names from Day Camps –Parks. Specific headers listed in those sections.*

DEPARTMENT: PARKS, RECREATION, & MARINE				
Fee Name	Description	Fee	Per	Type
GENERAL PARK AND RECREATION FEES				
THE FOLLOWING GENERAL PARKS AND RECREATION FEES ARE PROVIDED FOR INFORMATION ONLY. THESE FEES ARE APPROVED BY THE PARKS AND RECREATION COMMISSION AS PART OF THEIR CHARTER APPOINTED RESPONSIBILITIES. THE PARKS AND RECREATION COMMISSION MAY CHANGE FEES AT ANY COMMISSION MEETING. PLEASE GO TO WWW.LONGBEACH.GOV/PARK FOR UPDATED FEE INFORMATION				
ADAPTIVE RECREATION				
Adaptive Program Fee	Adaptive Program ARISE	\$3.25 - \$11.50	Hour	Fee
Per Hour Class Fee	Adaptive per hour fee for Arise Classes	\$1	Hour	Fee
ADULT SPORTS LEAGUES				
Late Fee	Penalties will accrue per month and be added to the total balance owed to offset costs associated with the ongoing payment collections process up to a maximum of one hundred percent (100%) of the amount payable on the due date.	10%	total fees owed/month of non-payment	Penalty
Kickball Fee	Kickball Fee	\$325	Team	Fee
Senior Sports League	New leagues for participants ages 50+ years old. Sports to include basketball, volleyball, dodgeball, kickball, tennis, and lawn bowling.	\$50 - \$150	Team	Fee
BASEBALL FEES				
Baseball - Score Keeping Services Fees (10 weeks)	With Score Keeping Services Fees - 10 weeks	\$480	Team	Fee
Forfeit Fee - Baseball	Officiating fee for both teams	\$140	Game	Fee
BASKETBALL FEES				
Basketball League Fee (10 weeks)	Basketball League Fee (10 weeks)	\$300	Team	Fee
Basketball League Fee (8 weeks)	Basketball League Fee (8 weeks)	\$232	Team	Fee
Open Gym		\$4	Person	Fee
Forfeit Fee-Basketball	Officiating fee for both teams	\$54	Game	Fee
FLAG FOOTBALL FEES				
Flag Football League Fee (10 weeks)	Flag Football League Fee (10 weeks)	\$400	Team	Fee
SLOW PITCH SOFTBALL FEES				
Slow Pitch Softball League Fees (10 weeks-nights)	Slow Pitch Softball League Fees (10 weeks-nights)	\$450	Team	Fee
Slow Pitch Softball League Fees (8 weeks-nights)	Slow Pitch Softball League Fees (8 weeks-nights)	\$365	Team	Fee

MASTER FEES AND CHARGES SCHEDULE

DEPARTMENT: PARKS, RECREATION, & MARINE				
Fee Name	Description	Fee	Per	Type
ADULT SPORTS LEAGUES				
Slow Pitch Softball League Fees (10 weeks-weekends)	Slow Pitch Softball League Fees (10 weeks-weekends)	\$350	Team	Fee
Forfeit Fee - Softball	Officiating fee for both teams	\$30	Game	Fee
MEN'S FASTPITCH SOFTBALL FEES				
Men's Fastpitch Softball Fees (10 weeks-days)	Men's Fastpitch Softball Fees (10 weeks-days)	\$442	Team	Fee
Men's Fastpitch Softball Fees (per week)	Men's Fastpitch Softball Fees (per week)	\$45	Team	Fee
SENIOR SOFTBALL FEES				
Senior Softball League Fees	Senior Softball League Fees	\$265	Team	Fee
INDOOR VOLLEYBALL FEES				
Indoor Volleyball League Fees	Indoor Volleyball League Fees	\$340	Team	Fee
Forfeit Fee - Volleyball	Officiating fee for both teams	\$28	Game	Fee
Open Gym Fee		\$4	Person	Fee
TOURNAMENT FEES				
3-on-3 Basketball Fee		\$60	Team	Fee
5-on-5 Basketball Fee		\$120	Team	Fee
Softball Fee		\$280	Team	Fee
Volleyball Fee - 2 person		\$42	Team	Fee
Over the Line Fee		\$40	Team	Fee
Soccer Fee		\$280	Team	Fee
ATHLETIC FACILITIES - PERMITS AND RESERVATIONS				
Youth Participant Fee - Resident	Resident - effective 1/1/22 for groups scheduled spring seasons	\$15	Each	Fee
Youth Participant Fee - Non Resident	Non Resident - effective 1/1/22 for groups scheduled spring seasons	\$20	Each	Fee
Youth Sports Uniform Fee	Fee to cover cost of Youth Sports uniform	\$10-\$20	Child/Season	Fee
Teen Sports League	New Leagues for participants ages 13-17 years old. Sports to include basketball, volleyball, dodgeball, softball, kickball, tennis, and roller hockey.	\$50 - \$100	Team	Fee
MISCELLANEOUS LEAGUE & SPORTS FEES				

MASTER FEES AND CHARGES SCHEDULE

DEPARTMENT: PARKS, RECREATION, & MARINE				
Fee Name	Description	Fee	Per	Type
ATHLETIC FACILITIES - PERMITS AND RESERVATIONS				
Chittick Field Scoreboard Fee	Chittick Field Scoreboard Staff Fee	\$30	Hour	Fee
Youth League Concession Fee	Fee for selling concessions (food and snacks)	\$150 plus \$500 cleaning deposit	Year	Fee
Adult Light Use Fee	Adult Light Use	\$22	Hour	Fee
Late Fee	Penalties will accrue per month and be added to the total balance owed to offset costs associated with the ongoing payment collections process up to a maximum of one hundred percent (100%) of the amount payable on the due date.	10%	total fees owed/month of non-payment	Penalty
Youth Light Use Fee	Youth Light Use	\$10	Hour	Fee
Diamond Field Prep Fee - 1st Field	1st Field	\$67	Each	Fee
Diamond Field Prep Fee - 2nd Field	2nd Field	\$40	Each	Fee
Base Rental Fee		\$45	Each	Rent
Sports Field Cancellation - Less than 7 days of event	Processing the cancellation of a field reservation less than 7 days of event	\$40	Cancellation	Penalty
Sports Field Cancellation - 8 days or more from event	Processing the cancellation of a field reservation 8 days or more from event	Refund/Credit of field reservation costs, plus \$10 refunding processing fee	Cancellation	Penalty
Staff Fee	Required at Joe Rodgers & enclosed facility	\$30	Hour	Fee
Field Permit Monitor Fees		\$65	Hour	Fee
Concession Sales Fee	Concession Sales for youth and adult sports leagues non-profit and other vendors	5% of gross receipts	Each/Actual Cost	Fee
FIELD USE FEES				
BASEBALL/SOFTBALL				
Softball & Baseball Field Rental - Adult Non-Profit & Resident	Effective 1/1/22 for groups scheduled spring seasons. Softball & Baseball Field Rental - Adult Non-Profit & Resident	\$40	Hour	Rent
Softball & Baseball Field Rental - Adult Non-Profit & Non-Resident	Effective 1/1/22 for groups scheduled spring seasons. Softball & Baseball Field Rental - Adult Non-Profit & Non-Resident	\$45	Hour	Rent
Softball & Baseball Field Rental - Adult For-Profit & Resident	Effective 1/1/22 for groups scheduled spring seasons. Softball & Baseball Field Rental - Adult For-Profit & Resident	\$45	Hour	Rent

MASTER FEES AND CHARGES SCHEDULE

DEPARTMENT: PARKS, RECREATION, & MARINE				
Fee Name	Description	Fee	Per	Type
FIELD USE FEES				
Softball & Baseball Field Rental - Adult For-Profit & Non-Resident	Effective 1/1/22 for groups scheduled spring seasons. Softball & Baseball Field Rental - Adult For-Profit & Non-Resident	\$55	Hour	Rent
Softball & Baseball Field Rental - Youth Non-Profit & Resident	Effective 1/1/22 for groups scheduled spring seasons. Softball & Baseball Field Rental - Youth Non-Profit & Resident	\$25	Hour	Rent
Softball & Baseball Field Rental - Youth Non-Profit & Non-Resident	Effective 1/1/22 for groups scheduled spring seasons. Softball & Baseball Field Rental - Youth Non-Profit & Non-Resident	\$30	Hour	Rent
Softball & Baseball Field Rental - Youth For-Profit & Resident	Effective 1/1/22 for groups scheduled spring seasons. Softball & Baseball Field Rental - Youth For-Profit & Resident	\$30	Hour	Rent
Softball & Baseball Field Rental - Youth For-Profit & Non-Resident	Effective 1/1/22 for groups scheduled spring seasons. Softball & Baseball Field Rental - Youth For-Profit & Non-Resident	\$40	Hour	Rent
SOCCER/FOOTBALL				
Soccer/Football/Rugby/Cricket Field Rental - Adult Non-Profit & Resident	Effective 1/1/22 for groups scheduled spring seasons. Soccer/Football/Rugby/Cricket Field Rental - Adult Non-Profit & Resident	\$45	Hour	Rent
Soccer/Football/Rugby/Cricket Field Rental - Adult Non-Profit & Non-Resident	Effective 1/1/22 for groups scheduled spring seasons. Soccer/Football/Rugby/Cricket Field Rental - Adult Non-Profit & Non-Resident	\$50	Hour	Rent
Soccer/Football/Rugby/Cricket Field Rental - Adult For-Profit & Resident	Effective 1/1/22 for groups scheduled spring seasons. Soccer/Football/Rugby/Cricket Field Rental - Adult For-Profit & Resident	\$50	Hour	Rent
Soccer/Football/Rugby/Cricket Field Rental - Adult For-Profit & Non-Resident	Effective 1/1/22 for groups scheduled spring seasons. Soccer/Football/Rugby/Cricket Field Rental - Adult For-Profit & Non-Resident	\$60	hour	Rent
Soccer/Football/Rugby/Cricket Field Rental - Youth Non-Profit & Resident	Effective 1/1/22 for groups scheduled spring seasons. Soccer/Football/Rugby/Cricket Field Rental - Youth Non-Profit & Resident	\$25	Hour	Rent
Soccer/Football/Rugby/Cricket Field Rental - Youth Non-Profit & Non-Resident	Effective 1/1/22 for groups scheduled spring seasons. Soccer/Football/Rugby/Cricket Field Rental - Youth Non-Profit & Non-Resident	\$35	hour	Rent
Soccer/Football/Rugby/Cricket Field Rental - Youth For-Profit & Resident	Effective 1/1/22 for groups scheduled spring seasons. Soccer/Football/Rugby/Cricket Field Rental - Youth For-Profit & Resident	\$35	Hour	Rent
Soccer/Football/Rugby/Cricket Field Rental - Youth For-Profit & Non-Resident	Effective 1/1/22 for groups scheduled spring seasons. Soccer/Football/Rugby/Cricket Field Rental - Youth For-Profit & Non-Resident	\$45	hour	Rent
Archery Range Rental - Adult Resident	Archery Range Rental - Adult Resident	\$32	Hour	Rent
Archery Range Rental - Adult Non-Resident	Archery Range Rental - Adult Non-Resident	\$62	Hour	Rent

MASTER FEES AND CHARGES SCHEDULE

DEPARTMENT: PARKS, RECREATION, & MARINE				
Fee Name	Description	Fee	Per	Type
FIELD USE FEES				
Archery Range Rental - Adult Commercial	Archery Range Rental - Adult Commercial	\$79	Hour	Rent
Archery Range Rental - Youth Resident	Archery Range Rental - Youth Resident	\$20	Hour	Rent
Archery Range Rental - Youth Non-Resident Exclusive Rental	Archery Range Rental - Youth Non-Resident Exclusive Rental	\$25	Hour	Rent
Archery Range Rental - Youth Commercial	Archery Range Rental - Youth Commercial	\$32	Hour	Rent
ARTIFICIAL TURF FIELDS				
Artificial Turf Field Rental - Adult Non-Profit & Resident	Effective 1/1/22 for groups scheduled spring seasons. Artificial Turf Field Rental - Adult Non-Profit & Resident	\$65	Hour	Rent
Artificial Turf Field Rental - Adult Non-Profit & Non-Resident	Effective 1/1/22 for groups scheduled spring seasons. Artificial Turf Field Rental - Adult Non-Profit & Non-Resident	\$70	Hour	Rent
Artificial Turf Field Rental - Adult For Profit & Resident	Effective 1/1/22 for groups scheduled spring seasons. Artificial Turf Field Rental - Adult For Profit & Resident	\$70	Hour	Rent
Artificial Turf Field Rental - Adult For Profit & Non-Resident	Effective 1/1/22 for groups scheduled spring seasons. Artificial Turf Field Rental - Adult For Profit & Non-Resident	\$80	Hour	Rent
Artificial Turf Field Rental - Youth Non-Profit & Resident	Effective 1/1/22 for groups scheduled spring seasons. Artificial Turf Field Rental - Youth Non-Profit & Resident	\$45	Hour	Rent
Artificial Turf Field Rental - Youth Non-Profit & Non-Resident	Effective 1/1/22 for groups scheduled spring seasons. Artificial Turf Field Rental - Youth Non-Profit & Non-Resident	\$55	Hour	Rent
Artificial Turf Field Rental - Youth For Profit & Resident	Effective 1/1/22 for groups scheduled spring seasons. Artificial Turf Field Rental - Youth For Profit & Resident	\$55	Hour	Rent
Artificial Turf Field Rental - Youth For-Profit & Non-Resident	Effective 1/1/22 for groups scheduled spring seasons. Artificial Turf Field Rental - Youth For-Profit & Non-Resident	\$65	Hour	Rent
Artificial Turf Field Monitoring	Effective 1/1/22 for groups scheduled spring seasons. Artificial Turf Field Monitoring	\$30	hour	Rent
GAME COURT FACILITIES				
City Sponsored, Resident Fees -Rental, Youth and LBUSD events		\$0	Hour	Rent
City Sponsored, Resident Fees -Light, Youth and LBUSD events		\$0	Hour	Fee

MASTER FEES AND CHARGES SCHEDULE

DEPARTMENT: PARKS, RECREATION, & MARINE				
Fee Name	Description	Fee	Per	Type
GAME COURT FACILITIES				
Game/Tennis Court Rental - Non-Profit & Resident, Public Service Fees (Organization/Fundraising) - Rental	Game/Tennis Court Rental - Non-Profit & Resident	\$15	Hour	Rent
Game/Tennis Court Rental - Non-Profit & Non-Resident, Public Service (Non-Resident) -Rental	Game/Tennis Court Rental - Non-Profit & Non-Resident	\$17	Hour	Rent
Game/Tennis Court Rental - For Profit & Resident - Rental	Game/Tennis Court Rental - For Profit & Resident	\$20	Hour	Rent
Game/Tennis Court Rental - For Profit & Non-Resident Fees – Rental	Game/Tennis Court Rental - For Profit & Non-Resident	\$25	Hour	Rent
Private Use, Game/Tennis Court Lights	Private Use, Game/Tennis Court Lights	\$8	Hour	Rent
GYMNASIUM				
Gymnasium Rental Rates-Adult Non-Profit & Resident (2 hours min.)	2 hours minimum. California Recreation, Pan American, Silverado, Chavez Gyms	\$50	Hour	Rent
Gymnasium Rental Rates-Adult Non-Profit & Non-Resident (2 hours min.)	2 hours minimum. California Recreation, Pan American, Silverado, Chavez Gyms	\$60	Hour	Rent
Gymnasium Rental - Adult For-Profit & Resident (2 hours min.)	2 hours minimum. California Recreation, Pan American, Silverado, Chavez Gyms	\$70	Hour	Rent
Gymnasium Rental - Adult For-Profit & Non-Resident (2 hours min.)	2 hours minimum. California Recreation, Pan American, Silverado, Chavez Gyms	\$80	Hour	Rent
Gymnasium Rental Rates-Youth Non-Profit & Resident (2 hours min.)	2 hours minimum. California Recreation, Pan American, Silverado, Chavez Gyms	\$20	Hour	Rent
Gymnasium Rental Rates-Youth Non-Profit & Non-Resident (2 hours min.)	2 hours minimum. California Recreation, Pan American, Silverado, Chavez Gyms	\$30	Hour	Rent
Gymnasium Rental - Youth For-Profit & Resident (2 hours min.)	2 hours minimum. California Recreation, Pan American, Silverado, Chavez Gyms	\$40	Hour	Rent

MASTER FEES AND CHARGES SCHEDULE

DEPARTMENT: PARKS, RECREATION, & MARINE				
Fee Name	Description	Fee	Per	Type
GAME COURT FACILITIES				
Gymnasium Rental Rates- Youth For-Profit & Non-Resident (2 hours min.)	2 hours minimum. California Recreation, Pan American, Silverado, Chavez Gyms	\$50	Hour	Rent
CONTRACT CLASSES				
Adaptive Enrichment Contract Classes		\$9 - \$15	Hour	Fee
Adaptive Recreation Contract Classes		\$9 - \$15	Hour	Fee
Career Enrichment Contract Classes		\$5 - \$11	Hour	Fee
Dog Training Contract Classes		\$10 - \$17	Hour	Fee
Cooking Contract Classes		\$6 - \$15	Hour	Fee
Computers Contract Classes		\$6 - \$14	Hour	Fee
Fitness Contract Classes		\$3 - \$6	Hour	Fee
Language Skills Contract Classes		\$4 - \$13	Hour	Fee
Music Classes Contract Classes		\$3 - \$19	Hour	Fee
Art and Cultural Contract Classes		\$5 - \$20	Hour	Fee
Camps Contract Classes		\$8 - \$16	Hour	Fee
Enrichment Contract Classes		\$6 - \$22	Hour	Fee
Health Contract Classes		\$8 - \$10	Hour	Fee
Sports Contract Classes		\$5 - \$24	Hour	Fee
Dance Contract Classes		\$6 - \$19	Hour	Fee
CONTRACT CLASSES ADMINISTRATIVE FEES				
Includes publicity and administrative fees				
Contract Classes Administrative Fees-1 to 6 week class	1 to 6 week class	\$6	Registrant	Fee
Contract Classes Administrative Fees-7 to 12 week class	7 to 12 week class	\$8	Registrant	Fee

MASTER FEES AND CHARGES SCHEDULE

**Excludes changes to Modified Summer Camp Programming Fee per child/week rates (\$50-\$149 before and after care; \$30-\$114 base hours) and administrative change to remove park names from Day Camps –Parks. Changes approved by the Parks and Recreation Commission on March 17, 2022 but pending final minutes for inclusion in the Master Fees and Charges Schedule.*

DEPARTMENT: PARKS, RECREATION, & MARINE				
Fee Name	Description	Fee	Per	Type
CONTRACT CLASSES				
Contract Classes Administrative Fees (Walk-in/Continuous Class)	Walk-in/Continuous Class	\$2-\$5	Registrant	Fee
Refund Processing Fee (when applicable)	Recreation Classes and Programs	\$10	Refund	Fee
Contract Classes Additional Key Fee	Contract Classes Additional Key	\$20	each	Penalty
Contract Classes Replacement Lock Fee	Contract Classes Replacement Lock	\$100	each	Penalty
DAY CAMPS – PARKS*				
Day Camps - Parks	Day Camp Sites: El Dorado Park West, Pan American, Silverado, Stearns, Wardlow, and Veterans			Fee
Regular Day Camp Fee	Regular Day Camp - 35 Hours	\$115	Child/Week	Fee
Full Extended Day Camp Coverage Fee	Full Extended Day Camp Coverage Fee (7:00 AM - 6:00 PM)	\$150	Child/Week	Fee
Late Pick-Up Fee Penalty (After 6:00 P.M.)-Extended Day Camp	Late Pick-Up Fee (After 6:00 P.M.) for Extended Day Camp	\$20	Per 15 Minutes/Per Child	Penalty
Specialty Day Camp Fee	Specialty Day Camp - 35 Hours - Music and Arts Camp	\$120	Child/Week	Fee
Full Extended Specialty Day Camp Coverage Fee	Full Extended Specialty Day Camp Coverage - Music and Arts Camp (7:00 A.M. - 6:00 P.M.)	\$155	Child/Week	Fee
Late Pick-Up Fee Penalty - Specialty Day Camp	Fee for each additional 15 minutes per child if picked up after 6:00 P.M.	\$20	Per 15 Minutes/Per Child	Penalty
Day Camp Deposit	Reserve Space in Summer Camp (Non-refundable)	\$20 - \$40	Child/Week	Fee
Day Camp Special Programs (deposits, fee excursions and special events)		\$5 - \$100	Child	Fee
Modified Summer Camp Programming Fee (includes before and after care)	Modified Summer Camp Programming Fee (includes before and after care)	\$50	Child/Week	Fee
Modified Summer Camp Programming Fee (camp only)	Modified Summer Camp Programming Fee (camp only)	\$30	Child/Week	Fee
FACILITY RENTALS/FEES - COMMUNITY CENTERS, PICNIC AREAS, OPEN SPACE, CAMP GROUNDS & BANDSHE				
ADMINISTRATIVE FEES				
Alcohol Use Fee	Alcohol Use fee at Various Sites	\$205	Each	Fee

MASTER FEES AND CHARGES SCHEDULE

DEPARTMENT: PARKS, RECREATION, & MARINE				
Fee Name	Description	Fee	Per	Type
FACILITY RENTALS/FEES - COMMUNITY CENTERS, PICNIC AREAS, OPEN SPACE, CAMP GROUNDS & BANDSHE				
Permit Administrative Fee (Under 250 attendees)	Charged to all customers requesting a permit of any type to offset the administrative costs of issuing the permit	\$40	Each	Fee
Permit Administrative Fee (250-500 attendees)	Note: typically includes porta potties	\$80	each	Fee
Permit Administrative Fee (Over 500 attendees)	Note: Add on vehicle billing	\$120	each	Fee
Late Booking Fee (Under 250 attendees)	Expedited processing of permit within 10 days of event, based on approval. For events under 250 attendees	\$100	each	Fee
Late Booking Fee (250-500 attendees)	Expedited processing of permit within 10 days of event, based on approval. For events with 250 to 500 attendees	\$150	each	Fee
Late Booking Fee (Over 500 attendees)	Expedited processing of permit within 10 days of event, based on approval. For events over 500 attendees	\$200	each	Fee
Parking Lot Rental Fee - Nonprofit, Half Lot Use	Nonprofit, Half Lot Use	\$12	Hour	Rent
Parking Lot Rental Fee - Nonprofit, Full Lot Use	Nonprofit, Full Lot Use	\$22	Hour	Rent
Parking Lot Rental Fee - Profit/Commercial, Half Lot Use	Profit/Commercial, Half Lot Use	\$27	Hour	Rent
Parking Lot Rental Fee - Profit/Commercial, Full Lot Use	Profit/Commercial, Full Lot Use	\$52	Hour	Rent
Late Fee	Penalties will accrue per month and be added to the total balance owed to offset costs associated with the ongoing payment collections process up to a maximum of one hundred percent (100%) of the amount payable on the due date.	10%	total fees owed/month of non-payment	Penalty
COMMUNITY CENTERS				
Staff Charge	Community Center staff charge	\$30	Hour	Fee
Additional Staff	Bookings after 6:00 PM	\$30	Hour	Fee
Viewing Fee at Non-staffed Facilities	Staff cost associated with showing non-staffed facilities	\$30	Hour/2 Hour Minimum	Fee
Reservation Maintenance & Cleaning Fee	Community Center reservation maintenance & cleaning	\$150	Booking	Fee

MASTER FEES AND CHARGES SCHEDULE

DEPARTMENT: PARKS, RECREATION, & MARINE				
Fee Name	Description	Fee	Per	Type
FACILITY RENTALS/FEES - COMMUNITY CENTERS, PICNIC AREAS, OPEN SPACE, CAMP GROUNDS & BANDSHE				
Cancellation - Less than 30 days prior to event	<ul style="list-style-type: none"> • No Site Fee refund shall be granted if the event is canceled less than 30 days prior to the event. • Full Security Deposit will be refunded if event canceled at any time prior to the event. 	Site Fees Non Refundable	Event	Fee
Cancellation - Within 60 days of event	Percentage basis on days until event <ul style="list-style-type: none"> • 50% of Site Fees shall be refundable if the request is made within 60 days of the event. • Full Security Deposit will be refunded if event canceled at any time prior to the event. 	Site Fees 50% Refundable	Event	Fee
Cancellation - Within 90 days of event	Percentage basis on days until event <ul style="list-style-type: none"> • 90% of Site Fees paid shall be refundable if the request is made to cancel the event within 90 days of the event. • Full Security Deposit will be refunded if event canceled at any time prior to the event. 	Site Fees 90% Refundable	event	Fee
Permit Change Fee	Community Center permit change	\$35	Each	Fee
Reservation Refundable Security Deposit-Activity Room	Activity Room	\$250	Booking	Rent
Reservation Refundable Security Deposit-Social Hall	Social Hall	\$375	Booking	Rent
Security Guard Fee/Youth Events	Security Guard Fee	\$36	Hour	Fee
Security Guard Fee/Youth Events - Prime Holiday Rate	Prime Holiday Rate Security Guard Fee	\$54	Hour	Fee
SOCIAL HALL/KITCHEN				
Social Hall/Kitchen - Resident	Resident, Non-Commercial use of the Social Hall/Kitchen	\$50	Hour Plus Staff Costs	Rent
Social Hall/Kitchen - Non-Resident	Non-Resident, Non Commercial use of the Social Hall/Kitchen	\$75	Hour Plus Staff Costs	Rent
Social Hall/Kitchen - Commercial	Commercial use of the Social Hall/Kitchen	\$100	Hour Plus Staff Costs	Rent
Non-Prime Time, Monday-Thursday, PRM Department & Related	PRM Department & Related	\$0	Hour	Rent
ACTIVITY ROOM				
PRM Department & Related, Large Room	PRM Department & Related use of Large Activity Room (Ramona, Orizaba)	\$0	Hour	Rent
PRM Department & Related, Small Room	PRM Department & Related, use of Small Activity Room (All Other)	\$0	Hour	Rent

MASTER FEES AND CHARGES SCHEDULE

DEPARTMENT: PARKS, RECREATION, & MARINE				
Fee Name	Description	Fee	Per	Type
FACILITY RENTALS/FEES - COMMUNITY CENTERS, PICNIC AREAS, OPEN SPACE, CAMP GROUNDS & BANDSHE				
Small Activity Room-Resident, Non-Commercial	Small Activity Room-Resident, Non-Commercial	\$30	Hour Plus Staff Costs	Rent
Small Activity Room - Non-Resident, Non-Commercial	Non-Resident, Non-Commercial use of Small Activity Room (All Other)	\$50	Hour Plus Staff Costs	Rent
Small Activity Room - Commercial	Commercial use of Small Activity Room (All Other)	\$70	Hour Plus Staff Costs	Rent
Large Activity Room - Commercial	Commercial use of Large Activity Room (Ramona, Orizaba)	\$80	Hour Plus Staff Costs	Rent
Resident, Non-Commercial, Large Activity Room	Resident, Non-Commercial use of Large Activity Room (Ramona, Orizaba)	\$40	Hour Plus Staff Costs	Rent
Non-Resident, Non-Commercial, Large Activity Room	Non-Resident, Non-Commercial use of Large Activity Room (Ramona, Orizaba)	\$60	Hour Plus Staff Costs	Rent
SENIOR CENTER				
Auditorium or Ballroom, w/ Kitchen Fees, Resident	Auditorium or Ballroom, w/ Kitchen Fees, Resident	\$55	Hour	Rent
Auditorium or Ballroom, w/ Kitchen Fees - Non-Resident	Auditorium or Ballroom, w/ Kitchen Fees - Non-Resident	\$70	Hour	Rent
Conference & Activity Rooms Fees - Resident	Conference & Activity Rooms Fees - Resident	\$35	Hour	Rent
Conference & Activity Rooms Fees - Non-Resident	Conference & Activity Rooms Fees - Non-Resident	\$45	Hour	Rent
Conference & Activity Room - Corporate	Conference & Activity Room - Corporate	\$55	Hour	Rent
Office Space Leases Fees	Senior Center office space leases fee	\$1.25 - \$1.50	Sq. Ft per Month	Rent
Deposit Fees	Senior Center deposit fee	Varies	Scope of Event	Fee
Senior Parking Pass	Senior Day Use Parking at Senior Center	\$12	Year	Rent
Overnight Parking Permit	Senior Center Overnight Parking Permit - Monthly. Available for anytime	\$45	Month	Fee
Senior Center Coffee Shop Catered Dinners	Catered dinners	\$0.05 - \$50	Item	Fee
Senior Center Coffee Shop Food Items	Various food items	\$0.05 - \$50	Item	Fee
Senior Center Thrift Shop Items for Resale	Various items for resale	\$0.10 - \$100	Item	Fee

MASTER FEES AND CHARGES SCHEDULE

DEPARTMENT: PARKS, RECREATION, & MARINE				
Fee Name	Description	Fee	Per	Type
FACILITY RENTALS/FEES - COMMUNITY CENTERS, PICNIC AREAS, OPEN SPACE, CAMP GROUNDS & BANDSHE				
Various Items for resale on consignment		25% to the City; 75% to the Maker	Item	Fee
PICNIC AREAS				
Special Events: additional requirements & fees applied by the Special Events Office upon issuance of Special Event Permit				
VEHICLE PARK ENTRY FEES				
Annual Vehicle Park Pass Replacement Pass	Annual Vehicle Park Pass Replacement Fee	\$25	Each	Penalty
Park Staff Charges	Recreation Leader/Specialists IV to VII	\$30 - \$66	Hour	Fee
Park Pre-Rental Cleaning	Park Pre-Rental Cleaning	\$69 - \$200	Site	Fee
Vehicle Park Gate Entry - Monday thru Thursday	Passenger Vehicle, Monday thru Thursday	\$6	Vehicle	Rent
Vehicle Park Gate Entry - Friday	Passenger Vehicle, Friday	\$7	Vehicle	Rent
Vehicle Park Gate Entry - Weekends	Passenger Vehicle, Saturday & Sunday	\$8	Vehicle	Rent
Vehicle Park Gate Entry - Major Holidays	Major Holidays * Holiday rate includes the following days: New Year's Day, Martin Luther King Jr Day, President's Day, Easter Sunday, Memorial Day weekend (Sat, Sun & Mon), July 4th, Labor Day weekend (Sat, Sun & Mon), Thanksgiving Day, Mother's Day and Father's Day	\$9	Vehicle	Rent
Vehicle Park Gate Entry -Oversized or Vehicles with Trailer -Weekdays	Vehicle Park Gate Entry for Oversized or Vehicle with Trailer, Weekdays	\$11	Per Vehicle	Rent
Vehicle Park Gate Entry - Oversized Vehicles -Weekends	Vehicle Park Gate Entry - Oversized Vehicles -Weekends	\$15	Per Vehicle	Rent
Vehicle Park Gate Entry - Oversized or Vehicles with Trailer -Major Holidays	Vehicle Park Gate Entry for Oversized or Vehicle with Trailer, Weekends	\$21	Per Vehicle	Rent
Vehicle Park Gate Entry - School Buses	Vehicle Park Gate Entry - School Buses	\$30	Each	Rent
Vehicle Park Gate Entry - Other Buses	Vehicle Park Gate Entry - Other Buses	\$35	Each	Rent
Vehicle Park Gate Entry - "E" Plate	Vehicle Park Gate Entry - "E" Plate	\$0	Each	Rent
Annual Vehicle Park Pass - General Public Use (First Vehicle)	Annual Vehicle Park Pass - General Public Use (First Vehicle)	\$65	Each	Rent

MASTER FEES AND CHARGES SCHEDULE

DEPARTMENT: PARKS, RECREATION, & MARINE				
Fee Name	Description	Fee	Per	Type
PICNIC AREAS				
Annual Vehicle Park Pass - Seniors/Disabled (First Vehicle)	Annual Vehicle Park Pass - Seniors/Disabled (First Vehicle)	\$40	Each	Rent
CAMP GROUNDS				
Youth Camping Fees-Youth Resident Fees	Youth Resident Fees	\$28 - \$114	Site/Night	Rent
Youth Camping Fees-Youth Non-Resident Fees	Youth Non-Resident Fees	\$49 - \$136	Site/Night	Rent
Youth Camping Fees-Key Security Deposit	Key Security Deposit	\$57	Each	Rent
Youth Camping Fees-Security Deposit	Security Deposit	\$140	Site	Rent
MARATHON/BIKE RACES FEES (NON SPECIAL EVENT)				
Runs, Walks, etc. Under 100 (City)	Permit and coordination of marathons, bike races, walks, etc. Under 100 participant at event	\$65	Day	Rent
Runs, Walks, etc. 100-400 (City)	Permit and coordination of marathons, bike races, walks, etc. 100-400 participants	\$130	Day	Fee
Runs, Walks, etc. Over 400 (City)	Permit and coordination of marathons, bike races, walks, etc. Over 400 participants	\$195	Day	Fee
RESERVABLE PICNIC SITES FEES				
Arbor Day Grove Picnic Rental Family or Non-Profit Rate	Family or Non-Profit Rate	\$335	Site	Rent
Arbor Day Grove Picnic Rental Rates-Group & Company Rate	Private Group or Company Rate. Area capacity is 250	\$500	Site/Day	Rent
Arbor Day Grove Picnic Rental Rates-Security Deposit	Security Deposit	\$140	Site	Rent
Golden Grove Picnic Rental-Family or Non-Profit Rate	Family or Non-Profit Rate. Area capacity is 3,000	\$800	Site/day	Rent
Golden Grove Picnic Rental-Private Group or Company	Private Group or Company Rate. Area capacity is 3,000	\$1,200	Site/Day	Rent
Golden Grove Picnic Rental Rates-Security Deposit	Security Deposit	\$140	Site	Rent
Horseshoe Lake Picnic Rental-Family or Non-Profit Rate	Family or Non-Profit Rate. Area capacity is 100	\$250	Site/Day	Rent

MASTER FEES AND CHARGES SCHEDULE

DEPARTMENT: PARKS, RECREATION, & MARINE				
Fee Name	Description	Fee	Per	Type
PICNIC AREAS				
Horseshoe Lake Picnic Rental-Private Group or Company	Private Group or Company Rate. Area capacity is 100	\$375	Site/Day	Rent
Horseshoe Lake Picnic Rental Rates-Security Deposit	Security Deposit	\$140	Site	Rent
Sycamore Grove Picnic Rental-Family or Non-Profit Rate	Family or Non-Profit Rate. Area capacity is 250	\$335	Site/Day	Rent
Sycamore Grove Picnic Rental-Private Group or Company	Private Group or Company Rate. Area capacity is 250	\$500	Site/Day	Rent
Sycamore Grove Picnic Rental Rates-Security Deposit	Security Deposit	\$140	Site	Rent
Lakeview Grove Picnic Rental-Family or Non-Profit Rate	Lakeview Grove Picnic Rental-Family or Non-Profit Rate	\$500	Site/Day	Rent
Lakeview Grove Picnic Rental-Private Group or Company	Private Group or Company Rate. Area capacity is 400	\$750	Site/Day	Rent
Lakeview Grove Picnic Rental Rates-Security Deposit	Security Deposit	\$140	Site	Rent
EXCLUSIVE AREA USE				
AREA III - HOURLY RATES				
Area III Commercial/Professional Rates-Exclusive Use - 4 Hour Block	Exclusive Use for Promotion, Available every day in the AM or weekdays in the PM. Exclusive use is not available on Holidays	\$2,660	4 Hours Minimum	Rent
Area III Commercial/Professional Rates-Exclusive Use - All Day Summer (7 AM - 8 PM)	Full day 7 AM - 8 PM (12 hours) exclusive use for promotion during the Summer months. Exclusive use is not available on Holidays	\$7,980	Day	Rent
Area III Commercial/Professional Rates-Exclusive Use - All Day Winter (7 AM - 5 PM)	Full day 7 AM - 5 PM (9 hours) exclusive use for promotion during the Winter months. Exclusive use is not available on Holidays	\$5,985	Day	Rent
Non-Profit Group Rates-Exclusive Use - 4 Hour Block	Exclusive Use for Promotion, Available every day in the AM or weekdays in the PM. Exclusive use is not available on Holidays	\$1,840	4 Hours Minimum	Rent

MASTER FEES AND CHARGES SCHEDULE

DEPARTMENT: PARKS, RECREATION, & MARINE				
Fee Name	Description	Fee	Per	Type
EXCLUSIVE AREA USE				
Non-Profit Group Rates-Exclusive Use for Promotion - All Day Summer (7 AM - 8 PM)	Full day 7 AM - 8 PM (12 hours) exclusive use for promotion during the Summer months. Exclusive use is not available on Holidays	\$5,520	Day	Rent
Non-Profit Group Rates-Exclusive Use - All Day Winter (7 AM - 5 PM)	Full day 7 AM - 5 PM (9 hours) exclusive use for promotion during the Winter months. Exclusive use is not available on Holidays	\$4,140	Day	Fee
Area III Security Deposit	Area III Security Deposit	50% of rate	Area/Event	Rent
EXCLUSIVE USE - DAILY				
NON-RESERVABLE PICNIC AREAS				
Also included on Facility Reservation & Picnic Sites Fee Schedule				
Open Space Special Use Permit with Commercial Providers		\$75	Day	Fee
OPEN SPACE /PICNIC AREAS				
Fees for Fundraising Activities in Open Space and Picnic Areas				
Open Space/Picnic Area Rental Rates-Commercial Company	Commercial Company	\$660	Each	Rent
Open Space/Picnic Area Rental Rates-Promotion/Publicity	Use of open space/picnic area, outside of reservable area. Promotion/Publicity	\$390	Each	Rent
Open Space/Picnic Area Rental Rates-Nonprofit Group	Use of open space/picnic area, outside of reservable area. Nonprofit Group	\$200	Each	Rent
Open Space/Picnic Area Rental Rates-Security Deposit	Security Deposit	\$535 - \$1,045	Each	Rent
Open Space Special Event Fee	Open Space Special Event Fee	\$175	Each	Rent
Open Space Special Event Security Deposit	Security Deposit	\$150 - \$500 as determined by staff	Day	Rent
PICNIC SHELTERS				
Various				
Family/Non-Profit Fee	Family or non-profit picnic shelter fee	\$70	Day	Rent
Company Fee	Company picnic shelter fee	\$140	Day	Rent
Refundable Deposit	Picnic Shelter Refundable Deposit	\$140	Day	Rent

MASTER FEES AND CHARGES SCHEDULE

DEPARTMENT: PARKS, RECREATION, & MARINE				
Fee Name	Description	Fee	Per	Type
PARK NONRESERVABLE AREAS (Requires Permit Administrative Fee)				
Permit to Gather (26-100 persons)	26-100 persons	\$0 plus \$40 Permit Admin Fee	Day	Fee
Permit to Gather (101 - 200 persons)	101 - 200 persons	\$60 plus \$40 Permit Admin Fee	Day	Fee
Permit to Gather (201+ persons)	201+ persons	\$160 plus \$40 Permit Admin Fee	Day	Fee
PARK RESERVABLE PICNIC AREAS				
Pre-Permit Cleanup Fee		\$70 - \$206	Depends on Site	Fee
EL DORADO WEST				
Sites A,B,C Rental Rates - Family/Non-Profit Rate	Family/Non-Profit Rate	\$160	Site	Rent
Sites A,B,C Rental Rates - Commercial Company	Commercial Company	\$250	Site	Rent
Sites A,B,C,D Rental Rates - Security Deposit	Security Deposit	\$140	Day	Rent
HOUGHTON PARK				
Shelter Rental Rates-Family Rate	Family Rate	\$140	Site	Rent
Shelter Rental Rates-Nonprofit Group	Nonprofit Group	\$200	Site	Rent
Shelter Rental Rates-Commercial Company	Commercial Company	\$275	Site	Rent
Shelter Rental Rates-Security Deposit	Security Deposit	\$140	Day	Rent
AMPHITHEATRE				
Chavez Park Amphitheatre Rental Rates - Family/Non-Profit Rate	Family/Non-Profit Rate	\$400	Site	Rent
Chavez Park Amphitheatre Rental Rates - Commercial Company	Commercial Company	\$675	Site	Rent
Chavez Park Amphitheatre Rental Rates - Security Deposit	Security Deposit	\$140	Day	Rent
BANDSHELLS				
Staff Charge	Staff charge associated with band shelter rental	\$30 - \$75	Hour	Fee

MASTER FEES AND CHARGES SCHEDULE

DEPARTMENT: PARKS, RECREATION, & MARINE				
Fee Name	Description	Fee	Per	Type
BANDSHELLS				
Pre-Permit Clean Up Fee		\$70 - \$210	Varies by Site	Fee
Bixby Bandshell Rental Rates - Family/Non-Profit Rate	Family/Non-Profit Rate	\$250	Site	Rent
Bixby Bandshell Rental Rates - Commercial Company	Commercial Company	\$400	Site	Rent
Bixby Bandshell Rental Rates - Security Deposit	Security Deposit	\$140	Day	Rent
Recreation Park Bandshell Rental Rates - Family/Non-Profit Rate	Family/Non-Profit Rate	\$500	Site	Rent
Recreation Park Bandshell Rental Rates - Commercial Company	Commercial Company	\$650	Site	Rent
Recreation Park Bandshell Rental Rates - Security Deposit	Security Deposit	\$140	Day	Rent
El Dorado West/Willow Grove Bandshell Rental Rates-Family/Non-Profit Rate	Family/Non-Profit Rate	\$300	Site	Rent
El Dorado West/Willow Grove Bandshell Rental Rates-Commercial Company	Commercial Company Rental Rates	\$450	Site	Rent
El Dorado West/Willow Grove Bandshell Rental Rates-Security Deposit	Security Deposit	\$140	Day	Rent
INFLATABLE MOON BOUNCE PERMIT FEES				
Inflatable Moon Bounce Permit Fees - Moon Bounce	Moon Bounce	\$35	Day	Fee
Inflatable Moon Bounce Permit Fees - Inflatable Slide	Inflatable Slide	\$45	Day	Fee
Inflatable Moon Bounce Permit Fees - Inflatable Obstacle Course	Inflatable Obstacle Course	\$56	Day	Fee
Inflatable Moon Bounce Permit Fees - Rock Climbing Wall	Rock Climbing Wall	\$65	Day	Fee

MASTER FEES AND CHARGES SCHEDULE

DEPARTMENT: PARKS, RECREATION, & MARINE				
Fee Name	Description	Fee	Per	Type
INFLATABLE MOON BOUNCE PERMIT FEES				
Vendor Listing Fee - Moon Bounces	Insurance Processing Fee - Moon Bounces	\$350	Vendor	Fee
PRE-SCHOOLS				
Facility Site Fee - Various Locations	Co-Op Nursery School Site Fee	\$165 - \$500	Annual Rate	Rent
FILMING LOCATION				
Commercial Filming Location Fees - Department Sites Rental Rates	Department Sites Rental Rates	\$260	Hour, Plus Staff Costs	Rent
Commercial Filming Location Fees - Park Staff	Park Staff	\$30 - \$75	Hour	Rent
Still photo shoot	Still photo shoot at City parks	\$200	Day	Rent
El Dorado Park East - Still photo shoot	El Dorado Park East - Still photo shoot	\$300	Day	Rent
Commercial Filming Location Fees - Community Pool Filming	Community Pool Filming	\$275	Hour (Plus Staff Costs)	Rent
Parks - Film/Commercial	Parks - Film/Commercial	\$800	Day	Rent
Commercial Filming Location Fees - Nature Center Filming	Nature Center Filming	\$5,325	Day	Rent
Commercial Filming Location Fees - Manazar Gamboa Community Theatre	Manazar Gamboa Community Theatre	\$2,000	Day	Rent
El Dorado Park East - Film/Commercial	El Dorado Park East - Film/Commercial	\$2,000	Day	Rent
Commercial Filming Location Fees - Skate Park Rental Rates	Skate Park Rental Rates	\$3,750	Day	Rent
HOMELAND CENTER				
Homeland Center-Specialty Classes	Specialty Classes	\$2-\$20	Class	Fee
Homeland Center-Dance Fest	Dance Fest	\$5-\$20	Class	Fee
Staff Charge (non-technical)	Staff Charge (non-technical) Manazar Gamboa Community Theatre	\$30	Hour	Fee
Staff Charge (technical-lighting or sound technician)	Staff Charge (technical-lighting or sound technician) Manazar Gamboa Community Theatre	\$35	Hour	Fee

MASTER FEES AND CHARGES SCHEDULE

DEPARTMENT: PARKS, RECREATION, & MARINE				
Fee Name	Description	Fee	Per	Type
HOMELAND CENTER				
Theatre Lighting	Theatre Lighting Manazar Gamboa Community Theatre	\$55	Event	Fee
Sound System	Sound System Manazar Gamboa Community Theatre	\$55	Event	Fee
Refundable Security Deposit	Refundable Security Deposit Manazar Gamboa Community Theatre	\$375	Event	Fee
Rental (resident) Manazar Gamboa Community Theatre	Rental (resident) Manazar Gamboa Community Theatre	\$80	Hour	Rent
Rental (non-resident) Manazar Gamboa Community Theatre	Rental (non-resident) Manazar Gamboa Community Theatre	\$105	Hour	Rent
Rental (non-profit) Manazar Gamboa Community Theatre	Rental (non-profit) Manazar Gamboa Community Theatre	\$80	Hour	Rent
Rental (for profit) Manazar Gamboa Community Theatre	Rental (for profit) Manazar Gamboa Community Theatre	\$155	Hour	Rent
Filming Manazar Gamboa Community Theatre	Filming Manazar Gamboa Community Theatre	\$2,000	Day	Rent
NATURE CENTER				
Nature Center Night Walks	Night time guided exploration tour of Nature Center Trails	\$5	Participant	Fee
Naturalist Led Special Classes	Nature Center Naturalist Led Special Classes	\$10 - \$20	Child/Class	Fee
Parent and Me Pre School Class	Nature Center - Parent and Me Pre School Class	\$20	Child/Class	Fee
Additional Participant Fee	Nature Center - Additional participants in the Parent and Me Pre School Class	\$10	Class	Fee
Tales and Trails Pre School Program	Nature Center Tales and Trails Pre School Program	\$40	Child/Session	Fee
Bubble, Fizz Boom Pre School Program	Nature Center Bubble, Fizz Boom Pre School Program	\$55	Child/Session	Fee
Pre School in Nature	Nature Center Pre School in Nature	\$100	Child/Session	Fee
Guided School Tours	Nature Center Guided School Tours	\$5 - \$8	Participant	Fee
Guided Tours (Non-school Organizations)	Nature Center Guided Tours (Non-school Organizations)	\$5	Participant	Fee
Tours Permit Fee	Nature Center Tours Permit Processing Fee	\$22	Each	Fee
Backpack Tour Kit (Self Guiding)	Nature Center Backpack Tour Kit (Self Guiding)	\$10	Kit	Fee

MASTER FEES AND CHARGES SCHEDULE

DEPARTMENT: PARKS, RECREATION, & MARINE				
Fee Name	Description	Fee	Per	Type
NATURE CENTER				
Nature Kids Summer Camp (Preschool)	Nature Center Nature Kids Summer Camp (Preschool)	\$100	Child/Week	Fee
Nature Kids Summer Camp (Elementary)	Nature Center Nature Kids Summer Camp (Elementary)	\$120	Child/Week	Fee
Spring/Winter Break Workshops	Nature Center	\$20	Workshop	Fee
MERCHANDISE				
Nature Center Bookstore Fee	Nature Center Bookstore Various Items for Resale	\$.25 - \$50	Item	Fee
COMMUNITY & SCHOOL POOLS				
JORDAN, KING, MILLIKAN & SILVERADO POOLS				
We do not offer diving classes or party rentals at the school pools				
Daily Admission Fees-Adult	Adult	\$3	Person	Fee
Daily Admission Fees-Youth	Youth	\$1	Person	Fee
Daily Admission Fees-Senior	Senior	\$2	Person	Fee
Ticket Book for Adults	Each book contains 25 Tickets	\$65	Book	Fee
Ticket Book for Youth	Valid for 25 sessions. \$5 discount for purchase of 25 visits.	\$20	Book	Fee
Ticket Book for Senior	Each book contains 25 Tickets	\$40	Book	Fee
Replacement Membership Card	Replacement Membership Card	\$8	Card	Fee
Permit Administrative Fee (non-refundable)	Permit Administrative Fee (non-refundable)	\$40	Each	Fee
King Pool Activity Room Rental	King Pool Activity Room Rental	\$30	Hour	Rent
Group Rental Rates - Business or For Profit, 10-40 patrons	10-40 patrons	\$100	Hour	Rent
Group Rental Rates - Business or For Profit, 41-80 patrons	41-80 patrons	\$150	Hour	Rent
Group Rental Rates - Business or For Profit, 81-100 patrons	81-100 patrons	\$200	Hour	Rent
Group Rental Rates - Business or For Profit, 101-120 patrons	101-120 patrons	\$250	Hour	Rent

MASTER FEES AND CHARGES SCHEDULE

DEPARTMENT: PARKS, RECREATION, & MARINE				
Fee Name	Description	Fee	Per	Type
COMMUNITY & SCHOOL POOLS				
Group Rental Rates - Resident or Non-profit, 10-40 patrons	10-40 patrons	\$75	Hour	Rent
Group Rental Rates - Resident or Non-profit, 41-80 patrons	41-80 patrons	\$100	Hour	Rent
Group Rental Rates - Resident or Non-profit, 81-100 patrons	81-100 patrons	\$125	Hour	Rent
Group Rental Rates - Resident or Non-profit, 101-120 patrons	101-120 patrons	\$150	Hour	Rent
Lane Rental		\$25	Lane/Hour	Rent
Lifeguard Fee		\$30	Hour	Fee
SWIMMING LESSONS AND ACTIVITIES				
We do not offer diving classes or party rentals at the school pools				
Group Swim Adult Fees	Cost is for 10 weeks	\$50	Session	Fee
Group Swim Youth Fees	Cost is for 10 weeks	\$40	Session	Fee
Water Aerobics - Non Senior	49 years old and younger. Fee is per class.	\$3	Class	Fee
Private Lessons Fee		\$185	Session	Fee
Semi-Private Lessons Fee		\$124	Session	Fee
SPECIAL SERVICES FEES				
Movie & Equipment Rental Fee - LBUSD School Organizations	Movie/Equipment/Staff - LBUSD School Organizations	\$1,100	Event	Rent
Movie & Equipment Rental Fee - Popcorn Machine/Popcorn/Supplies	Popcorn Machine/Popcorn/Supplies	\$125 - \$350	Event	Rent
Movie & Equipment Rental Fee: Replacement Fee - Small Screen	Replacement Fee - Small Screen	\$295	Event	Rent
Movie & Equipment Rental Fee: Replacement Fee - Large Screen	Replacement Fee - Large Screen	\$320	Event	Rent
Movie & Equipment Rental Fee - Non Profit Organizations	Movie/Equipment/Staff - Non Profit Organizations	\$1,200	Event	Rent

MASTER FEES AND CHARGES SCHEDULE

DEPARTMENT: PARKS, RECREATION, & MARINE				
Fee Name	Description	Fee	Per	Type
SPECIAL SERVICES FEES				
Movie & Equipment Rental Fee - Long Beach Resident	Movie/Equipment/Staff - Long Beach Resident	\$1,400	Event	Rent
Movie & Equipment Rental Fee - Non Resident	Movie/Equipment/Staff - Non Resident	\$1,700	Event	Rent
USER SERVICES				
Advertising, Merchandise, & Fax Fees				
Newsletter Fee - Ad Space/Issue	Ad Space/Issue	\$26 - \$232	Each	Fee
Ad Design Services - Custom Ad Creation and Editing	Custom Ad Creation and Editing	\$58	Hour	Fee
Quarterly Brochure Non-Profit Fees - Full Color Back Cover Ad	Full Color Ad Back Cover	\$2,500	Issue	Fee
Quarterly Brochure Non-Profit Fees - Full Page Full Color Ad	Full Page Full Color Ad	\$1,350	Issue	Fee
Quarterly Brochure Non-Profit Fees - Half Page Full Color Vertical Ad	Half Page Full Color Vertical Ad	\$800	Issue	Fee
Quarterly Brochure Non-Profit Fees - Half Page Full Color Horizontal Ad	Half Page Full Color Horizontal Ad	\$800	Issue	Fee
Quarterly Brochure Non-Profit Fees - Quarter Page Full Color Ad	Quarter Page Full Color Ad	\$450	Issue	Fee
Ad Space/Commercial Fees - Full Color Back Cover Ad	Full Color Ad Back Cover	\$2,700	Issue	Fee
Ad Space/Commercial Fees - Inside Front Cover	Inside Front Cover	\$2,350	Issue	Fee
Ad Space/Commercial Fees - Inside Back Cover	Inside Back Cover	\$2,350	Issue	Fee
Ad Space/Commercial Fees - Full Color Full Page Ad	Full Color Full Page Ad	\$1,700	Issue	Fee
Ad Space/Commercial Fees - Half Page Full Color Vertical Ad	Half Page Full Color Vertical Ad	\$950	Issue	Fee
Ad Space/Commercial Fees - Half Page Full Color Horizontal Ad	Half Page Full Color Horizontal Ad	\$950	Issue	Fee

MASTER FEES AND CHARGES SCHEDULE

DEPARTMENT: PARKS, RECREATION, & MARINE				
Fee Name	Description	Fee	Per	Type
USER SERVICES				
Ad Space/Commercial Fees - Quarter Page Full Color Ad	Quarter Page Full Color Ad	\$550	Issue	Fee
Multiple Insertion Discount Fee - (2) Insertions paid in advance	Discounts given in consideration of multiple reservations for paid ad space. 10% discount for commitments to two issues, and 20% discount for three or more issues.	10%	Each	Fee
Multiple Insertion Discount Fee - (3 or more) Insertions paid in advance	Discounts given in consideration of multiple reservations for paid ad space. 10% discount for commitments to two issues, and 20% discount for three or more issues.	20%	Each	Fee
SUNNYSIDE CEMETERY				
Cremation Burial (Open/Close)	Cremation Burial (Open/Close)	\$800	Each	Fee
Regular Burial (Open/Close) - Single	Regular Burial (Open/Close) - Single	\$1,500	Each	Fee
Regular Burial (Open/Close) - Double	Regular Burial (Open/Close) - Double	\$1,700	Each	Fee
Companion Conversion	Companion Conversion	\$5,700	Each	Fee
Disposition Permit	Disposition Permit	\$8.50	Each	Fee
Marker Set (Without cement border)	Marker Set (Without cement border)	\$200	Each	Fee
Marker Set (With cement border)	Marker Set (With cement border)	\$250	Each	Fee
Vault (Sissell # 5)	Vault (Sissell # 5)	\$600	Each	Fee
Vault (With Saturday Delivery)	Vault (With Saturday Delivery)	\$800	Each	Fee
Vault (Cremation)	Vault (Cremation)	\$200	Each	Fee
Vault (Cremation-Oversize)	Vault (Cremation-Oversize)	\$250	Each	Fee
Grave- Single	Grave- Single	\$6,500	Each	Fee
Grave- Double	Grave- Double	\$8,000	Each	Fee
Grave - Cremation	Grave - Cremation	\$2,650	Each	Fee
Flower vase (in ground)	Flower vase (in ground)	\$50	Each	Fee
Graveside Service (Chairs)	Graveside Service (Chairs)	\$110	Each	Fee
Weekend Services	Weekend Services	\$450	Each	Fee
TIDELANDS FEES				

MASTER FEES AND CHARGES SCHEDULE

DEPARTMENT: PARKS, RECREATION, & MARINE				
Fee Name	Description	Fee	Per	Type
THE FOLLOWING TIDELANDS AND SPECIAL EVENT FEES ARE APPROVED BY THE LONG BEACH CITY COUNCIL THROUGH THE ADOPTION OF A RESOLUTION DURING A HEARING.				
BAYSHORE AND COLORADO LAGOON FACILITIES				
Event Rental	Facility rental fee at Bayshore and Colorado Lagoon sites	260	Event	Rent
Facility Site Fee - Various Locations	Pre-school co-op school use at Bayshore and Colorado Lagoon sites	\$176 - \$500	Annual Rate	Rent
BELMONT PLAZA POOL				
Late Fee	Penalties will accrue per month and be added to the total balance owed to offset costs associated with the ongoing payment collections process up to a maximum of one hundred percent (100%) of the amount payable on the due date.	10%	total fees owed/month of non-payment	Penalty
GROUP RENTAL RATES				
Filming at Belmont Pool	Filming location fee for Belmont Pool, includes staff	435	Hour or \$4,800 for 12-hour day	Rent
Business/Profit	Company businesses	\$350	Hour	Rent
SWIMMING LESSONS/ACTIVITIES				
General Admission - Adults	Recreation/lap swim	4	Session	Fee
General Admission - Seniors	Recreation/lap swim	3	Session	Fee
General Admission - Children	Recreation/lap swim	1	Session	Fee
Lane Rental - 25 meter	Cost is per lane per hour - 25 meter	\$35	Lane/Hr	Rent
Lane Rental - 50 meter	Cost is per lane per hour - 50 meter	\$70	Lane/Hr	Fee
Private Lessons	8 lessons/25 minutes each	200	Person	Fee
Semi-Private Lessons	2 to 3 students (8 lessons/25 minutes each)	128	Person	Fee
Group Lessons, Adult	Cost is for 8 lessons	65	Person	Fee
Group Lessons, Youth	Cost is for 8 lessons	55	Person	Fee
Water Aerobics (daily) Non-Seniors	49 years old and younger. Fee is per class	6	Class	Fee
Plaza Pass Fee (Water Aerobics)	Fee is for a 10 class pass. \$20 discount for purchase of 10 classes	\$48	10 Classes	Fee
Adult Plaza Pass (Recreation/Lap Swim)	Valid for 25 sessions. \$13 discount for purchase of 25 visits.	87	Person	Fee
Senior Plaza Pass (Recreation/Lap Swim)	Valid for 25 sessions. \$17 discount for purchase of 25 visits.	58	Person	Fee

MASTER FEES AND CHARGES SCHEDULE

DEPARTMENT: PARKS, RECREATION, & MARINE				
Fee Name	Description	Fee	Per	Type
BELMONT PLAZA POOL				
Youth Plaza Pass (Recreation/Lap Swim)	Valid for 25 sessions. \$5 discount for purchase of 25 visits.	20	Person	Fee
Lifeguard Training	American Red Cross certification course	\$170	Person	Fee
Lifeguard Challenge (Re-certification of Lifeguard Challenge)	American Red Cross certification course	\$110	Person	Fee
Water Safety Instructor	American Red Cross certification course	\$170	Person	Fee
Lifeguard Fee	Additional staff charge based on size of event	35	Hour/Lifeguard	Fee
Application Fee-For an event that charges an admission fee	For an event that charges an admission fee	235	Each	Fee
Application Fee-For an event that does not charge an admission fee	For an event that does not charge an admission fee	125	Each	Fee
Merchandise Sales	Advanced approval required	15%	Gross Sales	Fee
Merchandise Sales - Tickets, programs, event t-shirts	Advanced approval required	5%	Gross Sales	Fee
Food Concession Operation		15%	Gross Sales	Fee
BELMONT PLAZA OUTDOOR POOLS				
RENTAL RATES (BASED ON AVAILABLE OUTDOOR POOL)				
Swim/Water Polo Practice Group I - Long Beach-based Public Educational Institutions (whole pool)	Hourly rental of new outdoor pool for swimming or water polo practice for Long Beach-based public educational institutions	\$20	Hour	Fee
Short Course Swim Practice - Group II Teams (Non-Profit with 60% LB residents; space available basis)	Hourly rental of deep end of new outdoor pool for water polo practice for nonprofit groups comprised of at least 60% Long Beach residents	\$6 Short Course	HOUR	Fee
Long Course Swim Practice - Group II Teams (Non-Profit with 60% LB residents; space available basis)	Hourly rental of a 50-meter lane. Hourly rental of a 50-meter lane by nonprofit groups comprised of at least 60% Long Beach residents by nonprofit groups comprised of at least 60% Long Beach residents	\$10 Long Course	Hour	Fee
Short Course Swim Practice - Group III Teams (Non-Profit; space available basis)	Hourly rental of a 25-yard or 25-meter lane by nonprofit groups	\$7 Short Course	Hour	Fee

MASTER FEES AND CHARGES SCHEDULE

**Excludes changes to Modified Summer Camp Programming Fee per child/week rates (\$50-\$149 before and after care; \$30 -\$114 base hours).
Presented to City Council on April 12, 2022. Pending final minutes for inclusion in the Master Fees and Charges Schedule.*

DEPARTMENT: PARKS, RECREATION, & MARINE				
Fee Name	Description	Fee	Per	Type
BELMONT PLAZA OUTDOOR POOLS				
Long Course Swim Practice - Group III Teams (Non-Profit; space available basis)	Hourly rental of a 50-meter lane by nonprofit groups	\$12 Long Course	Hour	Fee
Deep Lane Water Polo Practice - Group II Teams (Non-Profit with 60% LB residents; space available basis)	Hourly rental of deep end of new outdoor pool for water polo practice for nonprofit groups comprised of at least 60% Long Beach residents	\$45 (Deep Lanes)	Hour	Fee
Deep Lane Water Polo Practice - Group III Teams (Non-Profit; space available basis)	Hourly rental of deep end of new outdoor pool for water polo practice for nonprofit groups	\$55 (Deep Lanes)	Hour	Fee
Whole Pool Competition Rental - Groups I & II (Long Beach-based Public Educational Institutions and Non-Profit with 60% LB residents; space available basis)	Hourly rental of entire new outdoor pool for a swimming or water polo competition, by Long Beach-based public educational institutions or by nonprofit groups comprised of at least 60% Long Beach residents	\$85, no Permit Fee; 15% concession sales	Hour	Fee
Whole Pool Competition Rental Group III (Non-Profit; space available basis)	Hourly rental of entire new outdoor pool for a swimming or water polo competition	\$160, \$115 Permit Fee; 15% concession sales	Hour	Fee
Exclusive Use - Small Outdoor Pool	Hourly rental of the entire small outdoor pool (does not include amenities included in existing Private Party – Small Outdoor Pool)	72	Hour	Fee
Private Party - Small Outdoor Pool	Hourly rental of the entire small outdoor pool for parties; includes amenities like tables, chairs, umbrellas and inflatable toys	\$135	Hour	Fee
DAY CAMPS-AQUATICS -TIDELANDS*				
Aquatic Camp	Camp is 35 hours per week	165	Child/Week	Fee
Daily Fee	Single day fee used to prorate weeks without five days of camp	37	Child/Day	Fee
Counselor-In-Training	Ages 13 – 17, must have completed 8th grade. Participants learn team building activities, camper supervision and boating skills in addition to obtaining valuable Red Cross CPR certification. Participants must be able to attend the entire three-week program. Three week course, 9:00 a.m. - 4:00 p.m.	320	Each	Fee
AQUATIC DAY CAMP EXTENDED CARE				
Child care before and/or after camp				

MASTER FEES AND CHARGES SCHEDULE

DEPARTMENT: PARKS, RECREATION, & MARINE				
Fee Name	Description	Fee	Per	Type
DAY CAMPS-AQUATICS -TIDELANDS				
Aquatic Day Camp A.M. Session (7:00 a.m. - 9:00 a.m.)	Aquatic Day Camp A.M. Session (7:00 a.m. - 9:00 a.m.)	\$28	Week/Child	Fee
Aquatic Day Camp P.M. Session (4:00 p.m. - 6:00 p.m.)	Aquatic Day Camp P.M. Session (4:00 p.m. - 6:00 p.m.)	\$28	Week/Child	Fee
Late Pick-Up Fee Penalty	Fee for each additional 15 minutes per child if picked up after 6:00 p.m.	21	Per 15 Min./Per Child	Penalty
Day Camp Deposit - reserves space in summer camp	Non-refundable deposit to reserve space for each additional week per child	\$30	Week/Child	Fee
COMMERCIAL FILMING LOCATION FEES - TIDELANDS				
Department Sites Rental in Tidelands Commercial filming	Commercial filming site rental fee	255	Hour to Maximum \$800; Plus Staff Costs	Rent
Staff (Tidelands)	Fee for site monitoring	\$30 - \$75	Hour	Rent
Still photo shoot	Still photo shoot in Tidelands areas	\$200	Day	Rent
Belmont Pool Commercial Filming	Commercial filming location fee for Belmont Pool, includes staff	435	Hour, \$4,800 for 12-hour day	Rent
Marina Commercial Filming	Commercial filming location fee for the marinas	270	Hour Plus Staff Costs	Rent
LEEWAY SAILING CENTER - TIDELANDS				
SAILING CENTER RENTALS				
Offered during Sail Club days and hours				
Kayak Rental	Participants must successfully complete a course conducted at Leeway Sailing Center or must pass a skills check prior to rental (will receive a certificate)	\$13	Hour	Rent
Canoe/Sail Board Rental	Participants must successfully complete a course conducted at Leeway Sailing Center or must pass a skills check prior to rental (will receive a certificate)	\$13	Hour	Rent
Sabot Rental	Participants must successfully complete a course conducted at Leeway Sailing Center or must pass a skills check prior to rental (will receive a certificate)	\$17	Hour	Rent

MASTER FEES AND CHARGES SCHEDULE

DEPARTMENT: PARKS, RECREATION, & MARINE				
Fee Name	Description	Fee	Per	Type
LEEWAY SAILING CENTER - TIDELANDS				
Capri Rental	Participants must successfully complete a course conducted at Leeway Sailing Center or must pass a skills check prior to rental (will receive a certificate)	\$17	Hour	Rent
Skills Check for Rentals	Participants must successfully complete a course conducted at Leeway Sailing Center or must pass a skills check prior to rental (will receive a certificate)	95	Each	Rent
SAILING CENTER CLASSES				
Kayak Class	10 years and up -- 4 hours/session	49	Session	Fee
Keelboat Class	13 years and up -- 16 hours/session (30' boats)	133	Session	Fee
Sabot Sailing Class - 12 hours/session	8 years and up -- 12 hours/session (8' boats) includes boat rental and all equipment will be provided	120	Session	Fee
Sabot Sailing Class - 20 hours/session	8 years and up -- 20 hours/session (8' boats) includes boat rental and all equipment will be provided	195	Session	Fee
Sabot Race Team	Sabot Race Team	\$250	Four week session	Fee
Capris Sailing Class	13 years and up -- 12 hours/session (14' boats)	120	Session	Fee
Little Leewhalers	7-9 years of age -- basics of canoeing, kayaking, sailing, and beach safety (summer only)	110	Session	Fee
Semi-Private Lessons	Two students	91	Two Hours/Person	Fee
Private Lessons	Individuals	120	Two Hours/Person	Fee
Group Packages	Other cities, nonprofit groups, private organizations - packages vary	\$14 - \$46	Person	Fee
Model Boat Shop	Summer only at Colorado Lagoon (ages 7 and up)	\$65	Participant	Fee
Bay Club Teen Camp	13 years and up -- 12-5 p.m., Mon-Fri	123	Week	Fee
SAILING CENTER BIRTHDAY PARTY PACKAGES				
Non-Refundable Deposit for all birthday parties	Non-refundable deposit due at time of reservation	\$50	Party Scheduled	Fee
Birthday Party Package "A"	3 hours: includes 1 hour of beach games, 1 hour of for lunch and 1 hour of boating. Pricing based on size of party, package and amenities.	\$260 - \$500	Event	Fee

MASTER FEES AND CHARGES SCHEDULE

DEPARTMENT: PARKS, RECREATION, & MARINE				
Fee Name	Description	Fee	Per	Type
LEEWAY SAILING CENTER - TIDELANDS				
Birthday Party Package "B"	2 hours: includes 1 hour for beach games or lunch and 1 hour of boating. Pricing based on size of party, package and amenities.	\$205 - \$482	Event	Fee
ENVIRONMENTAL PROGRAMS				
Colorado Lagoon Classes-Educational classes	Educational classes	\$5 - \$58	Class	Fee
Colorado Lagoon Tours-Exploration tour	Exploration tour	\$5 - \$13	Hour	Fee
N.C. Permit Processing Fee	Processing paperwork for guided tour and two bus parking passes	\$40	Each	Fee
Adopt-A- Beach Educational Program	Educational classes: two-three 5th grade classes at each tour	\$8	Participant	Fee
ROLLER HOCKEY				
Forfet Fee - Roller Hockey	Officiating fee for both teams	26	Game	Fee
ROLLERHOCKEY BAYSHORE LEAGUE FEE				
Roller Hockey	Maximum of 15 players ages 18 & up	745	Team	Fee
Roller Hockey Bayshore Youth Fee	Instructional League - ages 5-13 (practices and eight-games)	\$85	Child	Fee
Rink Rental	Bayshore Rink - team practices, parties, or special events - reservations taken at the Adult Sports office, 4700 Deukmejian Drive or call 570-1725	\$43 - \$160	Hour (Includes Staff)	Rent
Roller Hockey Deposits	Non-refundable	\$35.00	Permit	Fee
Roller Hockey Adult Pick-Up Play	Ages 18 & up (14-17 with written consent), full equipment required, 16 players, 2 goalies maximum per session	\$6	1.5 Hours	Fee
ATHLETIC FACILITIES-PERMITS & RESERVATIONS				
Late Fee	Penalties will accrue per month and be added to the total balance owed to offset costs associated with the ongoing payment collections process up to a maximum of one hundred percent (100%) of the amount payable on the due date.	10%	total fees owed/month of non-payment	Penalty
Forfeit Fee - Volleyball	Officiating fee for both teams	\$28	Game	Fee
Volleyball Court Resident/Non-Profit (Hourly, 2 Hour Minimum)	Resident/Non-Profit	\$8	Hour/Court	Rent

MASTER FEES AND CHARGES SCHEDULE

DEPARTMENT: PARKS, RECREATION, & MARINE				
Fee Name	Description	Fee	Per	Type
ATHLETIC FACILITIES-PERMITS & RESERVATIONS				
Volleyball Court Resident/Non-Profit (Daily, 4 or more hours)	Resident/Non-Profit	\$34	Day/Court	Rent
Volleyball Court Commercial/Profit (Hourly, 2 Hour Minimum)	Commercial/Profit	15	Hour/Court	Rent
Volleyball Court Commercial/Profit (Daily)	Commercial/Profit	73	Day/Court	Rent
Beach Area - Adult - Resident/Non-Profit (Hourly, 2 Hour Minimum)	Resident/Non-Profit	12	Hour/Court	Rent
Beach Area - Adult - Commercial/Profit (Hourly, 2 Hour Minimum)	Commercial/Profit	19	Hour/Court	Rent
Beach Area - Youth - Resident/Non-Profit (Hourly, 2 Hour Minimum)	Resident/Non-Profit	9	Hour/Court	Rent
Beach Area - Youth - Commercial/Profit (Hourly, 2 Hour Minimum)	Commercial/Profit	17	Hour/Court	Rent
Court and Beach Area Staff	Staff Monitoring/Assistance	\$30	Hour	Rent
Add/Remove/Move of Volleyball Court	Adding, removing or moving of volleyball court	\$76 plus actual cost of contractor	Each	Fee
Commercial Groups	Commercial Tournaments 15% of Gross Receipts	15%	Event/Gross Receipts	Rent
MARATHON/BIKE RACES FEES (NON SPECIAL EVENT)				
Runs, Walks, etc. Under 100 (Tidelands)	Permit and coordination of marathons, walks, etc. Under 100 participant at event	\$65	Day	Fee
Runs, Walks, etc. 100-400 (Tidelands)	Runs, Walks, etc. 100-400 (Tidelands)	\$130	Day	Fee
Runs, Walks, etc. Over 400 (Tidelands)	Permit and coordination of marathons, walks, etc. Over 400 participants	\$195	Day	Fee
MARINE BUREAU - TIDELANDS FUNDS				
BEACH PARKING				
Hornblower North Parking Lot	Monthly Parking Pass	\$55	Month	Rent
Launch Ramp Fees	Per entry fee for Launch Ramp Entrance	\$12	Per Entry	Rent
Monthly Launch Ramp Card	Monthly fee for unlimited use of any of the Long Beach launch ramps	\$180	Month	Rent

MASTER FEES AND CHARGES SCHEDULE

DEPARTMENT: PARKS, RECREATION, & MARINE				
Fee Name	Description	Fee	Per	Type
MARINE BUREAU - TIDELANDS FUNDS				
Launch Ramp Card Replacement Fee	Charge to contractors who lose their launch ramp card and request for replacement	\$50	Occurrence	Fee
Rainbow Harbor Events	Fee for events held at Rainbow Harbor	2065	Day or to Maximum \$10,000	Rent
Special Event Parking Fee	Parking fee at all Tidelands parking lots during a special event	\$12-\$20	Event/Vehicle	Rent
MARINA FEES				
Public Seawall Lease Permit Fee	The annual rent is charged on a per square foot basis for water space occupied by docks, floats, gang ways, or piers, including berthing space surrounding the structures. Effective fee amount may be subject to CPI adjustments.	\$0.58 per square foot, charged annually, adjusted by CPI	Sq. foot	Rent
Marina Slip Permit Fee - 15 Foot Slip	Permit Fee for a 15 foot slip (Concrete docks)	\$161.85	Per Month	Rent
Marina Slip Permit Fee-20 Foot Slip	Permit fee for a 20 foot slip (Concrete Docks)	214.76	Per Month	Rent
Marina Slip Permit Fee-25 Foot Slip	Permit Fee for a 25 foot slip (Concrete Docks)	328.03	Per Month	Rent
Marina Slip Permit Fee-30 Foot Slip	Permit Fee for a 30 foot slip (Concrete Dock)	483.05	Per Month	Rent
Marina Slip Permit Fee-35 Foot Slip	Permit Fee for a 35 foot slip (Concrete Docks)	615.62	Per Month	Rent
Marina Slip Permit Fee-40 Foot Slip	Permit Fee for a 40 foot slip (Concrete Docks)	763.26	Per Month	Rent
Marina Slip Permit Fee-45 Foot Slip	Permit Fee on a 45 foot slip (Concrete Docks)	898.94	Per Month	Rent
Marina Slip Permit Fee-50 Foot Slip	Permit Fee for a 50 foot slip (Concrete Docks)	1028.62	Per Month	Rent
Marina Slip Permit Fee-55 Foot Slip	Permit Fee for a 55 foot slip (Concrete Dock)	1213.47	Per Month	Rent
Marina Slip Permit Fee-60 Foot Slip	Permit Fee for a 60 foot slip (Concrete Docks)	1323.83	Per Month	Rent
Marina Slip Permit Fee-65 Foot Slip	Permit Fee on a 65 foot slip (Concrete Docks)	1486.31	Per Month	Rent
Marina Slip Permit Fee-70 Foot Slip	Permit Fee for a 70 foot slip (Concrete Docks)	1648.19	Per Month	Rent
Marina Slip Permit Fee-75 Foot Slip	Permit Fee for a 75 foot slip (Concrete Docks)	1826.23	Per Month	Rent

MASTER FEES AND CHARGES SCHEDULE

DEPARTMENT: PARKS, RECREATION, & MARINE				
Fee Name	Description	Fee	Per	Type
MARINE BUREAU - TIDELANDS FUNDS				
Marina Slip Permit Fee-80 Foot Slip	Permit Fee for an 80 foot slip (Concrete Docks)	2003.59	Per Month	Rent
Marina Slip Permit Fee-85 Foot Slip	Permit Fee for an 85 foot slip (Concrete Docks)	2195.85	Per Month	Rent
Marina Slip Permit Fee-90 Foot Slip	Permit Fee for a 90 foot slip (Concrete Docks)	2,388.18	Per Month	Rent
Marina Slip Permit Fee-95 Foot Slip	Permit Fee for a 95 foot slip (Concrete Dock)	2,595.33	Per Month	Rent
Marina Slip Permit Fee-100 Foot Slip	Permit Fee for a 100 foot slip (Concrete Dock)	2802.54	Per Month	Rent
Marina Slip Permit Fee-105 Foot Slip	Permit Fee for a 105 foot slip (Concrete Docks)	3024.66	Per Month	Rent
Marina Slip Permit Fee-110 Foot Slip	Permit Fee for a 110 foot slip (Concrete Docks)	3,246.86	Per Month	Rent
Marina Slip Permit-115 Foot Slip	Permit Fee for a 115 foot slip (Concrete Docks)	3,483.86	Per Month	Rent
Marina Slip Permit Fee-120 Foot Slip	Permit Fee for a 120 foot slip (Concrete Docks)	3720.87	Per Month	Rent
Recreational Marina Slip Permit Rate for Non-Profit Organizations	Monthly rental fee for regular or temporary slip rental for non-profit organizations. This fee applies to any new non-profit organizations that start slip rental after 10/1/18.	50% of regular rate	Per Month	Fee
Marina Slip Rate for Non-Profit	Monthly rental fee for regular or temporary slip rental for non-profit organizations	50% of regular rate	Per Month	Fee
Marina Temporary Permit Fee-20 foot slip	20 foot slip	259.91	Per Month	Rent
Marina Temporary Permit Fee-25 Foot Slip	25 Foot Slip	405.97	Per Month	Rent
Marina Temporary Permit Fee-30 Foot Slip	30 Foot Slip	584.58	Per Month	Rent
Marina Temporary Permit Fee-35 Foot Slip	35 Foot Slip	745.14	Per Month	Rent
Marina Temporary Permit Fee-40 Foot Slip	40 Foot Slip	923.80	Per Month	Rent
Marina Temporary Permit Fee-45 Foot Slip	45 Foot Slip	1,087.88	Per Month	Rent
Marina Temporary Permit Fee-50 Foot Slip	50 Foot Slip	1,244.82	Per Month	Rent
Marina Temporary Permit Fee-55 Foot Slip	55 Foot Slip	1,468.53	Per Month	Rent
Marina Temporary Permit Fee-60 Foot Slip	60 Foot Slip	1,602.08	Per month	Rent

MASTER FEES AND CHARGES SCHEDULE

DEPARTMENT: PARKS, RECREATION, & MARINE				
Fee Name	Description	Fee	Per	Type
MARINE BUREAU - TIDELANDS FUNDS				
Marina Temporary Permit Fee-65 Foot Slip	65 Foot Slip	1,798.72	Per Month	Rent
Marina Temporary Permit Fee-70 Foot Slip	70 Foot Slip	1,995.34	Per Month	Rent
Marina Temporary Permit Fee-75 Foot Slip	75 Foot Slip	2210.03	Per Month	Rent
Marina Temporary Permit Fee-80 Foot Slip	80 Foot Slip	2,424.77	Per Month	Rent
Marina Temporary Permit Fee-85 Foot Slip	85 Foot Slip	2,657.53	Per Month	Rent
Marina Temporary Permit Fee-90 Foot Slip	90 Foot Slip	2,890.23	Per Month	Rent
Marina Temporary Permit Fee-95 Foot Slip	95 Foot Slip	3140.96	Per Month	Rent
Marina Temporary Permit Fee-100 Foot Slip	100 Foot Slip	3,391.63	Per Month	Rent
Marina Temporary Permit Fee-105 Foot Slip	105 Foot Slip	3660.51	Per Month	Rent
Marina Temporary Permit Fee-110 Foot Slip	110 Foot Slip	3929.28	Per Month	Rent
Marina Temporary Permit-115 Foot Slip	115 Foot Slip	4216.18	Per Month	Rent
Marina Temporary Permit Fee-120 Foot Slip	120 Foot Slip	4502.92	Per Month	Rent
Marina Slip Permit Fee-Alamitos Bay Landing Dock	Alamitos Bay Landing Dock	6.50	Lineal Foot/Month, 10-Ft. Minimum	Rent
Berth Rental Fee (Berths 1, 2, & 3) @ Alamitos Bay	MONTHLY RENTAL FEE FOR THE BERTHS 1, 2 AND 3 AT ALAMITOS BAY	2519.40	Per Month	Rent
Marina Slip Permit Fee-Wide Slip Fee	Wide Slip Fee	1.10	Square Foot of Permitted Space/Month	Rent
Marina Slip Permit Fee-Rainbow Harbor/Alamitos Bay Commercial Slip Fee	Rainbow Harbor/Alamitos Bay Commercial Slip Fee	19.15	Lineal Foot/Month, 10-Ft. Minimum	Rent
Marina Slip Permit Fee-Permanent End Tie Slip Fee	Permanent End Tie Slip Fee	1.1 Times the Wide Slip Permit Fee with 1-Year Agreement	Month	Rent

MASTER FEES AND CHARGES SCHEDULE

DEPARTMENT: PARKS, RECREATION, & MARINE				
Fee Name	Description	Fee	Per	Type
MARINE BUREAU - TIDELANDS FUNDS				
Marina Slip Permit Fee-Personal Watercraft Slip Fee	Personal Watercraft Slip Fee	6.50	Foot/Month, 10-Ft. Minimum	Rent
Marina Slip Permit Fee-Commercial Slip Fee	Commercial Slip Fee	1.2 Times the Applicable Slip Rate for Vessels Assigned to Commercial Floats	Month	Rent
Large Vessel Temporary Berthing Fee (Rainbow Harbor, if available)	Vessels over 90' (All Days)	\$393	Day	Rent
Bait Gathering Permit Fee	To gather bait from docks in Marinas	270	Year	Fee
Waiting List	Marina Waiting List Administrative Fee	\$60	Year (or Portion thereof), List	Fee
Visiting Vessel Permit Fee	Visiting Vessel Permit Fee	\$1.38	Foot/Night, \$18 Daily Minimum	Rent
Visiting Vessel FOB Key Charge	Charge for FOB key to access dock gate at marina	\$10	Key	Fee
Visiting Vessel-Short visit, up to four hours	Short visit, up to four hours	7	Visit	Rent
Visiting Vessel-Overtime Charge, for vessels not leaving by 12 o'clock noon	Overtime Charge, for vessels not leaving by 12 o'clock noon	\$35	Day Plus Daily Fee	Rent
Boatowner/Visiting Vessel Restroom Keys-Slip permittees	Refundable deposit for slip permittees	\$100	Key	Fee
Boatowner/Visiting Vessel Restroom Keys-Guest permittees	Refundable deposit for guest permittees	\$100	Key	Fee
Mail Box Key Deposit	Refundable deposit for mail box	100	Key	Fee
Power Stanchion Locks	Refundable deposit for locks for power stanchions	\$22	Lock	Fee
Land Lockers-3-foot locker	3-foot locker	\$8.50	Month	Fee
Land Lockers-4-foot locker or Bike Locker	4-foot locker or Bike Locker	\$10.05	Month	Fee
Small Boat Storage Rack Permit Fee	Small Boat Storage Rack Permit Fee	\$13.21	Month Payable in Advance	Fee

MASTER FEES AND CHARGES SCHEDULE

DEPARTMENT: PARKS, RECREATION, & MARINE				
Fee Name	Description	Fee	Per	Type
MARINE BUREAU - TIDELANDS FUNDS				
Marina Yard Storage Space-Non-profit organizations	Rental fee for non-profit organizations	50% of regular rate	Square Foot of Permitted Space per Month	Fee
Marina Yard Storage Space-For-profit organizations	Rental fee for for-profit organizations	\$0.75	Square Foot of Permitted Space per Month	Fee
Temporary Slip Authorization	Administrative Fee	\$50.24	Each	Fee
Temporary Slip - Late Fee	Penalty for late payment on month to month temporary slips.	10%	total fees owed/month of non-payment	Penalty
Towing Fee	Towing of unauthorized vessel (Lifeguard/Fire Department Fee)	\$175	Each	Fee
Impound Fee	Charged to owner for unauthorized vessel for: non-payment; not being in proper slip; improper or non-documentation; overstaying allotted time; or Marina rule(s) violation that is deemed necessary to impound vessel.	\$130	Each	Fee
Impound Fee for Vessels from Dry-Boat Storage Areas (On Land)	Fee to impound and release smaller vessels impounded by Marine Bureau. Impound vessels include kayaks, sabots, dinghies, lazars, etc. from land storage areas such as sand stakes along the Peninsula and Bayshore Dry-Boat Storage.	\$25	Occurrence	Fee
Storage Fee (Wet Storage)	Fee for unauthorized vessel impounded by the Marine Bureau. The vessel is then stored on the water once impounded.	\$3.00	Foot/Day	Fee
Storage Fee (Dry Storage)	Fee for unauthorized vessel impounded by the Marine Bureau. The vessel is then stored on land once impounded.	\$1.15	Day	Fee
Lien Process Fee	Charged to boat owner for abandoned vessel.	\$100-\$300	Occurrence	Penalty
Liveaboard Permit fee, permits issued on or after October 1, 2003-One Tenant	One Tenant	\$197	Month	Rent
Liveaboard Permit fee, permits issued on or after October 1, 2003-Second Tenant	Second Tenant	62	Each	Rent

MASTER FEES AND CHARGES SCHEDULE

DEPARTMENT: PARKS, RECREATION, & MARINE				
Fee Name	Description	Fee	Per	Type
MARINE BUREAU - TIDELANDS FUNDS				
Liveaboard Permit fee, permits issued on or after October 1, 2003-Additional Tenants	Additional Tenants	\$51	Each/Month	Rent
Liveaboard Permit fee, permits issued between July 1, 1995 - September 30, 2003-One Tenant	One Tenant	\$120	Month	Rent
Liveaboard Permit fee, permits issued between July 1, 1995 - September 30, 2004-Second Tenant	Second Tenant	\$45	Month	Rent
Liveaboard Permit fee, permits issued between July 1, 1995 - September 30, 2005-Third, and each additional Tenants	Third, and each additional Tenants	\$35	Each/ per Month	Rent
Liveaboard Permit fee, permit issued before July 1, 1995	Liveaboard Permit	115.00	Month	Rent
Live Aboard Key Deposit	Live aboards are issued a hard key to utilize in case the electronic FOB system malfunctions; often when boat owners leave the marina, these keys are not returned making it difficult to maintain control over security.	100	Each	Fee
Landing Permit Fee	At Commercial Floats	\$125 plus \$1 per foot, plus 5% of gross receipts	Each	Fee
Shoreboat, Rowboat, Yacht Tender	Mooring Fee	\$7	Foot/Month	Fee
Parking Decal Replacement	Replacement or non-returned penalty fee	\$60	Decal	Fee
Administrative Processing Fee	I) Reinstating a cancelled permit; II) completion of the permit process, but customer decides not to move in	\$153	Each	Fee
Slip Transfer Fee	Transfer to different slip	\$36	Transfer	Fee
Leave of Absence Fee	Leave of Absence from slip	\$68	Six-month Period	Fee
Bulletin Board Posting-8" x 5"	8" x 5"	32.15	Month	Fee
Bulletin Board Posting-8 1/2" x 11"	8 1/2" x 11"	55	Month	Fee

MASTER FEES AND CHARGES SCHEDULE

DEPARTMENT: PARKS, RECREATION, & MARINE				
Fee Name	Description	Fee	Per	Type
MARINE BUREAU - TIDELANDS FUNDS				
Harbor Structure Plan Check Fee-1 to 4 slips or spaces - 1st Submittal	Harbor Structure Plan Check Fee-1 to 4 slips or spaces - 1st Submittal. 1 to 4 slips or spaces	\$100 for First Submittal, \$35 for each additional submittal	Submittal	Fee
Harbor Structure Plan Check Fee-1 to 4 slips or spaces - Each Additional Submittal	Harbor Structure Plan Check Fee-1 to 4 slips or spaces - Each Additional submittal. 1 to 4 slips or spaces	\$35	Submittal	Fee
Harbor Structure Plan Check Fee-5 or more slips or spaces - 1st Submittal	Harbor Structure Plan Check Fee-1 to 4 slips or spaces - 1st Submittal. 5 or more slips or spaces	\$265 for First Submittal, \$35 for each Additional Submittal	Submittal	Fee
Harbor Structure Plan Check Fee-5 or more slips or spaces - Each Additional Submittal	Harbor Structure Plan Check Fee-5 or more slips or spaces - Each Additional Submittal	\$35	Submittal	Fee
Harbor Structure Plan Check Fee -Unpermitted Work	Penalty for failure to submit Harbor Structure Plans prior to commencement of construction	Applicable Plan Check Fees, plus Penalty of \$1,000	Penalty	Fee
Harbor Structure Construction Inspection Fee-Float and Brow	Float and Brow	\$100	Permit	Fee
Harbor Structure Construction Inspection Fee-Float, Brow & Pier	Float, Brow & Pier	135	Permit	Fee
Harbor Structure Construction Inspection Fee-Davits	Davits	10.35	Davit	Fee
Harbor Structure Construction Inspection Fee, Commercial Floats, 1 - 1,000 lineal feet	Commercial Floats, 1 - 1,000 lineal feet	2	Foot	Fee
Harbor Structure Construction Inspection Fee, Commercial Floats, over 1,000 lineal feet	Commercial Floats, over 1,000 lineal feet	\$1,555 plus \$0.30 per Foot/Permit for each Lineal Foot in Excess of 1,000 Lineal Feet	Lineal Foot	Fee
Harbor Structure Annual Inspection Fee-Float and Brow	Float and Brow	\$135	Year	Fee

MASTER FEES AND CHARGES SCHEDULE

DEPARTMENT: PARKS, RECREATION, & MARINE				
Fee Name	Description	Fee	Per	Type
MARINE BUREAU - TIDELANDS FUNDS				
Harbor Structure Annual Inspection Fee-Float, Brow & Pier	Float, Brow & Pier	\$135	Year	Fee
Harbor Structure Annual Inspection Fee-Davits	Davits	\$135	Davit/Year	Fee
Harbor Structure Annual Inspection Fee, Commercial Floats, 1 - 1,000 lineal feet	Commercial Floats, 1 - 1,000 lineal feet	2.2	Foot/Year	Fee
Harbor Structure Annual Inspection Fee, Commercial Floats, over 1,000 lineal feet	Commercial Floats, over 1,000 lineal feet	\$1,555 plus \$0.30 per Foot/Permit for each Lineal Foot in Excess of 1,000 Lineal Feet	Lineal Foot	Fee
Harbor Structure Reinspection Fee-Float and Brow	Float and Brow	\$135	Inspection	Fee
Harbor Structure Reinspection Fee-Float, Brow & Pier	Float, Brow & Pier	\$135	Inspection	Fee
Harbor Structure Reinspection Fee-Davits	Davits	\$135	Inspection	Fee
Harbor Structure Reinspection Fee, Commercial Floats, 1 - 1,000 lineal feet	Commercial Floats, 1 - 1,000 lineal feet	1.9	Foot/Inspection	Fee
Harbor Structure Reinspection Fee, Commercial Floats, over 1,000 lineal feet	Commercial Floats, over 1,000 lineal feet	\$1,555 plus \$0.30 per Foot/Permit for each Lineal Foot in Excess of 1,000 Lineal Feet	Lineal Foot	Fee
Harbor Structure Permit Transfer Fee-Float and Brow for Private or Commercial	Float and Brow	\$135	Each	Fee
Harbor Structure Permit Transfer Fee-Pier	Pier	\$135	Each	Fee
Seawall Mooring Permit Fee	Seawall Mooring Permit. No refunds will be given for change in the boat size.	\$11.50	Lineal Foot of Overall Length of Vessel/Year	Fee

MASTER FEES AND CHARGES SCHEDULE

DEPARTMENT: PARKS, RECREATION, & MARINE				
Fee Name	Description	Fee	Per	Type
MARINE BUREAU - TIDELANDS FUNDS				
Seawall Mooring Permit Late Payment Penalty	Penalty assessed for being 30 days past due of pay-by date for seawall mooring permit annual due	10%	30 Days	Penalty
Structure Launch Permit Fee-Launch of dock structure	Launch of dock structure	\$40	Launch	Fee
Structure Launch Permit Fee-Additional part of the same dock structure	Additional part of the same dock structure	\$15	Launch	Fee
Shore Mooring Permit Fee-Sandstake	Sandstake - No refunds given for cancellation within the permitted year.	\$295	11-Month Period	Fee
Shore Mooring Permit Fee-Bay Rack	Annual Fee for Rental of a Bay Rack - No refunds given for cancellation within the permitted year.	\$200	Year	Fee
Shore Mooring Permit Fee - Bay Rack (Second Vessel)	Annual Fee for second vessel stored in a permitted Bay Rack. Prerequisite: Patron must have a permitted bay rack and preapproval must be obtained by Marine Bureau. Fee is 50% of Bay Rack annual fee.	\$100	Year	Fee
Shore Mooring Permit Fee	Waiting List Administrative Fee (Shore Mooring)	\$33	Application	Fee
Dry Boat Storage	Dry Boat Storage, up to 25'	\$112	Month/Vessel or Partial Month	Fee
Dry Boat Storage - Transfer Fee	Transfer fee at Dry Dock Storage	\$28	Per Transfer	Fee
Dry Boat Storage - Non-Profit	Dry Boat Storage - Non-Profit	50% of regular rate	Per Month	Fee
Dry Boat Storage Reinstatement Fee	Charge assessed once dry boat storage permit is cancelled	\$25	Each	Penalty
Dry Boat Storage	Dry Boat Storage, up to 30'	\$140	Month/Vessel or Partial Month	Fee
Dry Boat Storage Wait-List Fee	Waiting list administrative fee for storage at Marine Stadium Lot and any future dry-boat storage locations.	\$33	Occurrence	Fee
Dredging of Private Property	Dredging of Private Property	605	Hour	Fee
Red Tag Removal Fee	Fee applied to boat owner when a red tagged item is removed/disposed of by City staff	40	Each Item Removed	Fee
Dock Box Cleaning Fee	Fee to cover staff cost of emptying out, cleaning and transporting of items left behind after boat owner leaves the marina. Propose minimum of 2 hours with a maximum of 4 hours.	\$44	Per Hour/2 Hour Minimum, 4 Hour Maximum	Fee

MASTER FEES AND CHARGES SCHEDULE

DEPARTMENT: PARKS, RECREATION, & MARINE				
Fee Name	Description	Fee	Per	Type
MARINE BUREAU - TIDELANDS FUNDS				
Newsletter Fee - 1/4th page Ad Space/Issue	1/4th page ad in the Marina Reader	\$200	Per Ad/Per Issue	Fee
Newsletter Fee - 1/8th page Ad Space/Issue	1/8th page ad in the Marina Reader	\$135	Per Ad/Per Issue	Fee
Slip Permit Holding Fee	Non-refundable fee to hold slip for 30 days, while owner obtains vessel	50% of actual slip monthly fee	Month	Fee
Shore Mooring Racks and Sandstake Transfer Fee	Request to transfer to another location within the permitted area	\$100	Per Transfer	Fee
Shore Mooring Racks and Sandstake Re-Instatement Fee	To reinstate customer who are past due on their account	\$100	Per Re-Instatement	Fee
FACILITY RENTAL FEES				
Non-profit Group Fundraising/Publicity/Promotional Events Fees				
Facility/Beach Rental Fees-Beach Rental: Less than 500 people	Facility Use Fee for rental of public beach for an event with less than 500 people.	\$405	Day	Rent
Facility/Beach Rental Fees-Beach Rental: 500 - 1,000 people	Facility Use Fee for rental of public beach for an event with 500 - 1,000 people.	\$980	Day	Rent
Facility/Beach Rental Fees-Beach Rental: 1,000 - 2,000 people	Facility Use Fee for rental of public beach for an event with 1,000 - 2,000 people	\$1,240	Day	Rent
Facility/Beach Rental Fees-Beach Rental: More than 2,000 people	Facility Use Fee for rental of public beach for an event with more than 2,000 people	\$2,065	Day	Rent
Marine Stadium Use Fee-Tier 1 (Monday through Friday)	Facility Use fee for an event that is free and open to the public, requires no participation fee and/or donation, requires no set up, no alcohol sales and/or consumption.	\$255	Event/Week day	Rent
Marine Stadium Use Fee-Tier 1 (Saturday and Sunday)	Facility Use fee for an event that is free and open to the public, requires no participation fee and/or donation, requires no set up, no alcohol sales and/or consumption. Event is held on a Saturday or Sunday.	\$510	Event/Week end	Rent
Marine Stadium Use Fee-Tier 4 (Saturday and Sunday)	Facility Use Fee for a private event in an enclosed venue with controlled access and exclusive use. Event is held on a Saturday or Sunday with a Marine Bureau Special Use Permit ONLY. NO ALCOHOL PERMITTED.	\$2,550	Event/Week end	Rent

MASTER FEES AND CHARGES SCHEDULE

DEPARTMENT: PARKS, RECREATION, & MARINE				
Fee Name	Description	Fee	Per	Type
MARINE BUREAU - TIDELANDS FUNDS				
Marine Stadium Use Fee-Tier 4 (Monday through Friday)	Facility Use Fee for a private event in an enclosed venue with controlled access and exclusive use with a Marine Bureau Special Use Permit ONLY. NO ALCOHOL PERMITTED.	\$1,275	Event/Week day	Rent
Marine Stadium Use Fee-Tier 3 (Saturday and Sunday)	Facility Use Fee for an event that is open to the public AND requires a participant ticket/fee/donation, with controlled access and exclusive use. Event is held on a Saturday or Sunday.	\$1,530	Event/Week end	Rent
Marine Stadium Use Fee-Tier 3 (Monday through Friday)	Facility Use Fee for an event that is open to the public AND requires a participant ticket/fee/donation, with controlled access and exclusive use.	\$765	Event/Week day	Rent
Marine Stadium Use Fee-Tier 2 (Saturday and Sunday)	Facility Use fee for an event that is open to the public AND requires a participant ticket/fee/donation, or a fundraising event (permittee must have a current Charitable Solicitation Permit on file with the City). Event is held on a Saturday or Sunday.	\$765	Event/Week end	Rent
On-Site Staff Fee	For custodial, monitoring, etc.	\$75	Per hour, minimum of 2 hours	Fee
Custodial Fee	Supply and Restock	\$75	Event	Fee
Tidelands Facility Rental Fee - Tier 1	Facility Use Fee for rental of 223 Marina Dr., Mossey Kent Park, 72nd, Marine Park, Marine Stadium Park, Colorado Lagoon, Naples Plaza, or other green spaces or docks in Tidelands as approved by the City. Tier 1 is defined as: an event that is free and open to the public, requires NO participation fee and/or donation, requires no set up, no alcohol sales and/or consumption.	\$305.00	Day	Rent
Tidelands Facility Rental Fee - Tier 2	Facility Use Fee for rental of 223 Marina Dr., Mossey Kent Park, 72nd, Marine Park, Marine Stadium Park, Colorado Lagoon, Naples Plaza, or other green spaces or docks in Tidelands as approved by the City. Tier 2 is defined as: an event that is free and open to the public, AND requires a participation fee and/or donation, or a fundraising event (Permittee must have a current Charitable Solicitation Permit on file with the City).	\$610.00	Day	Rent

MASTER FEES AND CHARGES SCHEDULE

DEPARTMENT: PARKS, RECREATION, & MARINE				
Fee Name	Description	Fee	Per	Type
MARINE BUREAU - TIDELANDS FUNDS				
Marine Stadium Use Fee-Tier 2 (Monday through Friday)	Facility Use fee for an event that is open to the public AND requires a participant ticket/fee/donation, or a fundraising event (permittee must have a current Charitable Solicitation Permit on file with the City).	\$385	Day	Rent
Tidelands Facility Rental Fee - Tier 3	Facility Use Fee for rental of 223 Marina Dr., Mossey Kent Park, 72nd, Marine Park, Marine Stadium Park, Colorado Lagoon, Naples Plaza, or other green spaces or docks in Tidelands as approved by the City. Tier 3 is defined as: an event that is open to the public AND requires a participant ticket/fee/donation, with controlled access and exclusive use.	\$1,020.00	Day	Rent
Cleaning Deposit	Rental facility cleaning deposit.	290	Day	Fee
Merchandise Sales	Sale of merchandise on City property	15%	Gross Sales	Fee
Permit Administrative Fee (Tidelands)	Permit Administrative Fee (Tidelands)	\$40	Each	Fee
Permit to Gather (Tidelands) 1-25 persons	Permit to Gather at non-reservable areas within Tidelands for private event. Limited to 1-25 persons.	\$0 plus \$40 Permit Admin Fee	Permit	Fee
Permit to Gather (Tidelands) 26 - 100 persons	Permit to Gather at non-reservable areas within Tidelands for private event. Limited to 26 - 100 persons	\$32 plus \$40 Permit Admin Fee	Permit	Fee
Permit to Gather (Tidelands) 101 - 200 persons	Permit to Gather at non-reservable areas within Tidelands for private event. Limited to 101 - 200 persons	\$86 plus \$40 Permit Admin Fee	Permit	Fee
Permit to Gather (Tidelands) 201+ persons	Permit to Gather at non-reservable areas within Tidelands for private event. Limited to 201+	\$180 plus \$40 Permit Admin Fee	Permit	Fee
ANIMAL CARE SERVICES				
THE FOLLOWING ANIMAL CARE SERVICES FEES ARE APPROVED BY THE LONG BEACH CITY COUNCIL THROUGH THE ADOPTION OF A RESOLUTION DURING A HEARING.				
ANIMAL CARE SERVICES FEES				
Redemption of animal previously released by owner	Fee to get back animal that was previously released to animal control by owner	\$15.00	Animal	Fee
Pickup/Impound/Capture/On-site Fee	Fee for Animal Control Officer to pick up an owner animal	\$120.00	Officer	Fee
Dog Adoption Fee	Spay and Neuter procedure, microchip, and rabies inoculation	Actual Cost of Staff and Supplies	Dog	Fee

MASTER FEES AND CHARGES SCHEDULE

DEPARTMENT: PARKS, RECREATION, & MARINE				
Fee Name	Description	Fee	Per	Type
ANIMAL CARE SERVICES FEES				
Cat Adoption Fee	Spay and Neuter procedure, microchip, and rabies inoculation	Actual Cost of Staff and Supplies	Cat	Fee
Adoption Promotion Fee	Special Adoption Promotion Fee to adopt animal from Animal Care Services	\$5 - \$50	Each	Fee
Collection Late Fee	Penalties will accrue per month and be added to the total balance owed to offset costs associated with the ongoing payment collections process.	10% of total fees owed/month of non-payment	Each	Penalty
Late Fee	Penalties will accrue per month and be added to the total balance owed to offset costs associated with the ongoing payment collections process up to a maximum of one hundred percent (100%) of the amount payable on the due date.	10%	total fees owed/month of non-payment	Penalty
Adoption - Rabbits		\$30.00	Each	Fee
Adoption - Pocket Pet (excluding rabbits)		\$10.00	Each	Fee
FEES FOR IMPOUNDING				
Impounding Dog or Cat	Processing of impounded dog or cat	\$15.00	Each Dog or Cat	Penalty
Impounding Livestock (cows, goats, sheep, pigs,	Processing of impounded livestock	\$15.00	Each Animal	Penalty
Impounding Fowl, Birds and Pocket Pets	Processing of impounded fowl, bird or pocket pet (including rabbits)	\$15.00	Each Animal	Penalty
NONSPAYED OR UNNEUTERED WHEN IMPOUNDED				
First Violation (unaltered)	Penalty charged for Impounded Unaltered dogs prohibited (F&A 30804.7)	\$35	Each dog	Penalty
Second Violation (unaltered)	Penalty charged for Impounded Unaltered dogs prohibited (F&A 30804.7)	\$50	Each dog	Penalty
Third and Subsequent Violations (unaltered)	Penalty charged for Impounded Unaltered dogs prohibited (FA 30804.7)	\$100	Each dog	Penalty
First Violation (unaltered)	Penalty charged for L.B.M.C. 6.16.085 violation (Impounded Unaltered cats prohibited (F&A 31751.7)	\$35	Each Cat	Penalty
Second Violation (unaltered)	Penalty charged for L.B.M.C. 6.16.085 violation (Impounded Unaltered cats prohibited (F&A 31751.7)	\$50	Each Cat	Penalty
Third and Subsequent Violations (unaltered)	Penalty charged for L.B.M.C. 6.16.085 violation (Impounded Unaltered cats prohibited (F&A 31751.7)	\$100	Each Cat	Penalty
FEES FOR BOARDING OR KEEPING				

MASTER FEES AND CHARGES SCHEDULE

DEPARTMENT: PARKS, RECREATION, & MARINE				
Fee Name	Description	Fee	Per	Type
FEES FOR BOARDING OR KEEPING				
Livestock Board and Keep	Fee for board and care of livestock	\$30 plus actual cost of outside board and care	Per Animal, Per day	Fee
Dogs, Cats, Pocket Pets Board and Keep (includes quarantined animals)	Fee for board and care of animals (dogs, cats, etc.)	\$35.00	Per Animal, Per day	Fee
Exotic animals	Fee for board and care of exotic animals	\$35.00	Per Animal, per day	Fee
DOG TAG FEES				
Dog License - 12 months (Unaltered)	12 month dog license fee for dogs over four months old that are Not altered (Not spay/neutered)	\$250.00	Dog	Fee
Dog License - 24 months (Unaltered)	24 month dog license fee for dogs over four months old that are Not altered (Not spay/neutered)	\$500.00	Dog	Fee
Dog license - 36 months (Unaltered)	36 month dog license fee for dogs over four months old that are Not altered (Not spay/neutered)	\$750.00	Dog	Fee
Dog license - 12 months (Unaltered, Senior Owner)	Dog license - 12 months (Unaltered, Senior Owner 60+ years or older)	\$125.00	Dog	Fee
Dog license - 24 months (Unaltered, Senior Owner)	Dog license - 24 months (Unaltered, Senior Owner 60+ years or older)	\$250.00	Dog	Fee
Dog license - 36 months (Unaltered, Senior Owner)	Dog license - 36 months (Unaltered, Senior Owner 60+ years or older)	\$375.00	Dog	Fee
Dog License - 12 months (Altered)	12 month dog license fee for dogs over four months old that are altered (spay/neutered)	\$28	Dog	Fee
Dog License - 24 months (Altered)	24 month dog license fee for dogs over four months old that are altered (spay/neutered)	\$56.00	Dog	Fee
Dog License - 36 months (Altered)	36 month dog license fee for dogs over four months old that are altered (spay/neutered)	\$84.00	Dog	Fee
Dog License Senior Citizen - 12 months (Altered)	12 month dog license fee for altered dog for 60+ resident, proof of age required*	\$14.00	Dog	Fee
Dog License Senior Citizen - 24 months (Altered)	24 month dog license fee for altered dog for 60+ resident, proof of age required*	\$28.00	Dog	Fee
Dog License Senior Citizen - 36 months (Altered)	36 month dog license fee for altered dog for 60+ resident, proof of age required*	\$42.00	Dog	Fee
Dog License Vicious Animal	License fee for owners of vicious animals includes the cost of hearing officer and associated costs, investigative hours, property inspection, license, spay & neuter. Does not include boarding fees, quarantine and penalties.	1125	Annual	Fee
CAT TAG FEES				

MASTER FEES AND CHARGES SCHEDULE

DEPARTMENT: PARKS, RECREATION, & MARINE				
Fee Name	Description	Fee	Per	Type
CAT TAG FEES				
Cat License Senior Citizen - 12 months (Altered)	12 month cat license fee for altered cat for 60+ resident, proof of age required	\$6.00	Per license	Fee
Cat License Senior Citizen - 24 months (Altered)	24 month cat license fee for altered cat for 60+ resident, proof of age required	\$12.00	Cat	Fee
Cat License Senior Citizen - 36 months (Altered)	36 month cat license fee for altered cat for 60+ resident, proof of age required	\$18.00	Cat	Fee
Cat License Non-Profit Rescue - 12 months	Cat license for certified non-profit rescue group and feral cat colony managers	\$0	Per license	Fee
Cat License - 12 months (Altered)	12 month license fee for altered cats (spay or neutered)	\$12.00	Cat	Fee
Cat License - 24 months (Altered)	24 month license fee for altered cats (spay or neutered)	\$24.00	Cat	Fee
Cat License - 36 months (Altered)	36 month license fee for altered cats (spay or neutered)	\$36.00	Cat	Fee
PENALTIES				
Animal License Late Fee	Fee for new/renewal licenses that are purchased late; applies to unaltered and altered Dogs and Cats	\$15.00	Per Year, Dog or Cat	Penalty
ISSUE DUPLICATE TAG				
Replacement License Tag	Fee to issue replacement license tag (altered/unaltered)	\$10.00	Per Pet	Fee
INOCULATIONS AND MEDICAL CARE				
Anti-Rabies - Dog/Cat	Fee for rabies vaccination - Dog/Cat	\$6	Vaccination	Fee
Bordetella	Fee for bordetella vaccination	\$25.00	Vaccination	Fee
Distemper/Parvo	Fee for distemper/parvo	\$25.00	Vaccination	Fee
Feline Viral Rhinotracheitis CP	Fee for feline viral rhinotracheitis CP vaccination (cat)	\$25.00	Vaccination	Fee
Microchip	Microchip Fee	\$15.00	Animal	Fee
PureVax	Merial nonadjuvanted rabies vaccination for cats.	\$25.00	Vaccination	Fee
Spay or Neuter - Dog	Staff time and supply costs to spay or neuter a dog	\$80.00	Each	Fee
Spay or Neuter - Cat	Staff time and supply costs to spay or neuter a cat	\$40.00	Each	Fee
X-Ray Prices				
X-Ray - Small	X Ray service - Small	\$90.00	Session	Fee
X Ray - Large	X Ray service - Large	\$230.00	Session	Fee
DROP OFF/OWNER RELINQUISHED ANIMALS (DOGS, CATS, OTHER)				

MASTER FEES AND CHARGES SCHEDULE

DEPARTMENT: PARKS, RECREATION, & MARINE				
Fee Name	Description	Fee	Per	Type
DROP OFF/OWNER RELINQUISHED ANIMALS (DOGS, CATS, OTHER)				
Relinquish/Drop Off Fee	Fee for owner to release placeable (adoptable) animal to Animal Care Services. Fee varies	\$.00	Animal	Fee
Relinquishment - Alive Animal of Non-Contract City Owner	Fee for non-residents to release an owned animal to animal care services (includes category above plus penalty)	\$115 penalty + applicable relinquishment fee	Animal	Fee
Stray/Non-Owner Relinquishment - Dead/Alive	No fee to release stray (not owned) animals to animal control	\$0	No Fee	Fee
DEAD ANIMAL DISPOSAL				
Dead Animal Surrender	Fee to dispose of a deceased pet	\$25.00	Animal	Fee
CAT TRAPS				
Deposit (covers replacement cost of trap and tax)	Deposit fee to rent cat trap; Deposit is forfeited after 30 days if trap is not returned or damaged	\$80	Trap	Fee
Rental Charge (per day of use)	Charge to rent cat trap - charge begins on the first day of rental	\$0.00	Day	Rent
Trap Pick-up or Drop-off (includes officer time)	Fee for animal control to pick-up or drop-off a trap	\$120.00	Pick-up/Drop Off	Fee
PERMITS				
Animal Display	Limited display of approved animals by a certified non-profit organization for the purposes of promoting adoption on city property; must have current business license and transfer permit	\$0	Event	Fee
Animal Exhibitions (circus, rodeos, battle re-enactments, dog shows promoting pure-bred animals and breeding etc.)	Fee for a minimum of (2) animal control officers for a minimum of (8) hours per day to monitor and enforce animal laws and administration time	\$1925.00	Day	Fee
Dog Breeding Permit Application	Fee to process dog breeding permit application - non-refundable (as stated in municipal code), includes police time	\$5255.00	Application	Fee
Dog Breeding Permit - Annual Renewal	Fee for dog breeding permit - non-refundable (as stated in municipal code)	\$1980.00	Annual	Fee
Animals Used in Commercial Setting	Permit fee for Animals Used in Commercial Setting	\$240.00	Day	Fee
Possession of Dangerous Animal	Permit fee for first dangerous animal (includes officer inspection and administration of permit)	\$610.00	Annual	Fee
Transfer for Sale Permit (exempted classes)	Transfer for Sale Permit (exempted classes)	\$0	Permit	Fee

MASTER FEES AND CHARGES SCHEDULE

DEPARTMENT: PARKS, RECREATION, & MARINE				
Fee Name	Description	Fee	Per	Type
PERMITS				
Transfer for Sale Permit (pet shops)	Fee for pet shops to sell/transfer animals (as stated in municipal code)	\$120.00	Annual	Fee
INVESTIGATIVE SERVICES				
Court Restitution	Reimbursement for animal control staff time needed to prepare/file court cases (per hour)	Actual Cost	Hour	Fee
INSPECTION FEES				
Veterinary Clinic	Fee charged for inspection of new/remodel veterinary clinics	\$240.00	Inspection	Fee
PET SHOP				
Pet Shops	Fee charged for plan review on new/remodel pet shops	\$240.00	Inspection	Fee
Pet Groomers	Fee charged for plan review on new/remodel pet grooming facilities	\$240.00	Inspection	Fee
KENNEL/ DAYCARE				
Kennel/Daycare Facilities	Fee charged for plan review on new/remodel kennels/animal day care facilities	\$240.00	Inspection	Fee
HORSE STABLES				
Boarding stables	Fee charged for plan review of new/remodel horse stables	\$240.00	Inspection	Fee
ADMINISTRATIVE PENALTIES FOR LONG BEACH MUNICIPAL CODE VIOLATIONS				
DOG LICENSING AND FOWL, RABBITS & GOATS				
First Violation	Penalty charged for L.B.M.C. Section 6.08 and 6.20 violations (Dog Licensing and Fowl, Rabbits & Goats)	\$100	Violation	Penalty
Second Violation within One Year of Initial Violation	Penalty charged for L.B.M.C. Section 6.08 and 6.20 violations (Dog Licensing and Fowl, Rabbits & Goats)	\$200	Violation	Penalty
Subsequent Violations	Penalty charged for L.B.M.C. Section 6.08 and 6.20 violations (Dog Licensing and Fowl, Rabbits & Goats)	\$250	Violation	Penalty
ANIMAL SHELTER, RABIES CONTROL, POLICE ANIMALS & ANIMAL REGULATIONS				
First Violation	Penalty charged for L.B.M.C. Sections 6.04; 6.12; 6.28; 6.16 excluding Sub-sections 6.16.080 & 6.16.190 violations	\$100	Violation	Penalty
Second Violation within One Year of Initial Violation	Penalty charged for L.B.M.C. Sections 6.04; 6.12; 6.28; 6.16 excluding Sub-sections 6.16.080 & 6.16.190 violations	\$200	Violation	Penalty
Subsequent Violations	Penalty charged for L.B.M.C. Sections 6.04; 6.12; 6.28; 6.16 excluding Sub-sections 6.16.080 & 6.16.190 violations	\$500	Violation	Penalty

MASTER FEES AND CHARGES SCHEDULE

DEPARTMENT: PARKS, RECREATION, & MARINE				
Fee Name	Description	Fee	Per	Type
ADMINISTRATIVE PENALTIES FOR LONG BEACH MUNICIPAL CODE VIOLATIONS				
ANIMAL BREEDING & TRANSFER				
First Violation - Alters animal	Penalty charged for L.B.M.C. Sections 6.16.080 & 6.16.190 violation	\$350	Violation	Penalty
Second Violation within One Year of Initial Violation	Penalty charged for L.B.M.C. Sections 6.16.080 & 6.16.190 violation	\$700	Violation	Penalty
Subsequent Violations	Penalty charged for L.B.M.C. Sections 6.16.080 & 6.16.190 violation	\$1,000	Violation	Penalty
VICIOUS ANIMAL PENALTIES				
First Violation - Failure to Surrender Vicious Animal	Penalty charged for L.B.M.C. Sections 6.16.260.C	\$350	Violation	Penalty
Second Violation within One Year of Initial Violation	Penalty charged for L.B.M.C. Sections 6.16.260.C	\$700	Violation	Penalty
Subsequent Violations	Penalty charged for L.B.M.C. Sections 6.16.260.C	\$1,000	Violation	Penalty
First Violation - Violation of Vicious Animal Rules	Penalty charged for L.B.M.C. Sections 6.16.290.C	\$350	Violation	Penalty
Second Violation within One Year of Initial Violation	Penalty charged for L.B.M.C. Sections 6.16.290.C	\$700	Violation	Penalty
Subsequent Violations	Penalty charged for L.B.M.C. Sections 6.16.290.C	\$1,000	Violation	Penalty
Deposit: Vicious Animal Appeal Process	Security deposit held for parties declared vicious. Deposit is refunded if the appeal is granted.	Cost of Citation	Appeal	Penalty
Deposit: Administrative Citation Appeal Process	Security deposit held for parties who request an appeal hearing for the issuance of an Administrative Citation. Deposit is refunded if the appeal is granted.	Cost of Citation	Appeal	Penalty
LATE PENALTY - CITATION				
LATE PENALTY OF 25% PER CITATION WHEN NOT PAID OR APPEALED WITHIN 30 DAYS OF CITATION ISSUE DATE				
Late Penalty fee for \$100 citation	Late Penalty fee for \$100 citation	\$25	Per late \$100 citation	Penalty
Late Penalty fee for \$200 citation	Late Penalty fee for \$200 citation	\$50	Per late \$200 citation	Penalty
Late Penalty fee for \$250 citation	Late Penalty fee for \$250 citation	\$62.50	Per late \$250 citation	Penalty
Late Penalty fee for \$350 citation	Late Penalty fee for \$350 citation	\$87.50	Per late \$350 citation	Penalty
Late Penalty fee for \$500 citation	Late Penalty fee for \$500 citation	\$125	Per late \$500 citation	Penalty
Late Penalty fee for \$700 citation	Late Penalty fee for \$700 citation	\$175	Per late \$700 citation	Penalty

MASTER FEES AND CHARGES SCHEDULE

DEPARTMENT: PARKS, RECREATION, & MARINE				
Fee Name	Description	Fee	Per	Type
ADMINISTRATIVE PENALTIES FOR LONG BEACH MUNICIPAL CODE VIOLATIONS				
Late Penalty fee for \$1000 citation	Late Penalty fee for \$1000 citation	\$250	Per late \$1,000 citation	Penalty
VETERINARY CARE				
Medications and Treatment	Medications and/or solutions administered to animal patient during treatment, including administration cost	Actual Cost	Animal	Fee
Non-Medical Treatment	Charge for additional medical treatment for impounded animals. This including grooming and miscellaneous medical treatment above and beyond normal impound procedures, including grooming or administering veterinarian mandated medical treatment, including pharmaceuticals. This is an hourly charge, with a minimum 1 hour per occurrence	Actual Cost	Actual cost. One Hour minimum	Fee
URBAN AGRICULTURE				
Urban Agriculture Fee for Goats (2)	Permit for residents who choose to own (2) goats. A permit for a single goat is not allowed.	\$240.00	Each	Fee
Urban Agriculture Fee for Chickens (5-20)	Permit for residents who choose to own more than 4 chickens	\$240.00	Each	Fee
GOLF OPERATIONS FEES				
<p>The following golf operations fees are subject to annual fee increases per Lease #17448 between the City of Long Beach and the American Golf Corporation (AGC), and reviewed by the Parks, Recreation and Marine Golf Advisory Committee. Under Lease #17448, fee increases may be at a rate equivalent to or less than the cumulative Consumer Price Index (CPI) since the last increase. Any changes above the CPI may be approved by the City Manager. Please reference the following for a listing of most current rates and charges: https://www.longbeach.gov/park/recreation-programs/sports-and-athletics/golf/</p>				
GOLF PLAY				
Rec Park 9 Replay Rate - Weekday	9-hole Replay	\$8	Person	Fee
Rec Park 9 Replay Rate - Weekend	9-hole Replay	\$10	Person	Fee
Rec Park 9 Cart Replay Rate	Cart Replay rate	\$7	Person	Fee
Chaperone Cart Rate	Rate for chaperones or spectators to ride with a paid golfer	\$5	Person	Fee
FOOTGOLF				
FootGolf - 9-holes Weekday	New rate for FootGolf on weekdays	\$12	Person	Fee
FootGolf - 9-holes Weekend	New rate for FootGolf on weekends	\$14	Person	Fee

MASTER FEES AND CHARGES SCHEDULE

DEPARTMENT: PARKS, RECREATION, & MARINE				
Fee Name	Description	Fee	Per	Type
FOOTGOLF				
FootGolf 9-holes Weekday Resident	New Resident rate for FootGolf on weekdays	\$10	Person	Fee
FootGolf 9-holes Weekend Resident	New Resident rate for FootGolf on weekends	\$12	Person	Fee
FootGolf - 9-holes Weekday - Junior	New Junior rate for FootGolf on weekdays	\$6	Person	Fee
FootGolf - 9-holes Weekend - Junior	New Junior Rate for FootGolf weekends	\$9	Person	Fee
PLAYERS CLUB				
Players Club Monthly Fee	Monthly membership fee	\$39.99	Person	Fee
Players Club Monthly Fee -Resident Discount	Monthly membership fee	\$29.99	Person	Fee
Players Club Access Fee - Regulation Courses - Standby With Cart	Course access fee within guidelines	\$25	Person	Fee
Players Club Access Fee- Regulation Courses - Twilight With Cart	Course access fee within guidelines	\$15	Person	Fee
Players Club Access Fee - Short Courses - With Reservation	Course access fee within guidelines	\$10	Person	Fee
Players Club Access Fee - Short Courses - Standby	Course access fee within guidelines	\$5	Person	Fee

MASTER FEES AND CHARGES SCHEDULE

DEPARTMENT: POLICE				
Fee Name	Description	Fee	Per	Type
Academy Training Facility Rental Fee	Government law enforcement agencies are charged direct costs for utilizing the Police Academy Range, Training and Classroom facilities. Direct costs include staffing, material and maintenance costs. Participating agencies are required to sign a facility use permit and provide proof of insurance endorsing the City of Long Beach.	At cost	At cost	Rent
Board-Up Fees during Business Hours	Police safety request to board up buildings/facilities at owner expense.	Variable and based on actual cost per invoice provided by the contractor detailing the amount and cost of the work required.	per instance	Fee
Electronic Extraction Fee	Cost recovery for the Long Beach Police Department to produce an electronic record should the request require data compilation, extraction or programming to produce the record. Requestors will be billed for the actual time spent compiling, extracting, or programming electronic records. Application of this fee is pursuant to California Government Code 6253.69(b). Requestors will be provided a quote for the applicable fee and a 50% deposit will be required of the requestor to complete the request for records.	Actual Cost	Request	Fee
Cannabis Background Investigation Fee	Applicants are charged a fee for background investigations	\$165	Owner/Manager	Fee
GENERAL FEES				
Board-Up Fees after Business Hours	Police safety request to board up buildings/facilities at owner expense.	Variable and based on actual cost per invoice provided by the contractor detailing the amount and cost of the work required.	per instance	Fee
Booking Fees	Criminal Justice Administrative Booking Fees can be collected if the person is convicted of any criminal offense related to the arrest.	\$165	Booked Prisoner	Fee

MASTER FEES AND CHARGES SCHEDULE

DEPARTMENT: POLICE				
Fee Name	Description	Fee	Per	Type
LiveScan Fee	Individuals requesting their fingerprints be submitted to the Department of Justice electronically are charged a "LiveScan Fee" by the Police Department. Additional fees charged by DoJ or FBI may apply.	\$37	Each Set of Fingerprints	Fee
Clearance Letter	Individuals are charged for a letter stating the background check performed is clear.	\$34.95	Letter	Fee
Exclusive Event	Private and commercial entities are charged for investigation and drafting of permit conditions.	\$144	Permit	Fee
Paid Solicitors Fee	Where paid solicitors are to be used, the person applying for a solicitation permit will furnish on forms prescribed by the Police Department, his/her photograph and fingerprints. A Fingerprint processing fee will be charged.	Live Scan Fee	Each set of fingerprints	Fee
Pedicab Driver/Operator - annual	Pedicab drivers/operators are charged for an investigation of criminal and driving history.	\$103	Permit	Fee
Police Report Request Fee	Police Report Request Fee, charged to citizens (crime victims are exempted), insurance companies, and data brokers seeking Police Reports.	\$25.10	Each Request	Fee
Promoters Registration Certificate	No promoter shall solicit, manage, or otherwise engage in the business of soliciting, or receiving, contributions for any person unless such promoter first obtains a promoter's registration certificate. To obtain said certificate, the promoter shall file with the police department, on forms provided thereby, at least ten (10) days prior to the proposed solicitation, an application for a certificate which shall be in writing and under oath.	\$32.70	Certificate	Fee
Promoter's Registration Certificate Bond	At the time of filing the application applicant shall file, and if he is granted a promoter's registration certificate shall thereafter maintain, a bond approved as to sufficiency by the city manager and as to form by the city attorney. Such bond shall be conditioned upon the payment of any direct pecuniary loss which may be sustained by any done or by any person on whose behalf any contribution is solicited or received resulting directly from any illegal act by the promoter.	\$6400	Bond	Fee
Repossession	Individuals are charged to retrieve their repossessed vehicle from the reposessor or legal owner.	17	Each Record	Fee
Rummage Sale	Non-profit organizations are charged for processing applications/permits to hold rummage sales.	\$19.60	Permit	Fee

MASTER FEES AND CHARGES SCHEDULE

DEPARTMENT: POLICE				
Fee Name	Description	Fee	Per	Type
Section 8 Background Check	Housing Authority is charged for background checks of applicants for Section 8 housing.	\$32.70	Check	Fee
Taxi Driver - Biennial	Taxi drivers are charged for an investigation of criminal and driving history (taxi permits are valid for two years - this change corrects previous language without affecting/changing the fee).	\$205	Permit	Fee
Taxi Owner - Addt'l Person on Application	Taxi owners are charged for an investigation of criminal and driving history and review of ownership interest/financial transactions.	\$103	Permit	Fee
Taxi Owner - Addt'l Share Purchase	Taxi owners are charged for a review of ownership interest/financial transactions.	\$103	Permit	Fee
Taxi Owner - Biennial	Taxi owners are charged for an investigation of criminal and driving history and review of ownership interest/financial transactions (same as above).	\$205	Permit	Fee
Taxi Owner - Corporation	Taxi owners are charged for an investigation of corporations and review of ownership interest/financial transactions.	\$103	Permit	Fee
Tow Truck Driver - Biennial	Tow truck drivers are charged for an investigation of criminal and driving history.	\$205	Permit	Fee
CURB PAINTING FEE SCHEDULE				
PD Processing Fee	Applicants are charged for background invest and permit process.	\$170	Permit	Fee
Charitable Solicitation	Charitable organizations are charged for an investigation to verify legitimate tax-exempt status.	\$52	Permit	Fee

MASTER FEES AND CHARGES SCHEDULE

DEPARTMENT: PUBLIC WORKS				
Fee Name	Description	Fee	Per	Type
Class F Wireless Right-of-Way Facility Permit	Fee charged to locate microcells from mobile service providers on public property	\$4470 per permit (for up to ten sites)	Per Permit	Fee
Expedited Fee Review	Request to expedite permit fee review	2x Base Fee	Each	Fee
Class B Public Art / Objects Permit	Review and inspection of the placement of public art or objects in the public right-of-way.	\$1290 plus estimate of costs for inspection.	Per Permit	Fee
Study Review & Consultation	Review of development project studies and needed consultation.	Charge the fully allocated hourly rate for all personnel involved plus any outside costs.	Instance	Fee
Extension of Time/Minor Revision of Permit	Review of a request for an extension of time or a minor revision of a permit.	\$100	Per Application	Fee
Miscellaneous Engineering Review	Review of miscellaneous Engineering projects not covered by other application fees.	Charge the fully allocated hourly rate for all personnel involved plus any outside costs.	Instance	Fee
Public Works Technology Surcharge	A surcharge on Engineering applications and permits to recover costs for needed technology.	3% of all Engineering Permit and Application Fees	Percent	Fee
Miscellaneous Public Works Services	Review of miscellaneous Public Works services not included in other fee services.	Charge the fully allocated hourly rates for all personnel used plus any outside costs.	Per Instance	Fee
Administrative Right-of-Way Inspection Citation Fee - Fourth Citation	This will allow staff to write administrative citations to entities who fail to comply with the Peak Hour Ordinance. The Peak Hour Directive seeks to minimize impacts to traffic flow by prohibiting work or obstructions in the ROW during peak traffic hours (6:00 a.m. to 8:30 a.m. and 3:30 p.m. to 6:30 p.m.).	\$1000	Citation	Penalty

MASTER FEES AND CHARGES SCHEDULE

DEPARTMENT: PUBLIC WORKS				
Fee Name	Description	Fee	Per	Type
Administrative Right-of-Way Inspection Citation Fee - Fifth and Subsequent Violations	This will allow staff to write administrative citations to entities who fail to comply with the Peak Hour Ordinance. The Peak Hour Directive seeks to minimize impacts to traffic flow by prohibiting work or obstructions in the ROW during peak traffic hours (6:00 a.m. to 8:30 a.m. and 3:30 p.m. to 6:30 p.m.). Citations can be issued daily.	\$2500	Citation	Penalty
Administrative Right-of-Way Inspection Citation Fee - Egregious Violation	This will allow staff to write administrative citations to entities who fail to comply with the Peak Hour Ordinance. The Peak Hour Directive seeks to minimize impacts to traffic flow by prohibiting work or obstructions in the ROW during peak traffic hours (6:00 a.m. to 8:30 a.m. and 3:30 p.m. to 6:30 p.m.). Citations can be issued daily. Citations can be issued daily.	\$1,500 or \$2,500 as determined by the violation	Citation	Penalty
Micro-Mobility Permit Fee	Fee charged for Micro-Mobility vendors to operate in the City of Long Beach.	\$25,000	Annually	Fee
Micro-Mobility Device Fee	Fee charged to Micro-Mobility vendors for each device operating in the City of Long Beach.	\$100/device	Annually	Fee
Micro-Mobility Daily Impound Fee	Fee charged to Micro-Mobility vendors for each unit found non-compliant with the Micro-Mobility standards discarded in the Public Right of Way and impounded by the Department of Public Works. \$25/day/vehicle.	\$25/day/device impounded	Per Day	Fee
Micro-Mobility Non-Compliance Fee (Discarded device in public ROW)	Fee charged to Micro-Mobility vendors for each device discarded in the Public Right of Way and impounded by the Department of Public Works.	\$100/Device Impounded	Per Device	Fee
Micro-Mobility Non-Compliance Fee (Device outside of designated vendor parking zone or exceeding designated parking zone capacity)	Fee charged to Micro-Mobility vendors for each Micro Mobility device found re-balanced outside of designated vendor parking zone or exceeding designated parking zone capacity.	\$100/device impounded	Per Device	Fee
Micro-Mobility Non-Compliance Fee (Device noncompliant with ADA requirements)	Fee charged to Micro-Mobility vendors for each Micro Mobility Device found noncompliant with ADA requirements and situation not remedied within 2 hours.	\$100/Device Impounded	Per Device	Fee
Micro-Mobility Non-Compliance Fee (Device left unattended for more than 24 hours)	Fee charged to Micro-Mobility vendors for each Micro Mobility Device left unattended for more than 24 hours (unless within the limits of a parking zone).	\$100/Device impounded	Per Device	Fee

MASTER FEES AND CHARGES SCHEDULE

DEPARTMENT: PUBLIC WORKS				
Fee Name	Description	Fee	Per	Type
Micro-Mobility Non-Compliance Fee (Device fails to meet the minimum equipment requirements)	Fee charged to Micro-Mobility vendors for each Micro Mobility Device that fails to meet the minimum equipment requirements in Micro-Mobility Permit Section 3.4.1. and/or requirements set forth by CVC 21201.	\$100/device impounded	Per Device	Fee
Micro-Mobility Non-Compliance Fee (Damaged Device available for public use or left in the public right-of-way)	Fee charged to Micro-Mobility vendors for each damaged Micro Mobility device available for public use or left in the public right-of-way.	\$100/device impounded	Per Device	Fee
Micro-Mobility Non-Compliance Fee (Device not removed as requested)	Fee charged to Micro-Mobility vendors for each Micro Mobility Device not removed as requested for special event or emergency as per CVC 312.5.2.	\$100/Device impounded	Per Device	Fee
Micro-Mobility Non-Compliance Fee (Device quantity exceeds vendor's maximum allowed Citywide capacity)	Fee charged to Micro-Mobility vendors if the Micro Mobility Device quantity exceeds vendor's maximum allowed Citywide capacity.	\$100/device impounded	Per Device	Fee
Micro-Mobility Non-Compliance Fee (Device speed exceeds maximum)	Fee charged to Micro-Mobility vendors for each Micro Mobility Device that exceeds the maximum speed set forth by CVC 22411 (e-scooters: 15 MPH) and (e-bikes: 20 MPH).	\$100/device impounded	Per Device	Fee
Virginia Village Parking Lot - Hourly Rate	Lot located at 5301 Long Beach Blvd. \$1/Hour.	\$1	Hour	Rent
Micro-Mobility Non-Compliance Fee (Device deployed by non-permitted vendor)	Fee charged to vendors for each Micro Mobility Device deployed by non-permitted vendor.	\$100/device Impounded	Per Device	Fee
Engineering Permit Appeal - Public Walkways Occupancy Permit - Applicant	Fee to cover appeal processing of public walkways occupancy permit (includes Wireless Telecommunications Facilities Permit). Deposit fee is refunded if the appeal is granted.	\$2310	Appeal	Fee
Engineering Permit Appeal - Public Walkways Occupancy Permit - Third Party	Fee to cover appeal processing of public walkways occupancy permit (includes Wireless Telecommunications Facilities Permit). Deposit fee is refunded if the appeal is granted.	\$1000	Appeal	Fee
City Place - Transient Parking	Transient Parking - Each 30 minutes beyond 2 hours	\$2.00	Hour	Rent
Class E Public Walkway Occupancy Permit - Renewal	Fee to cover permit processing of public walkway occupancy permits. Permit Renewal.	\$760 plus estimate of costs for inspection.	Per Permit	Fee
ENVIRONMENTAL SERVICES				

MASTER FEES AND CHARGES SCHEDULE

DEPARTMENT: PUBLIC WORKS				
Fee Name	Description	Fee	Per	Type
Special Pickup - Oversized Item	Fee to pick up oversized item(s), which would be an item that does not fit in bin. Up to 5 items allowed per pickup. The first four special pick-ups per year are free of charge.	\$7.65	Pick up	Fee
Excess Refuse	Fee to collect refuse not stored in carts.	\$110	Hour	Fee
Automated Cart Exchange	Fee to replace cart if at request per customer.	\$42.53	Cart	Fee
Tire Collection per Tire	Fee to pick up tire(s) from residential account only. The first four special pick-ups per year are free of charge.	\$4.81	Tire	Fee
Special Collection 2-yard Bin	Fee for an additional pick up of a 2-yard bin which would be in addition to regular service.	\$39.60	Pick up	Fee
Special Collections - 300 gal Cart	Fee for an additional pick up of a 300 gallon cart which would be in addition to regular service.	\$23.87	Pick up	Fee
Special Collections - 100 gal Cart	Fee for an additional pick up of a 100 gallon cart which would be in addition to regular service.	\$15.12	Pick up	Fee
Special Collections - 64 gal Cart	Fee for an additional pick up of a 64 gallon cart which would be in addition to regular service.	\$14.18	Pick up	Fee
Roll Off Service	Fee to provide roll off bin up to six tons.	\$300	Bin	Fee
Late Setout/Locked	Fee to collect refuse or recycling if operator needs to return to site due to bin not being set out or area is locked.	\$17.01	Pick up	Fee
Bin/Barrel/Cart Rollout	Fee to have bins rolled out to curb.	\$10.05	Pick up	Fee
Account Reinspection	Fee to reinspect account if overflow determined responsibility of client.	\$55	Inspection	Fee
Refuse Transportation Permit Fee	Fee for Private Hauler Permit	\$25.00	Permit	Fee
Rental for 2-yard bin	Fee to rent bin from City	\$25.00	Bin	Rent
Rental for 3-yard bin	Fee to rent bin from City	\$35.00	Bin	Rent
Refuse Transportation Permit Application Fee	Fee for private haulers to apply for refuse transportation permits.	\$10,000	Permit Application	Fee
Refuse Hauler Business Fee - AB 939 Fee	Private Waste Haulers pay the costs of preparing, adopting and implementing an integrated waste management plan pursuant to the State of California Integrated Waste Management Act of 1989 (AB 939).	10%	Gross Receipts	Fee

MASTER FEES AND CHARGES SCHEDULE

DEPARTMENT: PUBLIC WORKS				
Fee Name	Description	Fee	Per	Type
Illegal Haulers, Default and Impound Fee	Fees for illegal haulers who operate in the City, permitted haulers who default with all permit requirements, and impound fees for violations. Any cost incurred to the City for the removal of illegal receptacles or hauling vehicles, including but not limited to cost of removal and storage, and any attorney fees, if applicable. Each subsequent incident of violation shall be subject to an administrative fee of \$1,000 in addition to any other costs stated above.	\$1,000 + costs	Violation	Penalty
Transferability of Refuse Transportation Permits	Fee for private haulers to apply for the transfer of a refuse transportation permit. A nonrefundable fee for applying for the transfer of a refuse transportation permit by resolution to reimburse the City for the actual costs of processing the application and transferring the refuse transportation permit.	\$1,030	Per Transfer Permit	Fee
FACILITIES				
Guard Rail/Fencing Barrier Repair during Business Hours	Street Maintenance Division staff respond to Police requests to repair guard rail or fencing barriers damaged by vehicles. Cost billed to responsible party named in the police damage report, if known.	Charge the fully allocated hourly rates for all personnel used plus any outside costs.	Occurrence	Fee
Guard Rail/Fencing Barrier Repair after Business Hours	Street Maintenance Division staff respond to Police requests to repair guard rail or fencing barriers damaged by vehicles. Cost billed to responsible party named in the police damage report, if known.	Charge the fully allocated hourly rates for all personnel used plus any outside costs.	Occurrence	Fee
Civic Center Facilities - Special Events Usage or Damage Repairs during Business Hours	Fee charged to provide Public Service Bureau staff presence at special events or to repair damage at a Civic Center facility. Fee charged to non-city agency/person requesting services or responsible parties named on the police damage report.	Charge the fully allocated hourly rates for all personnel used plus any outside costs.	Occurrence	Fee
Civic Center Facilities - Special Events Usage or Damage Repairs after Business Hours	Fee charged to provide Public Service Bureau staff presence at special events or to repair damage at a Civic Center facility. Fee charged to non-city agency/person requesting services or responsible parties named on the police damage report.	Charge the fully allocated hourly rates for all personnel used plus any outside costs.	Occurrence	Fee
Non-Civic Center Facilities - Damage Repairs during Business Hours	Fee charged to responsible party named on a police damage report for Facilities Maintenance Division staff to repair damage at a non-Civic Center facility.	Charge the fully allocated hourly rates for all personnel used plus any outside costs.	Occurrence	Fee

MASTER FEES AND CHARGES SCHEDULE

DEPARTMENT: PUBLIC WORKS				
Fee Name	Description	Fee	Per	Type
Non-Civic Center Facilities - Damage Repairs after Business Hours	Fee charged to responsible party named on a police damage report for Facilities Maintenance Division staff to repair damage at a non-Civic Center facility.	Charge the fully allocated hourly rates for all personnel used plus any outside costs.	Occurrence	Fee
LAND DEVELOPMENT ACTIVITIES				
Tieback Mitigation Fee	Tieback application fee for non-removal of tiebacks related to subsurface shoring installations that are left in place between eight(8) feet and twenty (20) feet below the established grade.	\$1155	Tieback	Fee
PROCESSING FEE SCHEDULE				
SUBDIVISION PROCESSING FEE SCHEDULE				
Site Plan Review	Fee to cover expenses for staff involvement in Site Plan Review, Conceptual Site Plans and AUP/CUP.	\$3915	Application	Fee
Class C/D ROW Excavation / Park Improvement - Plan Review	Fee for review of drawings of required public improvement.	\$1210 plus estimate of costs for inspection.	Sheet	Fee
Tentative Map Review	Developers and Sub-dividers to review site plans for establishment of conditions for approval.	\$1790	Application	Fee
Final Parcel Maps	Fees related to the processing of a final Parcel map and any services received from professional consulting services per LBMC 20.16.050.	\$4415	Per map	Fee
Waived Parcel Map	Fees related to the processing of a waived Parcel map and any services received from professional consulting services per LBMC 20.16.050.	\$3600	Per map	Fee
Tract Maps: < 20 Lots/Units	Fees related to the processing of a final Tract map and any services received from professional consulting services per LBMC 20.16.050.	\$8245	Per map	Fee
Tract Maps: > 21 Lots/Units	Fees related to the processing of a final Tract map and any services received from professional consulting services per LBMC 20.16.050.	\$8,245 per map + \$55 For Each Lot/Unit Over 20	Per map	Fee
Revisions or Excess Plan/Map Review	Review of revisions to an approved plan/map or excess map/plan review due to the actions of the applicant.	30% of Initial Fee Per Revision/Submittal	Each	Fee

MASTER FEES AND CHARGES SCHEDULE

DEPARTMENT: PUBLIC WORKS				
Fee Name	Description	Fee	Per	Type
PROCESSING FEE SCHEDULE				
Field Boundary Check or Recheck	Developers and Sub-dividers to cover survey services to investigate the boundaries of parcels.	Charge the fully allocated hourly rate for all personnel involved plus any outside costs.	Each	Fee
Field Site Review and/or Improvement Certification	Fee to cover field investigation of required public improvements.	Charge the fully allocated hourly rate for all personnel involved plus any outside costs.	Each	Fee
Lot Line Adjustment	Fee to cover survey services to adjust the legal boundary of a parcel and any services received from professional consulting services per LBMC 20.16.050.	\$1825	Per application	Fee
Parkway Tree Planting	Fee to cover purchase and installation of tree.	Charge the fully allocated hourly rates for all personnel used plus any outside costs.	Each Tree	Fee
PARKING METER FEES				
Parking Meter Zone 34	Parking Meter Fee for newly installed parking meters along 4th Street between Hermosa Avenue and Temple Avenue, including side streets intersecting 4th Street (Parking Meter Zone 34) \$1.00 per hour from 10:00 a.m. to 9:00 p.m., Monday through Sunday, excluding holidays, for a maximum of 3 hours per RES-18-0171.	\$1.00	Hour	Fee
Parking Meter Zone 31	Parking Meter Fee for newly installed parking meters on the South side of Ocean Boulevard between Termino Avenue and Bennett Avenue (Parking Meter Zone 31) \$0.50 per hour from 10:00 a.m. to 7:00 p.m., Monday through Sunday, excluding holidays, for a maximum of 2 hours	\$0.50	Hour	Fee
Parking Meter Zone 32	Olympic Plaza between Termino Avenue and Bennett Avenue (Parking Meter Zone 32) \$0.50 per hour from 10:00 a.m. to 7:00 p.m., Monday through Sunday, excluding holidays, for a maximum of 2 hours	\$0.50	Hour	Fee

MASTER FEES AND CHARGES SCHEDULE

DEPARTMENT: PUBLIC WORKS				
Fee Name	Description	Fee	Per	Type
Parking Meter - Zones 19, 20, 21, 22, 23, 24, 25	<p>Hourly parking meter rate for Parking Meter Zones 19 - 25 as established by LBMC 10.28.130 to a maximum of \$2.00 per hour with a four-hour maximum.</p> <p>Parking Meter Zone locations:</p> <p>(19): Pine Avenue between Seaside Way and its southerly terminus. (20): Shoreline Drive between Linden Avenue and Aquarium Way; the north side of Shoreline Drive from Chestnut Place to Cedar Avenue; the north side of Shoreline Drive from Aquarium Way to Pine Avenue; and the south side of Shoreline Drive from Pine Avenue to Shoreline Village Drive. (21): Aquarium Way between Shoreline Drive and Seaside Way. (22): Cedar Avenue between Shoreline Drive and Seaside Way. (23): Bay Street between Cedar Avenue and Pine Avenue. (24): The Paseo between Aquarium Way and Pine Avenue. (25): Seaside Way between Linden Avenue and Golden Shore.</p>	\$2.00	Hour	Fee
Parking Meter Zone One	Hourly parking meter rate for Parking Meter Zone One - 10am -7pm / 7 days a week, excluding holidays, at \$.75 / hr, with a maximum purchase of 2 hours.	\$.75	Hour	Fee
Parking Meter - Belmont Shore, 2nd Street Lots	Hourly parking meter rate for Parking Meter - Belmont Shore, 2nd Street lots including lots at the cross streets of Argonne Ave & 2nd Street, Granada Ave & 2nd Street, Corona Ave & 2nd Street, Covina Ave & 2nd Street, Glendora Ave & 2nd Street, Pomona Ave & 2nd Street, Santa Ave & 2nd Street, and Park Ave & 2nd Street, 10am -7pm / 7 days a week, excluding holidays, at \$1/hr., with a maximum purchase of 2 hours.	\$1.00	Hour	Fee
Subzone A- Parking Meter Zone One	Hourly parking meter rate for Parking Meter Zone One - Subzone A at 189 Park Ave. 10am-7pm / 7 days a week, excluding holidays, at \$.75 / hr, with a maximum of \$3.00 per day.	\$.75	Hour	Fee
Parking Meter Zones 4,5,6	Hourly parking meter rate for Parking Meter Zones Four, Five and Six in the Downtown periphery as established by LBMC 10.28.130 to a maximum of \$1.00 per hour.	\$1.00	hour	Fee

MASTER FEES AND CHARGES SCHEDULE

DEPARTMENT: PUBLIC WORKS				
Fee Name	Description	Fee	Per	Type
Parking Meter Zones 2,3,18	Hourly parking meter rate for Parking Meter Zones Two, Three and Eighteen in the Downtown core as established by LBMC 10.28.130 to a maximum of \$1.50 per hour.	\$1.50	hour	Fee
PARKING MANAGEMENT				
Market Lot - Transient Parking	Hourly parking meter rate for Market Lot (5412 Long Beach Boulevard) - \$1.00 per hour from 8:00 a.m. to 8:00 p.m., Monday through Sunday	\$1.00	Hour	Rent
Monthly Parking Permit - Late Payment Processing (non-Coastal jurisdiction areas)	Fee will accrue per month and be added to the total balance owed to offset costs associated with the ongoing payment collections process.	\$15	Per Month of non-payment	Fee
Catalina Lot Monthly Parking Permit	Catalina Lot Monthly Parking Permit	\$60	Month	Rent
Catalina Lot Oversized Vehicle Daily Parking Fee	Catalina Lot Oversized Vehicle Daily Parking Fee	\$20	Day	Rent
Catalina Lot Special Event Parking	Catalina Lot Special Event Parking	\$8.00 to \$20.00 per day, to be determined by the City Manager	Day	Fee
City Place - Open Surface Lot (Daily Parking)	City Place - Open Lot has 56 parking spaces with usage charges at \$1.00/hour for 46 of the spaces and the remaining 8 parking spaces designated as handicap is free of charge. 50 E. 5th Street at the Promenade.	\$1 per hour	Per Hour	Rent
City Place - Open Lot (Handicap)	City Place - Open Lot Handicap designated 8 parking spaces free of charge	Free Per Hour	per hour	Rent

MASTER FEES AND CHARGES SCHEDULE

DEPARTMENT: PUBLIC WORKS				
Fee Name	Description	Fee	Per	Type
The Pike Parking Structure - Basic Rate (no validation), Hotel Guest Self-Parking (no in/out privileges)	Basic Rate (no validation), Hotel Guest Self Parking (no in/out privileges)	Free First 30 minutes \$3.00 - 30 minutes - 1.5 hours \$6.00 - 1.5 hours - 2.5 hours \$9.00 - 2.5 hours - 4 hours \$12.00 - 4 hours - 5 hours \$15.00 - 5 hours - 8 hours \$16.00 - 8 hours - 24 hours Valet: parking: add \$5.00 premium to rates listed above.	Hourly	Fee
The Pike Parking Structure - Retail/Restaurant Validation	Retail/Restaurant Validation	Free - First 2 hours \$3.00 2 - 3 hours \$6.00 3 - 4 hours \$9.00 4 - 5 hours \$12.00 5 - 6 hours \$15.00 6 - 8 hours \$16.00 8 - 24 hours Valet parking: add \$5.00 premium to rates listed above.	Hourly	Fee

MASTER FEES AND CHARGES SCHEDULE

DEPARTMENT: PUBLIC WORKS				
Fee Name	Description	Fee	Per	Type
The Pike Parking Structure - Cinema/IMAX Validation	Cinema/IMAX Validation	Free - First 3.5 Hours \$6.00 - 3.5 - 4 Hours \$9.00 - 4 - 5 Hours \$12.00 - 5 - 6 Hours \$15.00 - 6 - 8 Hours \$16.00 - 8 - 24 Hours Valet parking: add \$5.00 premium to rates listed above.	Hourly	Fee
The Pike Parking Structure - Hotel Guest Valet (with in/out privileges)	Hotel Guest Valet (with in/out privileges)	\$21.00 per night, from 2pm until 12pm check-out	nightly	Fee
The Pike Parking Structure - Special Event	Special Event	\$8.00 - \$20.00 per day, to be determined by the City Manager	daily	Fee
The Pike Parking Structure - Aquarium Validation	Aquarium Validation	\$8.00 for the first 24 hours, then the basic rate thereafter	daily	Fee
The Pike Parking Structure - Pier Point Landing/Boat Operator	Pier Point Landing/Boat Operator	\$8.00 until 3am, then becomes overnight rate of \$16.00 until 12pm. A new \$8.00 rate applies from 12pm until 3am.	daily	Fee
The Pike Parking Structure - Lost Ticket	Lost Ticket	\$24.00	per ticket	Fee

MASTER FEES AND CHARGES SCHEDULE

DEPARTMENT: PUBLIC WORKS				
Fee Name	Description	Fee	Per	Type
The Pike Parking Surface Lot - Basic Rate (no validation)	Basic Rate (no validation)	Free First 25 minutes \$5.00 25 min. - 2 Hours \$7.00 2 - 3 Hours \$9.00 3 - 3.5 Hours \$11.00 3.5 - 4 Hours \$13.00 4 - 4.5 Hours \$15.00 4.5 - 5 Hours \$17.00 5 - 5.5 Hours \$19.00 5.5 - 6 Hours \$21.00 6 - 24 Hours Valet parking: add \$5.00 premium to rates listed above.	Hourly	Fee

MASTER FEES AND CHARGES SCHEDULE

DEPARTMENT: PUBLIC WORKS				
Fee Name	Description	Fee	Per	Type
The Pike Parking Surface Lot - Any Pike Tenant Validation	Any Pike Tenant Validation	Free First 25 minutes \$1.00 25 min. - 1 Hour \$3.00 1 - 2 Hours \$5.00 2 - 3 Hours \$9.00 3 - 3.5 Hours \$11.00 3.5 - 4 Hours \$13.00 4 - 4.5 Hours \$15.00 4.5 - 5 Hours \$17.00 5 - 5.5 Hours \$19.00 5.5 - 6 Hours \$21.00 6 - 24 Hours Valet parking: add \$5.00 premium to rates listed above.	Hourly	Fee
The Pike Parking Surface Lot - Special Event	Special Event	\$8.00 - \$20.00 per day, to be determined by the City Manager	Daily	Fee
The Pike Parking Surface Lot - Lost Ticket	Lost Ticket	\$26.00	Per Ticket	Fee
Beach Parking Pass (Annual)	Annual Parking Pass for Designated Beach Parking Lots. All passes expire December 31st.	\$155	Annual Rate	Rent
Beach Parking Pass (Senior)	Senior Rate - Parking Pass for Designated Beach Parking Lots. All passes expire December 31st.	\$75	Annual Rate	Rent
Beach Parking Permit Replacement Fee - (Daytime)	Replacement fee for lost permits - Daytime	\$25	Each	Fee
Beach Parking FOB	FOB for Designated Beach Parking Lots After Hours Entry. Patron must purchase an annual overnight beach parking permit.	\$25	Each	Fee
Overnight Beach Parking Pass (Annual)	Parking Pass Allowing Holder to Park in Designated Beach Parking Lots After Hours. All passes expire on December 31st.	\$336	Annual Rate	Rent

MASTER FEES AND CHARGES SCHEDULE

DEPARTMENT: PUBLIC WORKS				
Fee Name	Description	Fee	Per	Type
Beach Parking - Paystations	Paystations in Beach Parking Lots	\$0.50 - \$1	15 Minutes	Rent
Parking Fee in Tidelands Parking Lots	All-day Parking Pass in Tidelands parking lots.	\$10	Day/Vehicle	Rent
Electric Vehicle Charging Fee (Level 2) (Peak-Rate)	Level 2 charging at electric vehicle charging stations in various public parking structures/lots under the "ChargeReady" program. Peak-Rates (Summer Rates) are from June 1st - September 30th Peak-Rate: \$0.3277 - 0.3450/kWh (Kilowatt per Hour)	\$0.3277 - 0.3450/kWh (Kilowatt per Hour)	kWh	Fee
Electric Vehicle Charging Fee (Level 2) (Non Peak-Rate)	Level 2 charging at electric vehicle charging stations in various public parking structures/lots under the "ChargeReady" program. Non Peak-Rates (Winter Rates) are from October 1st - May 31st. Non-Peak-Rate: \$0.2404 - 0.2531/kWh (Kilowatt per Hour)	\$0.2404 - 0.2531/kWh (Kilowatt per Hour)	kWh	Fee
Electric Vehicle Charging Fee (Level 3) (Non Peak-Rate)	Level 3 charging at electric vehicle charging stations in various public parking structures/lots under the "ChargeReady" program. Non Peak-Rates (Winter Rates) are from October 1st - May 31st. Non-Peak-Rate: \$0.2641 - 0.2780/kWh (Kilowatt per Hour).	\$0.2641 - 0.2780/kWh (Kilowatt per Hour)	kWh	Fee
Electric Vehicle Charging Fee (Level 3) (Peak-Rate)	Level 3 charging at electric vehicle charging stations in various public parking structures/lots under the "ChargeReady" program. Peak-Rates (Summer Rates) are from June 1st - September 30th. Peak-Rate: \$0.3600 - 0.3790/kWh (Kilowatt per Hour).	\$0.3600 - 0.3790/kWh (Kilowatt per Hour)	kWh	Fee
Aquarium Parking Rates				
Aquarium Garage - Transient Parking	Transient Parking	\$2.75	30 minutes	Rent
Aquarium Garage - Events	Events (Determined by City Manager)	\$6 - \$20	Rate to be determined by the City Manager on a per event basis	Rent
Aquarium Garage - Lost Ticket	Lost Ticket	\$15	Lost Ticket	Rent
Aquarium Garage - Maximum Daily Rate	Maximum Daily Rate	\$15	Day	Rent
Aquarium Garage - Validated Tickets	Validated Parking Tickets	Free	First 90 minutes	Rent
Aquarium Garage - Validated Parking Tickets Exceeding 90 Minutes	Validated Parking Tickets Exceeding 90 Minutes	\$3.50	91 minutes to 3.0 hours	Rent

MASTER FEES AND CHARGES SCHEDULE

DEPARTMENT: PUBLIC WORKS				
Fee Name	Description	Fee	Per	Type
Aquarium Parking Rates				
Aquarium Garage - Validated Parking Tickets Exceeding 90 Minutes	Validated Parking Tickets Exceeding 90 Minutes	\$2.75	Each additional 30 minutes beyond 4.0 hours	Rent
Aquarium Garage - Validated Parking Tickets Exceeding 90 Minutes	Validated Parking Tickets Exceeding 90 Minutes	\$5.25	3-4 Hours	Rent
Aquarium Garage - Cinemark Validated Parking Tickets	Cinemark Validated Parking Tickets	Free	First 3 hours	Rent
Aquarium Garage - Aquarium & Pierpoint Landing Guests	Aquarium & Pierpoint Landing Guests	\$8	Day	Rent
Aquarium Garage - Monthly Permits	Monthly Permits	\$70	Month	Rent
Aquarium Garage - Aquarium Employees	Aquarium Employees	\$4	Day	Rent
Aquarium Garage - Advanced Sales - Aquarium Guests	Advanced Sales - Aquarium Guests	\$8	Day	Rent
Aquarium Garage - Grand Prix Valet	Grand Prix Valet	\$12	Day	Rent
Aquarium Garage - Aquarium Member Parking Passes	Aquarium Member Parking Passes	\$20	5 Days	Rent
Aquarium Garage - Pre-Paid Parking Passes	Pre-Paid Parking Passes	\$8	Day	Rent
City Place Parking Rates				
City Place (A,B, & C) - Monthly Daytime Permit - Public	Monthly Daytime Permits - Public Valid Sunday through Saturday from 8AM - 8PM	\$45	Month	Rent
City Place (A, B, & C) Monthly Nighttime Permit - Public	Monthly Nighttime Permit - Public Valid Sunday through Saturday from 8PM - 8AM	\$45	Month	Rent
City Place (A, B, & C) - Monthly Day/Night Permits - Public	Monthly Day/Night Permit - Public Valid Day and Night	\$80	Month	Rent
City Place - Monthly Permits - Employees	Monthly Permits - Employees	\$15	Month	Rent
City Place - Monthly Permits - Griffis Residents	Monthly Permits - Griffis Residents	\$54.29	Month	Rent
City Place - Lost Ticket	Lost Ticket	\$12	Lost Ticket	Rent

MASTER FEES AND CHARGES SCHEDULE

DEPARTMENT: PUBLIC WORKS				
Fee Name	Description	Fee	Per	Type
City Place Parking Rates				
City Place - Maximum Daily Rate	Maximum Daily Rate	\$12	Day	Rent
City Place - Event Rate	Flat Rate for Events	\$6 - \$20	Rate to be determined by the City Manager on a per event basis	Rent
City Place - Transient Parking	Transient Parking	Free	2 Hours free (no validation)	Rent
Broadway/Civic Garage Parking Rates				
Broadway / Civic Garage - Monthly Daytime Permit - Public	Monthly Daytime Permit - Public Valid Sunday through Saturday from 8AM - 8PM	\$45	Month	Rent
Broadway / Civic Garage - Monthly Nighttime Permit - Public	Monthly Nighttime Permit - Public Valid Sunday through Saturday 8PM - 8AM	\$45	Month	Rent
Broadway / Civic Garage - Monthly Day/Night Permits - Public	Monthly Day/Night Permits - Public Valid Day and Night	\$80	Month	Rent
Broadway/Civic Garage - Transient Parking	Transient Parking	Free	1st - 30 minutes	Rent
Broadway/Civic Garage - Transient Parking	Transient Parking	\$2	Each 30 minutes beyond 30 minutes	Rent
Broadway/Civic Garage - Library Validation	Library Validation	\$2	First 3 Hours with library validation	Rent
Broadway/Civic Garage - Maximum Daily Rate	Maximum Daily Rate	\$12	Day	Rent
Broadway/Civic Garage - Event Rate	Flat Rate for Events	\$6-\$20	Rate to be determined by the City Manager on a per event basis	Rent
Misc. Parking Lots Rates				
Market Lot - Transient Parking	Hourly parking meter rate for Market Lot (5412 Long Beach Boulevard) - \$1.00 per hour from 8:00 a.m. to 8:00 p.m., Monday through Sunday	\$1.00	Hour	Rent

MASTER FEES AND CHARGES SCHEDULE

DEPARTMENT: PUBLIC WORKS				
Fee Name	Description	Fee	Per	Type
Misc. Parking Lots Rates				
M-1 Parking Lot - Day / Night Monthly Permit - Public	M-1 Parking Lot Day / Night Monthly Permit - valid day and night	\$80	Month	Rent
M-1 Parking Lot - Daytime Monthly Permit - Public	M-1 Parking Lot - Daytime Monthly Permit valid Sunday through Saturday, 8AM - 8PM	\$45	Month	Rent
M-1 Parking Lot - Monthly Night Permit - Public	M-1 Parking Lot Monthly Night Permit valid Sunday through Saturday, 8PM - 8AM	\$45	Month	Rent
M-1 Parking Lot - Event Rate	M-1 Parking Lot Event Flat Rates	\$6-\$20	Rate to be determined by City Manager on a per event basis	Rent
Shoreline Gateway Lot - Event Rate	Shoreline Gateway Lot - Event Rate	\$6-\$20	Rate to be determined by the City Manager on a per event basis	Rent
Shoreline Gateway Lot - Monthly Permit	Monthly Permits - Public	\$50	Month	Rent
Parking Rental for Special Events & Filming	Per Parking Space	\$12	Day	Rent
PERMIT FEE SCHEDULE				
PIPELINE AND UTILITIES PERMIT FEES				
<p>Each permit and permit supplement issued under LBMC Chapter 15.44 shall be subject to the condition and shall provide that the permittee, as and for compensation for use of city property, shall pay to the city annually in advance, on a calendar year basis. All fees are due and payable on January 1 of each calendar year. The fee for each permit that is issued to any person other than a governmental agency shall be not less than twenty-five (\$25) per year.</p>				
Pipelines and Utilities Permit Fees	A fee for installing a facility/pipeline on City property. For pipelines with an internal diameter not listed herein, the fees shall be in the same proportion to the fees of a twelve inch (12") diameter pipe as the diameter of the unlisted pipe is to twelve inches (12"). The annual payment for each lineal foot of pipeline shall be computed and revised each calendar year.	The applicable base rate shall be multiplied by the consumer price index for owners' equivalent rent of primary residence in Los Angeles, California.	Each	Fee

MASTER FEES AND CHARGES SCHEDULE

DEPARTMENT: PUBLIC WORKS				
Fee Name	Description	Fee	Per	Type
PIPELINE AND UTILITIES PERMIT FEES				
Pole Permit Fees	The fee for putting a pole on City property/public right of way.	The annual fee shall be computed at the rate of one dollar twenty five cents (\$1.25) per pole.	Each	Fee
Baseline Rates for Pipeline Permit Fees				
Each permit and permit supplement issued pursuant to chapter 15.44 shall be subject to the condition and shall provide that the permittee, as and for compensation for use of city property, shall pay to the city annually in advance, on a calendar year basis except as otherwise stated herein, fees for Water, Wastewater, Oil, Gas, Sewer, Gasoline, Electrical Energy, Communications, and Liquefied Petroleum Gas Pipelines as follows:				
Pipe Size (Internal Diameter) 0-4"	Annual Pipeline Permit Fee	\$0.234	Base Rate (Per Lineal Foot)	Fee
Pipe Size (Internal Diameter) 6"	Annual Pipeline Permit Fee	\$0.352	Base Rate (Per Lineal Foot)	Fee
Pipe Size (Internal Diameter) 8"	Annual Pipeline Permit Fee	\$0.469	Base Rate (Per Lineal Foot)	Fee
Pipe Size (Internal Diameter) 10"	Annual Pipeline Permit Fee	\$0.586	Base Rate (Per Lineal Foot)	Fee
Pipe Size (Internal Diameter) 12"	Annual Pipeline Permit Fee	\$0.703	Base Rate (Per Lineal Foot)	Fee
Pipe Size (Internal Diameter) 14"	Annual Pipeline Permit Fee	\$0.820	Base Rate (Per Lineal Foot)	Fee
Pipe Size (Internal Diameter) 16"	Annual Pipeline Permit Fee	\$0.937	Base Rate (Per Lineal Foot)	Fee
Pipe Size (Internal Diameter) 18"	Annual Pipeline Permit Fee	\$1.055	Base Rate (Per Lineal Foot)	Fee
Pipe Size (Internal Diameter) 20"	Annual Pipeline Permit Fee	\$1.172	Base Rate (Per Lineal Foot)	Fee
Pipe Size (Internal Diameter) 22"	Annual Pipeline Permit Fee	\$1.289	Base Rate (Per Lineal Foot)	Fee

MASTER FEES AND CHARGES SCHEDULE

DEPARTMENT: PUBLIC WORKS				
Fee Name	Description	Fee	Per	Type
PIPELINE AND UTILITIES PERMIT FEES				
Pipe Size (Internal Diameter) 24"	Annual Pipeline Permit Fee	\$1.406	Base Rate (Per Lineal Foot)	Fee
Pipe Size (Internal Diameter) 26"	Annual Pipeline Permit Fee	\$1.523	Base Rate (Per Lineal Foot)	Fee
Pipe Size (Internal Diameter) 28"	Annual Pipeline Permit Fee	\$1.640	Base Rate (Per Lineal Foot)	Fee
Pipe Size (Internal Diameter) 30"	Annual Pipeline Permit Fee	\$1.758	Base Rate (Per Lineal Foot)	Fee
RECORDS SEARCH AND RECORDS COPYING				
RECORDS SEARCH				
Records Search - Technical Assistance		\$160/hour; first 15 minutes free	Hour	Fee
3M MICROFILM ENLARGEMENT COPIES				
3M Microfilm Copies	3M Microfilm enlargement full size copies	\$5.30	Copy	Fee
DIRECT COPIES FROM COPY MACHINE				
Records Search Copies	Record Search copy sizes 8 1/2 X 11; 8 1/2 X 14 & 11 X 17	\$0.30	Copy	Fee
COPIES OF MAPS				
G.I.S Map	Printed copies of Geographic Information Systems (GIS) Generated Map (36" x 36")	\$28 for one (36"x36")	Each	Fee
24" X 36" COPIES				
Map Copy Requests	COPIES MAPS Requests 24" X 36"	\$5.30	Copy	Fee
OTHER COPIES				
Digital/Electronic Copies	Electronic copy of computer drawing file (.pdf)	\$1.10	each	Fee
Map Books		\$18.15	Each	Fee
2400 Scale City Maps		\$18.15	Each	Fee
1800 Scale City Maps		\$24.65	Each	Fee
1200 Scale City Maps		\$26.85	Each	Fee
RIGHT OF WAY FEE SCHEDULE				
Final Street and Alley Vacation	Final fee to cover the processing of a street vacation.	\$4930	Per Application	Fee

MASTER FEES AND CHARGES SCHEDULE

DEPARTMENT: PUBLIC WORKS				
Fee Name	Description	Fee	Per	Type
Tentative Street and Alley Vacation	Initial fee to cover the processing of a street vacation.	\$6,770	Per Application	Fee
Administrative Right-of-Way Inspection Citation Fee - First Citation	This will allow staff to write administrative citations to entities who fail to comply with the Peak Hour Ordinance. The Peak Hour Directive seeks to minimize impacts to traffic flow by prohibiting work or obstructions in the ROW during peak traffic hours (6:00 a.m. to 8:30 a.m. and 3:30 p.m. to 6:30 p.m.).	\$100	Citation	Penalty
Administrative Right-of-Way Inspection Citation Fee - Second Citation	This will allow staff to write administrative citations to entities who fail to comply with the Peak Hour Ordinance. The Peak Hour Directive seeks to minimize impacts to traffic flow by prohibiting work or obstructions in the ROW during peak traffic hours (6:00 a.m. to 8:30 a.m. and 3:30 p.m. to 6:30 p.m.).	\$200	Citation	Penalty
Administrative Right-of-Way Inspection Citation Fee - Third Citation	This will allow staff to write administrative citations to entities who fail to comply with the Peak Hour Ordinance. The Peak Hour Directive seeks to minimize impacts to traffic flow by prohibiting work or obstructions in the ROW during peak traffic hours (6:00 a.m. to 8:30 a.m. and 3:30 p.m. to 6:30 p.m.).	\$500	Citation	Penalty
PUBLIC WALKWAYS OCCUPANCY PERMITS				
Improvement Plan Review	Plan review of the construction of new improvements in the public right-of-way. Includes under sidewalk roof drain and wheel chair ramp finishing.	\$1,200	Per Sheet	Fee
Class E Public Walkway Occupancy Permit - Sidewalk & Parklet	Fee to cover permit processing of public walkway occupancy permits. Sidewalk and Parklet Permit.	\$1375 plus estimate of costs for inspection.	Per Permit	Fee
DOCUMENT PROCESSING				
News Rack Impound	News racks on street corners in violation of Municipal Code Chapter 14.20 will be removed and a fee imposed to retrieve news stand.	\$505 per Rack	Rack	Fee
No Parking Signs	Temporary No Parking Signs in Construction Zone (14"x22")	\$40	Per Request	Fee
Dedication: Street, Alley & Sidewalk	Fee to cover expenses of document processing.	\$3360	Per Document	Fee
Easements: Utility & Other Special Purpose	Fee to cover expenses of document processing.	\$3120	Per Document	Fee
Easements: Granted by the City	Fee to cover expenses of document processing (Appraised land value component may be added).	\$3120	Per Document	Fee

MASTER FEES AND CHARGES SCHEDULE

DEPARTMENT: PUBLIC WORKS				
Fee Name	Description	Fee	Per	Type
DOCUMENT PROCESSING				
Agreement Processing	Fee to cover expenses of over the counter document processing; includes minor agreements, installation and maintenance agreements, and financial guarantee agreements.	\$2,430 per agreement plus actual costs at the fully allocated hourly rates for inspection and attorney review	Per Agreement	Fee
Quitclaim	Fee to cover expenses of document processing.	\$3120	Each	Fee
STREET IMPROVEMENT PERMITS				
Tree Trimming Out of Cycle	Fee to cover out of cycle tree trimming by contractor.	\$140 per request plus actual contract costs	Each	Fee
Engineering Inspection - Improvements in Public ROW	Inspection of improvements in the public right-of-way.	\$160 per hour; After Hours: \$185 per hour (2hr minimum)	Per Hour	Fee
TEMPORARY STREET OCCUPANCY PERMITS				
Class A Temporary Street Occupancy Permits - Concrete Improvements in ROW	Fee for the use of the City right of way for Concrete Improvements in ROW	\$310	per Permit	Fee
Class A Temporary Street Occupancy Permits - Dumpster/Pod/Laydown	Review and inspection of a Class A Temporary Occupancy Permit for dumpster/pod laydown.	\$70	per permit	Fee
Overweight Vehicle Fee	Fee charged for overweight vehicles per LBMC 10.41. These fees are limited by State law.	This fee is \$16/trip, OR \$90/year, OR \$67.50 April-Dec, OR \$45 July-Dec, OR \$22.50 Oct-Dec	Trip/Period/Annual	Fee
STORM WATER MANAGEMENT				
Storm Water Compliance Inspection Fee (I/C)	NPDES Inspection fee for code enforcement and compliance inspections of Industrial/Commercial facilities (I/C).	285	Inspection	Fee
Storm Water Compliance Inspection Fee (IGP) – With State	NPDES Inspection fee for code enforcement and compliance inspections of Industrial facilities with State General NPDES(IGP).	330	Inspection	Fee

MASTER FEES AND CHARGES SCHEDULE

DEPARTMENT: PUBLIC WORKS				
Fee Name	Description	Fee	Per	Type
Storm Water Compliance Follow-up Inspection Fee (I/C)	NPDES Follow-Up Inspection Fee for Industrial/Commercial Facility (I/C).	250	Follow-up Inspection (I/C)	Fee
Storm Water Compliance Follow-up Inspection Fee (IGP) – With State	NPDES Follow-Up Inspection Fee for Industrial Facilities with State General NPDES Permit (IGP).	295	Follow-up Inspection (IGP)	Fee
Storm Water Notice of Violation Fee	NPDES Notice of Violation , I/C & IGP	\$295	Notice of Violation	Fee
Stormwater Item Retrieval	This fee is charged to persons requesting assistance for the retrieval of objects from storm drain catch basins.	Charge the fully allocated hourly rates for all personnel used plus any outside costs.	per instance	Fee
Pollution Abatement Fee	This fee is charged to persons or businesses that have violated MC 8.60.111: "Throwing rubbish and refuse on public right-of-ways or storm drain system prohibited. No person shall put, place, sweep, throw, brush, or in any other manner deposit any refuse, litter, vegetation, or any other waste in or on any public right-of-way or any portion of the storm drain system, including but not limited to streets, gutters, sidewalks, parkways and alleys." This fee is designed to reimburse the Storm/Environmental Compliance Division for money spent to the contractor for non-scheduled, emergency-response work.	Charge the fully allocated hourly rates for all personnel used plus any outside costs.	Per Instance	Penalty
TRAFFIC ENGINEERING				
Traffic Control Plan Review	Plan review of temporary traffic controls related to an encroachment permit.	\$385	Per Sheet	Fee
Preferential Parking Study/Application Processing	Perform study for feasibility/applicability and process application.	Deposit with actual charges based on number of housing units: 1-10 - \$2,500 11-50 - \$5,000 51-100 - \$7,500 101+ - \$10,000	Application	Fee
Driveway Parking Permit Application	Application to park in front of a driveway in a parking impacted area for an exclusive use of one household.	\$95	Per	Fee
Driveway Parking Annual Permit	Annual renewal of the driveway parking permit.	\$55	Per Permit	Fee
TRAFFIC OPERATIONS				

MASTER FEES AND CHARGES SCHEDULE

DEPARTMENT: PUBLIC WORKS				
Fee Name	Description	Fee	Per	Type
Curb Painting on Request	Painting a restrictive parking curb at the request of the property owner.	\$250 per location plus \$30 per each additional location and \$55 per each additional sign	Location	Fee
Light Shield Install by Request	Installation of a streetlight shield by request.	\$200	Per light shield.	Fee
Additional Streetlight Request (includes Maintenance and Electricity)	Installation of additional street light requests, such as a new foundation, service raceways, and lighting standards.	Charge the fully allocated hourly rates for all personnel used plus any outside costs.	Instance	Fee
Driveway Tip - Paint	Paint red curb on the side of driveway at owner's request with Traffic Engineering approval.	\$225	Location	Fee
Driveway Tip - Repaint	Repaint red curb on the side of driveway at owner's request.	\$115	Location	Fee
No Parking Sign - Temporary Posting	The Department provides a service for residents upon request where staff will post for a day or less, no parking signs and place traffic delineators to reserve parking space for a moving truck.	\$115	Per Request	Fee
Preferential Parking District Sign	Preferential Parking District installed by petition of neighborhood and Traffic Engineering approval.	\$230 per request plus \$130 per each additional sign after the first sign	Sign Installation	Fee
Parking Meter Removal Fee	Temporary removal of parking meter head.	\$235 for first meter plus \$60 per each additional meter plus amount equal to lost meter revenue	Meter	Fee
Parking Meter Removal Fee	Temporary removal of parking meter head/s with post/s.	\$295 for first meter plus \$115 per each additional meter plus amount equal to lost meter revenue.	Post	Fee

MASTER FEES AND CHARGES SCHEDULE

DEPARTMENT: PUBLIC WORKS				
Fee Name	Description	Fee	Per	Type
Parking Meter Out of Service Fee	Parking meter removed or otherwise taken out of service.	Amount equal to lost revenue, (\$/hr x # metered hrs. x # days)	Meter	Fee
PARKING CITATIONS				
Oversized Vehicle Parking Citation	LBMC10.24.081. This ban applies to vehicles that are either 85 inches high, 80 inches wide or 22 feet long. The most common of these vehicles are RVs. Residents will be able to acquire a free printable 72-hour parking permit from the city's website if they need to park their oversized vehicles on residential streets.	\$70	Citation	Penalty
Expired Meter	LBMC 10.28.060 - Occupying a metered parking space without paying for parking	\$69	Citation	Fee
Overnight Parking in Beach Lots	LBMC 10.30.080 - Prohibition against parking overnight in designated lots	\$69	Citation	Fee
Parking in Bicycle Lane	VC 21211 (B) - No parking in a bicycle lane	\$69	Citation	Fee
Illegal Park/Private Property	LBMC 8.76.010G - Illegal Parking Private Property	\$65	Citation	Penalty
Parking Near Empty Building	LBMC 8.76.010Q - Parking Near Empty Building	\$65	Citation	Penalty
Parking on Empty Lot	LBMC 8.76.010R - Parking on Empty Lot	\$65	Citation	Penalty
Commercial Vehicle on Private Property	LBMC 8.76.010T - Commercial Vehicle on Private Property	\$65	Citation	Penalty
Parking on Parkway/Sidewalk	LBMC10.22.020 - Parkways and Sidewalks	\$69	Citation	Penalty
Improper Parking	LBMC10.22.070 - Blocking Wheels on Hills	\$65	Citation	Penalty
Vehicle for Sale	LBMC10.22.080 - Parking Vehicles for Sale	\$69	Citation	Penalty
No Parking Peddlers	LBMC10.22.090 - Food Vendor Parking	\$65	Citation	Penalty
Parking in Fire Lane	LBMC10.22.110 - Fire Lanes	\$105	Citation	Penalty
No Parking Temporary	LBMC10.22.120 - Temporary Parking Restrictions	\$69	Citation	Penalty
Parked over 72 hours	LBMC10.22.130 - Seventy-Two Hour Parking Limit	\$69	Citation	Penalty
Street Sweeping	Fee for vehicles not removed from curbside during posted street sweeping hours; parked vehicles prohibit a thorough sweep.	\$70	Citation	Penalty
Street Repair of Vehicle	LBMC10.22.150 - Repairing Vehicles on Streets	\$65	Citation	Penalty
Private Property/	LBMC10.22.160 - Parking on Private Property	\$65	Citation	Penalty

MASTER FEES AND CHARGES SCHEDULE

DEPARTMENT: PUBLIC WORKS				
Fee Name	Description	Fee	Per	Type
Parking - Public Housing	LBMC10.22.182 -Parking Regulations within Public Housing Projects	\$65	Citation	Penalty
Parking Within Lines	LBMC10.24.010 - Angle Parking	\$65	Citation	Penalty
No Stopping	LBMC10.24.030 -Parking Prohibited Where Posted--Exception	\$85	Citation	Penalty
No Parking	LBMC10.24.050 - Parking Prohibited - Compliance Required	\$69	Citation	Penalty
Exceeded Time Limit	LBMC10.24.090 - Limited Time Parking	\$69	Citation	Penalty
Parking Within T's	LBMC10.24.130 - Parking Space Markings	\$65	Citation	Penalty
Yellow, White, Green Curb	LBMC10.26.010 - Yellow, White, Green Curb Markings	\$69	Citation	Penalty
Red Curb Other	LBMC10.26.020 - Red Curb Markings	\$69	Citation	Penalty
Parking in an Alley	LBMC10.26.030 - Stopping in Alley	\$85	Citation	Penalty
Disabled Parking - Streets and Public Lots	LBMC10.34.020 - Parking For Disabled Persons Reserved For Vehicles With Appropriate License Plates or Placards	\$360	Citation	Penalty
Truck over 2 Hours	LBMC10.38.110 - Commercial Vehicle Parking On Residential Streets Designated As Truck Routes	\$85	Citation	Penalty
Commercial vehicle over 6,000 lbs unladen weight parked off truck route. Pick-ups exempt	LBMC10.40.010 - Establishment of Designated Truck Routes	\$130	Citation	Penalty
No Parking on City Property	VC21113.A - Driving Or Parking On Public Grounds	\$69	Citation	Penalty
Parking in Intersection	VC22500.A - Prohibited Stopping, Standing, or Parking	\$69	Citation	Penalty
Parking on Crosswalk	VC22500.B - Prohibited Stopping, Standing, or Parking	\$69	Citation	Penalty
Red Curb Safety Zone	VC22500.C - Prohibited Stopping, Standing, or Parking	\$69	Citation	Penalty
Red Curb Fire Station	VC22500.D - Prohibited Stopping, Standing, or Parking	\$69	Citation	Penalty
Parking across Driveway	VC22500.E - Prohibited Stopping, Standing, or Parking	\$80	Citation	Penalty
Parking on Sidewalk	VC22500.F - Prohibited Stopping, Standing, or Parking	\$69	Citation	Penalty
Obstructing Traffic at Excavation	VC22500.G - Prohibited Stopping, Standing, or Parking	\$69	Citation	Penalty
Double Parking	VC22500.H - Prohibited Stopping, Standing, or Parking	\$85	Citation	Penalty
Red Curb Bus Zone	VC22500.I - Prohibited Stopping, Standing, or Parking	\$285	Citation	Penalty

MASTER FEES AND CHARGES SCHEDULE

DEPARTMENT: PUBLIC WORKS				
Fee Name	Description	Fee	Per	Type
Parking in Tunnel	VC22500.J - Prohibited Stopping, Standing, or Parking	\$69	Citation	Penalty
Parking on Bridge	VC22500.K - Prohibited Stopping, Standing, or Parking	\$69	Citation	Penalty
Parking Near Access Ramp for Physically Handicapped	VC22500.L Parking in front of or on curb cut down for wheelchair access	\$310	Citation	Penalty
Parking 18" of Curb	VC22502.A - Curb Parking	\$65	Citation	Penalty
Disabled Person Off Street	VC22507.8 - Parking In Spaces For The Disabled	\$360	Citation	Penalty
Red Curb Fire Hydrant	VC22514 - Fire Hydrants	\$69	Citation	Penalty
Unattended Vehicle	VC22515 - Unattended Vehicles	\$65	Citation	Penalty
Locked Vehicle with Occupant	VC22516 - Locked Vehicles	\$69	Citation	Penalty
Parking on Freeway	VC22520 - Vending On Or Near Freeways	\$69	Citation	Penalty
Parking Upon Or Near Railroad Track	VC22521 - Parking Upon Or Near Railroad Track	\$69	Citation	Penalty
No Current Reg. Tag	VC5204 (A) - Registration Tabs	\$65	Citation	Penalty
First Late Payment Penalty	A 100% penalty not to exceed \$55 will be assessed to an unpaid parking citation after 21 days from the mailing date of the Notice of Parking Violation.	A 100% penalty not to exceed \$55 will be assessed to an unpaid parking citation after 21 days from the mailing date of the Notice of Parking Violation.	Citation	Penalty
Collection Agency Charge		25%	Citation	Penalty
Department of Motor Vehicle (DMV) Collection Charge	A collection charge will be assessed to an unpaid parking citation after a hold on the vehicle registration renewal is placed with the DMV.	3.30	Citation	Penalty
Second Late Payment Penalty	A 25% penalty will be assessed to an unpaid parking citation after 21 days from the mailing date of the Notice of Parking Violation - Final Notice. This penalty will be applied after the First Late Payment Penalty and the Department of Motor Vehicles (DMV) Collection Charge is assessed and then it is rounded to the next whole dollar.	25%	Delinquent Balance	Penalty

MASTER FEES AND CHARGES SCHEDULE

DEPARTMENT: PUBLIC WORKS				
Fee Name	Description	Fee	Per	Type
Copy of Parking Violation		2.30	Citation	Penalty
STREETLIGHTS				
Light Fixture - Alley LED (70 Watt)	Street lighting (LS-1) on existing SCE utility poles. 70 Watts based on HPS equivalent and all night service.	1,955.00	Fixture	Fee
Light Fixture - Residential Street LED (100 Watt)	Street lighting (LS-1) on existing SCE utility poles. 100 Watts based on HPS equivalent and all night service.	\$2043.00	Fixture	Fee
Light Fixture - Collector Street LED (150 Watt)	Street lighting (LS-1) on existing SCE utility poles. 150 Watts based on HPS equivalent and all night service.	\$2,196.00	Fixture	Fee
Light Fixture - Major 1 Street LED (200 Watt)	Street lighting (LS-1) on existing SCE utility poles. 200 Watts based on HPS equivalent and all night service.	\$2,347.00	Fixture	Fee
Light Fixture - Major 2 Street LED (250 Watt)	Street lighting (LS-1) on existing SCE utility poles. 250 Watts based on HPS equivalent and all night service.	2,677.00	Fixture	Fee
Light Fixture - Highway LED (400 Watt)	Street lighting (LS-1) on existing SCE utility poles. 400 Watts based on HPS equivalent and all night service.	\$2,971.00	Fixture	Fee
Streetlight Pole Damage Repair	Repair of a damaged streetlight pole due to the actions of a third party.	Charge the fully allocated hourly rates for all personnel used plus any outside costs.	0	Fee

EXHIBIT “A-1”

PROPOSED NEW AND ADJUSTED FEES

Fee Name	Current Fee	Requested Fee	Per	Theoretical Annual Revenue Change*	Fund Group	Cost of Service Study Recommendations
DEPARTMENT: ENERGY RESOURCES						
CUSTOMER SERVICE FEE SCHEDULE						
Meter Tampering Reset	\$110	Reset within one year - \$150 per meter Reset more than one year - \$355 per meter	Per meter	\$900	Gas	Reset Charge: Within one year - \$150 per meter More than one year - \$355 per meter
Unauthorized Removal/Damage Lock/Flathead	\$52	Flathead Damage - \$120 per meter Unauthorized Lock Removal - \$30 per meter	Per incident.	\$16,200	Gas	Flathead Damage - \$120 per meter Unauthorized Lock Removal - \$30 per meter
ENGINEERING & INSPECTION SUPPORT						
Engineering Technical Review	\$172	\$193	Per hour	\$0	Gas	\$193 per hour
Engineering Support Review	\$129	\$130	Per hour	\$0	Gas	\$130 per hour
Gas Pipeline/Meter Set Inspection	\$139	\$178	Per hour	\$0	Gas	\$178 per hour
ER Engineering Project Administration	\$1,178	\$400	Per work order	\$0	Gas	\$400 per work order
Prepare/Process Agreements	\$1,285	\$1,065	Per Agreement (2 hours of City Attorney included)	\$0	Gas	\$1,065 per agreement (includes 2 hours of City Attorney)
Right of Way Review	\$172	\$240	Per Plan	\$3,400	Gas	\$240 per plan
Existing Gas Service/Feed Analysis	\$300	\$390	Per Request	\$300	Gas	\$390 per request
New Gas Service/Feed Analysis	\$500	\$595	Per Request	\$400	Gas	\$595 per request
Complex Gas Service/Feed Analysis	\$1,500-\$2,000	\$1,370 per request	Per Request	(\$1,700)	Gas	\$1,370 per request
Plan Check Review Fee	\$400	\$620	Per Plan (up to two)	\$200	Gas	\$620 per plan (for each 2 reviews)
Energy Resource Technical Advisory Committee (TAC) Review	New	\$265	Per Application	\$18,700	Gas	\$265 per application
WILL SERVE LETTER	New	\$205	Per Request	\$5,200	Gas	\$205 per request
METER INSTALLATION AND REPAIR						
Meter Installation - First Meter	\$110	\$150 per first meter.	Per first meter	\$1,200	Gas	\$150 per first meter
Meter Installation - Additional Meter	\$82	\$90 per additional meter.	Per additional meter.	\$8,700	Gas	\$90 per additional meter
Service Line Meter Install Up To 1.5 MBTU	\$110 for meters sized up to 1.5M.	\$150 per meter set (up to 1.5 MBtu)	Per meter set.	\$800	Gas	\$150 per meter set

PROPOSED NEW AND ADJUSTED FEES

Fee Name	Current Fee	Requested Fee	Per	Theoretical Annual Revenue Change*	Fund Group	Cost of Service Study Recommendations
Meter Set Assembly Repair/Maintenance	\$75	Charge the fully allocated hourly rates for all personnel involved plus any outside costs or parts and supplies.	Per job.	\$0	Gas	Charge the fully allocated hourly rates for all personnel involved plus any outside costs or parts/supplies.
Meter Upgrade/Relocation	\$110	\$150 per meter.	Per meter.	\$7,900	Gas	\$150 per meter
Service Line Meter Install Larger Than 1.5 MBTU	\$110	Charge the fully allocated hourly rates for all personnel involved plus any outside costs or parts and supplies.	Per job.	\$0	Gas	Charge the fully allocated hourly rates for all personnel involved plus any outside costs or parts/supplies.
Contractor Qualification Test - Steel Electric ARC	\$2,250	\$3,885	Per Test	\$8,200	Gas	\$3,885 per test
Contractor Qualification Testing-Steel Pipe Joining - Oxyacetylene	\$236	\$2,350	Per test	\$10,600	Gas	\$2,350 per test
Contractor Qualification Testing - PE Fuse up to 2"	\$416	\$4,665/class (up to 4 people per class). \$1,165 per re-test.	Per Class/Re-test	\$8,500	Gas	\$4,665 per class (with up to 4 people per class); \$1,165 per re-test
Contractor Qualification Testing - Plastic Pipe Fuse 4" & 6"	\$936	\$4,665/class (up to 4 people per class) \$1,165 per re-test.	Per Class/Re-test	\$1,800	Gas	\$4,665 per class (with up to 4 people per class); \$1,165 per re-test
Contractor Qualification Testing - Covered Tasks	\$2,080	Charge the fully allocated hourly rates for all personnel involved plus any outside costs and parts/supplies	Hourly rates plus other costs	\$0	Gas	Charge the fully allocated hourly rates for all personnel involved plus any outside costs and parts/supplies
Smart Gas Meter Opt Out Monthly Fee*	\$25	\$25	Monthly, per meter	\$3,200	Gas	Revise from applying rate for 201 or more therms to \$25 per meter per month for all
*Department recommendation to expand application of fee from customers with annual usage of 201 therms or more, to all applicable instances.						
PIPELINE CONSTRUCTION						
Service Installation Up To 1 1/4"	\$1,373 (minimum)	\$2,100 base fee (includes mobilization costs). \$21 per foot from property line. Paving and other charges may apply.	Per job.	(\$74,425)	Gas	\$2,100 base fee + \$21 per foot from property line Base fee includes mobilization costs Paving and other charges may apply
Service Installation - PE 2"	\$2,038 (minimum)	\$2,445 base fee + \$21 per foot from ROW line; Base fee includes mobilization costs; Paving and other charges may apply	Per job.	(\$3,400)	Gas	\$2,445 base fee + \$21 per foot from ROW line Base fee includes mobilization costs Paving and other charges may apply

PROPOSED NEW AND ADJUSTED FEES

Fee Name	Current Fee	Requested Fee	Per	Theoretical Annual Revenue Change*	Fund Group	Cost of Service Study Recommendations
Main Pipeline Construction - 6" Diameter	\$16,640 (minimum) (20' or less)	\$9,715 base fee (up to 60 ft, includes mobilization). Additional pipe over 60 ft will be \$122/ft. Paving & other charges may apply. Charge actual costs if work is performed by an outside third party.	Per job.	\$0	Gas	\$9,715 base fee + \$122 per foot over 60 feet Base fee includes mobilization costs Charge actual costs if work is performed by an outside third party. Paving and other charges may apply
Main Construction - Over 6"	Actual Cost	Charge the fully allocated hourly rates for all personnel involved plus any outside costs and parts/supplies	Hourly rates plus other costs.	\$0	Gas	Charge the fully allocated hourly rates for all personnel involved plus any outside costs and parts/supplies
Service Pipeline Disconnect at Gas Main	\$1,373 (minimum)	PE up to 1-1/4" - \$1,000. PE 2" or greater - \$1,500. Steel up to 1-1/4" - \$1,500. Steel 2" or greater - \$2,000. Paving and other charges may apply.	Per job.	\$30,100	Gas	Up to 1 1/4": PE - \$1,000 ; Steel - \$1,500 2" & greater: PE - \$1,500; Steel - \$2,000 Paving and other charges may apply
Service Pipeline Repair - Private Property	\$686 (minimum)	Charge the fully allocated hourly rates for all personnel involved or \$1,080 minimum. Plus any outside costs and parts/supplies.	Per job.	\$0	Gas	Charge the fully allocated hourly rates for all personnel involved (\$1,080 minimum) plus any outside costs and parts/supplies
PC Fitting Line Stoper to 4" Half	\$744 (minimum)	New - \$765 per fitting. Reuse - \$480 per fitting. Plus actual cost of fitting and supplies. Mobilization and other charges may apply.	Per fitting.	(\$100)	Gas	New - \$765 per fitting Reuse - \$480 per fitting plus actual cost of fitting and supplies Mobilization and other charges may apply
PC Fitting Line Stopper 6"-8" Full	\$2,520 (minimum)	New - \$2,110 per fitting. Reuse - \$955 per fitting. Plus actual cost of fitting and supplies. Mobilization and other charges may apply.	Per fitting.	\$0	Gas	New - \$2,110 per fitting Reuse - \$955 per fitting plus actual cost of fitting and supplies Mobilization and other charges may apply
PC Fitting Line Stopper 10"-12" Full	\$12,355 (minimum)	New - \$3,165 per fitting. Reuse - \$1,435 per fitting. Plus actual cost of fitting and supplies. Mobilization and other charges may apply.	Per fitting.	\$0	Gas	New - \$3,165 per fitting Reuse - \$1,435 per fitting plus actual cost of fitting and supplies Mobilization and other charges may apply
Bollard Installation	\$172	\$410 for first bollard plus \$100 for each additional bollard.	See fee detail.	\$0	Gas	\$410 for first bollard plus \$100 for each additional bollard

PROPOSED NEW AND ADJUSTED FEES

Fee Name	Current Fee	Requested Fee	Per	Theoretical Annual Revenue Change*	Fund Group	Cost of Service Study Recommendations
After Hours/Emergency Hours Construction Crew Work	\$2,340 (minimum)	Charge 120% of the fully allocated hourly rates for all personnel involved (3 hour minimum). Plus any outside costs with parts/supplies.	See fee detail.	\$0	Gas	Charge 120% of the fully allocated hourly rates for all personnel involved (3 hour minimum) plus any outside costs or parts/supplies.
Concrete or Asphalt Repair	\$572 (minimum)	\$500 minimum or \$32 per square foot. Other charges may apply.	See fee detail.	\$0	Gas	\$32 per square foot (\$500 minimum) Other charges may apply
Main Construction - PE 4-6"	\$6,760 (minimum) (20' or less)	\$12,300 base fee (up to 100 ft, includes mobilization). Additional pipe over 100 ft will be \$102/ft. Paving & other charges may apply. Charge actual costs if work is performed by an outside third party.	Per job.	\$0	Gas	\$12,300 base fee + \$102 per foot over 100 feet Base fee includes mobilization costs Charge actual costs if work is performed by an outside third party. Paving and other charges may apply
PC Fitting Line Stopper to 4" Full	\$1,693 (minimum)	New - \$2,110 per fitting. Reuse - \$955 per fitting. Plus actual cost of fitting and supplies. Mobilization and other charges may apply.	Per fitting.	\$2,200	Gas	New - \$2,110 per fitting Reuse - \$955 per fitting plus actual cost of fitting and supplies Mobilization and other charges may apply
Main Construction - 2"	\$4,160 (minimum) (20' or less)	\$10,905 base fee (up to 100 ft, includes mobilization). Additional pipe over 100 ft will be \$86/ft. Paving & other charges may apply. Charge actual costs if work is performed by an outside third party.	Per job.	\$0	Gas	\$10,905 base fee + \$86 per foot over 100 feet Base fee includes mobilization costs Charge actual costs if work is performed by an outside third party. Paving and other charges may apply
PC Fitting Branch Connect - 2"	\$315 (minimum)	\$265 per fitting. Plus actual cost of fitting and supplies. Mobilization and other charges may apply.	Per fitting.	\$0	Gas	\$265 per fitting plus actual cost of fitting and supplies Mobilization and other charges may apply
PC Fitting Branch Connect - 3"-4"	\$963 (minimum)	\$525 per fitting. Plus actual cost of fitting and supplies. Mobilization and other charges may apply.	Per fitting.	\$0	Gas	\$525 per fitting plus actual cost of fitting and supplies Mobilization and other charges may apply

PROPOSED NEW AND ADJUSTED FEES

Fee Name	Current Fee	Requested Fee	Per	Theoretical Annual Revenue Change*	Fund Group	Cost of Service Study Recommendations
PC Fitting Branch Connect 6"- 8"	\$1,428 (minimum)	\$790 per fitting. Plus actual cost of fitting and supplies. Mobilization and other charges may apply.	Per fitting.	\$0	Gas	\$790 per fitting plus actual cost of fitting and supplies Mobilization and other charges may apply
Main Pipeline Repair	\$1,248 (minimum)	Charge the fully allocated hourly rates for all personnel involved plus any outside costs and parts/supplies.	Hourly rates plus other costs.	\$0	Gas	Charge the fully allocated hourly rates for all personnel involved plus any outside costs and parts/supplies
Additional Work Crew Mobilization	\$1,560 (minimum)	\$2,100 per mobilization plus other charges may apply.	Per mobilization plus other charges.	\$0	Gas	\$2,100 per mobilization Other charges may apply
PC Fitting Line Stopper Over 12"	Actual Cost	Charge the fully allocated hourly rates for all personnel involved plus any outside costs and parts/supplies. Mobilization and other charges may apply.	Actual cost.	\$0	Gas	Charge the fully allocated hourly rates for all personnel involved plus any outside costs and parts/supplies Mobilization and other charges may apply
Regular Hours Construction Crew Work	\$1,872 (minimum)	Charge the fully allocated hourly rates for all personnel involved (3 hour minimum) plus any outside costs with parts/supplies.	See fee detail.	\$0	Gas	Charge the fully allocated hourly rates for all personnel involved (3 hour minimum) plus any outside costs or parts/supplies.
New Construction Meter Room	\$20,000	\$26,210	Per Development	\$24,800	Gas	\$26,210 per development
Service Alteration Up To 1 1/4"	New (Restructured)	PE - \$1,000 base fee plus \$20/ft from property line. Steel - \$1,500 base fee plus \$100/ft from property line. Base fee includes mobilization costs. Paving and other charges may apply.	Per job.	(\$183,600)	Gas	PE - \$1,000 base fee + \$20 per foot from property line Steel - \$1,500 base fee + \$100 per foot from property line Base fee includes mobilization costs Paving and other charges may apply
Service Alteration - PE 2"	New (Restructured)	\$1,500 base fee plus \$42/ft from ROW line. Base fee includes mobilization costs. Paving and other charges may apply.	Per job.	(\$4,300)	Gas	\$1,500 base fee + \$50 per foot from property line Base fee includes mobilization costs Paving and other charges may apply
Service Installation - Steel 2"	New (Restructured)	\$3,045 base fee (Base fee includes mobilization costs). Plus \$42/ft from ROW line. Paving and other charges may apply.	Per job.	\$10,400	Gas	\$3,045 base fee + \$42 per foot from ROW line Base fee includes mobilization costs Paving and other charges may apply

PROPOSED NEW AND ADJUSTED FEES

Fee Name	Current Fee	Requested Fee	Per	Theoretical Annual Revenue Change*	Fund Group	Cost of Service Study Recommendations
Service Alteration - Steel 2"	New (Restructured)	\$2,000 base fee plus \$100/ft from property line. Base fee includes mobilization costs. Paving and other charges may apply.	Per job.	(\$3,000)	Gas	\$2,000 base fee + \$100 per foot from property line Base fee includes mobilization costs Paving and other charges may apply
UTILITY SERVICES FEES						
Account History	\$17.00	Single account - \$15 per request for first year. Plus \$7 each additional year. Multiple account - \$40 per request for first year. Plus \$20 each additional year.	Per request - See Fee.	\$2,300	Gas	Single Account - \$15 per request for first year plus \$7 per each additional year Multiple Accounts - \$40 per request for first year plus \$20 per each additional year
Illegal Gas/Water Billing	\$43	\$138 per hour or any portion thereof.	Per hour - See fee.	\$0	Gas	Illegal Gas/Water Hookup Billing - \$138 per hour or any portion thereof
TOTAL ENERGY RESOURCES				(\$104,525)		
TOTAL GAS FUND				(\$104,525)		

*Anticipated revenue maybe reported at \$0 if impact is unknown due to insufficient data for use.

Energy Resources Department Proposed Fee Recommendations
FEES PROPOSED FOR NO CHANGE

Fee Name	Fee	Per	Fund Group	Cost of Service Study Recommendations		
DEPARTMENT: ENERGY RESOURCES						
Reason for No Change: No change needed as current fees are aligned to the cost of service and study recommendations.						
CUSTOMER SERVICE FEE SCHEDULE						
Service Establishment	\$35	Per new gas service	GAS			
Priority Order	\$50 in addition to any applicable reconnection and/or past due fees.	Per each scheduled appointment				
Premium Appointment	\$50	Per each scheduled appointment				
UTILITY SERVICES FEES						
Late Payment Charge	4.5% or \$4.50 minimum	Of the total amount owed in no event shall the charge be less than \$4.50				
Meter Read by Customer Request	\$25	Per meter, per request				
Meter Set Assembly (MSA) Tamper	\$250 in addition to any applicable reconnection and/or past due fees.	per occurrence				
METER INSTALLATION AND REPAIR						
Regular Hours Meter Setting, Telemetry and Regulator Work	\$300 (minimum)	\$150 per hour, mobilization and other charges may apply.				
After Hours Meter Setting, Telemetry and Regulator Work	\$495 (minimum)	\$165 per hour, mobilization and other charges may apply.				
Reason for No Change: Department proposing no changes, maintain current fee levels below cost of service.						
CUSTOMER SERVICE FEE SCHEDULE						
Demand Test	\$52	Per test	GAS	\$110 per test The fee will be refunded if the meter is proven to record more than 2% fast.		
Missed Appointment	\$17	Appointment		\$40 per appointment		
Re-Connection	\$70 for single family dwelling unit, or a single non-residential unit, or first dwelling unit of a multi-unit dwelling / \$20 for each additional unit	Per unit		\$80 - single family dwelling, or a single non-residential unit, or a first unit of a multi-dwelling unit plus \$20 for each additional multi-family unit		
Technical Support	\$103	Per each service unit		Priority Order - \$50 in addition to any applicable Charge the fully allocated hourly rate for all personnel involved.		
Earthquake Valve "Reset"	\$79	Per reset		First reset in a 12 month period - No Charge Each additional reset - \$85		
Post Property - Notice of Tenant's Rights - 10 and 15-day Notifications	\$35 for 1-10 units, \$70 for 11-19 units, \$105 for 20 or more units	Per service		1-10 units - \$50 per service 11-19 units - \$80 per service 20 or more units - \$105 per service These fees are for the first service. The second service is at no additional charge.		

Energy Resources Department Proposed Fee Recommendations
FEES PROPOSED FOR NO CHANGE

Fee Name	Fee	Per	Fund Group	Cost of Service Study Recommendations
DEPARTMENT: ENERGY RESOURCES				
UTILITY SERVICES FEES				
Record Research	\$43	Per hour	Gas	\$138 per hour
Smart Gas Meter Opt Out - Initial Fee	\$75	Per meter		\$150 per meter
Meter Access Investigation	\$38	Per meter		\$110 per meter
Duplicate Bill Images	\$25	3-10 monthly bills and for each year		\$30 per request (3-10 monthly bills or each year)

Energy Resources Department Proposed Fee Recommendations

FEES FOR DELETION

Fee Name	Fee	Per	Fund Group
DEPARTMENT: ENERGY RESOURCES			
Reason for Deletion: Energy Resources proposed fees for deletion due to changes in fee structure. New and changed fees are proposed in its place.			
PIPELINE CONSTRUCTION			
Service Pipeline Disconnect on Property or Riser Relocation	\$686 (minimum)	\$343 per hour; paving repair, meter installation and other charges may apply.	Gas
Service Pipeline Install or Alter on Pipe Greater than 2" Diameter	See Main Pipeline Construction	See Main Pipeline Construction	
PERSONNEL QUALIFICATION TESTING			
Contractor Qualification Testing- Plastic Pipe Joining-Mechanical	\$118	Per test	
Contractor Qualification Testing - Journey Level Covered Tasks	\$2,600	Per person	
Contractor Qualification Testing - Supervisory Level Covered Tasks	\$3,120	Per person	
CUSTOMER SERVICE FEE SCHEDULE			
Smart Gas Meter Opt Out - Monthly Fee, Annual usage less than 200 therms	\$10	Monthly, per meter	Gas
Reason for Deletion: Energy Resources proposed fees for deletion as services are no longer provided.			
PERSONNEL QUALIFICATION TESTING			
Contractor Qualification Testing for Electro & Mechanical - Plastic Pipe Joining This service is no longer provided.	\$118	Per test	Gas
CUSTOMER SERVICE FEE SCHEDULE			
Lock Box Installation Fee	\$55	Per box	Gas

EXHIBIT “A-2”

PROPOSED NEW AND ADJUSTED FEES

Fee Name	Current Fee	Proposed Fee	Per	Theoretical Annual Revenue Change*	Fund Group	Cost of Service Study Recommendations
DEPARTMENT: PUBLIC WORKS						
Class F Wireless Right-of-Way Facility Permit	\$2,730	\$4470 per permit (for up to ten sites)	Per Permit	\$112,500	General	\$4,470 per permit (for up to ten sites), plus estimate of costs for inspection
Class B Public Art / Objects Permit	\$2,550	\$1290 plus estimate of costs for inspection.	Per Permit	(\$28,400)	General	\$1,290 per permit plus estimate of costs for inspection
Study Review & Consultation	NEW	Charge the fully allocated hourly rate for all personnel involved plus any outside costs.	Instance	\$0	General	Charge the fully allocated hourly rate for all personnel involved plus any outside costs.
Extension of Time/Minor Revision of Permit	NEW	\$100	Per Application	\$40,500	General	\$100 per application
Miscellaneous Engineering Review	NEW	Charge the fully allocated hourly rate for all personnel involved plus any outside costs.	Instance	\$0	General	Charge the fully allocated hourly rate for all personnel involved plus any outside costs.
Public Works Technology Surcharge	NEW (FEE RESTRUCTURED)	3% of all Engineering Permit and Application Fees	Percent	\$22,500	General	3% of all Engineering Permit and Application fees
Miscellaneous Public Works Services	NEW (FEE RESTRUCTURED)	Charge the fully allocated hourly rates for all personnel used plus any outside costs.	Per Instance	\$0	General	Charge the fully allocated hourly rates for all personnel used plus any outside costs.
Administrative Right-of-Way Inspection Citation Fee - Fourth Citation	NEW (FEE RESTRUCTURED)	\$1,000	Citation	\$0	General	Fourth Violation - \$1,000
Administrative Right-of-Way Inspection Citation Fee - Fifth and Subsequent Citations	NEW (FEE RESTRUCTURED)	\$2,500	Citation	\$0	General	Fifth and subsequent violations - \$2,500
Administrative Right-of-Way Inspection Citation Fee - Egregious Violation	NEW (FEE RESTRUCTURED)	\$1,500 or \$2,500 as determined by the violation	Citation	\$0	General	Egregious Violation - \$1,500 or \$2,500 as determined by the violation

PROPOSED NEW AND ADJUSTED FEES

Fee Name	Current Fee	Proposed Fee	Per	Theoretical Annual Revenue Change*	Fund Group	Cost of Service Study Recommendations
Engineering Permit Appeal - Public Walkways Occupancy Permit - Applicant	\$2,685	\$2,310	Appeal	\$12,700	General	Applicant - \$2,310 per appeal
Engineering Permit Appeal - Public Walkways Occupancy Permit - Third Party	\$100	\$1,000	Appeal	\$0	General	Third Party - \$1,000 per appeal
Class E Public Walkway Occupancy Permit - Renewal	NEW (FEE RESTRUCTURED)	\$760 plus estimate of costs for inspection.	Per Permit	\$0	General	Renewal - \$760 per permit plus estimate of costs for inspection
FACILITIES						
Guard Rail/Fencing Barrier Repair during Business Hours	\$90/hr plus materials and \$12.60/process fee	Charge the fully allocated hourly rates for all personnel used plus any outside costs.	Occurrence	\$0	General	Charge the fully allocated hourly rates for all personnel used plus any outside costs.
Guard Rail/Fencing Barrier Repair after Business Hours	\$133/hour plus materials, \$12.60/process fee with 3 hour minimum	Charge the fully allocated hourly rates for all personnel used plus any outside costs.	Occurrence	\$0	General	Charge the fully allocated hourly rates for all personnel used plus any outside costs.
Civic Center Facilities - Special Events Usage or Damage Repairs during Business Hours	\$90/hr plus materials, and any additional contractor costs	Charge the fully allocated hourly rates for all personnel used plus any outside costs.	Occurrence	\$0	Civic Center	Charge the fully allocated hourly rates for all personnel used plus any outside costs.
Civic Center Facilities - Special Events Usage or Damage Repairs after Business Hours	\$133/hr plus materials with 3 hour minimum, plus any contractor costs	Charge the fully allocated hourly rates for all personnel used plus any outside costs.	Occurrence	\$0	Civic Center	Charge the fully allocated hourly rates for all personnel used plus any outside costs.
Non-Civic Center Facilities - Damage Repairs during Business Hours	\$90/hr plus materials and any additional required contractor costs	Charge the fully allocated hourly rates for all personnel used plus any outside costs.	Occurrence	\$0	General	Charge the fully allocated hourly rates for all personnel used plus any outside costs.
Non-Civic Center Facilities - Damage Repairs after Business Hours	\$133/hr plus materials with 3 hour minimum, plus any contractor costs	Charge the fully allocated hourly rates for all personnel used plus any outside costs.	Occurrence	\$0	General	Charge the fully allocated hourly rates for all personnel used plus any outside costs.
LAND DEVELOPMENT ACTIVITIES						
Site Plan Review	\$3,820	\$3,915	Application	\$19,500	General	\$3,915 per application

PROPOSED NEW AND ADJUSTED FEES

Fee Name	Current Fee	Proposed Fee	Per	Theoretical Annual Revenue Change*	Fund Group	Cost of Service Study Recommendations
Class C/D ROW Excavation / Park Improvement - Plan Review	\$1,270	\$1210 plus estimate of costs for inspection.	Sheet	\$0	General	\$1,210 per sheet, plus estimate of costs for inspection
Tentative Map Review	\$1,530	\$1,790	Application	\$2,000	General	\$1,790 per application
Final Parcel Maps	\$4,245	\$4,415	Per map	\$1,500	General	\$4,415 per map
Waived Parcel Map	\$3,365	\$3,600	Per map	\$0	General	\$3,600 per map
Tract Maps: < 20 Lots/Units	\$8,350	\$8,245	Per map	\$1,800	General	\$8,245 per map plus \$55 per lot over 20 lots
Tract Maps: > 21 Lots/Units	\$8,350 + \$108 For Each Lot/Unit Over 20	\$8,245 per map + \$55 For Each Lot/Unit Over 20	Per map	\$0	General	\$8,245 per map plus \$55 per lot over 20 lots
Revisions or Excess Plan/Map Review	30% of Initial Fee Per Revision	30% of Initial Fee Per Revision/Submittal	Each	\$0	General	30% of initial fee per revision/submittal
Field Boundary Check or Recheck	\$795 + \$61/Point	Charge the fully allocated hourly rate for all personnel involved plus any outside costs.	Each	\$0	General	Charge the fully allocated hourly rate for all personnel involved plus any outside costs.
Field Site Review and/or Improvement Certification	\$1,525	Charge the fully allocated hourly rate for all personnel involved plus any outside costs.	Each	\$0	General	Charge the fully allocated hourly rate for all personnel involved plus any outside costs.
Lot Line Adjustment	\$2,005	\$1,825	Per application	(\$300)	General	\$1,825 per application
Parkway Tree Planting	\$638	Charge the fully allocated hourly rates for all personnel used plus any outside costs.	Each Tree	\$0	General	Charge the fully allocated hourly rates for all personnel used plus any outside costs.

PROPOSED NEW AND ADJUSTED FEES

Fee Name	Current Fee	Proposed Fee	Per	Theoretical Annual Revenue Change*	Fund Group	Cost of Service Study Recommendations
RECORDS SEARCH AND RECORDS COPYING						
Records Search - Technical Assistance	\$170/hour; first 15 minutes free	\$160/hour; first 15 minutes free	Hour	\$0	General	Records Search - Technical Assistance - \$160 per hour (first 15 minutes free)
3M Microfilm Copies	\$5.55	\$5.30	Copy	\$0	General	3M Microfilm Enlargement - \$5.30 per copy
G.I.S Map	\$29.45 for one (36"x36")	\$28 for one (36"x36")	Each	\$0	General	GIS Map - \$28 each
Map Copy Requests	\$5.55	\$5.30	Copy	\$0	General	24x36" map - \$5.30 per copy
Digital/Electronic Copies	\$1.13	\$1.10	each	\$0	General	Digital/Electronic Copy -\$1.10 each
Map Books	\$19.10	\$18.15	Each	\$0	General	Map Book - \$18.15 each
2400 Scale City Maps	\$19.10	\$18.15	Each	\$0	General	2400 Scale City Map - \$18.15 each
1800 Scale City Maps	\$25.90	\$24.65	Each	\$0	General	1800 Scale City Map - \$24.65 each
1200 Scale City Maps	\$28.25	\$26.85	Each	\$0	General	1200 Scale City Map - \$26.85 each
RIGHT OF WAY FEE SCHEDULE						
Final Street and Alley Vacation	\$3,675	\$4,930	Per Application	\$0	General	Final - \$4,930 per application
Tentative Street and Alley Vacation	\$7,435	\$6,770	Per Application	\$17,573	General	Tentative - \$6,770 per application

PROPOSED NEW AND ADJUSTED FEES

Fee Name	Current Fee	Proposed Fee	Per	Theoretical Annual Revenue Change*	Fund Group	Cost of Service Study Recommendations
Administrative Right-of-Way Inspection Citation Fee - First Citation	\$108	\$100	Citation	\$0	General	First Violation - \$100
Administrative Right-of-Way Inspection Citation Fee - Second Citation	\$215	\$200	Citation	\$0	General	Second Violation - \$200
Administrative Right-of-Way Inspection Citation Fee - Third Citation	\$545	\$500	Citation	\$0	General	Third Violation - \$500
Improvement Plan Review	NEW (FEE RESTRUCTURED)	\$1,200	Per Sheet	(\$346)	General	\$1,210 per sheet
Class E Public Walkway Occupancy Permit - Sidewalk & Parklet	\$1,090	\$1375 plus estimate of costs for inspection.	Per Permit	\$149,673	General	Sidewalk - \$1,375 per permit plus estimate of costs for inspection
News Rack Impound	\$715 per Rack	\$505 per Rack	Rack	(\$400)	General	\$505 per newsrack
No Parking Signs	\$2.45 per sign	\$115	Per Request	\$0	General	\$115 per request
Dedication: Street, Alley & Sidewalk	\$3,280	\$3,360	Per Document	\$2,400	General	\$3,360 per document
Easements: Utility & Other Special Purpose	\$3,280	\$3,120	Per Document	\$0	General	\$3,120 per document
Easements: Granted by the City	\$3,280	\$3,120	Per Document	\$0	General	\$3,120 per document
Agreement Processing	\$385	\$2,430 per agreement plus actual costs at the fully allocated hourly rates for inspection and attorney review	Per Agreement	\$20,700	General	\$2,430 per agreement plus actual costs at the fully allocated hourly rates for inspection and attorney review
Quitclaim	\$3,280	\$3,120	Each	\$0	General	\$3,120 per application

PROPOSED NEW AND ADJUSTED FEES

Fee Name	Current Fee	Proposed Fee	Per	Theoretical Annual Revenue Change*	Fund Group	Cost of Service Study Recommendations
STREET IMPROVEMENT PERMITS						
Tree Trimming Out of Cycle	\$213	\$140 per request plus actual contract costs	Each	\$0	General	\$140 per request plus actual contract costs
Engineering Inspection - Improvements in Public ROW	\$10.6%/valuation \$250 minimum	\$160 per hour; After Hours: \$185 per hour (2hr minimum)	Per Hour	\$0	General	Regular Hours - \$160 per hour After Hours - \$185 per hour (2 hour minimum)
Class A Temporary Street Occupancy Permits - Concrete Improvements in ROW	\$2.80/lf/week \$63 minimum	\$310	per Permit	\$17,800	General	Concrete Improvements in ROW - \$310 per permit
Class A Temporary Street Occupancy Permits - Dumpster/Pod/Laydown	\$83 for first week + \$6.70 after that	\$70	per permit	\$0	General	Dumpster/Pod/Laydown - \$70 per permit
STORM WATER MANAGEMENT						
Storm Water Compliance Inspection Fee (I/C)	219	285	Inspection	\$239,400	General	\$285 per inspection
Storm Water Compliance Inspection Fee (IGP) â€” With State	343	330	Inspection	\$1,700	General	\$330 per inspection
Storm Water Compliance Follow-up Inspection Fee (I/C)	219	250	Follow-up Inspection (I/C)	\$173,800	General	\$250 per inspection
Storm Water Compliance Follow-up Inspection Fee (IGP) With State	343	295	Follow-up Inspection (IGP)	\$2,200	General	\$295 per inspection
Storm Water Notice of Violation Fee	\$108	\$295	Notice of Violation	\$4,000	General	Stormwater or Right-of-Way Violation - \$295 per notice
Stormwater Item Retrieval	\$12	Charge the fully allocated hourly rates for all personnel used plus any outside costs.	per instance	\$0	General	Charge the fully allocated hourly rates for all personnel used plus any outside costs.

PROPOSED NEW AND ADJUSTED FEES

Fee Name	Current Fee	Proposed Fee	Per	Theoretical Annual Revenue Change*	Fund Group	Cost of Service Study Recommendations
Pollution Abatement Fee	Variable, and based on actual costs per invoices provided by the contractor detailing the amount and cost of the work required to correct the violation.	Charge the fully allocated hourly rates for all personnel used plus any outside costs.	Per Instance	\$0	General	Charge the fully allocated hourly rates for all personnel used plus any outside costs.
TRAFFIC ENGINEERING						
Traffic Control Plan Review	NEW	\$385	Per Sheet	(\$421,900)	General	\$385 per sheet
Preferential Parking Study/Application Processing	\$1,515	Deposit with actual charges based on number of housing units: 1-10 - \$2,500 11-50 - \$5,000 51-100 - \$7,500 101+ - \$10,000	Application	\$0	General	Deposit with actual charges based on number of housing units: 1-10 - \$2,500 11-50 - \$5,000 51-100 - \$7,500 101+ - \$10,000
Driveway Parking Permit Application	\$185	\$95	Per Driveway	\$0	General	\$95 per driveway
Driveway Parking Annual Permit	\$41.80	\$55	Per Permit	\$200	General	\$55 per permit
Curb Painting on Request	NEW	\$765 per location plus \$30 per each additional location and \$55 per each additional sign	Location	\$800	General	\$765 per location plus \$30 per each additional location and \$55 per each additional sign
Light Shield Install by Request	NEW	\$200	Per light shield.	\$0	General	\$200 per light shield
Additional Streetlight Request (includes Maintenance and Electrical)	NEW	Charge the fully allocated hourly rates for all personnel used plus any outside costs.	Instance	\$0	General	Charge the fully allocated hourly rates for all personnel used plus any outside costs.
Driveway Tip - Paint	\$185	\$325	Location	\$17,800	General	\$325 per location

PROPOSED NEW AND ADJUSTED FEES

Fee Name	Current Fee	Proposed Fee	Per	Theoretical Annual Revenue Change*	Fund Group	Cost of Service Study Recommendations
Driveway Tip - Repaint	\$92	\$170	Location	\$2,600	General	\$170 per location
No Parking Sign - Temporary Posting	\$91	\$115	Per Request	\$114,100	General	\$115 per request
Preferential Parking District Sign	\$128	\$470 per request plus \$155 per each additional sign after the first sign	Sign Installation	\$0	General	\$470 per request plus \$155 per each additional sign after the first sign
Parking Meter Removal Fee	\$128	\$235 for first meter plus \$60 per each additional meter plus amount equal to lost meter revenue	Meter	\$1,500	General	\$235 for first meter plus \$60 per each additional meter plus amount equal to lost meter
Parking Meter Removal Fee	\$255	\$295 for first meter plus \$115 per each additional meter plus amount equal to lost meter revenue.	Post	\$700	General	\$295 for first meter plus \$115 per each additional meter; plus amount equal to lost meter revenue
STREETLIGHTS						
Streetlight Pole Damage Repair	NEW (FEE RESTRUCTURED)	Charge the fully allocated hourly rates for all personnel used plus any outside costs.	0	\$0	General	Charge the fully allocated hourly rates for all personnel used plus any outside costs.
TOTAL PUBLIC WORKS				\$528,600		
				TOTAL GENERAL FUND GROUP	\$528,600	
				TOTAL CIVIC CENTER FUND GROUP	\$0	

*Anticipated revenue maybe reported at \$0 if impact is unknown due to insufficient data for use.

FEES PROPOSED FOR NO CHANGE

Fee Name	Description	Fee	Per	Fund Group
DEPARTMENT: PUBLIC WORKS				
Reason for No Change: No change needed as current fees are aligned to the cost of service and study recommendations.				
Expedited Fee Review	Request to expedite permit fee review	2x Base Fee	Each	General
Micro-Mobility Permit Fee	Fee charged for Micro-Mobility vendors to operate in the City of Long Beach.	\$25,000	Annually	General
Micro-Mobility Device Fee	Fee charged to Micro-Mobility vendors for each device operating in the City of Long Beach.	\$100/device	Annually	General
Micro-Mobility Daily Impound Fee	Fee charged to Micro-Mobility vendors for each unit found non-compliant with the Micro-Mobility standards discarded in the Public Right of Way and impounded by the Department of Public Works. \$25/day/vehicle.	\$25/day/device impounded	Per Day	General
Micro-Mobility Non-Compliance Fee (Discarded device in public ROW)	Fee charged to Micro-Mobility vendors for each device discarded in the Public Right of Way and impounded by the Department of Public Works.	\$100/Device Impounded	Per Device	General
Micro-Mobility Non-Compliance Fee (Device outside of designated vendor parking zone or exceeding designated parking zone capacity)	Fee charged to Micro-Mobility vendors for each Micro Mobility device found re-balanced outside of designated vendor parking zone or exceeding designated parking zone capacity.	\$100/device impounded	Per Device	General
Micro-Mobility Non-Compliance Fee (Device noncompliant with ADA requirements)	Fee charged to Micro-Mobility vendors for each Micro Mobility Device found noncompliant with ADA requirements and situation not remedied within 2 hours.	\$100/Device Impounded	Per Device	General
Micro-Mobility Non-Compliance Fee (Device left unattended for more than 24 hours)	Fee charged to Micro-Mobility vendors for each Micro Mobility Device left unattended for more than 24 hours (unless within the limits of a parking zone).	\$100/Device impounded	Per Device	General
Micro-Mobility Non-Compliance Fee (Device fails to meet the minimum equipment requirements)	Fee charged to Micro-Mobility vendors for each Micro Mobility Device that fails to meet the minimum equipment requirements in Micro-Mobility Permit Section 3.4.1. and/or requirements set forth by CVC 21201.	\$100/device impounded	Per Device	General

FEES PROPOSED FOR NO CHANGE

Fee Name	Description	Fee	Per	Fund Group
DEPARTMENT: PUBLIC WORKS				
Reason for No Change: No change needed as current fees are aligned to the cost of service and study recommendations.				
Micro-Mobility Non-Compliance Fee (Damaged Device available for public use or left in the public right-of-way)	Fee charged to Micro-Mobility vendors for each damaged Micro Mobility device available for public use or left in the public right-of-way.	\$100/device impounded	Per Device	General
Micro-Mobility Non-Compliance Fee (Device not removed as requested)	Fee charged to Micro-Mobility vendors for each Micro Mobility Device not removed as requested for special event or emergency as per CVC 312.5.2.	\$100/Device impounded	Per Device	General
Micro-Mobility Non-Compliance Fee (Device quantity exceeds vendor's maximum allowed Citywide capacity)	Fee charged to Micro-Mobility vendors if the Micro Mobility Device quantity exceeds vendor's maximum allowed Citywide capacity.	\$100/device impounded	Per Device	General
Micro-Mobility Non-Compliance Fee (Device speed exceeds maximum)	Fee charged to Micro-Mobility vendors for each Micro Mobility Device that exceeds the maximum speed set forth by CVC 22411 (e-scooters: 15 MPH) and (e-bikes: 20 MPH).	\$100/device impounded	Per Device	General
Micro-Mobility Non-Compliance Fee (Device deployed by non-permitted vendor)	Fee charged to vendors for each Micro Mobility Device deployed by non-permitted vendor.	\$100/device Impounded	Per Device	General
RECORDS SEARCH AND RECORDS COPYING				
Records Search Copies	Record Search copy sizes 8 1/2 X 11; 8 1/2 X 14 & 11 X 17	\$0.30	Copy	General

FEEES FOR DELETION

Fee Name	Description	Fee	Per	Fund Group
DEPARTMENT: PUBLIC WORKS				
Reason for Deletion: Public Works proposed fees for deletion due to changes in fee structure. New and changed fees are proposed in its place.				
LAND DEVELOPMENT ACTIVITIES				
Financial Guarantee	Fee to process financial guarantee for required improvements.	\$1,515	Each	General
Certificate of Compliance	Fee to cover the issuance of a certificate of compliance to a parcel owner that was created prior to 1972 and any services received from professional consulting services per LBMC 20.16.050.	\$1,350 + Direct Charges from Professional	Each	General
PERMIT FEE SCHEDULE				
Excavations: 0 to 100 sq ft	Fee to cover construction in the public rights-of-way.	\$1,500+ 6.2% surcharge	Each	General
Excavations: 101 to 1,000 sq ft	Fee to cover construction in the public rights-of-way.	\$1,500+\$1.59/sq ft above 100 square feet + 6.2% surcharge.	Each	General
Excavations: 1,001 to 5,000 sq ft	Fee to cover construction in the public rights-of-way.	\$2,925+ \$0.93/sq ft above 1,000 sq ft +6.2% surcharge	Each	General
Excavations: 5,001 to 10,000 sq ft	Fee to cover construction in the public rights-of-way.	\$6,705 + \$0.44/sq ft above 5,000 sq ft + 6.2% surcharge	Each	General
Excavations: 10,001 sq ft +	Fee to cover construction in the public rights-of-way.	\$8,943 + \$0.33/sq ft above 10,000 sq ft + 6.2% surcharge	Each	General
Groundwater monitoring wells and cathodic protection wells	Fee to cover construction in the public rights-of-way.	\$1,780	Location	General
Soil Borings, corings, hydropunches & cone penetration tests	Fee to cover construction in the public rights-of-way.	\$1,500	Location	General
Manhole castings, vault frames & well boxes	Fee to cover construction in the public rights-of-way.	\$1,500	Location	General
RECORDS SEARCH AND RECORDS COPYING				
Burials and Removals	Record transfer of burial lot	\$1.23	Record in Book	General
Mailing and Handling Fee		\$25.15	Mailing	General
RIGHT OF WAY FEE SCHEDULE				
Final Street and Alley Vacation: over 5,000 sq ft	Final fee to cover the processing of a street vacation.	\$5,525	Each	General
Tentative Street and Alley Vacation: 0 - 5,000 sq ft	Initial fee to cover the processing of a street vacation.	\$5,585	Each	General

FEES FOR DELETION

Fee Name	Description	Fee	Per	Fund Group
DEPARTMENT: PUBLIC WORKS				
Reason for Deletion: Public Works proposed fees for deletion due to changes in fee structure. New and changed fees are proposed in its place.				
Administrative Right-of-Way Inspection Citation Fee - Billing Cost for 2nd and Further Citations	This will allow staff to write administrative citations to entities who fail to comply with the Peak Hour Ordinance. The Peak Hour Directive seeks to minimize impacts to traffic flow by prohibiting work or obstructions in the ROW during peak traffic hours (6:00 a.m. to 8:30 a.m. and 3:30 p.m. to 6:30 p.m.). This billing cost will be applied for the 2nd and further Citations occurring at the same project location.	\$144	Per Instance	General
Administrative Right-of-Way Inspection Citation Fee - Re-Inspection Fee	This will allow staff to write administrative citations to entities who fail to comply with the Peak Hour Ordinance. The Peak Hour Directive seeks to minimize impacts to traffic flow by prohibiting work or obstructions in the ROW during peak traffic hours (6:00 a.m. to 8:30 a.m. and 3:30 p.m. to 6:30 p.m.). This re-inspection fee will be charged in addition to the appropriate ROW Peak Hour Violation. Charged in addition for each of the 1st Five ROW Peak Hour Violations.	\$230	Per Inspection	General
Appeal Deposit Fee for Appeal by Applicant/Permittee	Fee to cover appeal processing of public walkways occupancy permit. Deposit fee is refunded if the appeal is granted.	\$1,090	Appeal	General
Permit: 0 to 200 sq ft	Fee to cover permit processing of public walkway occupancy permits.	\$684	Each	General
STREET IMPROVEMENTS PERMITS				
Street Improvement Permit; Under Sidewalk Roof Drain	Fee to cover construction in the sidewalk right of way.	\$590	Each	General
Street Improvement Permit; Wheel Chair Ramp Finishing	Fee to cover construction in the public right of way.	\$750	Each	General
TEMPORARY STREET OCCUPANCY PERMITS				
Site Inspection	Fee to cover field inspection of permit requirements.	\$139 per hour; weekend and overtime work performed at \$200 per hour for two hour minimum	Hour	General
Street Use Fee: 200 sq ft	Fee for short-term usage of right of way.	\$64	Week	General
TRAFFIC OPERATIONS				

FEEES FOR DELETION

Fee Name	Description	Fee	Per	Fund Group
DEPARTMENT: PUBLIC WORKS				
Reason for Deletion: Public Works proposed fees for deletion due to changes in fee structure. New and changed fees are proposed in its place.				
Reschedule No Parking Sign - Temporary Posting	This Reschedule fee covers the administrative labor to reschedule to a different time prior to deployment. If a request to change the posted schedule is made after delineator deployment, a new service request is required along with a new No Parking Sign fee payment.	\$20	Sign	General

EXHIBIT “B”

FINAL REPORT
Cost of Services Study
for the
City of Long Beach
Energy Resources
NOVEMBER 2021



Prepared by:
Revenue & Cost Specialists, LLC
1519 E Chapman Ave, Ste C
Fullerton, CA 92831
www.revenuecost.com
(714) 992-9020

THIS PAGE INTENTIONALLY BLANK

TABLE OF CONTENTS

TABLE OF CONTENTS.....	3
EXECUTIVE SUMMARY	5
CHAPTER I BACKGROUND OF STUDY	9
Financing Adjustments Pursuant to Proposition 4	10
Desirability of Direct Relationship between Payment and Service.....	10
Impact of Propositions 4, 13, 26, and 218	11
Text Topics.....	12
CHAPTER II IDENTIFYING AND COSTING SERVICE CENTERS	13
Identifying Service Centers	13
Resultant Service Centers.....	14
Types of Costs.....	14
Fully Allocated Hourly Rates.....	17
CHAPTER III OVERVIEW OF SERVICE REVENUES MATCHED AGAINST COSTS	19
Accounting for All Revenues – Fees and Rates.....	19
Personal Choice versus Community Supported Services.....	22
Policy Review Information.....	22
Result of Acceptance of Fee Suggestions.....	22
CHAPTER IV SERVICE REVENUE RECOMMENDATIONS	25
Service Groups	25
General Commentary on Chapter Tables	26
Gas Services.....	27
Utility Services/Call Center.....	28
Construction & Pipeline Services.....	29
Engineering & Construction Services.....	29
Summary of Personal Choice Services.....	31
Elimination of Subsidies.....	33
Issues Involved.....	33
Addressing of Issues by City Council.....	33
Conclusion.....	33

APPENDIX A - SUMMARY OF CURRENT FEES AND PROPOSED FEES

APPENDIX B - REVENUE AND COST SUMMARY WORKSHEETS MATCHED WITH COST DETAIL WORKSHEETS

THIS PAGE INTENTIONALLY BLANK

EXECUTIVE SUMMARY

The City of Long Beach selected Revenue and Cost Specialists (RCS) to perform a comprehensive and detailed analysis of the Energy Resources Department's fee-based services. Due to the various demands made of the City, it is essential that the City Council and management have complete information upon which to assess fees charged to the public for services provided as well as alternate, and more equitable, ways to finance City services provided to the community.

Based on data presented in this report, the City Council can better respond to the limits on tax and rate revenues available to the City as well as the constant demand for higher and more operational services and capital improvements. Due to demands made of the City, it is essential that the Council and City management have additional information upon which to assist in charting a future financial course that will preserve the quality of life which its citizens have come to expect.

Systematic and Documented Approach. This analysis was designed to provide the City with a systematic and documented approach to understand, control, and recapture the costs which are forced on it by normal service demands, growth and general economic inflation.

Constitutional Methodology. The methodology used for this analysis is the "costs reasonably borne" test established by Section 8(c) of Proposition 4, now Article XIII B of the California Constitution and Proposition 26. In following that process, RCS has analyzed the ways in which City services can be financed more equitably to assure the City's future financial viability.

Full Business Costs Determined. The methodology followed by both the Authors of Proposition 4, and consequently by RCS, determines the full business cost of providing the reported City services. It also identifies the beneficiaries of those services and determines if they are paying in relationship to benefits derived or if they are deserving of a subsidy paid from the taxes paid by all local citizens and businesses. Thus, the City Council will have full knowledge of costs which are actually occurring.

Financial Integrity Established. This report summarizes the work accomplished and presents recommendations. These recommendations, if implemented, would establish the financial integrity of the analyzed City services and would establish a continuing cost control system following the business principles which are generally espoused for government, but often are ignored in application.

Identifying Service Centers

There are three basic steps in the process used by RCS. The first step is to identify the services offered by the City. Next, the service costs are calculated. Finally, the revenue currently received is matched to the cost of providing the service to determine if there is a subsidy from taxes.

Refinement Process. In a series of meetings held with City staff, department by department, we developed a list of services, and then allocated staff time to the appropriate services. This service time was refined over the course of these meetings until all available staff time was allocated and represented an accurate allocation.

Personal Choice versus Community Supported Services

Personal Choice Services are those offered to identifiable customers at a measured level. They are also services that can be withheld for non-payment. These services are not precisely likened to fee-based services to the extent that policy makers may have decided to subsidize them in full or part. These services are distinguished from Community Supported Services that carry an implicit requirement and rationale for setting a level of subsidization typically based on social, safety or general community welfare.

Summary of Results

If all the recommendations and suggestions made in this Report are adopted, the City would increase cost recovery by **\$80,675** on an annual basis. By taking such actions, far more equity between taxpayers and fee-payers would be gained, and the City's financial picture would be improved.

Policy Review Information

As the Council conducts its policy review of each of the revenue-cost match-ups, it should refer to Appendix A and also to the text in Chapter IV to assist in that review.

The policy review should assess the tax revenues used to subsidize each service and address the following options available to the City for each service center:

1. Reduce costs and thereby the tax subsidy by reducing the level of service or restructuring the service to provide it differently.
2. Adjust or institute a fee or charge to recover all of the "costs reasonably borne".
3. Eliminate a tax subsidy to another "less deserving" service to utilize the taxes in order to provide this service.

Result of Acceptance of Fee Suggestions

If the suggestions in Chapter IV and in the fee recommendations in Appendix A are adopted in full then a significant amount of added revenues will be available to the City, which would provide ratepayer equity. Most of these new revenues will be from fee increases to replace rate monies used to make up the difference between fees collected and costs incurred in providing the services, which will then be available for those services which can only be funded from rates.

These rate "diversions" are the now-documented rate subsidies to potentially self-supporting City services. Thus, additional monies could be made available for other Department services which are not generally conducive to service charges, thereby achieving much closer equity between benefits and associated payments.

Policy Guidance. More importantly, the Council would be able to make its decisions based on business principles as much as is possible.

Understanding of Equitable Charging for Government. The City Council now has to assist its constituents to understand that under the California Constitution the intent is that:

- Taxes and rates finance services for which there is no alternative way to finance them.
- Service charges should be utilized to finance those things for which benefits can be determined.
- Beneficiaries of such services be charged in direct relationship to the benefits derived.

THIS PAGE INTENTIONALLY BLANK

CHAPTER I

BACKGROUND OF STUDY

The City of Long Beach selected Revenue and Cost Specialists (RCS) to perform a comprehensive and detailed analysis of the Energy Resources Department's fee-based services. Due to the various demands made of the City, it is essential that the City Council and management have complete information upon which to assess fees charged to the public for services provided as well as alternate, and more equitable, ways to finance City services provided to the community.

Based on data presented in this report, the City Council can better respond to the limits on tax and rate revenues available to the City as well as the constant demand for higher and more operational services and capital improvements. Due to demands made of the City, it is essential that the Council and City management have additional information upon which to assist in charting future financial course that will preserve the quality of life which its citizens have come to expect.

Systematic and Documented Approach. This analysis was designed to provide the City with a systematic and documented approach to understand, control, and recapture the costs which are forced on it by normal service demands, growth and general economic inflation.

Constitutional Methodology. The methodology used for this analysis is the "costs reasonably borne" test established by Section 8(c) of Proposition 4, now Article XIII B of the California Constitution and Proposition 26. In following that process, RCS has analyzed the ways in which City services can be financed more equitably to assure the City's future financial viability.

Full Business Costs Determined. The methodology followed by both the Authors of Proposition 4, and consequently by RCS, determines the full business cost of providing the reported City services. It also identifies the beneficiaries of those services and determines if they are paying in relationship to benefits derived or if they are deserving of a subsidy paid from the taxes paid by all local citizens and businesses. Thus, the City Council will have full knowledge and cannot ignore costs which are actually occurring.

Financial Integrity Established. This text summarizes the work accomplished and presents recommendations. These recommendations, if implemented, would firmly establish the financial integrity of the analyzed City services and would establish a continuing cost control system following the business principles which are generally espoused for government, but often are ignored in application.

Financing Adjustments Pursuant to Proposition 4

Proposition 4, which is more commonly referred to as the "Gann Spirit of 13 'Let's Finish the Job' Initiative", was adopted by 74.3% of the voters of California on November 6, 1979. It became effective on July 1, 1980, retroactive to Fiscal Year 1978-1979. Statutes clarifying certain provisions of the Proposition, which is now Article XIII B of the California Constitution, became effective January 1, 1981.

This report provides data to the City for reviewing the reported fee-financed services based on full-costing information and for implementing the "costs reasonably borne" provision of this Constitutional Article, within presently known legal parameters and the authors' pronounced and published intent.

Adjustments to Financing. As a result of this analysis, the City now possesses the basis for making necessary adjustments to its methods of financing services for those services reported on herein. It can achieve a more equitable and fair mix for financing those services and capital needs, using taxes and service charges, in the direction pointed by passage of Article XIII B, and the business methodologies inherent in that Article.

It should be remembered from the start that taxes are now limited and controlled, and therefore the capability of using these taxes to subsidize "special" services which are wholly or partially fee-financed is also limited.

The "Costs Reasonably Borne" Test. The "costs reasonably borne" process as envisioned by the Authors of Proposition 4 implies a direct relationship between payment of fees and charges and receipt of services. It also implies the use of taxes for financing those governmental activities which humanely and properly cannot be financed other than by taxes.

Desirability of Direct Relationship between Payment and Service

This direct fee-for-service and tax equity relationship does not exist when tax monies are used to subsidize services which are received by only a small portion of the taxpaying public or by non-residents. A major underlying goal of this project is to provide information and guidance to the Council on how the City can continue as a viable financial entity, finance the services and facilities that its citizens and business enterprises have come to expect, and yet in the long run be able to live within the limits imposed by Article XIII B and Propositions 13, 218, and 26.

At the same time, the City can in great part re-establish basic fairness and equity between users of City services and those who pay for them and control those costs on a continuing basis.

Impact of Propositions 4, 13, 26, and 218

Initiative 4 of November 1979, coupled with its immediate predecessor -- Proposition 13 of a year earlier -- wrought the greatest changes in California governmental financing in a century. Proposition 218, passed in 1996 and becoming Articles XIII C & D, further limited local governments' revenue source options. Those propositions have had, and will continue to have, a profound effect on California governments.

Effects on the City. One effect of these propositions has been a constant search for new revenue sources to finance services required by the City. However, at the same time, State and Federal program revenues continue to decrease. Consequently, the City faces the prospect of declining revenue with which to fund City services.

Costs Exceeding Revenues. The full costs of delivering the City's defined fee-financed services -- as defined in business terms by the authors of Article XIII B, and as applied by the business methods of this analysis as based on that Constitutional Article -- are running at an annual rate beyond current or expected fee revenues. The result is the diversion of tax monies or revenues from other service areas within an enterprise fund to make up the difference between fee revenues collected and full business costs incurred.

Variety of Equitable Revenue Sources. This analysis presents a wide variety of ways in which revenue can surely and legally be raised and as important, more equitably raised than at present. The amount of new revenues to be raised is dependent upon the Council's determination of the level of support for essential services.

Proposition 26. With the passage of Proposition 26 in 2010, these principles were codified with some changes. Article XIII C of the State Constitution was amended to formally declare that fees are not considered taxes if they do not exceed the reasonable costs of the service. Some of the types of services for which reasonable fees are allowable are:

- (1) A charge imposed for a specific benefit conferred or privilege granted directly to the payor that is not provided to those not charged, and which does not exceed the reasonable costs to the local government of conferring the benefit or granting the privilege.
- (2) A charge imposed for a specific government service or product provided directly to the payor that is not provided to those not charged, and which does not

exceed the reasonable costs to the local government of providing the service or product.

(3) A charge imposed for the reasonable regulatory costs to a local government for issuing licenses and permits, performing investigations, inspections, and audits, enforcing agricultural marketing orders, and the administrative enforcement and adjudication thereof.

Article XIII C also provides that a local government agency must demonstrate that the amount of revenue to be generated by a fee is no more than necessary to cover the reasonable costs of the governmental activity supported by the fee, and that the manner in which those costs are allocated to a payor bear a fair or reasonable relationship to the payor's burdens on, or benefits received from, the governmental activity. This Report was prepared in accordance with these principles.

Text Topics

The remaining Chapters of this text address the following topics:

- II. Identifying and Costing Service Centers
- III. Overview of Service Revenues Matched Against Costs
- IV. Service Revenue Recommendations
- V. Conclusion

CHAPTER II

IDENTIFYING AND COSTING SERVICE CENTERS

There are three basic steps in the process used by RCS. The first step is to identify the services offered by the City. Next, the service costs are calculated. Finally, the revenue currently received is matched to the cost of providing the service to determine if there is a subsidy from taxes. This chapter covers the first two steps and Chapter III shows the match-up of revenues and costs.

Identifying Service Centers

Two techniques were utilized to identify the service centers for which revenue and cost data were gathered and around which the service cost analysis of this Report is built.

Revenue Analysis

The first technique involved gathering revenue information for the 2021 Fiscal Year, and then updating and revising the budget estimates for the same revenue sources for this fiscal year.

Budgets and Financial Reports Used. The Budget for the 2021 Fiscal Year was secured and analyzed. Budgeted and received revenues for all fee-supported services were extracted from those reports, where such information was available.

Division of Revenue Sources. RCS has divided services into far smaller "service centers" than the City has traditionally designated.

Service Center Identification

The second technique involved several scheduled meetings with City staff to identify each type of service being provided with or without charge.

Refinement Process. In a series of meetings held with City staff, department by department, we developed a list of services, and then allocated staff time to the appropriate services. This service time was refined over the course of these meetings until all available staff time was allocated and represented an accurate allocation.

Resultant Service Centers

"Service Center" Defined. The "service revenue" -- fee or charge for a service -- and the related "service cost" comprise a "service center". Each service center has a unique "Revenue and Cost Summary Worksheet" and a matching "Cost Detail Worksheet", which are found in Appendix B of this Report. These "Service Center Worksheets" are matched to one another on facing pages.

Types of Costs

The following costs make up the cost detail found on the right-hand page in Appendix B for each service center.

Salaries and Wages

City government is in fact a service industry, and therefore, it is natural that salaries make up the largest single element of cost for most services.

Interview Process. In order to allocate the salaries, lengthy interviews were held, documents sought and researched, and reports and accounting records examined by RCS. The result was a percentage or hours distribution of individual employee personal services costs.

One hundred percent of the time of all City employees was distributed across the applicable service centers. This study did not provide operational assessments or recommendations for improvements to services.

Employee Fringe Benefits

Since fractional time -- to as low as three minutes per unit of service or one-twentieth of a percent of the annual time of an employee has been allocated to service centers, fringe benefit costs also must be fractionalized to carefully and accurately distribute those ancillary personnel costs.

The City finances numerous benefits for its employees, thereby incurring measurable costs for these items, including:

- PERS/PARS Retirement
- Health Benefits
- Social Security/Medicare Insurance
- Payroll/Post-Employment Benefits

- Workers Compensation Insurance

All of these costs are current operating expenses, and the amounts were isolated. Actual costs were determined and reduced to a percentage of salary for each of the positions.

Available Work-Hours. After the individual elements of cost for positions was compiled, the total cost for each position was divided by the number of available work-hours. Available work hours were calculated as the total possible work-hours in a year, 2,080, less the following away-from-work benefit hours:

- Holidays
- Vacations
- Personal Leave
- Sick Leave
- Morning/Afternoon Breaks
- Start Up/Down Time

Maintenance and Operation Costs

All maintenance and operation costs, including non-personnel expenses such as professional services, insurance, operating supplies etc., were derived from the current year Council-approved budget and allocated via percentages or through actual allocation to each of the service centers identified in a department or division.

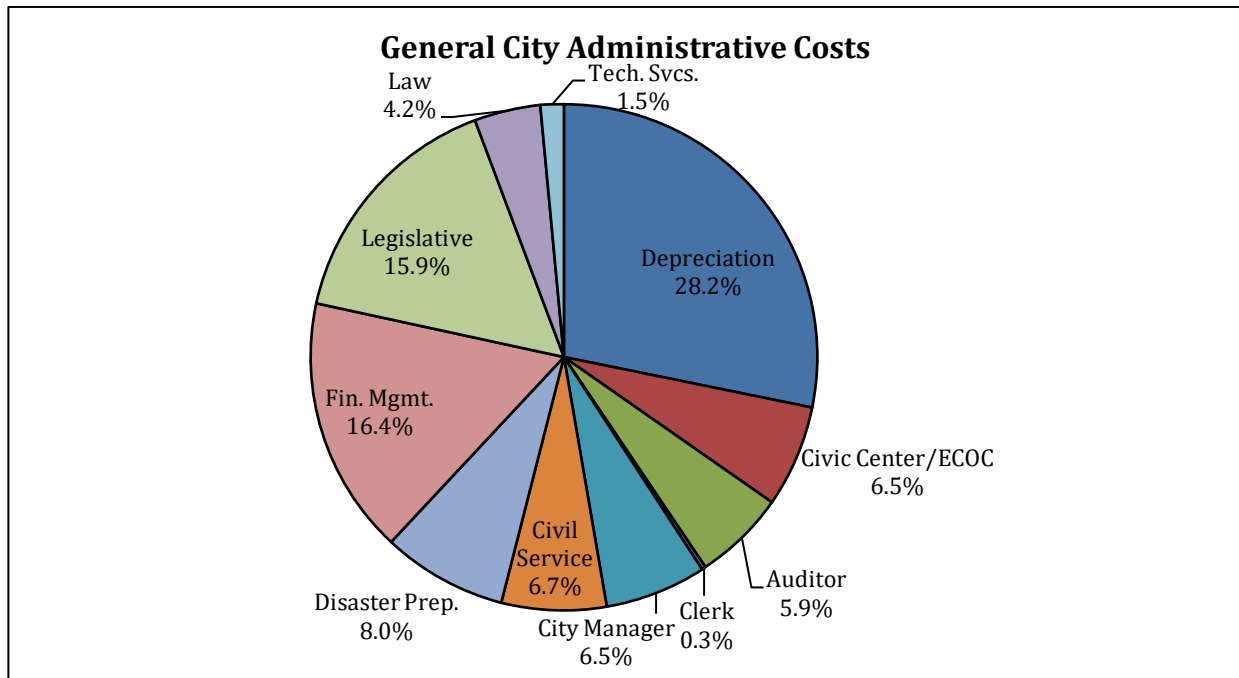
General and Departmental Overhead Costs

Overhead costs provide the vital glue that holds an organization together operationally and provide important coordinating capabilities. They also provide the day-to-day support services and facilities required for the organization to function effectively. RCS has used a detailed Cost Allocation Plan (CAP) provided by the City to identify and allocate these costs to the remainder of the City organization. In the CAP, costs were allocated to end-user departments and divisions by applying an agreed-upon overhead allocation factor. Each factor was related to the work effort of its particular overhead element and was assessed for relevance and reasonableness.

Full Cost Distribution. The purpose of deriving overhead costs to apportion these amounts to direct service program costs. By adopting this method, the City will be aware of its true costs and be able to emulate business methods. Article XIII B's (Proposition 4 of 1979) authors intended this, defining as part of "costs reasonably borne" a calculated "reasonable allocation for overhead and administration."

General City Overhead. These services primarily set policy and support other departments without providing a deliverable service to the public. Where they do perform an end-user service, such costs have not been allocated to other departments. The Citywide Indirect Cost Plan was used to determine these allocations.

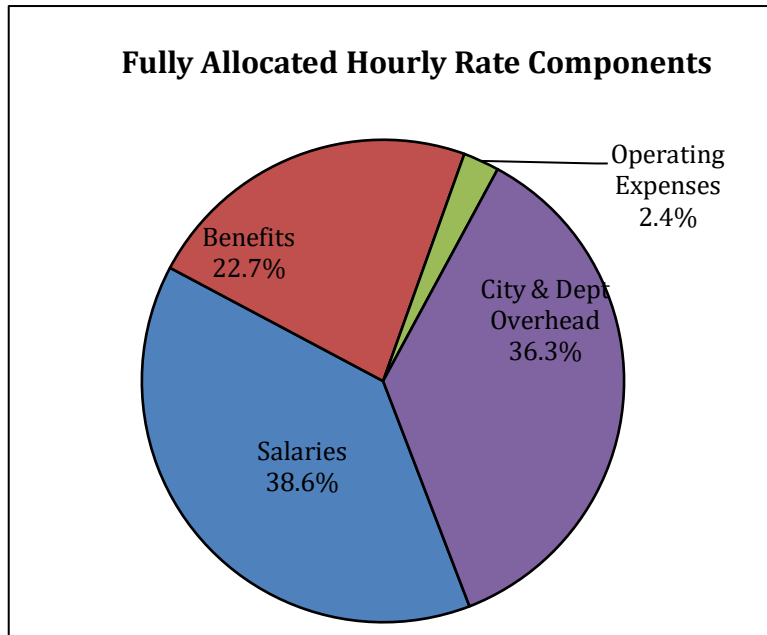
Costs in this general administration category City-wide include the following functions:



Departmental Administration. Costs in this category involve intra-departmental support functions, outside the above listed general City overhead functions, and involve the allocation of staff time within and among departmental functions. These services also do not provide end-user deliverables to the public, but instead provide vital administrative support within specific departments.

Fully Allocated Hourly Rates

All of the above items make up the fully allocated hourly rate which is calculated for each position in the Energy Resources Department. The makeup of each component of the Department-wide average fully allocated hourly rate is detailed in the chart below.



THIS PAGE INTENTIONALLY BLANK

CHAPTER III

OVERVIEW OF SERVICE REVENUES MATCHED AGAINST COSTS

In the last chapter the method of calculating the costs for all City services was identified. This chapter begins with a Summary that itemizes the revenues and costs by service center. Then, an overview is presented of what will be presented in the following chapter, which shows that there is no one solution to the City's financial challenge.

Accounting for All Revenues – Fees and Rates

Local government funding comes from a multitude of revenue sources such as taxes, fines, grants, use of property, user fees, utility rates, etc. Our Study focuses on the relationship between fees and rates. As an example, Meter Installation – First Meter (ER-01) in the following schedule estimates the full costs at \$4,478. These expenses are offset by current fee revenues of \$3,300, and rate revenues of \$1,178 must pay for the remaining. This subsidy can be eliminated by raising the relevant fees. To the extent that the fees are NOT increased, general gas utility rates paid by all ratepayers are the only alternative revenue source.

**CITY OF LONG BEACH – ENERGY RESOURCES
SUMMARY OF FEE SERVICES AND CURRENT FINANCING
FISCAL YEAR 2020-21**

SCHEDULE 1

REF# (1)	SERVICE (2)	TOTAL SERVICE COST (3)	RESOURCES USED TO FINANCE SERVICE	
			FEES (4)	RATES (5)
GAS SERVICES				
ER-01	METER INSTALLATION - FIRST METER	\$4,478	\$3,300	\$1,178
ER-02	METER INSTALLATION - ADD'L METER	\$90,690	\$82,000	\$8,690
ER-03	SVCE LINE METER INSTALL-TO 1.5 MBTU	\$2,987	\$2,200	\$787
ER-04	SVC LINE METER INSTALL- 1.5+ MBTU	N/A	N/A	\$0
ER-05	METER SET ASSEMBLY REPAIR/MAINT	N/A	N/A	\$0
ER-06	TELEMETRY/REG METER SETTING REG HRS	N/A	N/A	\$0
ER-07	TELEMETRY/REG METER SETTING AFT HRS	N/A	N/A	\$0
ER-08	METER UPGRADE/RELOCATION	\$29,856	\$22,000	\$7,856
ER-09	SERVICE ESTABLISHMENT	\$808,447	\$848,750	(\$40,303)
ER-10	MISSED APPOINTMENT	\$59,241	\$24,922	\$34,319
ER-11	LOCK BOX INSTALLATION	N/A	N/A	\$0
ER-12	EARTHQUAKE VALVE RESET	\$4,132	\$3,871	\$261
ER-13	DEMAND TEST	\$109	\$52	\$57
ER-14	RECONNECT AFTER DELINQUENT TURN-OFF	\$552,172	\$485,030	\$67,142
ER-15	TENANT RIGHTS NOTIFICATION POSTING	\$730,131	\$646,485	\$83,646
ER-16	UNAUTH REMOVAL/DAMAGE LOCK/FLATHEAD	\$42,158	\$26,000	\$16,158

REF# (1)	SERVICE (2)	TOTAL SERVICE COST (3)	RESOURCES USED TO FINANCE SERVICE	
			FEES (4)	RATES (5)
ER-17	METER TAMPERING RESET	\$2,892	\$1,980	\$912
ER-18	TECHNICAL SUPPORT	N/A	N/A	\$0

SUBTOTAL - GAS SERVICES	\$2,327,293	\$2,146,590	\$180,703
--------------------------------	--------------------	--------------------	------------------

UTILITY SERVICES/CALL CENTER

ER-19	METER READ BY CUSTOMER REQUEST	\$27	\$25	\$2
ER-20	SMART GAS METER OPT OUT INITIAL FEE	\$148	\$75	\$73
ER-21	SMART GAS METER OPT OUT-MONTHLY FEE	\$4,965	\$1,800	\$3,165
ER-22	METER ACCESS INVESTIGATION	\$111	\$38	\$73
ER-23	ILLEGAL GAS/WATER BILLING	\$5,521	\$960	\$4,561
ER-24	METER SET ASSEMBLY (MSA) TAMPER	\$5,231	\$960	\$4,271
ER-25	RECORD RESEARCH	N/A	N/A	\$0
ER-26	DUPLICATE BILL IMAGE COPY	\$1,366	\$1,225	\$141
ER-27	ACCOUNT HISTORY	\$4,771	\$2,465	\$2,306

SUBTOTAL - UTILITY SERVICES/CALL CENTER	\$22,140	\$7,548	\$14,592
--	-----------------	----------------	-----------------

CONSTRUCTION & PIPELINES

ER-28	SERVICE INSTALLATION UP TO 1 1/4"	\$272,650	\$448,500	(\$175,850)
ER-29	SERVICE ALTERATION UP TO 1 1/4"	\$81,271	\$448,500	(\$367,229)
ER-30	SERVICE INSTALLATION - PE 2"	\$13,631	\$20,400	(\$6,769)
ER-31	SERVICE ALTERATION - PE 2"	\$1,576	\$10,200	(\$8,624)
ER-32	SERVICE INSTALLATION - STEEL 2"	\$25,703	\$15,300	\$10,403
ER-33	SERVICE ALTERATION - STEEL 2"	\$4,195	\$10,200	(\$6,005)
ER-34	MAIN CONSTRUCTION - 2"	\$10,905	\$8,300	\$2,605
ER-35	MAIN CONSTRUCTION - PE 4-6"	\$12,302	\$13,300	(\$998)
ER-36	MAIN CONSTRUCTION - STEEL 4-6"	\$9,715	\$9,360	\$355
ER-37	MAIN CONSTRUCTION - OVER 6"	N/A	N/A	\$0
ER-38	MAIN PIPELINE REPAIR	N/A	N/A	\$0
ER-39	PC FITTING LINE STOPPER TO 4" HALF	\$6,611	\$6,696	(\$85)
ER-40	PC FITTING LINE STOPPER TO 4" FULL	\$15,723	\$13,544	\$2,179
ER-41	PC FITTING LINE STOPPER 6-8" FULL	\$26,270	\$32,760	(\$6,490)
ER-42	PC FITTING LINE STOPPER 10-12" FULL	\$10,928	\$49,420	(\$38,492)
ER-43	PC FITTING LINE STOPPER OVER 12"	N/A	N/A	\$0
ER-44	PC FITTING BRANCH CONNECT 2"	\$264	\$315	(\$51)
ER-45	PC FITTING BRANCH CONNECT 3-4"	\$3,692	\$6,741	(\$3,049)
ER-46	PC FITTING BRANCH CONNECT 6-8"	\$791	\$1,428	(\$637)
ER-47	SERVICE PIPELINE DISCONNECTION	\$82,295	\$52,174	\$30,121
ER-48	SERVICE PIPELINE REPAIR	\$1,079	\$1,029	\$50
ER-49	BOLLARD INSTALLATION	\$513	\$344	\$169
ER-50	CONCRETE OR ASPHALT REPAIR	N/A	N/A	\$0
ER-51	ADDITIONAL WORK CREW MOBILIZATION	\$2,097	\$1,560	\$537
ER-52	REGULAR HOURS CONSTRUCT CREW WORK	N/A	N/A	\$0
ER-53	AFTER/EMERG HOURS CONSTR CREW WORK	N/A	N/A	\$0
ER-54	CONTR QUALIF TEST-STEEL ELEC ARC	\$19,435	\$11,250	\$8,185

Chapter II – Identifying and Costing Service Centers

REF# (1)	SERVICE (2)	TOTAL SERVICE COST (3)	RESOURCES USED TO FINANCE SERVICE	
			FEES (4)	RATES (5)
ER-55	CONTR QUALIF TEST-STEEL OXYACETYL.	\$11,744	\$1,180	\$10,564
ER-56	CONTR QUAL TEST - PE FUSE UP TO 2"	\$9,330	\$832	\$8,498
ER-57	CONTR QUALIF TEST-PLAST ELECTR/MECH	N/A	N/A	\$0
ER-58	CONTR QUAL TEST - PE FUSE 4" & 6"	\$9,330	\$7,488	\$1,842
ER-59	CONTR QUALIF TEST-COVERED TASKS	N/A	N/A	\$0

SUBTOTAL - CONSTRUCTION & PIPELINES	\$632,050	\$1,170,821	(\$538,771)
--	------------------	--------------------	--------------------

ENGINEERING & CONSTRUCTION

ER-60	ENGINEERING TECHNICAL REVIEW	\$1,584,664	\$1,385,288	\$199,376
ER-61	ENGINEERING SUPPORT REVIEW	\$1,462,730	\$1,460,345	\$2,385
ER-62	PLAN CHECK REVIEW FEE	\$620	\$400	\$220
ER-63	RIGHT OF WAY REVIEW	\$12,000	\$8,600	\$3,400
ER-64	ENERGY RESOURCES TAC REVIEW	\$18,714	\$0	\$18,714
ER-65	WILL SERVE LETTER	\$5,165	\$0	\$5,165
ER-66	EXISTING GAS SVC/FEED ANALYSIS	\$1,165	\$900	\$265
ER-67	NEW GAS SERVICE/FEED ANALYSIS	\$2,380	\$2,000	\$380
ER-68	COMPLEX GAS SERVICE/FEED ANALYSIS	\$17,836	\$19,500	(\$1,664)
ER-69	GAS PIPELINE/METER SET INSPECTION	\$3,632,232	\$2,036,211	\$1,596,021
ER-70	ER ENGINEERING PROJECT ADMIN	\$399	\$1,178	(\$779)
ER-71	PREP/PROCESS ENGINEER AGREEMENTS	\$664	\$1,285	(\$621)
ER-72	PREP/PROCESS ENGINEER AGREEMENTS	\$104,839	\$80,000	\$24,839

SUBTOTAL - ENGINEERING & CONSTRUCTION	\$6,843,408	\$4,995,707	\$1,847,701
--	--------------------	--------------------	--------------------

GRAND TOTAL	\$9,824,891	\$8,320,666	\$1,504,225
--------------------	--------------------	--------------------	--------------------

Personal Choice versus Community Supported Services

Personal Choice Services are those offered to identifiable customers at a measured level. They are also services that can be withheld for non-payment. These services are not precisely likened to fee-based services to the extent that policy makers may have decided to subsidize them in full or part. These services are distinguished from Community Supported Services that carry an implicit requirement and rationale for setting a level of subsidization typically based on social, safety or general community welfare.

As the voter initiative most concerned with fee services, the initiative authors of Proposition 4 were not concerned with what categories of services were being subsidized as long as subsidy levels set by policy were explicit decisions made by the authorizing body with knowledge of full cost information.

Policy Review Information

As the Council conducts its policy review of each of the revenue-cost match-ups in the next chapter, it should refer to comments on the bottom of the service center worksheets in Appendix B and also in the text in the next chapter to assist in that review.

The policy review should assess the tax revenues used to subsidize each service and address the following options available to the City for each service center:

1. Reduce costs and thereby the tax subsidy by reducing the level of service or restructuring the service to provide it differently.
2. Adjust or institute a fee or charge to recover all of the "costs reasonably borne".
3. Eliminate a tax subsidy to another "less deserving" service to utilize the taxes in order to provide this service.

Effects of Budget Reductions. Across-the-board budget reductions during recessionary times affect fee-supported services as well as tax-supported services. But, if staffing reductions cause the service to be provided at a level that is lower than previously, then the costs have also decreased from that previous level. This must result in a lower fee so as not to be charging more than the costs reasonably borne. Therefore, the City should be aware of this result when reviewing possible budget reductions.

Result of Acceptance of Fee Suggestions

If the suggestions in the following Chapter and on the Service Center Worksheets are adopted in full then a significant amount of added revenues will be available to the City, which would provide ratepayer equity. Most of these new revenues will be from fee

increases to replace rate monies used to make up the difference between fees collected and costs incurred in providing the services, which will then be available for those services which can only be funded from rates.

These rate "diversions" are the now-documented rate subsidies to potentially self-supporting City services. Thus, additional monies could be made available for other City services which are not generally conducive to service charges, thereby achieving much closer equity between benefits and associated payments.

Policy Guidance. More importantly, the Council would be able to make its decisions based on business principles as much as is possible.

Understanding of Equitable Charging for Government. The City Council now has to assist its constituents to understand that under the California Constitution the intent is:

- That rates finance those services for which there is no other alternative way to finance them.
- That service charges and special assessments should be utilized to finance those things for which benefits can be determined.
- That the beneficiaries of such services be charged in direct relationship to the benefits derived.

THIS PAGE INTENTIONALLY BLANK

CHAPTER IV

SERVICE REVENUE RECOMMENDATIONS

The purpose of this Chapter is to present the services which RCS has initially labeled as Personal Choice and to suggest the magnitude of rate revenues that could be diverted from these services to Community Supported Services.

City Council has Final Judgment. It must be understood that considerable judgment--albeit experienced--was exercised by RCS in suggesting what services were Personal Choice as opposed to Community Supported Services and in suggesting that most Personal Choice Services should be paid for by the service requestor rather than subsidized by the entire community. However, the final decision on the nature of the service and whether it deserves to be subsidized will have to be made by the City Council.

Service Groups

RCS has organized Energy Resources Department Personal Choice Services into the following four service groups for purposes of discussion:

- Gas Services
- Utility Services/Call Center Services
- Construction & Pipeline Services
- Engineering & Construction Services

These groups, explained in turn, are program oriented. Each group includes a table summarizing the revenues and costs of each service. The table summarizing the group tables (Table 5) is found at the end of this Chapter.

Appendix A, following the text, summarizes the current fees and the proposed fees for each of the Personal Choice service centers

Service Center details found in **Appendix B**, are in sequence by the Reference Number (Column 1 on each of the following Tables), include detail information for each service on two facing pages. The left page has textual and summary information including RCS's suggested service fee. The right page has the service cost detail.

General Commentary on Chapter Tables

Each table has eight columns, explained here:

Column 1 is the Report Reference Number.

Column 2 is the title of the service.

Columns 3, 4 & 5 are the same amounts for revenue, cost and profit (subsidy) found on the left page of the detail service sheets in Appendix B.

Column 6 is the current percentage of costs recovered from the user fees and charges with the difference being subsidized by taxes.

Column 7 is the percentage of user fee cost recovery which might be obtainable without tax subsidy. Of course, decisions regarding tax subsidies to a service are a City Council policy decision on how to allocate its tax and general revenues.

Column 8 contains the estimated amount of revenues which RCS suggests could be raised or reduced.

Gas Services

These service centers are identified for Gas Services.

Table 1
Gas Services

REF # (1)	SERVICE (2)	TOTAL FEE REVENUE (3)	TOTAL SERVICE COST (4)	TOTAL PROFIT/ (SUBSIDY) (5)	PCT. RECOVERY FROM FEES		POSSIBLE NEW REVENUE (8)
					ACTUAL (6)	SUGGEST (7)	
ER-01	METER INSTALLATION - FIRST METER	\$3,300	\$4,478	(\$1,178)	73.7%	100%	\$1,200
ER-02	METER INSTALLATION - ADD'L METER	\$82,000	\$90,690	(\$8,690)	90.4%	100%	\$8,700
ER-03	SVC LINE METER INSTALL-TO 1.5 MBTU	\$2,200	\$2,987	(\$787)	73.7%	100%	\$800
ER-04	SVC LINE METER INSTALL- 1.5+ MBTU	N/A	N/A	N/A	N/A	100%	\$0
ER-05	METER SET ASSEMBLY REPAIR/MAINT	N/A	N/A	N/A	N/A	100%	\$0
ER-06	TELEMETRY/REG METER SETTING REG HRS	N/A	N/A	N/A	N/A	100%	\$0
ER-07	TELEMETRY/REG METER SETTING AFT HRS	N/A	N/A	N/A	N/A	100%	\$0
ER-08	METER UPGRADE/RELOCATION	\$22,000	\$29,856	(\$7,856)	73.7%	100%	\$7,900
ER-09	SERVICE ESTABLISHMENT	\$848,750	\$808,447	\$40,303	105.0%	100%	\$0
ER-10	MISSED APPOINTMENT	\$24,922	\$59,241	(\$34,319)	42.1%	100%	\$34,300
ER-11	LOCK BOX INSTALLATION	N/A	N/A	N/A	N/A	100%	\$0
ER-12	EARTHQUAKE VALVE RESET	\$3,871	\$4,132	(\$261)	93.7%	100%	\$0
ER-13	DEMAND TEST	\$52	\$109	(\$57)	47.7%	100%	\$0
ER-14	RECONNECT AFTER DELINQUENT TURN-OFF	\$485,030	\$552,172	(\$67,142)	87.8%	100%	\$67,100
ER-15	TENANT RIGHTS NOTIFICATION POSTING	\$646,485	\$730,131	(\$83,646)	88.5%	100%	\$83,600
ER-16	UNAUTH REMOVAL/DAMAGE LOCK/FLATHEAD	\$26,000	\$42,158	(\$16,158)	61.7%	100%	\$16,200
ER-17	METER TAMPERING RESET	\$1,980	\$2,892	(\$912)	68.5%	100%	\$900
ER-18	TECHNICAL SUPPORT	N/A	N/A	N/A	N/A	100%	\$0
SUBTOTAL - GASSERVICES		\$2,146,590	\$2,327,293	(\$180,703)	92.2%		\$220,700

NOTES:

- (a) Insufficient volume of service
- (b) Fee determined by actual time and costs
- (d) Recommend removing fee as service is no longer provided.

Conclusion of Gas Services

If the suggestions made in Appendix A are approved, approximately \$220,700 in new revenue could be realized annually.

Utility Services/Call Center

These service centers are identified for Utility Services and Call Center Services.

**Table 2
Utility Services/Call Center**

REF # (1)	SERVICE (2)	TOTAL FEE REVENUE (3)	TOTAL SERVICE COST (4)	TOTAL PROFIT/ (SUBSIDY) (5)	PCT. RECOVERY FROM FEES		POSSIBLE NEW REVENUE (8)	
					ACTUAL (6)	SUGGEST (7)		
ER-19	METER READ BY CUSTOMER REQUEST	\$25	\$27	(\$2)	92.6%	100%	\$0	a
ER-20	SMART GAS METER OPT OUT INITIAL FEE	\$75	\$148	(\$73)	50.7%	100%	\$100	a
ER-21	SMART GAS METER OPT OUT-MONTHLY FEE	\$1,800	\$4,965	(\$3,165)	36.3%	100%	\$3,200	
ER-22	METER ACCESS INVESTIGATION	\$38	\$111	(\$73)	34.2%	100%	\$0	a
ER-23	ILLEGAL GAS/WATER BILLING	\$960	\$5,521	(\$4,561)	17.4%	100%	\$0	b
ER-24	METER SET ASSEMBLY (MSA) TAMPER	\$960	\$5,231	(\$4,271)	18.4%	100%	\$0	
ER-25	RECORD RESEARCH	N/A	N/A	N/A	N/A	100%	\$0	b
ER-26	DUPLICATE BILL IMAGE COPY	\$1,225	\$1,366	(\$141)	89.7%	100%	\$100	
ER-27	ACCOUNT HISTORY	\$2,465	\$4,771	(\$2,306)	51.7%	100%	\$2,300	
SUBTOTAL - UTILITY SERVICES/CALL CENTER		\$7,548	\$22,140	(\$14,592)	34.1%		\$5,700	

NOTES:

- (a) Insufficient volume of service
- (b) Fee determined by actual time and costs

Conclusion of Utility Services and Call Center Services

If the suggestions made in Appendix A are approved, approximately \$5,700 in new revenue could be realized annually.

Construction & Pipeline Services

These service centers are identified for Construction & Pipeline Services.

Table 3
Construction & Pipeline Services

REF # (1)	SERVICE (2)	TOTAL FEE REVENUE (3)	TOTAL SERVICE COST (4)	TOTAL PROFIT/ (SUBSIDY) (5)	PCT. RECOVERY FROM FEES		POSSIBLE NEW REVENUE (8)	
					ACTUAL (6)	SUGGEST (7)		
ER-28	SERVICE INSTALLATION UP TO 1 1/4"	\$448,500	\$272,650	\$175,850	164.5%	100%	(\$74,425)	c
ER-29	SERVICE ALTERATION UP TO 1 1/4"	\$448,500	\$81,271	\$367,229	551.9%	100%	(\$183,600)	c
ER-30	SERVICE INSTALLATION - PE 2"	\$20,400	\$13,631	\$6,769	149.7%	100%	(\$3,400)	c
ER-31	SERVICE ALTERATION - PE 2"	\$10,200	\$1,576	\$8,624	647.2%	100%	(\$4,300)	c
ER-32	SERVICE INSTALLATION - STEEL 2"	\$15,300	\$25,703	(\$10,403)	59.5%	100%	\$10,400	
ER-33	SERVICE ALTERATION - STEEL 2"	\$10,200	\$4,195	\$6,005	243.1%	100%	(\$3,000)	c
ER-34	MAIN CONSTRUCTION - 2"	\$8,300	\$10,905	(\$2,605)	76.1%	100%	\$0	a
ER-35	MAIN CONSTRUCTION - PE 4-6"	\$13,300	\$12,302	\$998	108.1%	100%	\$0	a
ER-36	MAIN CONSTRUCTION - STEEL 4-6"	\$9,360	\$9,715	(\$355)	96.3%	100%	\$0	a
ER-37	MAIN CONSTRUCTION - OVER 6"	N/A	N/A	N/A	N/A	100%	\$0	b
ER-38	MAIN PIPELINE REPAIR	N/A	N/A	N/A	N/A	100%	\$0	b
ER-39	PC FITTING LINE STOPPER TO 4" HALF	\$6,696	\$6,611	\$85	101.3%	100%	(\$100)	
ER-40	PC FITTING LINE STOPPER TO 4" FULL	\$13,544	\$15,723	(\$2,179)	86.1%	100%	\$2,200	
ER-41	PC FITTING LINE STOPPER 6-8" FULL	\$32,760	\$26,270	\$6,490	124.7%	100%	\$0	c
ER-42	PC FITTING LINE STOPPER 10-12" FULL	\$49,420	\$10,928	\$38,492	452.2%	100%	\$0	c
ER-43	PC FITTING LINE STOPPER OVER 12"	N/A	N/A	N/A	N/A	100%	\$0	b
ER-44	PC FITTING BRANCH CONNECT 2"	\$315	\$264	\$51	119.3%	100%	\$0	a
ER-45	PC FITTING BRANCH CONNECT 3-4"	\$6,741	\$3,692	\$3,049	182.6%	100%	\$0	c
ER-46	PC FITTING BRANCH CONNECT 6-8"	\$1,428	\$791	\$637	180.5%	100%	\$0	a
ER-47	SERVICE PIPELINE DISCONNECTION	\$52,174	\$82,295	(\$30,121)	63.4%	100%	\$30,100	
ER-48	SERVICE PIPELINE REPAIR	\$1,029	\$1,079	(\$50)	95.4%	100%	\$0	b
ER-49	BOLLARD INSTALLATION	\$344	\$513	(\$169)	67.1%	100%	\$0	a
ER-50	CONCRETE OR ASPHALT REPAIR	N/A	N/A	N/A	N/A	100%	\$0	
ER-51	ADDITIONAL WORK CREW MOBILIZATION	\$1,560	\$2,097	(\$537)	74.4%	100%	\$0	a
ER-52	REGULAR HOURS CONSTRUCT CREW WORK	N/A	N/A	N/A	N/A	100%	\$0	b
ER-53	AFTER/EMERG HOURS CONSTR CREW WORK	N/A	N/A	N/A	N/A	100%	\$0	b
ER-54	CONTR QUALIF TEST-STEEL ELEC.ARC	\$11,250	\$19,435	(\$8,185)	57.9%	100%	\$8,200	
ER-55	CONTR QUALIF TEST-STEEL OXYACETYL.	\$1,180	\$11,744	(\$10,564)	10.0%	100%	\$10,600	
ER-56	CONTR QUAL TEST - PE FUSE UP TO 2"	\$832	\$9,330	(\$8,498)	8.9%	100%	\$8,500	
ER-57	CONTR QUALIF TEST-PLAST ELECTR/MECH	N/A	N/A	N/A	N/A	100%	\$0	
ER-58	CONTR QUAL TEST - PE FUSE 4" & 6"	\$7,488	\$9,330	(\$1,842)	80.3%	100%	\$1,800	
ER-59	CONTR QUALIF TEST-COVERED TASKS	N/A	N/A	N/A	N/A	100%	\$0	b
SUBTOTAL - CONSTRUCTION & PIPELINES		\$1,170,821	\$632,050	\$538,771	185.2%		(\$197,025)	

NOTES:

- (a) Insufficient volume of service
- (b) Fee determined by actual time and costs
- (c) Possible New Revenue adjusted to account for differences between current and proposed fee structures

Conclusion of Construction & Pipeline Services

If the suggestions made in Appendix A are approved, there will be an approximate reduction in revenues of \$197,025. This is a very broad estimate, as different items are included in the current fees than the proposed fees. But fees with negative possible new revenue will see reductions in the fee amount, and therefore, the revenues.

Engineering & Construction Services

These service centers are identified for Engineering & Construction Services.

**Table 4
Engineering & Construction Services**

REF # (1)	SERVICE (2)	TOTAL FEE REVENUE (3)	TOTAL SERVICE COST (4)	TOTAL PROFIT/ (SUBSIDY) (5)	PCT. RECOVERY FROM FEES		POSSIBLE NEW REVENUE (8)
					ACTUAL (6)	SUGGEST (7)	
ER-60	ENGINEERING TECHNICAL REVIEW	\$1,385,288	\$1,584,664	(\$199,376)	87.4%	100%	\$0
ER-61	ENGINEERING SUPPORT REVIEW	\$1,460,345	\$1,462,730	(\$2,385)	99.8%	100%	\$0
ER-62	PLAN CHECK REVIEW FEE	\$400	\$620	(\$220)	64.5%	100%	\$200
ER-63	RIGHT OF WAY REVIEW	\$8,600	\$12,000	(\$3,400)	71.7%	100%	\$3,400
ER-64	ENERGY RESOURCES TAC REVIEW	\$0	\$18,714	(\$18,714)	0.0%	100%	\$18,700
ER-65	WILL SERVE LETTER	\$0	\$5,165	(\$5,165)	0.0%	100%	\$5,200
ER-66	EXISTING GAS SVC/FEED ANALYSIS	\$900	\$1,165	(\$265)	77.3%	100%	\$300
ER-67	NEW GAS SERVICE/FEED ANALYSIS	\$2,000	\$2,380	(\$380)	84.0%	100%	\$400
ER-68	COMPLEX GAS SERVICE/FEED ANALYSIS	\$19,500	\$17,836	\$1,664	109.3%	100%	(\$1,700)
ER-69	GAS PIPELINE/METER SET INSPECTION	\$2,036,211	\$3,632,232	(\$1,596,021)	56.1%	100%	\$0
ER-70	ER ENGINEERING PROJECT ADMIN	\$1,178	\$399	\$779	295.2%	100%	\$0
ER-71	PREP/PROCESS ENGINEER AGREEMENTS	\$1,285	\$664	\$621	193.5%	100%	\$0
ER-72	NEW CONSTRUCTION METER ROOM	\$80,000	\$104,839	(\$24,839)	76.3%	100%	\$24,800
SUBTOTAL - ENGINEERING & CONSTRUCTION		\$4,995,707	\$6,843,408	(\$1,847,701)	73.0%		\$51,300

NOTES:

- (a) Insufficient volume of service
- (b) Fee determined by actual time and costs

Conclusion of Engineering & Construction Services

If the suggestions made in Appendix A are approved, approximately \$51,300 in new revenue could be realized annually.

Summary of Personal Choice Services

The following Table 5 summarizes the recommendations and suggestions made in this Chapter.

**Table 5
Summary**

SERVICE (2)	TOTAL FEE REVENUE (3)	TOTAL SERVICE COST (4)	TOTAL PROFIT/ (SUBSIDY) (5)	PCT. RECOVERY FROM FEES		POSSIBLE NEW REVENUE (8)
				ACTUAL (6)	SUGGEST (7)	
GAS SERVICES	\$2,146,590	\$2,327,293	(\$180,703)	92.2%	100%	\$220,700
UTILITY SERVICES/CALL CENTER	\$7,548	\$22,140	(\$14,592)	34.1%	100%	\$5,700
CONSTRUCTION & PIPELINES	\$1,170,821	\$632,050	\$538,771	185.2%	100%	(\$197,025)
ENGINEERING & CONSTRUCTION	\$4,995,707	\$6,843,408	(\$1,847,701)	73.0%	100%	\$51,300
	<u>\$8,320,666</u>	<u>\$9,824,891</u>	<u>(\$1,504,225)</u>	<u>84.7%</u>		<u>\$80,675</u>

If all the recommendations and suggestions made in this Chapter and in Appendix A are adopted, the City would raise \$80,675 on an annual basis.

Ratepayer Equity Achieved. By taking such positive actions, the City’s financial picture would be improved, far more equity between ratepayers and fee-payers could be gained.

Department Fees not included in this Study. There is one fee category that was not studied as part of this process for the reason detailed below:

- SERRF Private Hauler Tip Fee - This fee is studied by the department as part of a separate detailed rate study.
- Gas Utility Rates - This fee is studied by the department as part of a separate detailed rate study.

THIS PAGE INTENTIONALLY BLANK

CHAPTER V

CONCLUSION

Elimination of Subsidies

This Report highlights and recommends that most rate subsidies be eliminated as being unintentional. Service users thus can vote with their dollars and not use a service for which they are unwilling or unable to pay. Hidden subsidies, which have existed for many of the City's supposedly self-financed and self-supporting services, can now be re-evaluated.

Issues Involved

The basic issue involved in viewing the results of the analysis presented by this text is to what degree fees should be expected to support the costs of the services.

Or viewed another way, to what extent should utility rates be utilized to subsidize the difference between the costs of each service center and the revenue produced from fees paid by the user of that service'?

Addressing of Issues by City Council

The City Council should address the principles and issues enumerated herein to determine where, and to what extent, rates will be utilized to cover costs incurred in the provision of special services.

Specific Policy Alternatives to Be Answered. Once the above cost issues are determined then the City Council has four clear policy alternatives available as to the revenue/cost mix of each service center:

- Continue any rate subsidy which might be found.
- Eliminate the rate subsidy by increasing fees to cover all "costs reasonably borne".
- Reduce costs by reducing the level of service.
- Decide on an appropriate level of rate subsidy.

Cost Model

As part of this process the City will be receiving the Costing Model developed and used by

RCS. This will give the City the ability to update the model itself on an as-needed basis and as appropriate.

Conclusion

The City has appropriately responded to the mandate and spirit of Proposition 4. It is utilizing the passage of Propositions 4, 13, 26, and 218 and the attention given to them as an opportunity to review its financial structure and philosophy, and to institute a businesslike cost control system, tailored to the City's needs, to supplement its governmental accounting and budgeting systems.

The cooperation, excellent support and data provided in accomplishment of the work reported herein speaks well of the way in which a City organization can adapt to the so-called "new realities" of California governmental finance.

~ END ~

APPENDIX A - SUMMARY OF CURRENT FEES AND PROPOSED FEES

**CITY OF LONG BEACH
FEE COMPARISON REPORT
FY 2020-2021**

REF #: ER-01	TITLE: METER INSTALLATION - FIRST METER
<u>CURRENT FEE</u> \$110 per first meter	<u>RECOMMENDED FEE</u> \$150 per first meter

REF #: ER-02	TITLE: METER INSTALLATION - ADD'L METER
<u>CURRENT FEE</u> \$82 per additional meter	<u>RECOMMENDED FEE</u> \$90 per additional meter

REF #: ER-03	TITLE: SVCE LINE METER INSTALL-TO 1.5 MBTU
<u>CURRENT FEE</u> \$110 per meter set	<u>RECOMMENDED FEE</u> \$150 per meter set

REF #: ER-04	TITLE: SVC LINE METER INSTALL- 1.5+ MBTU
<u>CURRENT FEE</u> Actual costs including parts/supplies	<u>RECOMMENDED FEE</u> Charge the fully allocated hourly rates for all personnel involved plus any outside costs or parts/supplies.

REF #: ER-05	TITLE: METER SET ASSEMBLY REPAIR/MAINT
<u>CURRENT FEE</u> Actual costs including parts/supplies	<u>RECOMMENDED FEE</u> Charge the fully allocated hourly rates for all personnel involved plus any outside costs or parts/supplies.

REF #: ER-06	TITLE: TELEMETRY/REG METER SETTING REG HRS
<u>CURRENT FEE</u> \$150 per hour (\$300 minimum)	<u>RECOMMENDED FEE</u> \$150 per hour (\$300 minimum)

**CITY OF LONG BEACH
FEE COMPARISON REPORT
FY 2020-2021**

REF #: ER-07

TITLE: TELEMETRY/REG METER SETTING AFT HRS

CURRENT FEE

\$165 per hour (\$495 minimum)

RECOMMENDED FEE

\$165 per hour (\$495 minimum)

REF #: ER-08

TITLE: METER UPGRADE/RELOCATION

CURRENT FEE

\$110 per meter

RECOMMENDED FEE

\$150 per meter

REF #: ER-09

TITLE: SERVICE ESTABLISHMENT

CURRENT FEE

\$35 per gas service

Priority Order - \$50 in addition to any applicable reconnection and/or past due fees

Premium Order - \$50 additional fee per scheduled appointment

RECOMMENDED FEE

\$35 per gas service

Priority Order - \$50 in addition to any applicable reconnection and/or past due fees

Premium Order - \$50 additional fee per scheduled appointment

REF #: ER-10

TITLE: MISSED APPOINTMENT

CURRENT FEE

\$17 per appointment

RECOMMENDED FEE

\$40 per appointment

REF #: ER-11

TITLE: LOCK BOX INSTALLATION

CURRENT FEE

\$55 per box

RECOMMENDED FEE

This service is no longer needed and should be removed from the fee schedule.

REF #: ER-12

TITLE: EARTHQUAKE VALVE RESET

CURRENT FEE

\$79 per reset

RECOMMENDED FEE

First reset in a 12 month period - No Charge
Each additional reset - \$85

**CITY OF LONG BEACH
FEE COMPARISON REPORT
FY 2020-2021**

REF #: ER-13

TITLE: DEMAND TEST

CURRENT FEE

\$52 per test

The fee will be refunded if the meter is proven to record more than 2% fast.

RECOMMENDED FEE

\$110 per test

The fee will be refunded if the meter is proven to record more than 2% fast.

REF #: ER-14

TITLE: RECONNECT AFTER DELINQUENT TURN-OFF

CURRENT FEE

\$70 - single family dwelling, or a single non-residential unit, or a first unit of a multi-dwelling unit plus \$20 for each additional multi-family unit

Priority Order - \$50 in addition to any applicable reconnection and/or past due fees

Premium Order - \$50 additional fee per scheduled appointment

Later Payment Charge - 4.5% of the total amount owed (\$4.50 minimum)

RECOMMENDED FEE

\$80 - single family dwelling, or a single non-residential unit, or a first unit of a multi-dwelling unit plus \$20 for each additional multi-family unit

Priority Order - \$50 in addition to any applicable reconnection and/or past due fees

Premium Order - \$50 additional fee per scheduled appointment

Later Payment Charge - 4.5% of the total amount owed (\$4.50 minimum)

REF #: ER-15

TITLE: TENANT RIGHTS NOTIFICATION POSTING

CURRENT FEE

1-10 units - \$35 per service

11-19 units - \$70 per service

20 or more units - \$105 per service

RECOMMENDED FEE

1-10 units - \$50 per service

11-19 units - \$80 per service

20 or more units - \$105 per service

These fees are for the first service. The second service is at no additional charge.

REF #: ER-16

TITLE: UNAUTH REMOVAL/DAMAGE LOCK/FLATHEAD

CURRENT FEE

\$52 per meter

RECOMMENDED FEE

Flathead Damage - \$120 per meter

Unauthorized Lock Removal - \$30 per meter

**CITY OF LONG BEACH
FEE COMPARISON REPORT
FY 2020-2021**

REF #: ER-17 **TITLE: METER TAMPERING RESET**

CURRENT FEE

Reset Charge - \$110 per meter

RECOMMENDED FEE

Reset Charge:
Within one year - \$150 per meter
More than one year - \$355 per meter

REF #: ER-18 **TITLE: TECHNICAL SUPPORT**

CURRENT FEE

\$103 per hour

RECOMMENDED FEE

Charge the fully allocated hourly rate for all personnel involved.

REF #: ER-19 **TITLE: METER READ BY CUSTOMER REQUEST**

CURRENT FEE

\$25 per meter read

RECOMMENDED FEE

\$25 per meter read

REF #: ER-20 **TITLE: SMART GAS METER OPT OUT INITIAL FEE**

CURRENT FEE

\$75 per meter

RECOMMENDED FEE

\$150 per meter

REF #: ER-21 **TITLE: SMART GAS METER OPT OUT-MONTHLY FEE**

CURRENT FEE

Less than 201 therms per year - \$10 per meter per month
201 or more therms per year - \$25 per meter per month

RECOMMENDED FEE

\$25 per meter per month

REF #: ER-22 **TITLE: METER ACCESS INVESTIGATION**

CURRENT FEE

\$38 per meter

RECOMMENDED FEE

\$110 per meter

**CITY OF LONG BEACH
FEE COMPARISON REPORT
FY 2020-2021**

REF #: ER-23 **TITLE: ILLEGAL GAS/WATER BILLING**

CURRENT FEE

Illegal Gas/Water Hookup - \$43 per hour or any portion thereof

RECOMMENDED FEE

Illegal Gas/Water Hookup Billing - \$138 per hour or any portion thereof

REF #: ER-24 **TITLE: METER SET ASSEMBLY (MSA) TAMPER**

CURRENT FEE

Tampering Charge - \$250 per occurrence in addition to any applicable reconnection and/or past due fees

RECOMMENDED FEE

Tampering Charge - \$250 per occurrence in addition to any applicable reconnection and/or past due fees

REF #: ER-25 **TITLE: RECORD RESEARCH**

CURRENT FEE

\$43 per hour

RECOMMENDED FEE

\$138 per hour

REF #: ER-26 **TITLE: DUPLICATE BILL IMAGE COPY**

CURRENT FEE

\$25 per request (3-10 monthly bills or each year)

RECOMMENDED FEE

\$30 per request (3-10 monthly bills or each year)

REF #: ER-27 **TITLE: ACCOUNT HISTORY**

CURRENT FEE

\$17 per account

RECOMMENDED FEE

Single Account - \$15 per request for first year plus \$7 per each additional year
Multiple Accounts - \$40 per request for first year plus \$20 per each additional year

REF #: ER-28 **TITLE: SERVICE INSTALLATION UP TO 1 1/4"**

CURRENT FEE

\$69 per foot (\$1,373 minimum)

Mobilization and other charges may apply.

RECOMMENDED FEE

\$2,100 base fee + \$21 per foot from property line

Base fee includes mobilization costs

Paving and other charges may apply

**CITY OF LONG BEACH
FEE COMPARISON REPORT
FY 2020-2021**

REF #: ER-29

TITLE: SERVICE ALTERATION UP TO 1 1/4"

CURRENT FEE

\$69 per foot (\$1,373 minimum)

Mobilization and other charges may apply.

RECOMMENDED FEE

PE - \$1,000 base fee + \$20 per foot from property line
Steel - \$1,500 base fee + \$100 per foot from property line

Base fee includes mobilization costs

Paving and other charges may apply

REF #: ER-30

TITLE: SERVICE INSTALLATION - PE 2"

CURRENT FEE

\$102 per foot (\$2,038 minimum)

Mobilization and other charges may apply.

RECOMMENDED FEE

\$2,445 base fee + \$21 per foot from ROW line

Base fee includes mobilization costs

Paving and other charges may apply

REF #: ER-31

TITLE: SERVICE ALTERATION - PE 2"

CURRENT FEE

\$102 per foot (\$2,038 minimum)

Mobilization and other charges may apply.

RECOMMENDED FEE

\$1,500 base fee + \$50 per foot from property line

Base fee includes mobilization costs

Paving and other charges may apply

REF #: ER-32

TITLE: SERVICE INSTALLATION - STEEL 2"

CURRENT FEE

\$102 per foot (\$2,038 minimum)

Mobilization and other charges may apply.

RECOMMENDED FEE

\$3,045 base fee + \$42 per foot from ROW line

Base fee includes mobilization costs

Paving and other charges may apply

REF #: ER-33

TITLE: SERVICE ALTERATION - STEEL 2"

CURRENT FEE

\$102 per foot (\$2,038 minimum)

Mobilization and other charges may apply.

RECOMMENDED FEE

\$2,000 base fee + \$100 per foot from property line

Base fee includes mobilization costs

Paving and other charges may apply

**CITY OF LONG BEACH
FEE COMPARISON REPORT
FY 2020-2021**

REF #: ER-34

TITLE: MAIN CONSTRUCTION - 2"

CURRENT FEE

\$83 per foot (\$4,160 minimum)

Mobilization and other charges may apply.

RECOMMENDED FEE

\$10,905 base fee + \$86 per foot over 100 feet

Base fee includes mobilization costs

Charge actual costs if work is performed by an outside third party.

Paving and other charges may apply

REF #: ER-35

TITLE: MAIN CONSTRUCTION - PE 4-6"

CURRENT FEE

4" Main - \$133 per foot (\$6,760 minimum)
6" Main - \$156 per foot (\$16,640 minimum)

Mobilization and other charges may apply.

RECOMMENDED FEE

\$12,300 base fee + \$102 per foot over 100 feet

Base fee includes mobilization costs

Charge actual costs if work is performed by an outside third party.

Paving and other charges may apply

REF #: ER-36

TITLE: MAIN CONSTRUCTION - STEEL 4-6"

CURRENT FEE

Actual Costs

RECOMMENDED FEE

\$9,715 base fee + \$122 per foot over 60 feet

Base fee includes mobilization costs

Charge actual costs if work is performed by an outside third party.

Paving and other charges may apply

REF #: ER-37

TITLE: MAIN CONSTRUCTION - OVER 6"

CURRENT FEE

Actual Costs

RECOMMENDED FEE

Charge the fully allocated hourly rates for all personnel involved plus any outside costs and parts/supplies

REF #: ER-38

TITLE: MAIN PIPELINE REPAIR

CURRENT FEE

\$624 per hour (\$1,248 minimum)

Paving and other charges may apply.

RECOMMENDED FEE

Charge the fully allocated hourly rates for all personnel involved plus any outside costs and parts/supplies

**CITY OF LONG BEACH
FEE COMPARISON REPORT
FY 2020-2021**

REF #: ER-39

TITLE: PC FITTING LINE STOPPER TO 4" HALF

CURRENT FEE

\$744 per fitting

Mobilization and other charges may apply.

RECOMMENDED FEE

New - \$765 per fitting
Reuse - \$480 per fitting

plus actual cost of fitting and supplies

Mobilization and other charges may apply

REF #: ER-40

TITLE: PC FITTING LINE STOPPER TO 4" FULL

CURRENT FEE

\$1,693 per fitting

Mobilization and other charges may apply.

RECOMMENDED FEE

New - \$2,110 per fitting
Reuse - \$955 per fitting

plus actual cost of fitting and supplies

Mobilization and other charges may apply

REF #: ER-41

TITLE: PC FITTING LINE STOPPER 6-8" FULL

CURRENT FEE

\$2,520 per fitting

Mobilization and other charges may apply.

RECOMMENDED FEE

New - \$2,110 per fitting
Reuse - \$955 per fitting

plus actual cost of fitting and supplies

Mobilization and other charges may apply

REF #: ER-42

TITLE: PC FITTING LINE STOPPER 10-12" FULL

CURRENT FEE

\$12,355 per fitting

Mobilization and other charges may apply.

RECOMMENDED FEE

New - \$3,165 per fitting
Reuse - \$1,435 per fitting

plus actual cost of fitting and supplies

Mobilization and other charges may apply

**CITY OF LONG BEACH
FEE COMPARISON REPORT
FY 2020-2021**

REF #: ER-43

TITLE: PC FITTING LINE STOPPER OVER 12"

CURRENT FEE

Actual Costs

RECOMMENDED FEE

Charge the fully allocated hourly rates for all personnel involved plus any outside costs and parts/supplies

Mobilization and other charges may apply

REF #: ER-44

TITLE: PC FITTING BRANCH CONNECT 2"

CURRENT FEE

\$315 per fitting

Mobilization and other charges may apply.

RECOMMENDED FEE

\$265 per fitting

plus actual cost of fitting and supplies

Mobilization and other charges may apply

REF #: ER-45

TITLE: PC FITTING BRANCH CONNECT 3-4"

CURRENT FEE

\$963 per fitting

Mobilization and other charges may apply.

RECOMMENDED FEE

\$525 per fitting

plus actual cost of fitting and supplies

Mobilization and other charges may apply

REF #: ER-46

TITLE: PC FITTING BRANCH CONNECT 6-8"

CURRENT FEE

\$1,428 per fitting

Mobilization and other charges may apply.

RECOMMENDED FEE

\$790 per fitting

plus actual cost of fitting and supplies

Mobilization and other charges may apply

**CITY OF LONG BEACH
FEE COMPARISON REPORT
FY 2020-2021**

REF #: ER-47

TITLE: SERVICE PIPELINE DISCONNECTION

CURRENT FEE

\$364 per hour (\$1,373 minimum)
On Property or Riser Relocation - \$343 per hour (\$686 minimum)
Paving and other charges may apply.

RECOMMENDED FEE

Up to 1 1/4":
PE - \$1,000
Steel - \$1,500
2" & greater:
PE - \$1,500
Steel - \$2,000

Paving and other charges may apply

REF #: ER-48

TITLE: SERVICE PIPELINE REPAIR

CURRENT FEE

\$343 per hour (\$686 minimum)
Paving and other charges may apply.

RECOMMENDED FEE

Charge the fully allocated hourly rates for all personnel involved (\$1,080 minimum) plus any outside costs and parts/supplies

REF #: ER-49

TITLE: BOLLARD INSTALLATION

CURRENT FEE

\$172 per bollard

RECOMMENDED FEE

\$410 for first bollard plus \$100 for each additional bollard

REF #: ER-50

TITLE: CONCRETE OR ASPHALT REPAIR

CURRENT FEE

\$32 per square foot

RECOMMENDED FEE

\$32 per square foot (\$500 minimum)
Other charges may apply

REF #: ER-51

TITLE: ADDITIONAL WORK CREW MOBILIZATION

CURRENT FEE

\$1,560 per mobilization

RECOMMENDED FEE

\$2,100 per mobilization
Other charges may apply

**CITY OF LONG BEACH
FEE COMPARISON REPORT
FY 2020-2021**

REF #: ER-52

TITLE: REGULAR HOURS CONSTRUCT CREW WORK

CURRENT FEE

\$624 per hour (\$1,872 minimum)

Mobilization and other charges may apply.

RECOMMENDED FEE

Charge the fully allocated hourly rates for all personnel involved (3 hour minimum) plus any outside costs or parts/supplies.

REF #: ER-53

TITLE: AFTER/EMERG HOURS CONSTR CREW WORK

CURRENT FEE

\$780 per hour (\$2,340 minimum)

Mobilization and other charges may apply.

RECOMMENDED FEE

Charge 120% of the fully allocated hourly rates for all personnel involved (3 hour minimum) plus any outside costs or parts/supplies.

REF #: ER-54

TITLE: CONTR QUALIF TEST-STEEL ELEC ARC

CURRENT FEE

\$2,250 per test

RECOMMENDED FEE

\$3,885 per test

REF #: ER-55

TITLE: CONTR QUALIF TEST-STEEL OXYACETYL.

CURRENT FEE

\$236 per test

RECOMMENDED FEE

\$2,350 per test

REF #: ER-56

TITLE: CONTR QUAL TEST - PE FUSE UP TO 2"

CURRENT FEE

\$416 per test

RECOMMENDED FEE

\$4,665 per class (with up to 4 people per class)

\$1,165 per re-test

REF #: ER-57

TITLE: CONTR QUALIF TEST-PLAST ELECTR/MECH

CURRENT FEE

\$118 per test

RECOMMENDED FEE

This service is no longer provided and should be removed from the fee schedule.

**CITY OF LONG BEACH
FEE COMPARISON REPORT
FY 2020-2021**

REF #: ER-58

TITLE: CONTR QUAL TEST - PE FUSE 4" & 6"

CURRENT FEE

\$936 per test

RECOMMENDED FEE

\$4,665 per class (with up to 4 people per class)

\$1,165 per re-test

REF #: ER-59

TITLE: CONTR QUALIF TEST-COVERED TASKS

CURRENT FEE

Apprentice Level - \$2,080 per person
Journey Level - \$2,600 per person
Supervisory Level - \$3,120 per person

RECOMMENDED FEE

Charge the fully allocated hourly rates for all personnel involved plus any outside costs and parts/supplies

REF #: ER-60

TITLE: ENGINEERING TECHNICAL REVIEW

CURRENT FEE

\$172 per hour

RECOMMENDED FEE

\$193 per hour

REF #: ER-61

TITLE: ENGINEERING SUPPORT REVIEW

CURRENT FEE

\$129 per hour

RECOMMENDED FEE

\$130 per hour

REF #: ER-62

TITLE: PLAN CHECK REVIEW FEE

CURRENT FEE

\$400 per plan (for each 2 reviews)

RECOMMENDED FEE

\$620 per plan (for each 2 reviews)

REF #: ER-63

TITLE: RIGHT OF WAY REVIEW

CURRENT FEE

\$172 per review

RECOMMENDED FEE

\$240 per plan

**CITY OF LONG BEACH
FEE COMPARISON REPORT
FY 2020-2021**

REF #: ER-64 **TITLE: ENERGY RESOURCES TAC REVIEW**

<u>CURRENT FEE</u>	<u>RECOMMENDED FEE</u>
None	\$265 per application

REF #: ER-65 **TITLE: WILL SERVE LETTER**

<u>CURRENT FEE</u>	<u>RECOMMENDED FEE</u>
None	\$205 per request

REF #: ER-66 **TITLE: EXISTING GAS SVC/FEED ANALYSIS**

<u>CURRENT FEE</u>	<u>RECOMMENDED FEE</u>
\$300 per request	\$390 per request

REF #: ER-67 **TITLE: NEW GAS SERVICE/FEED ANALYSIS**

<u>CURRENT FEE</u>	<u>RECOMMENDED FEE</u>
\$500 per request	\$595 per request

REF #: ER-68 **TITLE: COMPLEX GAS SERVICE/FEED ANALYSIS**

<u>CURRENT FEE</u>	<u>RECOMMENDED FEE</u>
\$1,500 - \$2,000 per request	\$1,370 per request

REF #: ER-69 **TITLE: GAS PIPELINE/METER SET INSPECTION**

<u>CURRENT FEE</u>	<u>RECOMMENDED FEE</u>
\$139 per hour	\$178 per hour

**CITY OF LONG BEACH
FEE COMPARISON REPORT
FY 2020-2021**

REF #: ER-70

TITLE: ER ENGINEERING PROJECT ADMIN

CURRENT FEE

\$1,178 per work order

RECOMMENDED FEE

\$400 per work order

REF #: ER-71

TITLE: PREP/PROCESS ENGINEER AGREEMENTS

CURRENT FEE

\$1,285 per agreement

RECOMMENDED FEE

\$1,065 per agreement (includes 2 hours of City Attorney)

REF #: ER-72

TITLE: NEW CONSTRUCTION METER ROOM

CURRENT FEE

\$20,000 per development

RECOMMENDED FEE

\$26,210 per development

THIS PAGE
INTENTIONALLY BLANK

**APPENDIX B - REVENUE AND COST SUMMARY WORKSHEETS MATCHED
WITH COST DETAIL WORKSHEETS**

**CITY OF LONG BEACH
REVENUE AND COST SUMMARY WORKSHEET
FY 2020-2021**

SERVICE METER INSTALLATION - FIRST METER		REFERENCE NO. ER-01	
PRIMARY DEPARTMENT GAS SERVICES	UNIT OF SERVICE METER	SERVICE RECIPIENT	
DESCRIPTION OF SERVICE Installation of the first meter on a multiple meter set for residential and small commercial accounts.			
CURRENT FEE STRUCTURE \$110 per first meter			
<u>REVENUE AND COST COMPARISON</u>			
UNIT REVENUE:	\$110.00	TOTAL REVENUE:	\$3,300
UNIT COST:	\$149.27	TOTAL COST:	\$4,478
UNIT PROFIT (SUBSIDY):	\$(39.27)	TOTAL PROFIT (SUBSIDY):	\$(1,178)
TOTAL UNITS:	30	PCT. COST RECOVERY:	73.69%
SUGGESTED FEE FOR COST RECOVERY OF: 100% \$150 per first meter			

June 30, 2021

**CITY OF LONG BEACH
COST DETAIL WORKSHEET
FY 2020-2021**

SERVICE METER INSTALLATION - FIRST METER				REFERENCE NO. ER-01		
NOTE Unit Costs are an Average of Total Units				TOTAL UNITS 30		
<u>DEPARTMENT</u>	<u>POSITION</u>	<u>TYPE</u>	<u>UNIT TIME</u>	<u>UNIT COST</u>	<u>ANN. UNITS</u>	<u>TOTAL COST</u>
UTILITY BILLING	CUST SVC REP III		0.33	\$38.99	30	\$1,170
CALL CENTER	CUST SVC REP III		0.06	\$6.70	30	\$201
CUST SRVCE ORDERS	GAS FLD SVC REP II/III		1.00	\$103.59	30	\$3,108
		TYPE SUBTOTAL	1.39	\$149.28		\$4,478
TOTALS			1.39	\$149.27		\$4,478

**CITY OF LONG BEACH
REVENUE AND COST SUMMARY WORKSHEET
FY 2020-2021**

SERVICE METER INSTALLATION - ADD'L METER		REFERENCE NO. ER-02	
PRIMARY DEPARTMENT GAS SERVICES	UNIT OF SERVICE METER	SERVICE RECIPIENT	
DESCRIPTION OF SERVICE Installation of additional meters on a multiple meter set for residential and small commercial accounts.			
CURRENT FEE STRUCTURE \$82 per additional meter			
<u>REVENUE AND COST COMPARISON</u>			
UNIT REVENUE:	\$82.00	TOTAL REVENUE:	\$82,000
UNIT COST:	\$90.69	TOTAL COST:	\$90,690
UNIT PROFIT (SUBSIDY):	\$(8.69)	TOTAL PROFIT (SUBSIDY):	\$(8,690)
TOTAL UNITS:	1,000	PCT. COST RECOVERY:	90.42%
SUGGESTED FEE FOR COST RECOVERY OF: 100% \$90 per additional meter			

**CITY OF LONG BEACH
COST DETAIL WORKSHEET
FY 2020-2021**

SERVICE METER INSTALLATION - ADD'L METER				REFERENCE NO. ER-02		
NOTE Unit Costs are an Average of Total Units				TOTAL UNITS 1,000		
<u>DEPARTMENT</u>	<u>POSITION</u>	<u>TYPE</u>	<u>UNIT TIME</u>	<u>UNIT COST</u>	<u>ANN. UNITS</u>	<u>TOTAL COST</u>
UTILITY BILLING	CUST SVC REP III		0.11	\$13.00	1,000	\$13,000
CUST SRVCE ORDERS	GAS FLD SVC REP II/III		0.75	\$77.69	1,000	\$77,690
		TYPE SUBTOTAL	0.86	\$90.69		\$90,690
TOTALS			0.86	\$90.69		\$90,690

**CITY OF LONG BEACH
REVENUE AND COST SUMMARY WORKSHEET
FY 2020-2021**

SERVICE SVCE LINE METER INSTALL-TO 1.5 MBTU		REFERENCE NO. ER-03	
PRIMARY DEPARTMENT GAS SERVICES	UNIT OF SERVICE METER SET	SERVICE RECIPIENT	
DESCRIPTION OF SERVICE Installation of a meter set on an individual service line up to 1.5 MBTU.			
CURRENT FEE STRUCTURE \$110 per meter set			
<u>REVENUE AND COST COMPARISON</u>			
UNIT REVENUE:	\$110.00	TOTAL REVENUE:	\$2,200
UNIT COST:	\$149.35	TOTAL COST:	\$2,987
UNIT PROFIT (SUBSIDY):	\$(39.35)	TOTAL PROFIT (SUBSIDY):	\$(787)
TOTAL UNITS:	20	PCT. COST RECOVERY:	73.65%
SUGGESTED FEE FOR COST RECOVERY OF: 100% \$150 per meter set			

**CITY OF LONG BEACH
COST DETAIL WORKSHEET
FY 2020-2021**

SERVICE SVCE LINE METER INSTALL-TO 1.5 MBTU				REFERENCE NO. ER-03		
NOTE Unit Costs are an Average of Total Units				TOTAL UNITS 20		
<u>DEPARTMENT</u>	<u>POSITION</u>	<u>TYPE</u>	<u>UNIT TIME</u>	<u>UNIT COST</u>	<u>ANN. UNITS</u>	<u>TOTAL COST</u>
UTILITY BILLING	CUST SVC REP III		0.33	\$38.99	20	\$780
CALL CENTER	CUST SVC REP III		0.06	\$6.75	20	\$135
CUST SRVCE ORDERS	GAS FLD SVC REP II/III		1.00	\$103.59	20	\$2,072
		TYPE SUBTOTAL	1.39	\$149.33		\$2,987
TOTALS			1.39	\$149.35		\$2,987

**CITY OF LONG BEACH
REVENUE AND COST SUMMARY WORKSHEET
FY 2020-2021**

SERVICE SVC LINE METER INSTALL- 1.5+ MBTU		REFERENCE NO. ER-04
PRIMARY DEPARTMENT GAS SERVICES	UNIT OF SERVICE METER SET	SERVICE RECIPIENT
DESCRIPTION OF SERVICE Installation of a meter set on an individual service line over 1.5 MBTU.		
CURRENT FEE STRUCTURE Actual costs including parts/supplies		
<u>REVENUE AND COST COMPARISON</u>		
UNIT REVENUE:	\$0.00	TOTAL REVENUE: \$0
UNIT COST:	\$0.00	TOTAL COST: \$0
UNIT PROFIT (SUBSIDY):	\$0.00	TOTAL PROFIT (SUBSIDY): \$0
TOTAL UNITS:	1	PCT. COST RECOVERY: 0.00%
SUGGESTED FEE FOR COST RECOVERY OF: 100%		
Charge the fully allocated hourly rates for all personnel involved plus any outside costs or parts/supplies.		

**CITY OF LONG BEACH
COST DETAIL WORKSHEET
FY 2020-2021**

SERVICE SVC LINE METER INSTALL- 1.5+ MBTU				REFERENCE NO. ER-04		
NOTE Unit Costs are an Average of Total Units				TOTAL UNITS 1		
<u>DEPARTMENT</u>	<u>POSITION</u>	<u>TYPE</u>	<u>UNIT TIME</u>	<u>UNIT COST</u>	<u>ANN. UNITS</u>	<u>TOTAL COST</u>
CUST SRVCE ORDERS	GAS FLD SVC REP II/III	Job Costing	0.00	\$0.00	1	\$0
TYPE SUBTOTAL			0.00	\$0.00		\$0
TOTALS			0.00	\$0.00		\$0

**CITY OF LONG BEACH
REVENUE AND COST SUMMARY WORKSHEET
FY 2020-2021**

SERVICE METER SET ASSEMBLY REPAIR/MAINT		REFERENCE NO. ER-05
PRIMARY DEPARTMENT GAS SERVICES	UNIT OF SERVICE HOUR	SERVICE RECIPIENT
DESCRIPTION OF SERVICE Necessary repairs or maintenance of the meter set assembly resulting from third party actions.		
CURRENT FEE STRUCTURE Actual costs including parts/supplies		
<u>REVENUE AND COST COMPARISON</u>		
UNIT REVENUE:	\$0.00	TOTAL REVENUE: \$0
UNIT COST:	\$0.00	TOTAL COST: \$0
UNIT PROFIT (SUBSIDY):	\$0.00	TOTAL PROFIT (SUBSIDY): \$0
TOTAL UNITS:	1	PCT. COST RECOVERY: 0.00%
SUGGESTED FEE FOR COST RECOVERY OF: 100%		
Charge the fully allocated hourly rates for all personnel involved plus any outside costs or parts/supplies.		

**CITY OF LONG BEACH
COST DETAIL WORKSHEET
FY 2020-2021**

SERVICE METER SET ASSEMBLY REPAIR/MAINT				REFERENCE NO. ER-05		
NOTE Unit Costs are an Average of Total Units				TOTAL UNITS 1		
<u>DEPARTMENT</u>	<u>POSITION</u>	<u>TYPE</u>	<u>UNIT TIME</u>	<u>UNIT COST</u>	<u>ANN. UNITS</u>	<u>TOTAL COST</u>
CUST SRVCE ORDERS	GAS FLD SVC REP II/III	Hourly	0.00	\$0.00	1	\$0
TYPE SUBTOTAL			0.00	\$0.00		\$0
TOTALS			0.00	\$0.00		\$0

**CITY OF LONG BEACH
REVENUE AND COST SUMMARY WORKSHEET
FY 2020-2021**

SERVICE TELEMETRY/REG METER SETTING REG HRS		REFERENCE NO. ER-06
PRIMARY DEPARTMENT GAS SERVICES	UNIT OF SERVICE HOUR	SERVICE RECIPIENT
DESCRIPTION OF SERVICE Requested telemetry and regulator work on a meter setting during regular work hours.		
CURRENT FEE STRUCTURE \$150 per hour (\$300 minimum)		
<u>REVENUE AND COST COMPARISON</u>		
UNIT REVENUE:	\$0.00	TOTAL REVENUE: \$0
UNIT COST:	\$0.00	TOTAL COST: \$0
UNIT PROFIT (SUBSIDY):	\$0.00	TOTAL PROFIT (SUBSIDY): \$0
TOTAL UNITS:	1	PCT. COST RECOVERY: 0.00%
SUGGESTED FEE FOR COST RECOVERY OF: 100% \$150 per hour (\$300 minimum)		

**CITY OF LONG BEACH
COST DETAIL WORKSHEET
FY 2020-2021**

SERVICE TELEMETRY/REG METER SETTING REG HRS				REFERENCE NO. ER-06			
NOTE Unit Costs are an Average of Total Units				TOTAL UNITS 1			
<u>DEPARTMENT</u>	<u>POSITION</u>	<u>TYPE</u>	<u>UNIT TIME</u>	<u>UNIT COST</u>	<u>ANN. UNITS</u>	<u>TOTAL COST</u>	
CUST SRVCE ORDERS	GAS FLD SVC REP II/III	Hourly	0.00	\$0.00	1	\$0	
TYPE SUBTOTAL			0.00	\$0.00		\$0	
TOTALS			0.00	\$0.00		\$0	

**CITY OF LONG BEACH
REVENUE AND COST SUMMARY WORKSHEET
FY 2020-2021**

SERVICE TELEMETRY/REG METER SETTING AFT HRS		REFERENCE NO. ER-07
PRIMARY DEPARTMENT GAS SERVICES	UNIT OF SERVICE HOUR	SERVICE RECIPIENT
DESCRIPTION OF SERVICE Requested telemetry and regulator work on a meter setting after hours.		
CURRENT FEE STRUCTURE \$165 per hour (\$495 minimum)		
<u>REVENUE AND COST COMPARISON</u>		
UNIT REVENUE:	\$0.00	TOTAL REVENUE: \$0
UNIT COST:	\$0.00	TOTAL COST: \$0
UNIT PROFIT (SUBSIDY):	\$0.00	TOTAL PROFIT (SUBSIDY): \$0
TOTAL UNITS:	1	PCT. COST RECOVERY: 0.00%
SUGGESTED FEE FOR COST RECOVERY OF: 100% \$165 per hour (\$495 minimum)		

**CITY OF LONG BEACH
COST DETAIL WORKSHEET
FY 2020-2021**

SERVICE TELEMETRY/REG METER SETTING AFT HRS				REFERENCE NO. ER-07			
NOTE Unit Costs are an Average of Total Units				TOTAL UNITS 1			
<u>DEPARTMENT</u>	<u>POSITION</u>	<u>TYPE</u>	<u>UNIT TIME</u>	<u>UNIT COST</u>	<u>ANN. UNITS</u>	<u>TOTAL COST</u>	
CUST SRVCE ORDERS	GAS FLD SVC REP II/III	Hourly At OT	0.00	\$0.00	1	\$0	
TYPE SUBTOTAL			0.00	\$0.00		\$0	
TOTALS			0.00	\$0.00		\$0	

**CITY OF LONG BEACH
REVENUE AND COST SUMMARY WORKSHEET
FY 2020-2021**

SERVICE METER UPGRADE/RELOCATION		REFERENCE NO. ER-08	
PRIMARY DEPARTMENT GAS SERVICES	UNIT OF SERVICE METER	SERVICE RECIPIENT	
DESCRIPTION OF SERVICE Customer requested meter upgrade to accommodate increased gas usage or meter relocation for meter reading purposes or customer convenience			
CURRENT FEE STRUCTURE \$110 per meter			
<u>REVENUE AND COST COMPARISON</u>			
UNIT REVENUE:	\$110.00	TOTAL REVENUE:	\$22,000
UNIT COST:	\$149.28	TOTAL COST:	\$29,856
UNIT PROFIT (SUBSIDY):	\$(39.28)	TOTAL PROFIT (SUBSIDY):	\$(7,856)
TOTAL UNITS:	200	PCT. COST RECOVERY:	73.69%
SUGGESTED FEE FOR COST RECOVERY OF: 100% \$150 per meter			

**CITY OF LONG BEACH
COST DETAIL WORKSHEET
FY 2020-2021**

SERVICE METER UPGRADE/RELOCATION					REFERENCE NO. ER-08		
NOTE Unit Costs are an Average of Total Units					TOTAL UNITS 200		
<u>DEPARTMENT</u>	<u>POSITION</u>	<u>TYPE</u>	<u>UNIT TIME</u>	<u>UNIT COST</u>	<u>ANN. UNITS</u>	<u>TOTAL COST</u>	
UTILITY BILLING	CUST SVC REP III		0.33	\$38.99	200	\$7,798	
CALL CENTER	CUST SVC REP III		0.06	\$6.70	200	\$1,340	
CUST SRVCE ORDERS	GAS FLD SVC REP II/III		1.00	\$103.59	200	\$20,718	
		TYPE SUBTOTAL	1.39	\$149.28		\$29,856	
TOTALS			1.39	\$149.28		\$29,856	

**CITY OF LONG BEACH
REVENUE AND COST SUMMARY WORKSHEET
FY 2020-2021**

SERVICE ESTABLISHMENT		REFERENCE NO. ER-09	
PRIMARY DEPARTMENT GAS SERVICES	UNIT OF SERVICE GAS SERVICE	SERVICE RECIPIENT	
DESCRIPTION OF SERVICE Processing a request to establish a new gas service account.			
CURRENT FEE STRUCTURE \$35 per gas service Priority Order - \$50 in addition to any applicable reconnection and/or past due fees Premium Order - \$50 additional fee per scheduled appointment			
<u>REVENUE AND COST COMPARISON</u>			
UNIT REVENUE:	\$35.00	TOTAL REVENUE:	\$848,750
UNIT COST:	\$33.34	TOTAL COST:	\$808,447
UNIT PROFIT (SUBSIDY):	\$1.66	TOTAL PROFIT (SUBSIDY):	\$40,303
TOTAL UNITS:	24,250	PCT. COST RECOVERY:	104.99%
SUGGESTED FEE FOR COST RECOVERY OF: 100% \$35 per gas service Priority Order - \$50 in addition to any applicable reconnection and/or past due fees Premium Order - \$50 additional fee per scheduled appointment			

**CITY OF LONG BEACH
COST DETAIL WORKSHEET
FY 2020-2021**

SERVICE ESTABLISHMENT					REFERENCE NO. ER-09		
NOTE Unit Costs are an Average of Total Units					TOTAL UNITS 24,250		
<u>DEPARTMENT</u>	<u>POSITION</u>	<u>TYPE</u>	<u>UNIT TIME</u>	<u>UNIT COST</u>	<u>ANN. UNITS</u>	<u>TOTAL COST</u>	
UTILITY BILLING	CUST SVC REP III		0.10	\$11.82	24,250	\$286,635	
CALL CENTER	CUST SVC REP III		0.10	\$11.16	24,250	\$270,630	
		TYPE SUBTOTAL	0.20	\$22.98		\$557,265	
CUST SRVCE ORDERS	GAS FLD SVC REP II/III		0.50	\$51.79	4,850	\$251,182	
		TYPE SUBTOTAL	0.50	\$51.79		\$251,182	
TOTALS			0.70	\$33.34		\$808,447	

**CITY OF LONG BEACH
REVENUE AND COST SUMMARY WORKSHEET
FY 2020-2021**

SERVICE MISSED APPOINTMENT		REFERENCE NO. ER-10	
PRIMARY DEPARTMENT GAS SERVICES	UNIT OF SERVICE APPOINTMENT	SERVICE RECIPIENT	
DESCRIPTION OF SERVICE Processing a rescheduled appointment that is necessary due to the customer failing to appear at a scheduled appointment.			
CURRENT FEE STRUCTURE \$17 per appointment			
<u>REVENUE AND COST COMPARISON</u>			
UNIT REVENUE:	\$17.00	TOTAL REVENUE:	\$24,922
UNIT COST:	\$40.41	TOTAL COST:	\$59,241
UNIT PROFIT (SUBSIDY):	\$(23.41)	TOTAL PROFIT (SUBSIDY):	\$(34,319)
TOTAL UNITS:	1,466	PCT. COST RECOVERY:	42.07%
SUGGESTED FEE FOR COST RECOVERY OF: 100% \$40 per appointment			

**CITY OF LONG BEACH
COST DETAIL WORKSHEET
FY 2020-2021**

SERVICE MISSED APPOINTMENT					REFERENCE NO. ER-10		
NOTE Unit Costs are an Average of Total Units					TOTAL UNITS 1,466		
<u>DEPARTMENT</u>	<u>POSITION</u>	<u>TYPE</u>	<u>UNIT TIME</u>	<u>UNIT COST</u>	<u>ANN. UNITS</u>	<u>TOTAL COST</u>	
CALL CENTER	CUST SVC REP III		0.13	\$14.51	1,466	\$21,272	
CUST SRVCE ORDERS	GAS FLD SVC REP II/III		0.25	\$25.90	1,466	\$37,969	
		TYPE SUBTOTAL	0.38	\$40.41		\$59,241	
TOTALS			0.38	\$40.41		\$59,241	

**CITY OF LONG BEACH
REVENUE AND COST SUMMARY WORKSHEET
FY 2020-2021**

SERVICE LOCK BOX INSTALLATION		REFERENCE NO. ER-11	
PRIMARY DEPARTMENT GAS SERVICES	UNIT OF SERVICE BOX	SERVICE RECIPIENT	
DESCRIPTION OF SERVICE Installation of a gas meter lock box in circumstance where the City is unable to gain access to a locked property.			
CURRENT FEE STRUCTURE \$55 per box			
<u>REVENUE AND COST COMPARISON</u>			
UNIT REVENUE:	\$0.00	TOTAL REVENUE:	\$0
UNIT COST:	\$0.00	TOTAL COST:	\$0
UNIT PROFIT (SUBSIDY):	\$0.00	TOTAL PROFIT (SUBSIDY):	\$0
TOTAL UNITS:	0	PCT. COST RECOVERY:	0.00%
SUGGESTED FEE FOR COST RECOVERY OF: 100%			
This service is no longer needed and should be removed from the fee schedule.			

**CITY OF LONG BEACH
COST DETAIL WORKSHEET
FY 2020-2021**

SERVICE LOCK BOX INSTALLATION				REFERENCE NO. ER-11		
NOTE Unit Costs are an Average of Total Units				TOTAL UNITS 0		
<u>DEPARTMENT</u>	<u>POSITION</u>	<u>TYPE</u>	<u>UNIT TIME</u>	<u>UNIT COST</u>	<u>ANN. UNITS</u>	<u>TOTAL COST</u>
			0.00	\$0.00	0	\$0
		TYPE SUBTOTAL	0.00	\$0.00		\$0
TOTALS			0.00	\$0.00		\$0

**CITY OF LONG BEACH
REVENUE AND COST SUMMARY WORKSHEET
FY 2020-2021**

SERVICE EARTHQUAKE VALVE RESET		REFERENCE NO. ER-12	
PRIMARY DEPARTMENT GAS SERVICES	UNIT OF SERVICE RESET	SERVICE RECIPIENT	
DESCRIPTION OF SERVICE Reset of a gas meter earthquake valve and restore gas service if the valve is accidently tripped.			
CURRENT FEE STRUCTURE \$79 per reset			
<u>REVENUE AND COST COMPARISON</u>			
UNIT REVENUE:	\$79.00	TOTAL REVENUE:	\$3,871
UNIT COST:	\$84.33	TOTAL COST:	\$4,132
UNIT PROFIT (SUBSIDY):	\$(5.33)	TOTAL PROFIT (SUBSIDY):	\$(261)
TOTAL UNITS:	49	PCT. COST RECOVERY:	93.68%
SUGGESTED FEE FOR COST RECOVERY OF: 100% First reset in a 12 month period - No Charge Each additional reset - \$85			

**CITY OF LONG BEACH
COST DETAIL WORKSHEET
FY 2020-2021**

SERVICE EARTHQUAKE VALVE RESET					REFERENCE NO. ER-12		
NOTE Unit Costs are an Average of Total Units					TOTAL UNITS 49		
<u>DEPARTMENT</u>	<u>POSITION</u>	<u>TYPE</u>	<u>UNIT TIME</u>	<u>UNIT COST</u>	<u>ANN. UNITS</u>	<u>TOTAL COST</u>	
CALL CENTER	CUST SVC REP III		0.06	\$6.70	49	\$328	
CUST SRVCE ORDERS	GAS FLD SVC REP II/III		0.75	\$77.63	49	\$3,804	
		TYPE SUBTOTAL	0.81	\$84.33		\$4,132	
TOTALS			0.81	\$84.33		\$4,132	

**CITY OF LONG BEACH
REVENUE AND COST SUMMARY WORKSHEET
FY 2020-2021**

SERVICE DEMAND TEST		REFERENCE NO. ER-13	
PRIMARY DEPARTMENT GAS SERVICES	UNIT OF SERVICE TEST	SERVICE RECIPIENT	
DESCRIPTION OF SERVICE Processing and testing of a gas meter at the request of the customer.			
CURRENT FEE STRUCTURE \$52 per test The fee will be refunded if the meter is proven to record more than 2% fast.			
<u>REVENUE AND COST COMPARISON</u>			
UNIT REVENUE:	\$52.00	TOTAL REVENUE:	\$52
UNIT COST:	\$109.00	TOTAL COST:	\$109
UNIT PROFIT (SUBSIDY):	\$(57.00)	TOTAL PROFIT (SUBSIDY):	\$(57)
TOTAL UNITS:	1	PCT. COST RECOVERY:	47.71%
SUGGESTED FEE FOR COST RECOVERY OF: 100% \$110 per test The fee will be refunded if the meter is proven to record more than 2% fast.			

**CITY OF LONG BEACH
COST DETAIL WORKSHEET
FY 2020-2021**

SERVICE DEMAND TEST					REFERENCE NO. ER-13		
NOTE Unit Costs are an Average of Total Units					TOTAL UNITS 1		
<u>DEPARTMENT</u>	<u>POSITION</u>	<u>TYPE</u>	<u>UNIT TIME</u>	<u>UNIT COST</u>	<u>ANN. UNITS</u>	<u>TOTAL COST</u>	
UTILITY BILLING	CUST SVC REP III		0.25	\$29.54	1	\$30	
CALL CENTER	CUST SVC REP III		0.06	\$6.70	1	\$7	
CUST SRVCE ORDERS	GAS FLD SVC REP II/III		0.70	\$72.51	1	\$73	
		TYPE SUBTOTAL	1.01	\$108.75		\$109	
TOTALS			1.01	\$109.00		\$109	

**CITY OF LONG BEACH
REVENUE AND COST SUMMARY WORKSHEET
FY 2020-2021**

SERVICE RECONNECT AFTER DELINQUENT TURN-OFF		REFERENCE NO. ER-14	
PRIMARY DEPARTMENT GAS SERVICES	UNIT OF SERVICE GAS SERVICE	SERVICE RECIPIENT	
DESCRIPTION OF SERVICE Reconnection of a gas service which was disconnected due to payment delinquency.			
CURRENT FEE STRUCTURE \$70 - single family dwelling, or a single non-residential unit, or a first unit of a multi-dwelling unit plus \$20 for each additional multi-family unit Priority Order - \$50 in addition to any applicable reconnection and/or past due fees Premium Order - \$50 additional fee per scheduled appointment Later Payment Charge - 4.5% of the total amount owed (\$4.50 minimum)			
REVENUE AND COST COMPARISON			
UNIT REVENUE:	\$70.00	TOTAL REVENUE:	\$485,030
UNIT COST:	\$79.69	TOTAL COST:	\$552,172
UNIT PROFIT (SUBSIDY):	\$(9.69)	TOTAL PROFIT (SUBSIDY):	\$(67,142)
TOTAL UNITS:	6,929	PCT. COST RECOVERY:	87.84%
SUGGESTED FEE FOR COST RECOVERY OF: 100% \$80 - single family dwelling, or a single non-residential unit, or a first unit of a multi-dwelling unit plus \$20 for each additional multi-family unit Priority Order - \$50 in addition to any applicable reconnection and/or past due fees Premium Order - \$50 additional fee per scheduled appointment Later Payment Charge - 4.5% of the total amount owed (\$4.50 minimum)			

**CITY OF LONG BEACH
COST DETAIL WORKSHEET
FY 2020-2021**

SERVICE RECONNECT AFTER DELINQUENT TURN-OFF					REFERENCE NO. ER-14		
NOTE Unit Costs are an Average of Total Units					TOTAL UNITS 6,929		
<u>DEPARTMENT</u>	<u>POSITION</u>	<u>TYPE</u>	<u>UNIT TIME</u>	<u>UNIT COST</u>	<u>ANN. UNITS</u>	<u>TOTAL COST</u>	
CALL CENTER	CUST SVC REP III		0.25	\$27.90	6,929	\$193,319	
CUST SRVCE ORDERS	GAS FLD SVC REP II/III	Disconnection	0.17	\$17.61	6,929	\$122,020	
CUST SRVCE ORDERS	GAS FLD SVC REP II/III	Reconnection	0.33	\$34.18	6,929	\$236,833	
TYPE SUBTOTAL			0.75	\$79.69		\$552,172	
TOTALS			0.75	\$79.69		\$552,172	

**CITY OF LONG BEACH
REVENUE AND COST SUMMARY WORKSHEET
FY 2020-2021**

SERVICE TENANT RIGHTS NOTIFICATION POSTING		REFERENCE NO. ER-15	
PRIMARY DEPARTMENT GAS SERVICES	UNIT OF SERVICE SERVICE	SERVICE RECIPIENT	
DESCRIPTION OF SERVICE Posting of the Notice of Tenant's Rights for 10 and 15 day notice of termination of gas and water applicable to each service.			
CURRENT FEE STRUCTURE 1-10 units - \$35 per service 11-19 units - \$70 per service 20 or more units - \$105 per service			
<u>REVENUE AND COST COMPARISON</u>			
UNIT REVENUE:	\$66.50	TOTAL REVENUE:	\$646,485
UNIT COST:	\$75.10	TOTAL COST:	\$730,131
UNIT PROFIT (SUBSIDY):	\$(8.60)	TOTAL PROFIT (SUBSIDY):	\$(83,646)
TOTAL UNITS:	9,722	PCT. COST RECOVERY:	88.54%
SUGGESTED FEE FOR COST RECOVERY OF: 100% 1-10 units - \$50 per service 11-19 units - \$80 per service 20 or more units - \$105 per service These fees are for the first service. The second service is at no additional charge.			

**CITY OF LONG BEACH
COST DETAIL WORKSHEET
FY 2020-2021**

SERVICE TENANT RIGHTS NOTIFICATION POSTING					REFERENCE NO. ER-15		
NOTE Unit Costs are an Average of Total Units					TOTAL UNITS 9,722		
<u>DEPARTMENT</u>	<u>POSITION</u>	<u>TYPE</u>	<u>UNIT TIME</u>	<u>UNIT COST</u>	<u>ANN. UNITS</u>	<u>TOTAL COST</u>	
CUST SRVCE ORDERS	GAS FLD SVC REP II/III	1-10 Units	0.50	\$51.80	2,917	\$151,101	
		TYPE SUBTOTAL	0.50	\$51.80		\$151,101	
CUST SRVCE ORDERS	GAS FLD SVC REP II/III	11-19 Units	0.75	\$77.69	4,861	\$377,651	
		TYPE SUBTOTAL	0.75	\$77.69		\$377,651	
CUST SRVCE ORDERS	GAS FLD SVC REP II/III	20+ Units	1.00	\$103.59	1,944	\$201,379	
		TYPE SUBTOTAL	1.00	\$103.59		\$201,379	
TOTALS			2.25	\$75.10		\$730,131	

**CITY OF LONG BEACH
REVENUE AND COST SUMMARY WORKSHEET
FY 2020-2021**

SERVICE UNAUTH REMOVAL/DAMAGE LOCK/FLATHEAD		REFERENCE NO. ER-16	
PRIMARY DEPARTMENT GAS SERVICES	UNIT OF SERVICE METER	SERVICE RECIPIENT	
DESCRIPTION OF SERVICE Repair or replacement of a meter lock or flathead which was damaged or removed by the customer.			
CURRENT FEE STRUCTURE \$52 per meter			
<u>REVENUE AND COST COMPARISON</u>			
UNIT REVENUE:	\$52.00	TOTAL REVENUE:	\$26,000
UNIT COST:	\$84.32	TOTAL COST:	\$42,158
UNIT PROFIT (SUBSIDY):	\$(32.32)	TOTAL PROFIT (SUBSIDY):	\$(16,158)
TOTAL UNITS:	500	PCT. COST RECOVERY:	61.67%
SUGGESTED FEE FOR COST RECOVERY OF: 100% Flathead Damage - \$120 per meter Unauthorized Lock Removal - \$30 per meter			

**CITY OF LONG BEACH
COST DETAIL WORKSHEET
FY 2020-2021**

SERVICE UNAUTH REMOVAL/DAMAGE LOCK/FLATHEAD					REFERENCE NO. ER-16		
NOTE Unit Costs are an Average of Total Units					TOTAL UNITS 500		
<u>DEPARTMENT</u>	<u>POSITION</u>	<u>TYPE</u>	<u>UNIT TIME</u>	<u>UNIT COST</u>	<u>ANN. UNITS</u>	<u>TOTAL COST</u>	
UTILITY BILLING	CUST SVC REP III	Flathead Damage	0.50	\$59.08	300	\$17,724	
CALL CENTER	CUST SVC REP III	Flathead Damage	0.17	\$18.99	300	\$5,697	
CUST SRVCE ORDERS	GAS FLD SVC REP II/III	Flathead Damage	0.42	\$43.51	300	\$13,053	
TYPE SUBTOTAL			1.09	\$121.58		\$36,474	
UTILITY BILLING	CUST SVC REP III	Lock Removal	0.08	\$9.45	200	\$1,890	
CALL CENTER	CUST SVC REP III	Lock Removal	0.17	\$18.97	200	\$3,794	
TYPE SUBTOTAL			0.25	\$28.42		\$5,684	
TOTALS			1.34	\$84.32		\$42,158	

**CITY OF LONG BEACH
REVENUE AND COST SUMMARY WORKSHEET
FY 2020-2021**

SERVICE METER TAMPERING RESET		REFERENCE NO. ER-17	
PRIMARY DEPARTMENT GAS SERVICES	UNIT OF SERVICE METER	SERVICE RECIPIENT	
DESCRIPTION OF SERVICE Reset a gas meter that was earlier removed for customer tampering.			
CURRENT FEE STRUCTURE Reset Charge - \$110 per meter			
<u>REVENUE AND COST COMPARISON</u>			
UNIT REVENUE:	\$110.00	TOTAL REVENUE:	\$1,980
UNIT COST:	\$160.67	TOTAL COST:	\$2,892
UNIT PROFIT (SUBSIDY):	\$(50.67)	TOTAL PROFIT (SUBSIDY):	\$(912)
TOTAL UNITS:	18	PCT. COST RECOVERY:	68.46%
SUGGESTED FEE FOR COST RECOVERY OF: 100% Reset Charge: Within one year - \$150 per meter More than one year - \$355 per meter			

**CITY OF LONG BEACH
COST DETAIL WORKSHEET
FY 2020-2021**

SERVICE METER TAMPERING RESET					REFERENCE NO. ER-17		
NOTE Unit Costs are an Average of Total Units					TOTAL UNITS 18		
<u>DEPARTMENT</u>	<u>POSITION</u>	<u>TYPE</u>	<u>UNIT TIME</u>	<u>UNIT COST</u>	<u>ANN. UNITS</u>	<u>TOTAL COST</u>	
UTILITY BILLING	CUST SVC REP III	Within 1 Year	0.33	\$38.99	17	\$663	
CALL CENTER	CUST SVC REP III	Within 1 Year	0.06	\$6.76	17	\$115	
CUST SRVCE ORDERS	GAS FLD SVC REP II/III	Within 1 Year	1.00	\$103.47	17	\$1,759	
TYPE SUBTOTAL			1.39	\$149.22		\$2,537	
UTILITY BILLING	CUST SVC REP III	More Than 1 Year	0.60	\$70.89	1	\$71	
CUST SRVCE ORDERS	GAS FLD SVC REP II/III	More Than 1 Year	0.99	\$102.55	1	\$103	
INSPECTIONS - GAS	CONST INSP II	More Than 1 Year	1.00	\$181.90	1	\$182	
TYPE SUBTOTAL			2.59	\$355.34		\$355	
TOTALS			3.98	\$160.67		\$2,892	

**CITY OF LONG BEACH
REVENUE AND COST SUMMARY WORKSHEET
FY 2020-2021**

SERVICE TECHNICAL SUPPORT		REFERENCE NO. ER-18	
PRIMARY DEPARTMENT GAS SERVICES	UNIT OF SERVICE HOUR	SERVICE RECIPIENT	
DESCRIPTION OF SERVICE Providing software support technical assistance beyond the initial software training and installation.			
CURRENT FEE STRUCTURE \$103 per hour			
<u>REVENUE AND COST COMPARISON</u>			
UNIT REVENUE:	\$0.00	TOTAL REVENUE:	\$0
UNIT COST:	\$0.00	TOTAL COST:	\$0
UNIT PROFIT (SUBSIDY):	\$0.00	TOTAL PROFIT (SUBSIDY):	\$0
TOTAL UNITS:	1	PCT. COST RECOVERY:	0.00%
SUGGESTED FEE FOR COST RECOVERY OF: 100% Charge the fully allocated hourly rate for all personnel involved.			

**CITY OF LONG BEACH
COST DETAIL WORKSHEET
FY 2020-2021**

SERVICE TECHNICAL SUPPORT				REFERENCE NO. ER-18		
NOTE Unit Costs are an Average of Total Units				TOTAL UNITS 1		
<u>DEPARTMENT</u>	<u>POSITION</u>	<u>TYPE</u>	<u>UNIT TIME</u>	<u>UNIT COST</u>	<u>ANN. UNITS</u>	<u>TOTAL COST</u>
			0.00	\$0.00	0	\$0
		TYPE SUBTOTAL	0.00	\$0.00		\$0
TOTALS			0.00	\$0.00		\$0

**CITY OF LONG BEACH
REVENUE AND COST SUMMARY WORKSHEET
FY 2020-2021**

SERVICE METER READ BY CUSTOMER REQUEST		REFERENCE NO. ER-19	
PRIMARY DEPARTMENT UTILITY SERVICES	UNIT OF SERVICE METER READ	SERVICE RECIPIENT	
DESCRIPTION OF SERVICE Re-reading a gas meter at the request of the customer.			
CURRENT FEE STRUCTURE \$25 per meter read			
<u>REVENUE AND COST COMPARISON</u>			
UNIT REVENUE:	\$25.00	TOTAL REVENUE:	\$25
UNIT COST:	\$27.00	TOTAL COST:	\$27
UNIT PROFIT (SUBSIDY):	\$(2.00)	TOTAL PROFIT (SUBSIDY):	\$(2)
TOTAL UNITS:	1	PCT. COST RECOVERY:	92.59%
SUGGESTED FEE FOR COST RECOVERY OF: 100% \$25 per meter read			

**CITY OF LONG BEACH
COST DETAIL WORKSHEET
FY 2020-2021**

SERVICE METER READ BY CUSTOMER REQUEST					REFERENCE NO. ER-19		
NOTE Unit Costs are an Average of Total Units					TOTAL UNITS 1		
<u>DEPARTMENT</u>	<u>POSITION</u>	<u>TYPE</u>	<u>UNIT TIME</u>	<u>UNIT COST</u>	<u>ANN. UNITS</u>	<u>TOTAL COST</u>	
UTILITY BILLING	CUST SVC REP III		0.17	\$20.09	1	\$20	
CALL CENTER	CUST SVC REP III		0.06	\$6.70	1	\$7	
		TYPE SUBTOTAL	0.23	\$26.79		\$27	
TOTALS			0.23	\$27.00		\$27	

**CITY OF LONG BEACH
REVENUE AND COST SUMMARY WORKSHEET
FY 2020-2021**

SERVICE SMART GAS METER OPT OUT INITIAL FEE		REFERENCE NO. ER-20
PRIMARY DEPARTMENT UTILITY SERVICES	UNIT OF SERVICE METER	SERVICE RECIPIENT
DESCRIPTION OF SERVICE Processing an initial request to opt out of the smart gas meter system and receive gas service through an analog meter.		
CURRENT FEE STRUCTURE \$75 per meter		
<u>REVENUE AND COST COMPARISON</u>		
UNIT REVENUE:	\$75.00	TOTAL REVENUE: \$75
UNIT COST:	\$148.00	TOTAL COST: \$148
UNIT PROFIT (SUBSIDY):	\$(73.00)	TOTAL PROFIT (SUBSIDY): \$(73)
TOTAL UNITS:	1	PCT. COST RECOVERY: 50.68%
SUGGESTED FEE FOR COST RECOVERY OF: 100% \$150 per meter		

**CITY OF LONG BEACH
COST DETAIL WORKSHEET
FY 2020-2021**

SERVICE SMART GAS METER OPT OUT INITIAL FEE					REFERENCE NO. ER-20		
NOTE Unit Costs are an Average of Total Units					TOTAL UNITS 1		
<u>DEPARTMENT</u>	<u>POSITION</u>	<u>TYPE</u>	<u>UNIT TIME</u>	<u>UNIT COST</u>	<u>ANN. UNITS</u>	<u>TOTAL COST</u>	
UTILITY BILLING	CUST SVC REP III		0.33	\$38.99	1	\$39	
CALL CENTER	CUST SVC REP III		0.06	\$6.70	1	\$7	
CUST SRVCE ORDERS	GAS FLD SVC REP II/III		0.99	\$102.55	1	\$103	
		TYPE SUBTOTAL	1.38	\$148.24		\$148	
TOTALS			1.38	\$148.00		\$148	

**CITY OF LONG BEACH
REVENUE AND COST SUMMARY WORKSHEET
FY 2020-2021**

SERVICE SMART GAS METER OPT OUT-MONTHLY FEE		REFERENCE NO. ER-21	
PRIMARY DEPARTMENT UTILITY SERVICES	UNIT OF SERVICE METER MONTH	SERVICE RECIPIENT	
DESCRIPTION OF SERVICE Processing the monthly bill associated with the costs to manually read the customer's meter and/or manually bill each month. This includes non-obtained meter reads that result in estimated billing.			
CURRENT FEE STRUCTURE Less than 201 therms per year - \$10 per meter per month 201 or more therms per year - \$25 per meter per month			
<u>REVENUE AND COST COMPARISON</u>			
UNIT REVENUE:	\$120.00	TOTAL REVENUE:	\$1,800
UNIT COST:	\$331.00	TOTAL COST:	\$4,965
UNIT PROFIT (SUBSIDY):	\$(211.00)	TOTAL PROFIT (SUBSIDY):	\$(3,165)
TOTAL UNITS:	15	PCT. COST RECOVERY:	36.25%
SUGGESTED FEE FOR COST RECOVERY OF: 100% \$25 per meter per month			

**CITY OF LONG BEACH
COST DETAIL WORKSHEET
FY 2020-2021**

SERVICE SMART GAS METER OPT OUT-MONTHLY FEE					REFERENCE NO. ER-21	
NOTE Unit Costs are an Average of Total Units					TOTAL UNITS 15	
<u>DEPARTMENT</u>	<u>POSITION</u>	<u>TYPE</u>	<u>UNIT TIME</u>	<u>UNIT COST</u>	<u>ANN. UNITS</u>	<u>TOTAL COST</u>
UTILITY BILLING	CUST SVC REP III	Per Customer 1x Yr	0.17	\$20.09	15	\$301
		TYPE SUBTOTAL	0.17	\$20.09		\$301
CUST SRVCE ORDERS	GAS FLD SVC REP II/III	Monthly Read	0.25	\$25.91	180	\$4,664
		TYPE SUBTOTAL	0.25	\$25.91		\$4,664
TOTALS			0.42	\$331.00		\$4,965

**CITY OF LONG BEACH
REVENUE AND COST SUMMARY WORKSHEET
FY 2020-2021**

SERVICE METER ACCESS INVESTIGATION		REFERENCE NO. ER-22	
PRIMARY DEPARTMENT UTILITY SERVICES	UNIT OF SERVICE METER	SERVICE RECIPIENT	
DESCRIPTION OF SERVICE Compilation of a meter access investigation report, which is necessary because the customer did not make permanent arrangements to allow access to the meter to determine consumption.			
CURRENT FEE STRUCTURE \$38 per meter			
<u>REVENUE AND COST COMPARISON</u>			
UNIT REVENUE:	\$38.00	TOTAL REVENUE:	\$38
UNIT COST:	\$111.00	TOTAL COST:	\$111
UNIT PROFIT (SUBSIDY):	\$(73.00)	TOTAL PROFIT (SUBSIDY):	\$(73)
TOTAL UNITS:	1	PCT. COST RECOVERY:	34.23%
SUGGESTED FEE FOR COST RECOVERY OF: 100% \$110 per meter			

**CITY OF LONG BEACH
COST DETAIL WORKSHEET
FY 2020-2021**

SERVICE METER ACCESS INVESTIGATION					REFERENCE NO. ER-22		
NOTE Unit Costs are an Average of Total Units					TOTAL UNITS 1		
<u>DEPARTMENT</u>	<u>POSITION</u>	<u>TYPE</u>	<u>UNIT TIME</u>	<u>UNIT COST</u>	<u>ANN. UNITS</u>	<u>TOTAL COST</u>	
UTILITY BILLING	CUST SVC REP III		0.50	\$59.08	1	\$59	
CUST SRVCE ORDERS	GAS FLD SVC REP II/III		0.50	\$51.80	1	\$52	
		TYPE SUBTOTAL	1.00	\$110.88		\$111	
TOTALS			1.00	\$111.00		\$111	

**CITY OF LONG BEACH
REVENUE AND COST SUMMARY WORKSHEET
FY 2020-2021**

SERVICE ILLEGAL GAS/WATER BILLING		REFERENCE NO. ER-23	
PRIMARY DEPARTMENT UTILITY SERVICES	UNIT OF SERVICE HOUR	SERVICE RECIPIENT	
DESCRIPTION OF SERVICE Administrative costs for investigation, analysis, and manual billing for illegal hookups for gas and water service.			
CURRENT FEE STRUCTURE Illegal Gas/Water Hookup - \$43 per hour or any portion thereof			
<u>REVENUE AND COST COMPARISON</u>			
UNIT REVENUE:	\$48.00	TOTAL REVENUE:	\$960
UNIT COST:	\$276.05	TOTAL COST:	\$5,521
UNIT PROFIT (SUBSIDY):	\$(228.05)	TOTAL PROFIT (SUBSIDY):	\$(4,561)
TOTAL UNITS:	20	PCT. COST RECOVERY:	17.39%
SUGGESTED FEE FOR COST RECOVERY OF: 100% Illegal Gas/Water Hookup Billing - \$138 per hour or any portion thereof			

**CITY OF LONG BEACH
COST DETAIL WORKSHEET
FY 2020-2021**

SERVICE ILLEGAL GAS/WATER BILLING					REFERENCE NO. ER-23		
NOTE Unit Costs are an Average of Total Units					TOTAL UNITS 20		
<u>DEPARTMENT</u>	<u>POSITION</u>	<u>TYPE</u>	<u>UNIT TIME</u>	<u>UNIT COST</u>	<u>ANN. UNITS</u>	<u>TOTAL COST</u>	
UTILITY BILLING	CUST SVC REP III		1.00	\$118.15	20	\$2,363	
UTILITY BILLING	CUST SVCS SUPV II		1.00	\$157.88	20	\$3,158	
		TYPE SUBTOTAL	2.00	\$276.03		\$5,521	
TOTALS			2.00	\$276.05		\$5,521	

**CITY OF LONG BEACH
REVENUE AND COST SUMMARY WORKSHEET
FY 2020-2021**

SERVICE METER SET ASSEMBLY (MSA) TAMPER		REFERENCE NO. ER-24
PRIMARY DEPARTMENT GAS SERVICES	UNIT OF SERVICE HOOKUP	SERVICE RECIPIENT
DESCRIPTION OF SERVICE Damage to meter or meter set assembly parts as a result of an illegal hookup. Removal/disconnection of such hookup and/or unauthorized consumption.		
CURRENT FEE STRUCTURE Tampering Charge - \$250 per occurrence in addition to any applicable reconnection and/or past due fees		
<u>REVENUE AND COST COMPARISON</u>		
UNIT REVENUE:	\$48.00	TOTAL REVENUE: \$960
UNIT COST:	\$261.55	TOTAL COST: \$5,231
UNIT PROFIT (SUBSIDY):	\$(213.55)	TOTAL PROFIT (SUBSIDY): \$(4,271)
TOTAL UNITS:	20	PCT. COST RECOVERY: 18.35%
SUGGESTED FEE FOR COST RECOVERY OF: 100% Tampering Charge - \$250 per occurrence in addition to any applicable reconnection and/or past due fees		

**CITY OF LONG BEACH
COST DETAIL WORKSHEET
FY 2020-2021**

SERVICE METER SET ASSEMBLY (MSA) TAMPER					REFERENCE NO. ER-24		
NOTE Unit Costs are an Average of Total Units					TOTAL UNITS 20		
<u>DEPARTMENT</u>	<u>POSITION</u>	<u>TYPE</u>	<u>UNIT TIME</u>	<u>UNIT COST</u>	<u>ANN. UNITS</u>	<u>TOTAL COST</u>	
UTILITY BILLING	CUST SVCS SUPV II		1.00	\$157.87	20	\$3,157	
CUST SRVCE ORDERS	GAS FLD SVC REP II/III		1.00	\$103.67	20	\$2,073	
		TYPE SUBTOTAL	2.00	\$261.54		\$5,231	
TOTALS			2.00	\$261.55		\$5,231	

**CITY OF LONG BEACH
REVENUE AND COST SUMMARY WORKSHEET
FY 2020-2021**

SERVICE RECORD RESEARCH		REFERENCE NO. ER-25	
PRIMARY DEPARTMENT UTILITY SERVICES	UNIT OF SERVICE HOUR	SERVICE RECIPIENT	
DESCRIPTION OF SERVICE Processing a request to research utility account history that is not contained in the on-line billing system or requests for aggregated consumption for State mandates.			
CURRENT FEE STRUCTURE \$43 per hour			
<u>REVENUE AND COST COMPARISON</u>			
UNIT REVENUE:	\$0.00	TOTAL REVENUE:	\$0
UNIT COST:	\$276.00	TOTAL COST:	\$3,036
UNIT PROFIT (SUBSIDY):	\$(276.00)	TOTAL PROFIT (SUBSIDY):	\$(3,036)
TOTAL UNITS:	11	PCT. COST RECOVERY:	0.00%
SUGGESTED FEE FOR COST RECOVERY OF: 100% \$138 per hour			

June 30, 2021

**CITY OF LONG BEACH
COST DETAIL WORKSHEET
FY 2020-2021**

SERVICE RECORD RESEARCH				REFERENCE NO. ER-25		
NOTE Unit Costs are an Average of Total Units				TOTAL UNITS 11		
<u>DEPARTMENT</u>	<u>POSITION</u>	<u>TYPE</u>	<u>UNIT TIME</u>	<u>UNIT COST</u>	<u>ANN. UNITS</u>	<u>TOTAL COST</u>
UTILITY BILLING	CUST SVC REP III	Hourly	1.00	\$118.15	11	\$1,300
UTILITY BILLING	CUST SVCS SUPV II	Hourly	1.00	\$157.88	11	\$1,737
TYPE SUBTOTAL			2.00	\$276.03		\$3,036
TOTALS			2.00	\$276.00		\$3,036

**CITY OF LONG BEACH
REVENUE AND COST SUMMARY WORKSHEET
FY 2020-2021**

SERVICE DUPLICATE BILL IMAGE COPY		REFERENCE NO. ER-26
PRIMARY DEPARTMENT CALL CENTER	UNIT OF SERVICE REQUEST	SERVICE RECIPIENT
DESCRIPTION OF SERVICE Processing a request for duplicate bills.		
CURRENT FEE STRUCTURE \$25 per request (3-10 monthly bills or each year)		
<u>REVENUE AND COST COMPARISON</u>		
UNIT REVENUE:	\$25.00	TOTAL REVENUE:
UNIT COST:	\$27.88	TOTAL COST:
UNIT PROFIT (SUBSIDY):	\$(2.88)	TOTAL PROFIT (SUBSIDY):
TOTAL UNITS:	49	PCT. COST RECOVERY:
		89.68%
SUGGESTED FEE FOR COST RECOVERY OF: 100% \$30 per request (3-10 monthly bills or each year)		

**CITY OF LONG BEACH
COST DETAIL WORKSHEET
FY 2020-2021**

SERVICE DUPLICATE BILL IMAGE COPY					REFERENCE NO. ER-26		
NOTE Unit Costs are an Average of Total Units					TOTAL UNITS 49		
<u>DEPARTMENT</u>	<u>POSITION</u>	<u>TYPE</u>	<u>UNIT TIME</u>	<u>UNIT COST</u>	<u>ANN. UNITS</u>	<u>TOTAL COST</u>	
CALL CENTER	CUST SVC REP III		0.25	\$27.88	49	\$1,366	
		TYPE SUBTOTAL	0.25	\$27.88		\$1,366	
TOTALS			0.25	\$27.88		\$1,366	

**CITY OF LONG BEACH
REVENUE AND COST SUMMARY WORKSHEET
FY 2020-2021**

SERVICE ACCOUNT HISTORY		REFERENCE NO. ER-27	
PRIMARY DEPARTMENT CALL CENTER	UNIT OF SERVICE REQUEST	SERVICE RECIPIENT	
DESCRIPTION OF SERVICE Processing a request for historical utility bill information contained in the Utility Billing system.			
CURRENT FEE STRUCTURE \$17 per account			
<u>REVENUE AND COST COMPARISON</u>			
UNIT REVENUE:	\$17.00	TOTAL REVENUE:	\$2,465
UNIT COST:	\$32.90	TOTAL COST:	\$4,771
UNIT PROFIT (SUBSIDY):	\$(15.90)	TOTAL PROFIT (SUBSIDY):	\$(2,306)
TOTAL UNITS:	145	PCT. COST RECOVERY:	51.67%
SUGGESTED FEE FOR COST RECOVERY OF: 100% Single Account - \$15 per request for first year plus \$7 per each additional year Multiple Accounts - \$40 per request for first year plus \$20 per each additional year			

**CITY OF LONG BEACH
COST DETAIL WORKSHEET
FY 2020-2021**

SERVICE ACCOUNT HISTORY					REFERENCE NO. ER-27		
NOTE Unit Costs are an Average of Total Units					TOTAL UNITS 145		
<u>DEPARTMENT</u>	<u>POSITION</u>	<u>TYPE</u>	<u>UNIT TIME</u>	<u>UNIT COST</u>	<u>ANN. UNITS</u>	<u>TOTAL COST</u>	
CALL CENTER	CUST SVC REP III	Single Acct - Yr 1	0.12	\$13.40	100	\$1,340	
CALL CENTER	CUST SVC REP III	Single Acct-Add'l Yr	0.06	\$6.69	100	\$669	
TYPE SUBTOTAL			0.18	\$20.09		\$2,009	
CALL CENTER	CUST SVC REP III	Mult Acct-Add'l Yr	0.18	\$20.11	45	\$905	
CALL CENTER	CUST SVC REP III	Multi Accts - Yr 1	0.37	\$41.27	45	\$1,857	
TYPE SUBTOTAL			0.55	\$61.38		\$2,762	
TOTALS			0.73	\$32.90		\$4,771	

**CITY OF LONG BEACH
REVENUE AND COST SUMMARY WORKSHEET
FY 2020-2021**

SERVICE SERVICE INSTALLATION UP TO 1 1/4"		REFERENCE NO. ER-28	
PRIMARY DEPARTMENT CONSTR. & PIPELINES	UNIT OF SERVICE SERVICE	SERVICE RECIPIENT	
DESCRIPTION OF SERVICE Construction of new service pipelines up to 1 1/4 inch.			
CURRENT FEE STRUCTURE \$69 per foot (\$1,373 minimum) Mobilization and other charges may apply.			
<u>REVENUE AND COST COMPARISON</u>			
UNIT REVENUE:	\$6,900.00	TOTAL REVENUE:	\$448,500
UNIT COST:	\$4,194.62	TOTAL COST:	\$272,650
UNIT PROFIT (SUBSIDY):	\$2,705.38	TOTAL PROFIT (SUBSIDY):	\$175,850
TOTAL UNITS:	65	PCT. COST RECOVERY:	164.50%
SUGGESTED FEE FOR COST RECOVERY OF: 100% \$2,100 base fee + \$21 per foot from property line Base fee includes mobilization costs Paving and other charges may apply			

**CITY OF LONG BEACH
COST DETAIL WORKSHEET
FY 2020-2021**

SERVICE SERVICE INSTALLATION UP TO 1 1/4"				REFERENCE NO. ER-28		
NOTE Unit Costs are an Average of Total Units				TOTAL UNITS 65		
<u>DEPARTMENT</u>	<u>POSITION</u>	<u>TYPE</u>	<u>UNIT TIME</u>	<u>UNIT COST</u>	<u>ANN. UNITS</u>	<u>TOTAL COST</u>
CONSTR. & PIPELINES	GAS CONSTR. WORKER II	Base 3 Hr Of 4	12.00	\$1,232.50	65	\$80,113
CONSTR. & PIPELINES	SR EQUIP OPERATOR	Base Time	3.00	\$404.49	65	\$26,292
CONSTR. & PIPELINES	GAS MAINT SUPV I	Base Time	3.00	\$460.32	65	\$29,921
TYPE SUBTOTAL			18.00	\$2,097.31		\$136,325
CONSTR. & PIPELINES	GAS CONSTR. WORKER II	+ 100 FT From ROW	12.00	\$1,232.50	65	\$80,113
CONSTR. & PIPELINES	SR EQUIP OPERATOR	+ 100 FT From ROW	3.00	\$404.49	65	\$26,292
CONSTR. & PIPELINES	GAS MAINT SUPV I	+ 100 FT From ROW	3.00	\$460.32	65	\$29,921
TYPE SUBTOTAL			18.00	\$2,097.31		\$136,325
TOTALS			36.00	\$4,194.62		\$272,650

**CITY OF LONG BEACH
REVENUE AND COST SUMMARY WORKSHEET
FY 2020-2021**

SERVICE SERVICE ALTERATION UP TO 1 1/4"		REFERENCE NO. ER-29	
PRIMARY DEPARTMENT CONSTR. & PIPELINES	UNIT OF SERVICE SERVICE	SERVICE RECIPIENT	
DESCRIPTION OF SERVICE Alteration of existing service pipelines up to 1 1/4 inch.			
CURRENT FEE STRUCTURE \$69 per foot (\$1,373 minimum) Mobilization and other charges may apply.			
<u>REVENUE AND COST COMPARISON</u>			
UNIT REVENUE:	\$6,900.00	TOTAL REVENUE:	\$448,500
UNIT COST:	\$1,250.32	TOTAL COST:	\$81,271
UNIT PROFIT (SUBSIDY):	\$5,649.68	TOTAL PROFIT (SUBSIDY):	\$367,229
TOTAL UNITS:	65	PCT. COST RECOVERY:	551.86%
SUGGESTED FEE FOR COST RECOVERY OF: 100% PE - \$1,000 base fee + \$20 per foot from property line Steel - \$1,500 base fee + \$100 per foot from property line Base fee includes mobilization costs Paving and other charges may apply			

**CITY OF LONG BEACH
COST DETAIL WORKSHEET
FY 2020-2021**

SERVICE SERVICE ALTERATION UP TO 1 1/4"					REFERENCE NO. ER-29		
NOTE Unit Costs are an Average of Total Units					TOTAL UNITS 65		
<u>DEPARTMENT</u>	<u>POSITION</u>	<u>TYPE</u>	<u>UNIT TIME</u>	<u>UNIT COST</u>	<u>ANN. UNITS</u>	<u>TOTAL COST</u>	
CONSTR. & PIPELINES	GAS CONSTR. WORKER II	PE	6.00	\$616.23	40	\$24,649	
CONSTR. & PIPELINES	SR EQUIP OPERATOR	PE	1.50	\$202.25	40	\$8,090	
CONSTR. & PIPELINES	GAS MAINT SUPV I	PE	1.50	\$230.16	40	\$9,206	
TYPE SUBTOTAL			9.00	\$1,048.64		\$41,946	
CONSTR. & PIPELINES	GAS CONSTR. WORKER II	Steel	9.00	\$924.39	25	\$23,110	
CONSTR. & PIPELINES	SR EQUIP OPERATOR	Steel	2.25	\$303.37	25	\$7,584	
CONSTR. & PIPELINES	GAS MAINT SUPV I	Steel	2.25	\$345.24	25	\$8,631	
TYPE SUBTOTAL			13.50	\$1,573.00		\$39,325	
TOTALS			22.50	\$1,250.32		\$81,271	

**CITY OF LONG BEACH
REVENUE AND COST SUMMARY WORKSHEET
FY 2020-2021**

SERVICE SERVICE INSTALLATION - PE 2"		REFERENCE NO. ER-30	
PRIMARY DEPARTMENT CONSTR. & PIPELINES	UNIT OF SERVICE SERVICE	SERVICE RECIPIENT	
DESCRIPTION OF SERVICE Construction of new service 2 inch PE pipelines.			
CURRENT FEE STRUCTURE \$102 per foot (\$2,038 minimum) Mobilization and other charges may apply.			
<u>REVENUE AND COST COMPARISON</u>			
UNIT REVENUE:	\$10,200.00	TOTAL REVENUE:	\$20,400
UNIT COST:	\$6,815.50	TOTAL COST:	\$13,631
UNIT PROFIT (SUBSIDY):	\$3,384.50	TOTAL PROFIT (SUBSIDY):	\$6,769
TOTAL UNITS:	2	PCT. COST RECOVERY:	149.66%
SUGGESTED FEE FOR COST RECOVERY OF: 100% \$2,445 base fee + \$21 per foot from ROW line Base fee includes mobilization costs Paving and other charges may apply			

**CITY OF LONG BEACH
COST DETAIL WORKSHEET
FY 2020-2021**

SERVICE SERVICE INSTALLATION - PE 2"					REFERENCE NO. ER-30		
NOTE Unit Costs are an Average of Total Units					TOTAL UNITS 2		
<u>DEPARTMENT</u>	<u>POSITION</u>	<u>TYPE</u>	<u>UNIT TIME</u>	<u>UNIT COST</u>	<u>ANN. UNITS</u>	<u>TOTAL COST</u>	
CONSTR. & PIPELINES	GAS CONSTR. WORKER II	Base 3.5 Hrs Of 4	14.00	\$1,438.28	3	\$4,315	
CONSTR. & PIPELINES	SR EQUIP OPERATOR	Base Time	3.50	\$471.91	3	\$1,416	
CONSTR. & PIPELINES	GAS MAINT SUPV I	Base Time	3.50	\$537.04	3	\$1,611	
TYPE SUBTOTAL			21.00	\$2,447.23		\$7,342	
CONSTR. & PIPELINES	GAS CONSTR. WORKER II	+ 100 FT From ROW	12.00	\$1,232.18	3	\$3,697	
CONSTR. & PIPELINES	SR EQUIP OPERATOR	+ 100 FT From ROW	3.00	\$404.49	3	\$1,213	
CONSTR. & PIPELINES	GAS MAINT SUPV I	+ 100 FT From ROW	3.00	\$459.81	3	\$1,379	
TYPE SUBTOTAL			17.99	\$2,096.48		\$6,289	
TOTALS			39.00	\$6,815.50		\$13,631	

**CITY OF LONG BEACH
REVENUE AND COST SUMMARY WORKSHEET
FY 2020-2021**

SERVICE SERVICE ALTERATION - PE 2"		REFERENCE NO. ER-31	
PRIMARY DEPARTMENT CONSTR. & PIPELINES	UNIT OF SERVICE SERVICE	SERVICE RECIPIENT	
DESCRIPTION OF SERVICE Alteration of existing service 2 inch PE pipelines.			
CURRENT FEE STRUCTURE \$102 per foot (\$2,038 minimum) Mobilization and other charges may apply.			
<u>REVENUE AND COST COMPARISON</u>			
UNIT REVENUE:	\$10,200.00	TOTAL REVENUE:	\$10,200
UNIT COST:	\$1,576.00	TOTAL COST:	\$1,576
UNIT PROFIT (SUBSIDY):	\$8,624.00	TOTAL PROFIT (SUBSIDY):	\$8,624
TOTAL UNITS:	1	PCT. COST RECOVERY:	647.21%
SUGGESTED FEE FOR COST RECOVERY OF: 100% \$1,500 base fee + \$50 per foot from property line Base fee includes mobilization costs Paving and other charges may apply			

June 30, 2021

**CITY OF LONG BEACH
COST DETAIL WORKSHEET
FY 2020-2021**

SERVICE SERVICE ALTERATION - PE 2"				REFERENCE NO. ER-31			
NOTE Unit Costs are an Average of Total Units				TOTAL UNITS 1			
<u>DEPARTMENT</u>	<u>POSITION</u>	<u>TYPE</u>	<u>UNIT TIME</u>	<u>UNIT COST</u>	<u>ANN. UNITS</u>	<u>TOTAL COST</u>	
CONSTR. & PIPELINES	GAS CONSTR. WORKER II		9.01	\$925.42	1	\$925	
CONSTR. & PIPELINES	SR EQUIP OPERATOR		2.25	\$303.37	1	\$303	
CONSTR. & PIPELINES	GAS MAINT SUPV I		2.26	\$346.77	1	\$347	
TYPE SUBTOTAL			13.52	\$1,575.56		\$1,576	
TOTALS			13.52	\$1,576.00		\$1,576	

**CITY OF LONG BEACH
REVENUE AND COST SUMMARY WORKSHEET
FY 2020-2021**

SERVICE SERVICE INSTALLATION - STEEL 2"		REFERENCE NO. ER-32	
PRIMARY DEPARTMENT CONSTR. & PIPELINES	UNIT OF SERVICE SERVICE	SERVICE RECIPIENT	
DESCRIPTION OF SERVICE Construction of new service 2 inch steel pipelines.			
CURRENT FEE STRUCTURE \$102 per foot (\$2,038 minimum) Mobilization and other charges may apply.			
<u>REVENUE AND COST COMPARISON</u>			
UNIT REVENUE:	\$5,100.00	TOTAL REVENUE:	\$15,300
UNIT COST:	\$8,567.67	TOTAL COST:	\$25,703
UNIT PROFIT (SUBSIDY):	\$(3,467.67)	TOTAL PROFIT (SUBSIDY):	\$(10,403)
TOTAL UNITS:	3	PCT. COST RECOVERY:	59.53%
SUGGESTED FEE FOR COST RECOVERY OF: 100% \$3,045 base fee + \$42 per foot from ROW line Base fee includes mobilization costs Paving and other charges may apply			

**CITY OF LONG BEACH
COST DETAIL WORKSHEET
FY 2020-2021**

SERVICE SERVICE INSTALLATION - STEEL 2"					REFERENCE NO. ER-32		
NOTE Unit Costs are an Average of Total Units					TOTAL UNITS 3		
<u>DEPARTMENT</u>	<u>POSITION</u>	<u>TYPE</u>	<u>UNIT TIME</u>	<u>UNIT COST</u>	<u>ANN. UNITS</u>	<u>TOTAL COST</u>	
CONSTR. & PIPELINES	GAS CONSTR. WORKER II	Base 4.25 Hrs Of 4	17.00	\$1,746.28	5	\$8,731	
CONSTR. & PIPELINES	SR EQUIP OPERATOR	Base Time	4.50	\$606.74	5	\$3,034	
CONSTR. & PIPELINES	GAS MAINT SUPV I	Base Time	4.50	\$690.48	5	\$3,452	
TYPE SUBTOTAL			26.00	\$3,043.50		\$15,218	
CONSTR. & PIPELINES	GAS CONSTR. WORKER II	+ 50 FT From ROW	12.00	\$1,232.31	5	\$6,162	
CONSTR. & PIPELINES	SR EQUIP OPERATOR	+ 50 FT From ROW	3.00	\$404.49	5	\$2,022	
CONSTR. & PIPELINES	GAS MAINT SUPV I	+ 50 FT From ROW	3.00	\$460.32	5	\$2,302	
TYPE SUBTOTAL			18.00	\$2,097.12		\$10,486	
TOTALS			44.00	\$8,567.67		\$25,703	

**CITY OF LONG BEACH
REVENUE AND COST SUMMARY WORKSHEET
FY 2020-2021**

SERVICE SERVICE ALTERATION - STEEL 2"		REFERENCE NO. ER-33	
PRIMARY DEPARTMENT CONSTR. & PIPELINES	UNIT OF SERVICE SERVICE	SERVICE RECIPIENT	
DESCRIPTION OF SERVICE Alteration of existing service 2 inch steel pipelines.			
CURRENT FEE STRUCTURE \$102 per foot (\$2,038 minimum) Mobilization and other charges may apply.			
<u>REVENUE AND COST COMPARISON</u>			
UNIT REVENUE:	\$5,100.00	TOTAL REVENUE:	\$10,200
UNIT COST:	\$2,097.50	TOTAL COST:	\$4,195
UNIT PROFIT (SUBSIDY):	\$3,002.50	TOTAL PROFIT (SUBSIDY):	\$6,005
TOTAL UNITS:	2	PCT. COST RECOVERY:	243.15%
SUGGESTED FEE FOR COST RECOVERY OF: 100% \$2,000 base fee + \$100 per foot from property line Base fee includes mobilization costs Paving and other charges may apply			

**CITY OF LONG BEACH
COST DETAIL WORKSHEET
FY 2020-2021**

SERVICE SERVICE ALTERATION - STEEL 2"				REFERENCE NO. ER-33			
NOTE Unit Costs are an Average of Total Units				TOTAL UNITS 2			
<u>DEPARTMENT</u>	<u>POSITION</u>	<u>TYPE</u>	<u>UNIT TIME</u>	<u>UNIT COST</u>	<u>ANN. UNITS</u>	<u>TOTAL COST</u>	
CONSTR. & PIPELINES	GAS CONSTR. WORKER II		12.00	\$1,232.01	2	\$2,464	
CONSTR. & PIPELINES	SR EQUIP OPERATOR		3.00	\$404.49	2	\$809	
CONSTR. & PIPELINES	GAS MAINT SUPV I		3.01	\$461.09	2	\$922	
		TYPE SUBTOTAL	18.00	\$2,097.59		\$4,195	
TOTALS			18.00	\$2,097.50		\$4,195	

**CITY OF LONG BEACH
REVENUE AND COST SUMMARY WORKSHEET
FY 2020-2021**

SERVICE MAIN CONSTRUCTION - 2"		REFERENCE NO. ER-34	
PRIMARY DEPARTMENT CONSTR. & PIPELINES	UNIT OF SERVICE MAIN	SERVICE RECIPIENT	
DESCRIPTION OF SERVICE Construction of new 2 inch main pipelines.			
CURRENT FEE STRUCTURE \$83 per foot (\$4,160 minimum) Mobilization and other charges may apply.			
<u>REVENUE AND COST COMPARISON</u>			
UNIT REVENUE:	\$8,300.00	TOTAL REVENUE:	\$8,300
UNIT COST:	\$10,905.00	TOTAL COST:	\$10,905
UNIT PROFIT (SUBSIDY):	\$(2,605.00)	TOTAL PROFIT (SUBSIDY):	\$(2,605)
TOTAL UNITS:	1	PCT. COST RECOVERY:	76.11%
SUGGESTED FEE FOR COST RECOVERY OF: 100% \$10,905 base fee + \$86 per foot over 100 feet Base fee includes mobilization costs Charge actual costs if work is performed by an outside third party. Paving and other charges may apply			

**CITY OF LONG BEACH
COST DETAIL WORKSHEET
FY 2020-2021**

SERVICE MAIN CONSTRUCTION - 2"				REFERENCE NO. ER-34		
NOTE Unit Costs are an Average of Total Units				TOTAL UNITS 1		
<u>DEPARTMENT</u>	<u>POSITION</u>	<u>TYPE</u>	<u>UNIT TIME</u>	<u>UNIT COST</u>	<u>ANN. UNITS</u>	<u>TOTAL COST</u>
CONSTR. & PIPELINES	GAS CONSTR. WORKER II	Per 100' 10 Hr Of 4	40.00	\$4,108.40	1	\$4,108
CONSTR. & PIPELINES	SR EQUIP OPERATOR	Per 100'	10.00	\$1,348.30	1	\$1,348
CONSTR. & PIPELINES	GAS MAINT SUPV I	Per 100'	10.00	\$1,534.40	1	\$1,534
CONSTR. & PIPELINES		Contract Cost	0.00	\$3,914.00	1	\$3,914
		TYPE SUBTOTAL	60.00	\$10,905.10		\$10,905
TOTALS			60.00	\$10,905.00		\$10,905

**CITY OF LONG BEACH
REVENUE AND COST SUMMARY WORKSHEET
FY 2020-2021**

SERVICE MAIN CONSTRUCTION - PE 4-6"		REFERENCE NO. ER-35	
PRIMARY DEPARTMENT CONSTR. & PIPELINES	UNIT OF SERVICE MAIN	SERVICE RECIPIENT	
DESCRIPTION OF SERVICE Construction of new 4-6 inch PE main pipelines.			
CURRENT FEE STRUCTURE 4" Main - \$133 per foot (\$6,760 minimum) 6" Main - \$156 per foot (\$16,640 minimum) Mobilization and other charges may apply.			
REVENUE AND COST COMPARISON			
UNIT REVENUE:	\$13,300.00	TOTAL REVENUE:	\$13,300
UNIT COST:	\$12,302.00	TOTAL COST:	\$12,302
UNIT PROFIT (SUBSIDY):	\$998.00	TOTAL PROFIT (SUBSIDY):	\$998
TOTAL UNITS:	1	PCT. COST RECOVERY:	108.11%
SUGGESTED FEE FOR COST RECOVERY OF: 100% \$12,300 base fee + \$102 per foot over 100 feet Base fee includes mobilization costs Charge actual costs if work is performed by an outside third party. Paving and other charges may apply			

**CITY OF LONG BEACH
COST DETAIL WORKSHEET
FY 2020-2021**

SERVICE MAIN CONSTRUCTION - PE 4-6"				REFERENCE NO. ER-35		
NOTE Unit Costs are an Average of Total Units				TOTAL UNITS 1		
<u>DEPARTMENT</u>	<u>POSITION</u>	<u>TYPE</u>	<u>UNIT TIME</u>	<u>UNIT COST</u>	<u>ANN. UNITS</u>	<u>TOTAL COST</u>
CONSTR. & PIPELINES	GAS CONSTR. WORKER II	Per 100' 12 Hr Of 4	47.99	\$4,929.05	1	\$4,929
CONSTR. & PIPELINES	SR EQUIP OPERATOR	Per 100'	12.00	\$1,617.96	1	\$1,618
CONSTR. & PIPELINES	GAS MAINT SUPV I	Per 100'	12.00	\$1,841.28	1	\$1,841
CONSTR. & PIPELINES		Contract Cost	0.00	\$3,914.00	1	\$3,914
		TYPE SUBTOTAL	71.99	\$12,302.29		\$12,302
TOTALS			71.99	\$12,302.00		\$12,302

**CITY OF LONG BEACH
REVENUE AND COST SUMMARY WORKSHEET
FY 2020-2021**

SERVICE MAIN CONSTRUCTION - STEEL 4-6"		REFERENCE NO. ER-36	
PRIMARY DEPARTMENT CONSTR. & PIPELINES	UNIT OF SERVICE MAIN	SERVICE RECIPIENT	
DESCRIPTION OF SERVICE Construction of new 4-6 inch steel main pipelines.			
CURRENT FEE STRUCTURE Actual Costs			
<u>REVENUE AND COST COMPARISON</u>			
UNIT REVENUE:	\$9,360.00	TOTAL REVENUE:	\$9,360
UNIT COST:	\$9,715.00	TOTAL COST:	\$9,715
UNIT PROFIT (SUBSIDY):	\$(355.00)	TOTAL PROFIT (SUBSIDY):	\$(355)
TOTAL UNITS:	1	PCT. COST RECOVERY:	96.35%
SUGGESTED FEE FOR COST RECOVERY OF: 100%			
\$9,715 base fee + \$122 per foot over 60 feet			
Base fee includes mobilization costs			
Charge actual costs if work is performed by an outside third party.			
Paving and other charges may apply			

**CITY OF LONG BEACH
COST DETAIL WORKSHEET
FY 2020-2021**

SERVICE MAIN CONSTRUCTION - STEEL 4-6"					REFERENCE NO. ER-36		
NOTE Unit Costs are an Average of Total Units					TOTAL UNITS 1		
<u>DEPARTMENT</u>	<u>POSITION</u>	<u>TYPE</u>	<u>UNIT TIME</u>	<u>UNIT COST</u>	<u>ANN. UNITS</u>	<u>TOTAL COST</u>	
CONSTR. & PIPELINES	GAS CONSTR. WORKER II	Per 60 FT 8 Hr Of 4	32.02	\$3,288.77	1	\$3,289	
CONSTR. & PIPELINES	SR EQUIP OPERATOR	Per 60 FT	8.00	\$1,078.64	1	\$1,079	
CONSTR. & PIPELINES	GAS MAINT SUPV I	Per 60 FT	8.00	\$1,227.52	1	\$1,228	
CONSTR. & PIPELINES		Contract Cost	0.00	\$4,120.00	1	\$4,120	
		TYPE SUBTOTAL	48.02	\$9,714.93		\$9,715	
TOTALS			48.02	\$9,715.00		\$9,715	

**CITY OF LONG BEACH
REVENUE AND COST SUMMARY WORKSHEET
FY 2020-2021**

SERVICE MAIN CONSTRUCTION - OVER 6"		REFERENCE NO. ER-37	
PRIMARY DEPARTMENT CONSTR. & PIPELINES	UNIT OF SERVICE MAIN	SERVICE RECIPIENT	
DESCRIPTION OF SERVICE Construction of new main pipelines over 6 inches.			
CURRENT FEE STRUCTURE Actual Costs			
<u>REVENUE AND COST COMPARISON</u>			
UNIT REVENUE:	\$0.00	TOTAL REVENUE:	\$0
UNIT COST:	\$0.00	TOTAL COST:	\$0
UNIT PROFIT (SUBSIDY):	\$0.00	TOTAL PROFIT (SUBSIDY):	\$0
TOTAL UNITS:	1	PCT. COST RECOVERY:	0.00%
SUGGESTED FEE FOR COST RECOVERY OF: 100%			
Charge the fully allocated hourly rates for all personnel involved plus any outside costs and parts/supplies			

**CITY OF LONG BEACH
COST DETAIL WORKSHEET
FY 2020-2021**

SERVICE MAIN CONSTRUCTION - OVER 6"				REFERENCE NO. ER-37		
NOTE Unit Costs are an Average of Total Units				TOTAL UNITS 1		
<u>DEPARTMENT</u>	<u>POSITION</u>	<u>TYPE</u>	<u>UNIT TIME</u>	<u>UNIT COST</u>	<u>ANN. UNITS</u>	<u>TOTAL COST</u>
CONSTR. & PIPELINES	GAS CONSTR. WORKER II	Actual Costs	0.00	\$0.00	1	\$0
		TYPE SUBTOTAL	0.00	\$0.00		\$0
TOTALS			0.00	\$0.00		\$0

**CITY OF LONG BEACH
REVENUE AND COST SUMMARY WORKSHEET
FY 2020-2021**

SERVICE MAIN PIPELINE REPAIR		REFERENCE NO. ER-38	
PRIMARY DEPARTMENT CONSTR. & PIPELINES	UNIT OF SERVICE MAIN	SERVICE RECIPIENT	
DESCRIPTION OF SERVICE Repair of main pipelines damaged by a third party in the public right-of-way.			
CURRENT FEE STRUCTURE \$624 per hour (\$1,248 minimum) Paving and other charges may apply.			
<u>REVENUE AND COST COMPARISON</u>			
UNIT REVENUE:	\$0.00	TOTAL REVENUE:	\$0
UNIT COST:	\$0.00	TOTAL COST:	\$0
UNIT PROFIT (SUBSIDY):	\$0.00	TOTAL PROFIT (SUBSIDY):	\$0
TOTAL UNITS:	1	PCT. COST RECOVERY:	0.00%
SUGGESTED FEE FOR COST RECOVERY OF: 100% Charge the fully allocated hourly rates for all personnel involved plus any outside costs and parts/supplies			

**CITY OF LONG BEACH
COST DETAIL WORKSHEET
FY 2020-2021**

SERVICE MAIN PIPELINE REPAIR				REFERENCE NO. ER-38		
NOTE Unit Costs are an Average of Total Units				TOTAL UNITS 1		
<u>DEPARTMENT</u>	<u>POSITION</u>	<u>TYPE</u>	<u>UNIT TIME</u>	<u>UNIT COST</u>	<u>ANN. UNITS</u>	<u>TOTAL COST</u>
CONSTR. & PIPELINES	GAS CONSTR. WORKER II	Actual Costs	0.00	\$0.00	1	\$0
		TYPE SUBTOTAL	0.00	\$0.00		\$0
		TOTALS	0.00	\$0.00		\$0

**CITY OF LONG BEACH
REVENUE AND COST SUMMARY WORKSHEET
FY 2020-2021**

SERVICE PC FITTING LINE STOPPER TO 4" HALF		REFERENCE NO. ER-39	
PRIMARY DEPARTMENT CONSTR. & PIPELINES	UNIT OF SERVICE FITTING	SERVICE RECIPIENT	
DESCRIPTION OF SERVICE Installation, testing, tapping and stopping of 2 through 4 inch low pressure line stopper (Half PC)			
CURRENT FEE STRUCTURE \$744 per fitting Mobilization and other charges may apply.			
<u>REVENUE AND COST COMPARISON</u>			
UNIT REVENUE:	\$744.00	TOTAL REVENUE:	\$6,696
UNIT COST:	\$734.56	TOTAL COST:	\$6,611
UNIT PROFIT (SUBSIDY):	\$9.44	TOTAL PROFIT (SUBSIDY):	\$85
TOTAL UNITS:	9	PCT. COST RECOVERY:	101.29%
SUGGESTED FEE FOR COST RECOVERY OF: 100% New - \$765 per fitting Reuse - \$480 per fitting plus actual cost of fitting and supplies Mobilization and other charges may apply			

**CITY OF LONG BEACH
COST DETAIL WORKSHEET
FY 2020-2021**

SERVICE PC FITTING LINE STOPPER TO 4" HALF					REFERENCE NO. ER-39		
NOTE Unit Costs are an Average of Total Units					TOTAL UNITS 9		
<u>DEPARTMENT</u>	<u>POSITION</u>	<u>TYPE</u>	<u>UNIT TIME</u>	<u>UNIT COST</u>	<u>ANN. UNITS</u>	<u>TOTAL COST</u>	
CONSTR. & PIPELINES	GAS CONSTR. WORKER III	New	4.00	\$478.40	8	\$3,827	
CONSTR. & PIPELINES	GAS PIPELINE WELDER	New	2.00	\$288.16	8	\$2,305	
TYPE SUBTOTAL			6.00	\$766.56		\$6,132	
CONSTR. & PIPELINES	GAS CONSTR. WORKER III	Reuse	4.00	\$478.40	1	\$478	
TYPE SUBTOTAL			4.00	\$478.40		\$478	
TOTALS			10.00	\$734.56		\$6,611	

**CITY OF LONG BEACH
REVENUE AND COST SUMMARY WORKSHEET
FY 2020-2021**

SERVICE PC FITTING LINE STOPPER TO 4" FULL		REFERENCE NO. ER-40	
PRIMARY DEPARTMENT CONSTR. & PIPELINES	UNIT OF SERVICE FITTING	SERVICE RECIPIENT	
DESCRIPTION OF SERVICE Installation, testing, tapping and stopping of 2 through 4 inch full encirclement line stopper (Full PC)			
CURRENT FEE STRUCTURE \$1,693 per fitting Mobilization and other charges may apply.			
<u>REVENUE AND COST COMPARISON</u>			
UNIT REVENUE:	\$1,693.00	TOTAL REVENUE:	\$13,544
UNIT COST:	\$1,965.38	TOTAL COST:	\$15,723
UNIT PROFIT (SUBSIDY):	\$(272.38)	TOTAL PROFIT (SUBSIDY):	\$(2,179)
TOTAL UNITS:	8	PCT. COST RECOVERY:	86.14%
SUGGESTED FEE FOR COST RECOVERY OF: 100% New - \$2,110 per fitting Reuse - \$955 per fitting plus actual cost of fitting and supplies Mobilization and other charges may apply			

**CITY OF LONG BEACH
COST DETAIL WORKSHEET
FY 2020-2021**

SERVICE PC FITTING LINE STOPPER TO 4" FULL					REFERENCE NO. ER-40		
NOTE Unit Costs are an Average of Total Units					TOTAL UNITS 8		
<u>DEPARTMENT</u>	<u>POSITION</u>	<u>TYPE</u>	<u>UNIT TIME</u>	<u>UNIT COST</u>	<u>ANN. UNITS</u>	<u>TOTAL COST</u>	
CONSTR. & PIPELINES	GAS CONSTR. WORKER III	New	8.00	\$956.80	7	\$6,698	
CONSTR. & PIPELINES	GAS PIPELINE WELDER	New	8.00	\$1,152.64	7	\$8,068	
TYPE SUBTOTAL			16.00	\$2,109.44		\$14,766	
CONSTR. & PIPELINES	GAS CONSTR. WORKER III	Reuse	8.00	\$956.80	1	\$957	
TYPE SUBTOTAL			8.00	\$956.80		\$957	
TOTALS			24.00	\$1,965.38		\$15,723	

**CITY OF LONG BEACH
REVENUE AND COST SUMMARY WORKSHEET
FY 2020-2021**

SERVICE PC FITTING LINE STOPPER 6-8" FULL		REFERENCE NO. ER-41	
PRIMARY DEPARTMENT CONSTR. & PIPELINES	UNIT OF SERVICE FITTING	SERVICE RECIPIENT	
DESCRIPTION OF SERVICE Installation, testing, tapping and stopping of 6 through 8 inch full encirclement line stopper (Full PC)			
CURRENT FEE STRUCTURE \$2,520 per fitting Mobilization and other charges may apply.			
<u>REVENUE AND COST COMPARISON</u>			
UNIT REVENUE:	\$2,520.00	TOTAL REVENUE:	\$32,760
UNIT COST:	\$2,020.77	TOTAL COST:	\$26,270
UNIT PROFIT (SUBSIDY):	\$499.23	TOTAL PROFIT (SUBSIDY):	\$6,490
TOTAL UNITS:	13	PCT. COST RECOVERY:	124.70%
SUGGESTED FEE FOR COST RECOVERY OF: 100% New - \$2.110 per fitting Reuse - \$955 per fitting plus actual cost of fitting and supplies Mobilization and other charges may apply			

**CITY OF LONG BEACH
COST DETAIL WORKSHEET
FY 2020-2021**

SERVICE PC FITTING LINE STOPPER 6-8" FULL					REFERENCE NO. ER-41		
NOTE Unit Costs are an Average of Total Units					TOTAL UNITS 13		
<u>DEPARTMENT</u>	<u>POSITION</u>	<u>TYPE</u>	<u>UNIT TIME</u>	<u>UNIT COST</u>	<u>ANN. UNITS</u>	<u>TOTAL COST</u>	
CONSTR. & PIPELINES	GAS CONSTR. WORKER III	New	8.00	\$956.80	12	\$11,482	
CONSTR. & PIPELINES	GAS PIPELINE WELDER	New	8.00	\$1,152.64	12	\$13,832	
TYPE SUBTOTAL			16.00	\$2,109.44		\$25,313	
CONSTR. & PIPELINES	GAS CONSTR. WORKER III	Reuse	8.00	\$956.80	1	\$957	
TYPE SUBTOTAL			8.00	\$956.80		\$957	
TOTALS			24.00	\$2,020.77		\$26,270	

**CITY OF LONG BEACH
REVENUE AND COST SUMMARY WORKSHEET
FY 2020-2021**

SERVICE PC FITTING LINE STOPPER 10-12" FULL		REFERENCE NO. ER-42	
PRIMARY DEPARTMENT CONSTR. & PIPELINES	UNIT OF SERVICE FITTING	SERVICE RECIPIENT	
DESCRIPTION OF SERVICE Installation, testing, tapping and stopping of 10 through 12 inch full encirclement line stopper (Full PC)			
CURRENT FEE STRUCTURE \$12,355 per fitting Mobilization and other charges may apply.			
<u>REVENUE AND COST COMPARISON</u>			
UNIT REVENUE:	\$12,355.00	TOTAL REVENUE:	\$49,420
UNIT COST:	\$2,732.00	TOTAL COST:	\$10,928
UNIT PROFIT (SUBSIDY):	\$9,623.00	TOTAL PROFIT (SUBSIDY):	\$38,492
TOTAL UNITS:	4	PCT. COST RECOVERY:	452.23%
SUGGESTED FEE FOR COST RECOVERY OF: 100% New - \$3,165 per fitting Reuse - \$1,435 per fitting plus actual cost of fitting and supplies Mobilization and other charges may apply			

**CITY OF LONG BEACH
COST DETAIL WORKSHEET
FY 2020-2021**

SERVICE PC FITTING LINE STOPPER 10-12" FULL					REFERENCE NO. ER-42		
NOTE Unit Costs are an Average of Total Units					TOTAL UNITS 4		
<u>DEPARTMENT</u>	<u>POSITION</u>	<u>TYPE</u>	<u>UNIT TIME</u>	<u>UNIT COST</u>	<u>ANN. UNITS</u>	<u>TOTAL COST</u>	
CONSTR. & PIPELINES	GAS CONSTR. WORKER III	New	12.00	\$1,435.20	3	\$4,306	
CONSTR. & PIPELINES	GAS PIPELINE WELDER	New	12.00	\$1,728.96	3	\$5,187	
TYPE SUBTOTAL			24.00	\$3,164.16		\$9,492	
CONSTR. & PIPELINES	GAS CONSTR. WORKER III	Reuse	12.00	\$1,435.20	1	\$1,435	
TYPE SUBTOTAL			12.00	\$1,435.20		\$1,435	
TOTALS			36.00	\$2,732.00		\$10,928	

**CITY OF LONG BEACH
REVENUE AND COST SUMMARY WORKSHEET
FY 2020-2021**

SERVICE PC FITTING LINE STOPPER OVER 12"		REFERENCE NO. ER-43
PRIMARY DEPARTMENT CONSTR. & PIPELINES	UNIT OF SERVICE FITTING	SERVICE RECIPIENT
DESCRIPTION OF SERVICE Installation, testing, tapping and stopping of over 12 inch full encirclement line stopper (Full PC)		
CURRENT FEE STRUCTURE Actual Costs		
<u>REVENUE AND COST COMPARISON</u>		
UNIT REVENUE:	\$0.00	TOTAL REVENUE: \$0
UNIT COST:	\$0.00	TOTAL COST: \$0
UNIT PROFIT (SUBSIDY):	\$0.00	TOTAL PROFIT (SUBSIDY): \$0
TOTAL UNITS:	1	PCT. COST RECOVERY: 0.00%
SUGGESTED FEE FOR COST RECOVERY OF: 100%		
Charge the fully allocated hourly rates for all personnel involved plus any outside costs and parts/supplies		
Mobilization and other charges may apply		

June 30, 2021

**CITY OF LONG BEACH
COST DETAIL WORKSHEET
FY 2020-2021**

SERVICE PC FITTING LINE STOPPER OVER 12"				REFERENCE NO. ER-43		
NOTE Unit Costs are an Average of Total Units				TOTAL UNITS 1		
<u>DEPARTMENT</u>	<u>POSITION</u>	<u>TYPE</u>	<u>UNIT TIME</u>	<u>UNIT COST</u>	<u>ANN. UNITS</u>	<u>TOTAL COST</u>
CONSTR. & PIPELINES	GAS CONSTR. WORKER III	Actual Costs	0.00	\$0.00	1	\$0
TYPE SUBTOTAL			0.00	\$0.00		\$0
TOTALS			0.00	\$0.00		\$0

**CITY OF LONG BEACH
REVENUE AND COST SUMMARY WORKSHEET
FY 2020-2021**

SERVICE PC FITTING BRANCH CONNECT 2"		REFERENCE NO. ER-44	
PRIMARY DEPARTMENT CONSTR. & PIPELINES	UNIT OF SERVICE FITTING	SERVICE RECIPIENT	
DESCRIPTION OF SERVICE Installation, testing and tapping of a 2 inch branch connection service tee.			
CURRENT FEE STRUCTURE \$315 per fitting Mobilization and other charges may apply.			
<u>REVENUE AND COST COMPARISON</u>			
UNIT REVENUE:	\$315.00	TOTAL REVENUE:	\$315
UNIT COST:	\$264.00	TOTAL COST:	\$264
UNIT PROFIT (SUBSIDY):	\$51.00	TOTAL PROFIT (SUBSIDY):	\$51
TOTAL UNITS:	1	PCT. COST RECOVERY:	119.32%
SUGGESTED FEE FOR COST RECOVERY OF: 100% \$265 per fitting plus actual cost of fitting and supplies Mobilization and other charges may apply			

**CITY OF LONG BEACH
COST DETAIL WORKSHEET
FY 2020-2021**

SERVICE PC FITTING BRANCH CONNECT 2"				REFERENCE NO. ER-44			
NOTE Unit Costs are an Average of Total Units				TOTAL UNITS 1			
<u>DEPARTMENT</u>	<u>POSITION</u>	<u>TYPE</u>	<u>UNIT TIME</u>	<u>UNIT COST</u>	<u>ANN. UNITS</u>	<u>TOTAL COST</u>	
CONSTR. & PIPELINES	GAS CONSTR. WORKER III		1.00	\$119.60	1	\$120	
CONSTR. & PIPELINES	GAS PIPELINE WELDER		1.00	\$144.08	1	\$144	
		TYPE SUBTOTAL	2.00	\$263.68		\$264	
TOTALS			2.00	\$264.00		\$264	

**CITY OF LONG BEACH
REVENUE AND COST SUMMARY WORKSHEET
FY 2020-2021**

SERVICE PC FITTING BRANCH CONNECT 3-4"		REFERENCE NO. ER-45	
PRIMARY DEPARTMENT CONSTR. & PIPELINES	UNIT OF SERVICE FITTING	SERVICE RECIPIENT	
DESCRIPTION OF SERVICE Installation, testing and tapping of a 3-4 inch branch connection service tee.			
CURRENT FEE STRUCTURE \$963 per fitting Mobilization and other charges may apply.			
REVENUE AND COST COMPARISON			
UNIT REVENUE:	\$963.00	TOTAL REVENUE:	\$6,741
UNIT COST:	\$527.43	TOTAL COST:	\$3,692
UNIT PROFIT (SUBSIDY):	\$435.57	TOTAL PROFIT (SUBSIDY):	\$3,049
TOTAL UNITS:	7	PCT. COST RECOVERY:	182.58%
SUGGESTED FEE FOR COST RECOVERY OF: 100% \$525 per fitting plus actual cost of fitting and supplies Mobilization and other charges may apply			

**CITY OF LONG BEACH
COST DETAIL WORKSHEET
FY 2020-2021**

SERVICE PC FITTING BRANCH CONNECT 3-4"				REFERENCE NO. ER-45			
NOTE Unit Costs are an Average of Total Units				TOTAL UNITS 7			
<u>DEPARTMENT</u>	<u>POSITION</u>	<u>TYPE</u>	<u>UNIT TIME</u>	<u>UNIT COST</u>	<u>ANN. UNITS</u>	<u>TOTAL COST</u>	
CONSTR. & PIPELINES	GAS CONSTR. WORKER III		2.00	\$239.20	7	\$1,674	
CONSTR. & PIPELINES	GAS PIPELINE WELDER		2.00	\$288.16	7	\$2,017	
		TYPE SUBTOTAL	4.00	\$527.36		\$3,692	
TOTALS			4.00	\$527.43		\$3,692	

**CITY OF LONG BEACH
REVENUE AND COST SUMMARY WORKSHEET
FY 2020-2021**

SERVICE PC FITTING BRANCH CONNECT 6-8"		REFERENCE NO. ER-46	
PRIMARY DEPARTMENT CONSTR. & PIPELINES	UNIT OF SERVICE FITTING	SERVICE RECIPIENT	
DESCRIPTION OF SERVICE Installation, testing and tapping of a 6-8 inch branch connection service tee.			
CURRENT FEE STRUCTURE \$1,428 per fitting Mobilization and other charges may apply.			
<u>REVENUE AND COST COMPARISON</u>			
UNIT REVENUE:	\$1,428.00	TOTAL REVENUE:	\$1,428
UNIT COST:	\$791.00	TOTAL COST:	\$791
UNIT PROFIT (SUBSIDY):	\$637.00	TOTAL PROFIT (SUBSIDY):	\$637
TOTAL UNITS:	1	PCT. COST RECOVERY:	180.53%
SUGGESTED FEE FOR COST RECOVERY OF: 100% \$790 per fitting plus actual cost of fitting and supplies Mobilization and other charges may apply			

**CITY OF LONG BEACH
COST DETAIL WORKSHEET
FY 2020-2021**

SERVICE PC FITTING BRANCH CONNECT 6-8"				REFERENCE NO. ER-46			
NOTE Unit Costs are an Average of Total Units				TOTAL UNITS 1			
<u>DEPARTMENT</u>	<u>POSITION</u>	<u>TYPE</u>	<u>UNIT TIME</u>	<u>UNIT COST</u>	<u>ANN. UNITS</u>	<u>TOTAL COST</u>	
CONSTR. & PIPELINES	GAS CONSTR. WORKER III		3.00	\$358.80	1	\$359	
CONSTR. & PIPELINES	GAS PIPELINE WELDER		3.00	\$432.24	1	\$432	
		TYPE SUBTOTAL	6.00	\$791.04		\$791	
TOTALS			6.00	\$791.00		\$791	

**CITY OF LONG BEACH
REVENUE AND COST SUMMARY WORKSHEET
FY 2020-2021**

SERVICE SERVICE PIPELINE DISCONNECTION		REFERENCE NO. ER-47	
PRIMARY DEPARTMENT CONSTR. & PIPELINES	UNIT OF SERVICE DISCONNECTION	SERVICE RECIPIENT	
DESCRIPTION OF SERVICE Disconnection of an existing pipeline at gas main or in the public right-of-way.			
CURRENT FEE STRUCTURE \$364 per hour (\$1,373 minimum) On Property or Riser Relocation - \$343 per hour (\$686 minimum) Paving and other charges may apply.			
REVENUE AND COST COMPARISON			
UNIT REVENUE:	\$1,373.00	TOTAL REVENUE:	\$52,174
UNIT COST:	\$2,165.66	TOTAL COST:	\$82,295
UNIT PROFIT (SUBSIDY):	\$(792.66)	TOTAL PROFIT (SUBSIDY):	\$(30,121)
TOTAL UNITS:	38	PCT. COST RECOVERY:	63.40%
SUGGESTED FEE FOR COST RECOVERY OF: 100% Up to 1 1/4": PE - \$1,000 Steel - \$1,500 2" & greater: PE - \$1,500 Steel - \$2,000 Paving and other charges may apply			

**CITY OF LONG BEACH
COST DETAIL WORKSHEET
FY 2020-2021**

SERVICE SERVICE PIPELINE DISCONNECTION					REFERENCE NO. ER-47		
NOTE Unit Costs are an Average of Total Units					TOTAL UNITS 38		
<u>DEPARTMENT</u>	<u>POSITION</u>	<u>TYPE</u>	<u>UNIT TIME</u>	<u>UNIT COST</u>	<u>ANN. UNITS</u>	<u>TOTAL COST</u>	
CONSTR. & PIPELINES	GAS CONSTR. WORKER II		9.00	\$924.36	38	\$35,126	
CONSTR. & PIPELINES	GAS PIPELINE WELDER		2.25	\$324.18	38	\$12,319	
CONSTR. & PIPELINES	SR EQUIP OPERATOR		2.25	\$303.37	38	\$11,528	
CONSTR. & PIPELINES	GAS MAINT SUPV I		4.00	\$613.76	38	\$23,323	
		TYPE SUBTOTAL	17.50	\$2,165.67		\$82,295	
TOTALS			17.50	\$2,165.66		\$82,295	

**CITY OF LONG BEACH
REVENUE AND COST SUMMARY WORKSHEET
FY 2020-2021**

SERVICE SERVICE PIPELINE REPAIR		REFERENCE NO. ER-48	
PRIMARY DEPARTMENT CONSTR. & PIPELINES	UNIT OF SERVICE REPAIR	SERVICE RECIPIENT	
DESCRIPTION OF SERVICE Repair of service pipeline damaged by a third party on private property or the public right-of-way.			
CURRENT FEE STRUCTURE \$343 per hour (\$686 minimum) Paving and other charges may apply.			
<u>REVENUE AND COST COMPARISON</u>			
UNIT REVENUE:	\$1,029.00	TOTAL REVENUE:	\$1,029
UNIT COST:	\$1,079.00	TOTAL COST:	\$1,079
UNIT PROFIT (SUBSIDY):	\$(50.00)	TOTAL PROFIT (SUBSIDY):	\$(50)
TOTAL UNITS:	1	PCT. COST RECOVERY:	95.37%
SUGGESTED FEE FOR COST RECOVERY OF: 100%			
Charge the fully allocated hourly rates for all personnel involved (\$1,080 minimum) plus any outside costs and parts/supplies			

**CITY OF LONG BEACH
COST DETAIL WORKSHEET
FY 2020-2021**

SERVICE SERVICE PIPELINE REPAIR				REFERENCE NO. ER-48			
NOTE Unit Costs are an Average of Total Units				TOTAL UNITS 1			
<u>DEPARTMENT</u>	<u>POSITION</u>	<u>TYPE</u>	<u>UNIT TIME</u>	<u>UNIT COST</u>	<u>ANN. UNITS</u>	<u>TOTAL COST</u>	
CONSTR. & PIPELINES	GAS CONSTR. WORKER II	Minimum	6.02	\$618.31	1	\$618	
CONSTR. & PIPELINES	GAS MAINT SUPV I	Minimum	3.00	\$460.32	1	\$460	
TYPE SUBTOTAL			9.02	\$1,078.63		\$1,079	
TOTALS			9.02	\$1,079.00		\$1,079	

**CITY OF LONG BEACH
REVENUE AND COST SUMMARY WORKSHEET
FY 2020-2021**

SERVICE BOLLARD INSTALLATION		REFERENCE NO. ER-49	
PRIMARY DEPARTMENT CONSTR. & PIPELINES	UNIT OF SERVICE BOLLARD	SERVICE RECIPIENT	
DESCRIPTION OF SERVICE Installation of a bollard when required to protect a meter from damage.			
CURRENT FEE STRUCTURE \$172 per bollard			
<u>REVENUE AND COST COMPARISON</u>			
UNIT REVENUE:	\$172.00	TOTAL REVENUE:	\$344
UNIT COST:	\$256.50	TOTAL COST:	\$513
UNIT PROFIT (SUBSIDY):	\$(84.50)	TOTAL PROFIT (SUBSIDY):	\$(169)
TOTAL UNITS:	2	PCT. COST RECOVERY:	67.06%
SUGGESTED FEE FOR COST RECOVERY OF: 100% \$410 for first bollard plus \$100 for each additional bollard			

**CITY OF LONG BEACH
COST DETAIL WORKSHEET
FY 2020-2021**

SERVICE BOLLARD INSTALLATION					REFERENCE NO. ER-49		
NOTE Unit Costs are an Average of Total Units					TOTAL UNITS 2		
<u>DEPARTMENT</u>	<u>POSITION</u>	<u>TYPE</u>	<u>UNIT TIME</u>	<u>UNIT COST</u>	<u>ANN. UNITS</u>	<u>TOTAL COST</u>	
CONSTR. & PIPELINES	GAS CONSTR. WORKER II	First - 2 Hr Of 2	4.01	\$411.87	1	\$412	
		TYPE SUBTOTAL	4.01	\$411.87		\$412	
CONSTR. & PIPELINES	GAS CONSTR. WORKER II	Ea Add'l-30 Min Of 2	0.98	\$100.66	1	\$101	
		TYPE SUBTOTAL	0.98	\$100.66		\$101	
TOTALS			4.99	\$256.50		\$513	

**CITY OF LONG BEACH
REVENUE AND COST SUMMARY WORKSHEET
FY 2020-2021**

SERVICE CONCRETE OR ASPHALT REPAIR		REFERENCE NO. ER-50	
PRIMARY DEPARTMENT CONSTR. & PIPELINES	UNIT OF SERVICE REPAIR	SERVICE RECIPIENT	
DESCRIPTION OF SERVICE Permanent repair of concrete or asphalt due to customer requested gas pipeline work.			
CURRENT FEE STRUCTURE \$32 per square foot			
<u>REVENUE AND COST COMPARISON</u>			
UNIT REVENUE:	\$0.00	TOTAL REVENUE:	\$0
UNIT COST:	\$0.00	TOTAL COST:	\$0
UNIT PROFIT (SUBSIDY):	\$0.00	TOTAL PROFIT (SUBSIDY):	\$0
TOTAL UNITS:	81	PCT. COST RECOVERY:	0.00%
SUGGESTED FEE FOR COST RECOVERY OF: 100%			
\$32 per square foot (\$500 minimum)			
Other charges may apply			

**CITY OF LONG BEACH
COST DETAIL WORKSHEET
FY 2020-2021**

SERVICE CONCRETE OR ASPHALT REPAIR				REFERENCE NO. ER-50		
NOTE Unit Costs are an Average of Total Units				TOTAL UNITS 81		
<u>DEPARTMENT</u>	<u>POSITION</u>	<u>TYPE</u>	<u>UNIT TIME</u>	<u>UNIT COST</u>	<u>ANN. UNITS</u>	<u>TOTAL COST</u>
CONSTR. & PIPELINES	GAS CONSTR. WORKER II	Contractor Cost	0.00	\$0.00	81	\$0
TYPE SUBTOTAL			0.00	\$0.00		\$0
TOTALS			0.00	\$0.00		\$0

**CITY OF LONG BEACH
REVENUE AND COST SUMMARY WORKSHEET
FY 2020-2021**

SERVICE ADDITIONAL WORK CREW MOBILIZATION		REFERENCE NO. ER-51	
PRIMARY DEPARTMENT CONSTR. & PIPELINES	UNIT OF SERVICE MOBILIZATION	SERVICE RECIPIENT	
DESCRIPTION OF SERVICE Additional mobilizations of work crews to project sites when required due to customer request.			
CURRENT FEE STRUCTURE \$1,560 per mobilization			
<u>REVENUE AND COST COMPARISON</u>			
UNIT REVENUE:	\$1,560.00	TOTAL REVENUE:	\$1,560
UNIT COST:	\$2,097.00	TOTAL COST:	\$2,097
UNIT PROFIT (SUBSIDY):	\$(537.00)	TOTAL PROFIT (SUBSIDY):	\$(537)
TOTAL UNITS:	1	PCT. COST RECOVERY:	74.39%
SUGGESTED FEE FOR COST RECOVERY OF: 100% \$2,100 per mobilization Other charges may apply			

**CITY OF LONG BEACH
COST DETAIL WORKSHEET
FY 2020-2021**

SERVICE ADDITIONAL WORK CREW MOBILIZATION					REFERENCE NO. ER-51		
NOTE Unit Costs are an Average of Total Units					TOTAL UNITS 1		
<u>DEPARTMENT</u>	<u>POSITION</u>	<u>TYPE</u>	<u>UNIT TIME</u>	<u>UNIT COST</u>	<u>ANN. UNITS</u>	<u>TOTAL COST</u>	
CONSTR. & PIPELINES	GAS CONSTR. WORKER II	3 Hrs Of 4	12.00	\$1,232.52	1	\$1,233	
CONSTR. & PIPELINES	SR EQUIP OPERATOR		3.00	\$404.49	1	\$404	
CONSTR. & PIPELINES	GAS MAINT SUPV I		3.00	\$460.32	1	\$460	
		TYPE SUBTOTAL	18.00	\$2,097.33		\$2,097	
		TOTALS	18.00	\$2,097.00		\$2,097	

**CITY OF LONG BEACH
REVENUE AND COST SUMMARY WORKSHEET
FY 2020-2021**

SERVICE REGULAR HOURS CONSTRUCT CREW WORK		REFERENCE NO. ER-52	
PRIMARY DEPARTMENT CONSTR. & PIPELINES	UNIT OF SERVICE HOUR	SERVICE RECIPIENT	
DESCRIPTION OF SERVICE Construction work other than pipeline installation work during regular working hours.			
CURRENT FEE STRUCTURE \$624 per hour (\$1,872 minimum) Mobilization and other charges may apply.			
<u>REVENUE AND COST COMPARISON</u>			
UNIT REVENUE:	\$0.00	TOTAL REVENUE:	\$0
UNIT COST:	\$0.00	TOTAL COST:	\$0
UNIT PROFIT (SUBSIDY):	\$0.00	TOTAL PROFIT (SUBSIDY):	\$0
TOTAL UNITS:	1	PCT. COST RECOVERY:	0.00%
SUGGESTED FEE FOR COST RECOVERY OF: 100% Charge the fully allocated hourly rates for all personnel involved (3 hour minimum) plus any outside costs or parts/supplies.			

**CITY OF LONG BEACH
COST DETAIL WORKSHEET
FY 2020-2021**

SERVICE REGULAR HOURS CONSTRUCT CREW WORK				REFERENCE NO. ER-52		
NOTE Unit Costs are an Average of Total Units				TOTAL UNITS 1		
<u>DEPARTMENT</u>	<u>POSITION</u>	<u>TYPE</u>	<u>UNIT TIME</u>	<u>UNIT COST</u>	<u>ANN. UNITS</u>	<u>TOTAL COST</u>
CONSTR. & PIPELINES	GAS CONSTR. WORKER II	Actual Costs	0.00	\$0.00	1	\$0
		TYPE SUBTOTAL	0.00	\$0.00		\$0
		TOTALS	0.00	\$0.00		\$0

**CITY OF LONG BEACH
REVENUE AND COST SUMMARY WORKSHEET
FY 2020-2021**

SERVICE AFTER/EMERG HOURS CONSTR CREW WORK		REFERENCE NO. ER-53	
PRIMARY DEPARTMENT CONSTR. & PIPELINES	UNIT OF SERVICE HOUR	SERVICE RECIPIENT	
DESCRIPTION OF SERVICE Construction work other than pipeline installation work after regular working hours.			
CURRENT FEE STRUCTURE \$780 per hour (\$2,340 minimum) Mobilization and other charges may apply.			
<u>REVENUE AND COST COMPARISON</u>			
UNIT REVENUE:	\$0.00	TOTAL REVENUE:	\$0
UNIT COST:	\$0.00	TOTAL COST:	\$0
UNIT PROFIT (SUBSIDY):	\$0.00	TOTAL PROFIT (SUBSIDY):	\$0
TOTAL UNITS:	1	PCT. COST RECOVERY:	0.00%
SUGGESTED FEE FOR COST RECOVERY OF: 100%			
Charge 120% of the fully allocated hourly rates for all personnel involved (3 hour minimum) plus any outside costs or parts/supplies.			

June 30, 2021

**CITY OF LONG BEACH
COST DETAIL WORKSHEET
FY 2020-2021**

SERVICE AFTER/EMERG HOURS CONSTR CREW WORK				REFERENCE NO. ER-53		
NOTE Unit Costs are an Average of Total Units				TOTAL UNITS 1		
<u>DEPARTMENT</u>	<u>POSITION</u>	<u>TYPE</u>	<u>UNIT TIME</u>	<u>UNIT COST</u>	<u>ANN. UNITS</u>	<u>TOTAL COST</u>
CONSTR. & PIPELINES	GAS CONSTR. WORKER II	Actual Costs	0.00	\$0.00	1	\$0
TYPE SUBTOTAL			0.00	\$0.00		\$0
TOTALS			0.00	\$0.00		\$0

**CITY OF LONG BEACH
REVENUE AND COST SUMMARY WORKSHEET
FY 2020-2021**

SERVICE CONTR QUALIF TEST-STEEL ELEC ARC		REFERENCE NO. ER-54	
PRIMARY DEPARTMENT CONSTR. & PIPELINES	UNIT OF SERVICE TEST	SERVICE RECIPIENT	
DESCRIPTION OF SERVICE Performing contractor quality assurance qualification testing for Electric ARC steel pipe joining.			
CURRENT FEE STRUCTURE \$2,250 per test			
<u>REVENUE AND COST COMPARISON</u>			
UNIT REVENUE:	\$2,250.00	TOTAL REVENUE:	\$11,250
UNIT COST:	\$3,887.00	TOTAL COST:	\$19,435
UNIT PROFIT (SUBSIDY):	\$(1,637.00)	TOTAL PROFIT (SUBSIDY):	\$(8,185)
TOTAL UNITS:	5	PCT. COST RECOVERY:	57.89%
SUGGESTED FEE FOR COST RECOVERY OF: 100% \$3,885 per test			

**CITY OF LONG BEACH
COST DETAIL WORKSHEET
FY 2020-2021**

SERVICE CONTR QUALIF TEST-STEEL ELEC ARC				REFERENCE NO. ER-54		
NOTE Unit Costs are an Average of Total Units				TOTAL UNITS 5		
<u>DEPARTMENT</u>	<u>POSITION</u>	<u>TYPE</u>	<u>UNIT TIME</u>	<u>UNIT COST</u>	<u>ANN. UNITS</u>	<u>TOTAL COST</u>
UTILITY BILLING	CUST SVCS SUPV II	Per Bill	0.25	\$39.47	5	\$197
CONSTR. & PIPELINES	SECRETARY		2.00	\$194.78	5	\$974
CONSTR. & PIPELINES	GAS PIPELINE WELDER	Day 2	6.00	\$864.48	5	\$4,322
CONSTR. & PIPELINES	GAS PIPELINE WELDER	Day 1	8.00	\$1,152.64	5	\$5,763
CONSTR. & PIPELINES	GAS PIPELINE WELDER	Day 3-4	8.00	\$1,152.64	5	\$5,763
CONSTR. & PIPELINES	GAS PIPELINE WELDER	Prep	2.00	\$288.16	5	\$1,441
CONSTR. & PIPELINES	SUPT-PIPELINE OPS		1.00	\$194.80	5	\$974
TYPE SUBTOTAL			27.25	\$3,886.97		\$19,435
TOTALS			27.25	\$3,887.00		\$19,435

**CITY OF LONG BEACH
REVENUE AND COST SUMMARY WORKSHEET
FY 2020-2021**

SERVICE CONTR QUALIF TEST-STEEL OXYACETYL.		REFERENCE NO. ER-55	
PRIMARY DEPARTMENT CONSTR. & PIPELINES	UNIT OF SERVICE TEST	SERVICE RECIPIENT	
DESCRIPTION OF SERVICE Performing contractor quality assurance qualification testing for Oxyacetylene steel pipe joining.			
CURRENT FEE STRUCTURE \$236 per test			
<u>REVENUE AND COST COMPARISON</u>			
UNIT REVENUE:	\$236.00	TOTAL REVENUE:	\$1,180
UNIT COST:	\$2,348.80	TOTAL COST:	\$11,744
UNIT PROFIT (SUBSIDY):	\$(2,112.80)	TOTAL PROFIT (SUBSIDY):	\$(10,564)
TOTAL UNITS:	5	PCT. COST RECOVERY:	10.05%
SUGGESTED FEE FOR COST RECOVERY OF: 100% \$2,350 per test			

**CITY OF LONG BEACH
COST DETAIL WORKSHEET
FY 2020-2021**

SERVICE CONTR QUALIF TEST-STEEL OXYACETYL.				REFERENCE NO. ER-55		
NOTE Unit Costs are an Average of Total Units				TOTAL UNITS 5		
<u>DEPARTMENT</u>	<u>POSITION</u>	<u>TYPE</u>	<u>UNIT TIME</u>	<u>UNIT COST</u>	<u>ANN. UNITS</u>	<u>TOTAL COST</u>
UTILITY BILLING	CUST SVCS SUPV II	Per Bill	0.25	\$39.47	5	\$197
CONSTR. & PIPELINES	SECRETARY		1.00	\$97.39	5	\$487
CONSTR. & PIPELINES	GAS PIPELINE WELDER	Day 1	8.00	\$1,152.64	5	\$5,763
CONSTR. & PIPELINES	GAS PIPELINE WELDER	Prep	2.00	\$288.16	5	\$1,441
CONSTR. & PIPELINES	GAS PIPELINE WELDER	Day 2	4.00	\$576.32	5	\$2,882
CONSTR. & PIPELINES	SUPT-PIPELINE OPS		1.00	\$194.80	5	\$974
TYPE SUBTOTAL			16.25	\$2,348.78		\$11,744
TOTALS			16.25	\$2,348.80		\$11,744

**CITY OF LONG BEACH
REVENUE AND COST SUMMARY WORKSHEET
FY 2020-2021**

SERVICE CONTR QUAL TEST - PE FUSE UP TO 2"		REFERENCE NO. ER-56	
PRIMARY DEPARTMENT CONSTR. & PIPELINES	UNIT OF SERVICE CLASS	SERVICE RECIPIENT	
DESCRIPTION OF SERVICE Performing contractor quality assurance qualification testing for Heat Fusion plastic pipe joining up to 2" PE pipe.			
CURRENT FEE STRUCTURE \$416 per test			
<u>REVENUE AND COST COMPARISON</u>			
UNIT REVENUE:	\$416.00	TOTAL REVENUE:	\$832
UNIT COST:	\$4,665.00	TOTAL COST:	\$9,330
UNIT PROFIT (SUBSIDY):	\$(4,249.00)	TOTAL PROFIT (SUBSIDY):	\$(8,498)
TOTAL UNITS:	2	PCT. COST RECOVERY:	8.92%
SUGGESTED FEE FOR COST RECOVERY OF: 100% \$4,665 per class (with up to 4 people per class) \$1,165 per re-test			

July 5, 2021

**CITY OF LONG BEACH
COST DETAIL WORKSHEET
FY 2020-2021**

SERVICE CONTR QUAL TEST - PE FUSE UP TO 2"					REFERENCE NO. ER-56		
NOTE Unit Costs are an Average of Total Units					TOTAL UNITS 2		
<u>DEPARTMENT</u>	<u>POSITION</u>	<u>TYPE</u>	<u>UNIT TIME</u>	<u>UNIT COST</u>	<u>ANN. UNITS</u>	<u>TOTAL COST</u>	
UTILITY BILLING	CUST SVCS SUPV II	Per Bill	0.25	\$39.47	2	\$79	
INSPECTIONS - GAS	CONST INSP II	Prep	2.00	\$363.80	2	\$728	
INSPECTIONS - GAS	CONST INSP II	Day 2	2.99	\$543.88	2	\$1,088	
INSPECTIONS - GAS	CONST INSP II	Day 1	8.00	\$1,455.20	2	\$2,910	
CONSTR. & PIPELINES	SECRETARY		4.00	\$389.56	2	\$779	
CONSTR. & PIPELINES	GAS PIPELINE WELDER	Day 1	8.00	\$1,152.64	2	\$2,305	
CONSTR. & PIPELINES	GAS PIPELINE WELDER	Day 2	3.00	\$432.24	2	\$864	
CONSTR. & PIPELINES	GAS PIPELINE WELDER	Prep	2.00	\$288.16	2	\$576	
TYPE SUBTOTAL			30.24	\$4,664.95		\$9,330	
TOTALS			30.24	\$4,665.00		\$9,330	

**CITY OF LONG BEACH
REVENUE AND COST SUMMARY WORKSHEET
FY 2020-2021**

SERVICE CONTR QUALIF TEST-PLAST ELECTR/MECH		REFERENCE NO. ER-57	
PRIMARY DEPARTMENT CONSTR. & PIPELINES	UNIT OF SERVICE TEST	SERVICE RECIPIENT	
DESCRIPTION OF SERVICE Performing contractor quality assurance qualification testing for Electro and Mechanical Fusion plastic pipe joining.			
CURRENT FEE STRUCTURE \$118 per test			
<u>REVENUE AND COST COMPARISON</u>			
UNIT REVENUE:	\$0.00	TOTAL REVENUE:	\$0
UNIT COST:	\$0.00	TOTAL COST:	\$0
UNIT PROFIT (SUBSIDY):	\$0.00	TOTAL PROFIT (SUBSIDY):	\$0
TOTAL UNITS:	0	PCT. COST RECOVERY:	0.00%
SUGGESTED FEE FOR COST RECOVERY OF: 100%			
This service is no longer provided and should be removed from the fee schedule.			

**CITY OF LONG BEACH
COST DETAIL WORKSHEET
FY 2020-2021**

SERVICE CONTR QUALIF TEST-PLAST ELECTR/MECH					REFERENCE NO. ER-57		
NOTE Unit Costs are an Average of Total Units					TOTAL UNITS 0		
<u>DEPARTMENT</u>	<u>POSITION</u>	<u>TYPE</u>	<u>UNIT TIME</u>	<u>UNIT COST</u>	<u>ANN. UNITS</u>	<u>TOTAL COST</u>	
			0.00	\$0.00	0	\$0	
		TYPE SUBTOTAL	0.00	\$0.00		\$0	
TOTALS			0.00	\$0.00		\$0	

**CITY OF LONG BEACH
REVENUE AND COST SUMMARY WORKSHEET
FY 2020-2021**

SERVICE CONTR QUAL TEST - PE FUSE 4" & 6"		REFERENCE NO. ER-58	
PRIMARY DEPARTMENT CONSTR. & PIPELINES	UNIT OF SERVICE CLASS	SERVICE RECIPIENT	
DESCRIPTION OF SERVICE Performing contractor quality assurance qualification testing for Heat Fusion plastic pipe joining for 4-6" PE pipe.			
CURRENT FEE STRUCTURE \$936 per test			
<u>REVENUE AND COST COMPARISON</u>			
UNIT REVENUE:	\$3,744.00	TOTAL REVENUE:	\$7,488
UNIT COST:	\$4,665.00	TOTAL COST:	\$9,330
UNIT PROFIT (SUBSIDY):	\$(921.00)	TOTAL PROFIT (SUBSIDY):	\$(1,842)
TOTAL UNITS:	2	PCT. COST RECOVERY:	80.26%
SUGGESTED FEE FOR COST RECOVERY OF: 100% \$4,665 per class (with up to 4 people per class) \$1,165 per re-test			

**CITY OF LONG BEACH
COST DETAIL WORKSHEET
FY 2020-2021**

SERVICE CONTR QUAL TEST - PE FUSE 4" & 6"					REFERENCE NO. ER-58		
NOTE Unit Costs are an Average of Total Units					TOTAL UNITS 2		
<u>DEPARTMENT</u>	<u>POSITION</u>	<u>TYPE</u>	<u>UNIT TIME</u>	<u>UNIT COST</u>	<u>ANN. UNITS</u>	<u>TOTAL COST</u>	
UTILITY BILLING	CUST SVCS SUPV II	Per Bill	0.25	\$39.47	2	\$79	
INSPECTIONS - GAS	CONST INSP II	Prep	2.00	\$363.80	2	\$728	
INSPECTIONS - GAS	CONST INSP II	Day 2	2.99	\$543.88	2	\$1,088	
INSPECTIONS - GAS	CONST INSP II	Day 1	8.00	\$1,455.20	2	\$2,910	
CONSTR. & PIPELINES	SECRETARY		4.00	\$389.56	2	\$779	
CONSTR. & PIPELINES	GAS PIPELINE WELDER	Day 1	8.00	\$1,152.64	2	\$2,305	
CONSTR. & PIPELINES	GAS PIPELINE WELDER	Day 2	3.00	\$432.24	2	\$864	
CONSTR. & PIPELINES	GAS PIPELINE WELDER	Prep	2.00	\$288.16	2	\$576	
TYPE SUBTOTAL			30.24	\$4,664.95		\$9,330	
TOTALS			30.24	\$4,665.00		\$9,330	

**CITY OF LONG BEACH
REVENUE AND COST SUMMARY WORKSHEET
FY 2020-2021**

SERVICE CONTR QUALIF TEST-COVERED TASKS		REFERENCE NO. ER-59	
PRIMARY DEPARTMENT CONSTR. & PIPELINES	UNIT OF SERVICE PERSON	SERVICE RECIPIENT	
DESCRIPTION OF SERVICE Performing contractor quality assurance qualification testing for personnel to perform assigned covered tasks.			
CURRENT FEE STRUCTURE Apprentice Level - \$2,080 per person Journey Level - \$2,600 per person Supervisory Level - \$3,120 per person			
<u>REVENUE AND COST COMPARISON</u>			
UNIT REVENUE:	\$0.00	TOTAL REVENUE:	\$0
UNIT COST:	\$0.00	TOTAL COST:	\$0
UNIT PROFIT (SUBSIDY):	\$0.00	TOTAL PROFIT (SUBSIDY):	\$0
TOTAL UNITS:	1	PCT. COST RECOVERY:	0.00%
SUGGESTED FEE FOR COST RECOVERY OF: 100% Charge the fully allocated hourly rates for all personnel involved plus any outside costs and parts/supplies			

**CITY OF LONG BEACH
COST DETAIL WORKSHEET
FY 2020-2021**

SERVICE CONTR QUALIF TEST-COVERED TASKS				REFERENCE NO. ER-59		
NOTE Unit Costs are an Average of Total Units				TOTAL UNITS 1		
<u>DEPARTMENT</u>	<u>POSITION</u>	<u>TYPE</u>	<u>UNIT TIME</u>	<u>UNIT COST</u>	<u>ANN. UNITS</u>	<u>TOTAL COST</u>
CONSTR. & PIPELINES	GAS PIPELINE WELDER	At Cost	0.00	\$0.00	1	\$0
		TYPE SUBTOTAL	0.00	\$0.00		\$0
TOTALS			0.00	\$0.00		\$0

**CITY OF LONG BEACH
REVENUE AND COST SUMMARY WORKSHEET
FY 2020-2021**

SERVICE ENGINEERING TECHNICAL REVIEW		REFERENCE NO. ER-60
PRIMARY DEPARTMENT ENGINEERING/CONST.	UNIT OF SERVICE HOUR	SERVICE RECIPIENT
DESCRIPTION OF SERVICE Technical Engineering review of plans and/or drawings and project management.		
CURRENT FEE STRUCTURE \$172 per hour		
<u>REVENUE AND COST COMPARISON</u>		
UNIT REVENUE:	\$1,385,288.00	TOTAL REVENUE: \$1,385,288
UNIT COST:	\$1,584,664.00	TOTAL COST: \$1,584,664
UNIT PROFIT (SUBSIDY):	<u>\$(199,376.00)</u>	TOTAL PROFIT (SUBSIDY): <u>\$(199,376)</u>
TOTAL UNITS:	1	PCT. COST RECOVERY: 87.42%
SUGGESTED FEE FOR COST RECOVERY OF: 100% \$193 per hour		

**CITY OF LONG BEACH
COST DETAIL WORKSHEET
FY 2020-2021**

SERVICE ENGINEERING TECHNICAL REVIEW					REFERENCE NO. ER-60		
NOTE Unit Costs are an Average of Total Units					TOTAL UNITS 1		
<u>DEPARTMENT</u>	<u>POSITION</u>	<u>TYPE</u>	<u>UNIT TIME</u>	<u>UNIT COST</u>	<u>ANN. UNITS</u>	<u>TOTAL COST</u>	
ENGINEERING - GAS	MECHANICAL ENGINEER	Job Costing	1,498.00	\$309,456.84	1	\$309,457	
ENGINEERING - GAS	MECH ENG ASSOC	100% Of 2	3,278.00	\$551,785.74	1	\$551,786	
ENGINEERING - GAS	SR MECHANICAL ENG	100% Of 2	3,278.00	\$723,421.82	1	\$723,422	
TYPE SUBTOTAL			8,054.00	\$1,584,664.40		\$1,584,664	
TOTALS			8,054.00	\$1,584,664.00		\$1,584,664	

**CITY OF LONG BEACH
REVENUE AND COST SUMMARY WORKSHEET
FY 2020-2021**

SERVICE ENGINEERING SUPPORT REVIEW		REFERENCE NO. ER-61
PRIMARY DEPARTMENT ENGINEERING/CONST.	UNIT OF SERVICE HOUR	SERVICE RECIPIENT
DESCRIPTION OF SERVICE Preparation, review and/or approval of project drawings or other support services.		
CURRENT FEE STRUCTURE \$129 per hour		
<u>REVENUE AND COST COMPARISON</u>		
UNIT REVENUE:	\$1,460,345.00	TOTAL REVENUE:
UNIT COST:	\$1,462,730.00	TOTAL COST:
UNIT PROFIT (SUBSIDY):	\$(2,385.00)	TOTAL PROFIT (SUBSIDY):
TOTAL UNITS:	1	PCT. COST RECOVERY:
		99.84%
SUGGESTED FEE FOR COST RECOVERY OF: 100% \$130 per hour		

June 30, 2021

**CITY OF LONG BEACH
COST DETAIL WORKSHEET
FY 2020-2021**

SERVICE ENGINEERING SUPPORT REVIEW					REFERENCE NO. ER-61		
NOTE Unit Costs are an Average of Total Units					TOTAL UNITS 1		
<u>DEPARTMENT</u>	<u>POSITION</u>	<u>TYPE</u>	<u>UNIT TIME</u>	<u>UNIT COST</u>	<u>ANN. UNITS</u>	<u>TOTAL COST</u>	
ENGINEERING - GAS	ENGINEERING TECH I	100% Of 2	3,278.00	\$366,873.76	1	\$366,874	
ENGINEERING - GAS	ENGINEERING TECH II	Job Costing	6,403.50	\$855,955.85	1	\$855,956	
ENGINEERING - GAS	SR ENG TECH I	100%	1,639.00	\$239,900.43	1	\$239,900	
TYPE SUBTOTAL			11,320.50	\$1,462,730.04		\$1,462,730	
TOTALS			11,320.50	\$1,462,730.00		\$1,462,730	

**CITY OF LONG BEACH
REVENUE AND COST SUMMARY WORKSHEET
FY 2020-2021**

SERVICE PLAN CHECK REVIEW FEE		REFERENCE NO. ER-62	
PRIMARY DEPARTMENT ENGINEERING/CONST.	UNIT OF SERVICE PLAN	SERVICE RECIPIENT	
DESCRIPTION OF SERVICE Review of plans for conflicts with gas mains, service lines, or meter locations.			
CURRENT FEE STRUCTURE \$400 per plan (for each 2 reviews)			
<u>REVENUE AND COST COMPARISON</u>			
UNIT REVENUE:	\$400.00	TOTAL REVENUE:	\$400
UNIT COST:	\$620.00	TOTAL COST:	\$620
UNIT PROFIT (SUBSIDY):	\$(220.00)	TOTAL PROFIT (SUBSIDY):	\$(220)
TOTAL UNITS:	1	PCT. COST RECOVERY:	64.52%
SUGGESTED FEE FOR COST RECOVERY OF: 100% \$620 per plan (for each 2 reviews)			

**CITY OF LONG BEACH
COST DETAIL WORKSHEET
FY 2020-2021**

SERVICE PLAN CHECK REVIEW FEE					REFERENCE NO. ER-62		
NOTE Unit Costs are an Average of Total Units					TOTAL UNITS 1		
<u>DEPARTMENT</u>	<u>POSITION</u>	<u>TYPE</u>	<u>UNIT TIME</u>	<u>UNIT COST</u>	<u>ANN. UNITS</u>	<u>TOTAL COST</u>	
ENGINEERING - GAS	MECHANICAL ENGINEER	Per 2 Reviews	3.00	\$619.74	1	\$620	
		TYPE SUBTOTAL	3.00	\$619.74		\$620	
TOTALS			3.00	\$620.00		\$620	

**CITY OF LONG BEACH
REVENUE AND COST SUMMARY WORKSHEET
FY 2020-2021**

SERVICE RIGHT OF WAY REVIEW		REFERENCE NO. ER-63	
PRIMARY DEPARTMENT ENGINEERING/CONST.	UNIT OF SERVICE PLAN	SERVICE RECIPIENT	
DESCRIPTION OF SERVICE Plan review of right of way sketches.			
CURRENT FEE STRUCTURE \$172 per review			
<u>REVENUE AND COST COMPARISON</u>			
UNIT REVENUE:	\$172.00	TOTAL REVENUE:	\$8,600
UNIT COST:	\$240.00	TOTAL COST:	\$12,000
UNIT PROFIT (SUBSIDY):	\$(68.00)	TOTAL PROFIT (SUBSIDY):	\$(3,400)
TOTAL UNITS:	50	PCT. COST RECOVERY:	71.67%
SUGGESTED FEE FOR COST RECOVERY OF: 100% \$240 per plan			

**CITY OF LONG BEACH
COST DETAIL WORKSHEET
FY 2020-2021**

SERVICE RIGHT OF WAY REVIEW					REFERENCE NO. ER-63		
NOTE Unit Costs are an Average of Total Units					TOTAL UNITS 50		
<u>DEPARTMENT</u>	<u>POSITION</u>	<u>TYPE</u>	<u>UNIT TIME</u>	<u>UNIT COST</u>	<u>ANN. UNITS</u>	<u>TOTAL COST</u>	
ENGINEERING - GAS	MECHANICAL ENGINEER		1.00	\$206.58	50	\$10,329	
ENGINEERING - GAS	ENGINEERING TECH II		0.25	\$33.42	50	\$1,671	
		TYPE SUBTOTAL	1.25	\$240.00		\$12,000	
TOTALS			1.25	\$240.00		\$12,000	

**CITY OF LONG BEACH
REVENUE AND COST SUMMARY WORKSHEET
FY 2020-2021**

SERVICE ENERGY RESOURCES TAC REVIEW		REFERENCE NO. ER-64	
PRIMARY DEPARTMENT ENGINEERING/CONST.	UNIT OF SERVICE APPLICATION	SERVICE RECIPIENT	
DESCRIPTION OF SERVICE Energy Resources staff review of a proposed development as part of the inter-departmental Technical Advisory Committee.			
CURRENT FEE STRUCTURE None			
<u>REVENUE AND COST COMPARISON</u>			
UNIT REVENUE:	\$0.00	TOTAL REVENUE:	\$0
UNIT COST:	\$267.34	TOTAL COST:	\$18,714
UNIT PROFIT (SUBSIDY):	\$(267.34)	TOTAL PROFIT (SUBSIDY):	\$(18,714)
TOTAL UNITS:	70	PCT. COST RECOVERY:	0.00%
SUGGESTED FEE FOR COST RECOVERY OF: 100% \$265 per application			

**CITY OF LONG BEACH
COST DETAIL WORKSHEET
FY 2020-2021**

SERVICE ENERGY RESOURCES TAC REVIEW					REFERENCE NO. ER-64		
NOTE Unit Costs are an Average of Total Units					TOTAL UNITS 70		
<u>DEPARTMENT</u>	<u>POSITION</u>	<u>TYPE</u>	<u>UNIT TIME</u>	<u>UNIT COST</u>	<u>ANN. UNITS</u>	<u>TOTAL COST</u>	
ENGINEERING - GAS	ENGINEERING TECH II		2.00	\$267.34	70	\$18,714	
		TYPE SUBTOTAL	2.00	\$267.34		\$18,714	
TOTALS			2.00	\$267.34		\$18,714	

**CITY OF LONG BEACH
REVENUE AND COST SUMMARY WORKSHEET
FY 2020-2021**

SERVICE WILL SERVE LETTER		REFERENCE NO. ER-65	
PRIMARY DEPARTMENT ENGINEERING/CONST.	UNIT OF SERVICE REQUEST	SERVICE RECIPIENT	
DESCRIPTION OF SERVICE Review of request for the City's ability to provide gas to a new development.			
CURRENT FEE STRUCTURE None			
<u>REVENUE AND COST COMPARISON</u>			
UNIT REVENUE:	\$0.00	TOTAL REVENUE:	\$0
UNIT COST:	\$206.60	TOTAL COST:	\$5,165
UNIT PROFIT (SUBSIDY):	\$(206.60)	TOTAL PROFIT (SUBSIDY):	\$(5,165)
TOTAL UNITS:	25	PCT. COST RECOVERY:	0.00%
SUGGESTED FEE FOR COST RECOVERY OF: 100% \$205 per request			

**CITY OF LONG BEACH
COST DETAIL WORKSHEET
FY 2020-2021**

SERVICE WILL SERVE LETTER				REFERENCE NO. ER-65		
NOTE Unit Costs are an Average of Total Units				TOTAL UNITS 25		
<u>DEPARTMENT</u>	<u>POSITION</u>	<u>TYPE</u>	<u>UNIT TIME</u>	<u>UNIT COST</u>	<u>ANN. UNITS</u>	<u>TOTAL COST</u>
ENGINEERING - GAS	MECHANICAL ENGINEER		1.00	\$206.58	25	\$5,165
		TYPE SUBTOTAL	1.00	\$206.58		\$5,165
TOTALS			1.00	\$206.60		\$5,165

**CITY OF LONG BEACH
REVENUE AND COST SUMMARY WORKSHEET
FY 2020-2021**

SERVICE EXISTING GAS SVC/FEED ANALYSIS		REFERENCE NO. ER-66
PRIMARY DEPARTMENT ENGINEERING/CONST.	UNIT OF SERVICE REQUEST	SERVICE RECIPIENT
DESCRIPTION OF SERVICE Review of changes to existing gas service due to higher pressure demand or ownership change.		
CURRENT FEE STRUCTURE \$300 per request		
<u>REVENUE AND COST COMPARISON</u>		
UNIT REVENUE:	\$300.00	TOTAL REVENUE:
UNIT COST:	\$388.33	TOTAL COST:
UNIT PROFIT (SUBSIDY):	\$(88.33)	TOTAL PROFIT (SUBSIDY):
TOTAL UNITS:	3	PCT. COST RECOVERY:
		77.25%
SUGGESTED FEE FOR COST RECOVERY OF: 100% \$390 per request		

**CITY OF LONG BEACH
COST DETAIL WORKSHEET
FY 2020-2021**

SERVICE EXISTING GAS SVC/FEED ANALYSIS					REFERENCE NO. ER-66		
NOTE Unit Costs are an Average of Total Units					TOTAL UNITS 3		
<u>DEPARTMENT</u>	<u>POSITION</u>	<u>TYPE</u>	<u>UNIT TIME</u>	<u>UNIT COST</u>	<u>ANN. UNITS</u>	<u>TOTAL COST</u>	
ENGINEERING - GAS	MECHANICAL ENGINEER		1.00	\$206.58	3	\$620	
INSPECTIONS - GAS	CONST INSP II		1.00	\$181.90	3	\$546	
		TYPE SUBTOTAL	2.00	\$388.48		\$1,165	
TOTALS			2.00	\$388.33		\$1,165	

**CITY OF LONG BEACH
REVENUE AND COST SUMMARY WORKSHEET
FY 2020-2021**

SERVICE NEW GAS SERVICE/FEED ANALYSIS		REFERENCE NO. ER-67	
PRIMARY DEPARTMENT ENGINEERING/CONST.	UNIT OF SERVICE REQUEST	SERVICE RECIPIENT	
DESCRIPTION OF SERVICE Review of gas service to a new development with a total connected load up to 4,000 CFH.			
CURRENT FEE STRUCTURE \$500 per request			
<u>REVENUE AND COST COMPARISON</u>			
UNIT REVENUE:	\$500.00	TOTAL REVENUE:	\$2,000
UNIT COST:	\$595.00	TOTAL COST:	\$2,380
UNIT PROFIT (SUBSIDY):	\$(95.00)	TOTAL PROFIT (SUBSIDY):	\$(380)
TOTAL UNITS:	4	PCT. COST RECOVERY:	84.03%
SUGGESTED FEE FOR COST RECOVERY OF: 100% \$595 per request			

**CITY OF LONG BEACH
COST DETAIL WORKSHEET
FY 2020-2021**

SERVICE NEW GAS SERVICE/FEED ANALYSIS					REFERENCE NO. ER-67		
NOTE Unit Costs are an Average of Total Units					TOTAL UNITS 4		
<u>DEPARTMENT</u>	<u>POSITION</u>	<u>TYPE</u>	<u>UNIT TIME</u>	<u>UNIT COST</u>	<u>ANN. UNITS</u>	<u>TOTAL COST</u>	
ENGINEERING - GAS	MECHANICAL ENGINEER		2.00	\$413.16	4	\$1,653	
INSPECTIONS - GAS	CONST INSP II		1.00	\$181.90	4	\$728	
		TYPE SUBTOTAL	3.00	\$595.06		\$2,380	
TOTALS			3.00	\$595.00		\$2,380	

**CITY OF LONG BEACH
REVENUE AND COST SUMMARY WORKSHEET
FY 2020-2021**

SERVICE COMPLEX GAS SERVICE/FEED ANALYSIS		REFERENCE NO. ER-68
PRIMARY DEPARTMENT ENGINEERING/CONST.	UNIT OF SERVICE REQUEST	SERVICE RECIPIENT
DESCRIPTION OF SERVICE Review of a complex gas service to a new development.		
CURRENT FEE STRUCTURE \$1,500 - \$2,000 per request		
<u>REVENUE AND COST COMPARISON</u>		
UNIT REVENUE:	\$1,500.00	TOTAL REVENUE:
UNIT COST:	\$1,372.00	TOTAL COST:
UNIT PROFIT (SUBSIDY):	\$128.00	TOTAL PROFIT (SUBSIDY):
TOTAL UNITS:	13	PCT. COST RECOVERY:
		109.33%
SUGGESTED FEE FOR COST RECOVERY OF: 100% \$1,370 per request		

**CITY OF LONG BEACH
COST DETAIL WORKSHEET
FY 2020-2021**

SERVICE COMPLEX GAS SERVICE/FEED ANALYSIS					REFERENCE NO. ER-68		
NOTE Unit Costs are an Average of Total Units					TOTAL UNITS 13		
<u>DEPARTMENT</u>	<u>POSITION</u>	<u>TYPE</u>	<u>UNIT TIME</u>	<u>UNIT COST</u>	<u>ANN. UNITS</u>	<u>TOTAL COST</u>	
ENGINEERING - GAS	MECHANICAL ENGINEER		4.00	\$826.32	13	\$10,742	
INSPECTIONS - GAS	CONST INSP II		3.00	\$545.70	13	\$7,094	
		TYPE SUBTOTAL	7.00	\$1,372.02		\$17,836	
TOTALS			7.00	\$1,372.00		\$17,836	

**CITY OF LONG BEACH
REVENUE AND COST SUMMARY WORKSHEET
FY 2020-2021**

SERVICE GAS PIPELINE/METER SET INSPECTION		REFERENCE NO. ER-69	
PRIMARY DEPARTMENT ENGINEERING/CONST.	UNIT OF SERVICE HOUR	SERVICE RECIPIENT	
DESCRIPTION OF SERVICE Inspection or re-inspection of a new gas pipeline or meter setting project.			
CURRENT FEE STRUCTURE \$139 per hour			
<u>REVENUE AND COST COMPARISON</u>			
UNIT REVENUE:	\$2,036,211.00	TOTAL REVENUE:	\$2,036,211
UNIT COST:	\$3,632,232.00	TOTAL COST:	\$3,632,232
UNIT PROFIT (SUBSIDY):	\$(1,596,021.00)	TOTAL PROFIT (SUBSIDY):	\$(1,596,021)
TOTAL UNITS:	1	PCT. COST RECOVERY:	56.06%
SUGGESTED FEE FOR COST RECOVERY OF: 100% \$178 per hour			

**CITY OF LONG BEACH
COST DETAIL WORKSHEET
FY 2020-2021**

SERVICE GAS PIPELINE/METER SET INSPECTION					REFERENCE NO. ER-69		
NOTE Unit Costs are an Average of Total Units					TOTAL UNITS 1		
<u>DEPARTMENT</u>	<u>POSITION</u>	<u>TYPE</u>	<u>UNIT TIME</u>	<u>UNIT COST</u>	<u>ANN. UNITS</u>	<u>TOTAL COST</u>	
INSPECTIONS - GAS	GAS FIELD TECHNICIAN I	100% Of 2	3,278.00	\$386,345.08	1	\$386,345	
INSPECTIONS - GAS	PRIN CONST INSPECTOR	100%	1,639.00	\$335,929.44	1	\$335,929	
INSPECTIONS - GAS	CHF CONST INSP	100%	1,639.00	\$309,623.49	1	\$309,623	
INSPECTIONS - GAS	CONST INSP I	100% Of 2	3,278.00	\$531,396.58	1	\$531,397	
INSPECTIONS - GAS	CONST INSP II	Job Costing	11,374.04	\$2,068,937.88	1	\$2,068,938	
TYPE SUBTOTAL			21,208.04	\$3,632,232.47		\$3,632,232	
TOTALS			21,208.04	\$3,632,232.00		\$3,632,232	

**CITY OF LONG BEACH
REVENUE AND COST SUMMARY WORKSHEET
FY 2020-2021**

SERVICE ER ENGINEERING PROJECT ADMIN		REFERENCE NO. ER-70	
PRIMARY DEPARTMENT ENGINEERING/CONST.	UNIT OF SERVICE N/A	SERVICE RECIPIENT	
DESCRIPTION OF SERVICE Administration of various Engineering projects.			
CURRENT FEE STRUCTURE \$1,178 per work order			
<u>REVENUE AND COST COMPARISON</u>			
UNIT REVENUE:	\$1,178.00	TOTAL REVENUE:	\$1,178
UNIT COST:	\$399.00	TOTAL COST:	\$399
UNIT PROFIT (SUBSIDY):	\$779.00	TOTAL PROFIT (SUBSIDY):	\$779
TOTAL UNITS:	1	PCT. COST RECOVERY:	295.24%
SUGGESTED FEE FOR COST RECOVERY OF: 100% \$400 per work order			

June 30, 2021

**CITY OF LONG BEACH
COST DETAIL WORKSHEET
FY 2020-2021**

SERVICE ER ENGINEERING PROJECT ADMIN					REFERENCE NO. ER-70		
NOTE Unit Costs are an Average of Total Units					TOTAL UNITS 1		
<u>DEPARTMENT</u>	<u>POSITION</u>	<u>TYPE</u>	<u>UNIT TIME</u>	<u>UNIT COST</u>	<u>ANN. UNITS</u>	<u>TOTAL COST</u>	
ENGINEERING - GAS	ASST ADMIN ANALYST II		3.00	\$398.58	1	\$399	
		TYPE SUBTOTAL	3.00	\$398.58		\$399	
TOTALS			3.00	\$399.00		\$399	

**CITY OF LONG BEACH
REVENUE AND COST SUMMARY WORKSHEET
FY 2020-2021**

SERVICE PREP/PROCESS ENGINEER AGREEMENTS		REFERENCE NO. ER-71
PRIMARY DEPARTMENT ENGINEERING/CONST.	UNIT OF SERVICE AGREEMENT	SERVICE RECIPIENT
DESCRIPTION OF SERVICE Preparation and processing of agreements and other documentation.		
CURRENT FEE STRUCTURE \$1,285 per agreement		
<u>REVENUE AND COST COMPARISON</u>		
UNIT REVENUE:	\$1,285.00	TOTAL REVENUE:
UNIT COST:	\$664.00	TOTAL COST:
UNIT PROFIT (SUBSIDY):	\$621.00	TOTAL PROFIT (SUBSIDY):
TOTAL UNITS:	1	PCT. COST RECOVERY:
		193.52%
SUGGESTED FEE FOR COST RECOVERY OF: 100% \$1,065 per agreement (includes 2 hours of City Attorney)		

**CITY OF LONG BEACH
COST DETAIL WORKSHEET
FY 2020-2021**

SERVICE PREP/PROCESS ENGINEER AGREEMENTS					REFERENCE NO. ER-71		
NOTE Unit Costs are an Average of Total Units					TOTAL UNITS 1		
<u>DEPARTMENT</u>	<u>POSITION</u>	<u>TYPE</u>	<u>UNIT TIME</u>	<u>UNIT COST</u>	<u>ANN. UNITS</u>	<u>TOTAL COST</u>	
ENGINEERING - GAS	ASST ADMIN ANALYST II	+ City Atty	5.00	\$664.30	1	\$664	
		TYPE SUBTOTAL	5.00	\$664.30		\$664	
TOTALS			5.00	\$664.00		\$664	

**CITY OF LONG BEACH
REVENUE AND COST SUMMARY WORKSHEET
FY 2020-2021**

SERVICE NEW CONSTRUCTION METER ROOM		REFERENCE NO. ER-72	
PRIMARY DEPARTMENT ENGINEERING/CONST.	UNIT OF SERVICE DEVELOPMENT	SERVICE RECIPIENT	
DESCRIPTION OF SERVICE Review of a required meter room due to the needs of a proposed development.			
CURRENT FEE STRUCTURE \$20,000 per development			
<u>REVENUE AND COST COMPARISON</u>			
UNIT REVENUE:	\$20,000.00	TOTAL REVENUE:	\$80,000
UNIT COST:	\$26,209.75	TOTAL COST:	\$104,839
UNIT PROFIT (SUBSIDY):	\$(6,209.75)	TOTAL PROFIT (SUBSIDY):	\$(24,839)
TOTAL UNITS:	4	PCT. COST RECOVERY:	76.31%
SUGGESTED FEE FOR COST RECOVERY OF: 100% \$26,210 per development			

**CITY OF LONG BEACH
COST DETAIL WORKSHEET
FY 2020-2021**

SERVICE NEW CONSTRUCTION METER ROOM					REFERENCE NO. ER-72		
NOTE Unit Costs are an Average of Total Units					TOTAL UNITS 4		
<u>DEPARTMENT</u>	<u>POSITION</u>	<u>TYPE</u>	<u>UNIT TIME</u>	<u>UNIT COST</u>	<u>ANN. UNITS</u>	<u>TOTAL COST</u>	
ENGINEERING - GAS	MECHANICAL ENGINEER		16.00	\$3,305.28	4	\$13,221	
ENGINEERING - GAS	ENGINEERING TECH II		8.00	\$1,069.36	4	\$4,277	
ENGINEERING - GAS		1 Yr Data Service	0.00	\$480.00	4	\$1,920	
ENGINEERING - GAS		Sensus RF Engineer	0.00	\$5,970.00	4	\$23,880	
ENGINEERING - GAS		R100 RNI Integration	0.00	\$3,600.00	4	\$14,400	
ENGINEERING - GAS		R100 Installation	0.00	\$3,375.00	4	\$13,500	
ENGINEERING - GAS		R100 Equipment	0.00	\$4,374.75	4	\$17,499	
ENGINEERING - GAS		Cell Modem Equip	0.00	\$750.00	4	\$3,000	
ENGINEERING - GAS		Electrical Install	0.00	\$375.00	4	\$1,500	
INSPECTIONS - GAS	CONST INSP II		16.00	\$2,910.40	4	\$11,642	
		TYPE SUBTOTAL	40.00	\$26,209.79		\$104,839	
TOTALS			40.00	\$26,209.75		\$104,839	

EXHIBIT “C”

PROPOSED MID-YEAR FEE ADJUSTMENTS FOR FISCAL YEAR 2022

Attachment C

Fee Name	Current Fee	Proposed Fee	Per	Theoretical Annual Revenue Change	Fund Group
Department: CITY MANAGER					
Cannabis Social Equity Program Fee	\$2,500	\$1,545	Application/License	(\$115,000)	GENERAL
TOTAL CITY MANAGER				(\$115,000)	
Department: DEVELOPMENT SERVICES					
BUILDING					
PLAN CHECK FEES					
ELECTRICAL PLAN CHECK					
Additional Electrical Plan Check for Title 24 Energy	NEW	\$0.0224 per square foot, but not less than \$100	Plan Check	\$60,000	DEVELOPMENT SERVICES
CODE ENFORCEMENT					
SUBSTANDARD PROGRAM				\$120,000	GENERAL
Termination of Notice of Lien	60.00	165.00	Termination		
WEED ABATEMENT PROGRAM					
Termination of Notice of Lien	60.00	165.00	Termination		
ABANDONED VEHICLE PROGRAM					
Termination of Notice of Lien	60.00	165.00	Termination		
VACANT BUILDING MONITORING					
Termination of Notice of Lien	60.00	165.00	Termination		
HOUSING SERVICES					
IN-LIEU PAYMENTS					
Inclusionary Housing In-Lieu for Rental Residential Developments-Year 1 (01/01/2021-12/31/2021)	NEW	If submitted during calendar year 2021, it's \$20.80 multiplied by the entire leasable area of the residential development OR for a fractional inclusionary unit shall be the product of such fraction multiplied by \$375,400.	Application	\$0	HOUSING DEVELOPMENT
Inclusionary Housing In-Lieu for Rental Residential Developments-Each Subsequent Year (Annually from 01/01/2022)	NEW	If submitted during calendar year 2022 or any subsequent year, the prior year fee shall be adjusted by the annual percentage change in new home values for Los Angeles County as published by the Real Estate Research Council.	Application		
Inclusionary Housing In-Lieu for Ownership Residential Developments-Year 1 (01/01/2021-12/31/2021)	NEW	If submitted during calendar year 2021, it's \$14.00 multiplied by the saleable area of the residential development OR the for a fractional inclusionary unit shall be the product of such fraction multiplied by \$413,300.	Application		

PROPOSED MID-YEAR FEE ADJUSTMENTS FOR FISCAL YEAR 2022

Attachment C

Fee Name	Current Fee	Proposed Fee	Per	Theoretical Annual Revenue Change	Fund Group
Inclusionary Housing In-Lieu for Ownership Residential Developments-Each Subsequent Year (Annually from 01/01/2022)	NEW	If submitted during calendar year 2022 or any subsequent year, the prior year fee shall be adjusted by the annual percentage change in new home values for Los Angeles County as published by the Real Estate Research Council.	Application		
TOTAL DEVELOPMENT SERVICES				\$180,000	
Department: HEALTH & HUMAN SERVICES					
ENVIRONMENTAL HEALTH SERVICES					
FOOD PROGRAM FEES					
SOFT SERVE					
Dairy Soft Serve Ice Cream	333.00	342.00	Annual Permit	\$900	HEALTH
Non-Dairy Soft Serve Ice Cream	333	342.00	Annual Permit		
Frozen Yogurt	333.00	342.00	Annual Permit		
SPECIAL PROGRAM FEES					
Shared Use Cannabis Manufacturing Facility: 1-1,999 sq ft manufacturing	NEW	\$1,755.00	Annual Permit	\$0	HEALTH
Shared Use Cannabis Manufacturing Facility: 2,000-5,999 sq ft manufacturing	NEW	\$2,140.00	Annual Permit		
Shared Use Cannabis Manufacturing Facility: 6,000+ sq ft manufacturing	NEW	\$2,525.00	Annual Permit		
Shared Use Cannabis Manufacturing Tenant	NEW	\$159.00	Annual Permit		
PLAN CHECK FEES					
CANNABIS					
Consultation	NEW	\$139.00	1.5 hours, then \$76/hr thereafter	\$0	HEALTH
PC: New Shared Use Cannabis Manufacturing Facility, 1-1,999 sq ft	NEW	\$1,075.00	Each Plan		
PC: New Shared Use Cannabis Manufacturing Facility, 2,000-5,999 sq ft	NEW	\$1,670.00	Each Plan		
PC: New Shared Use Cannabis Manufacturing Facility, 6,000+ sq ft	NEW	\$1,970.00	Each Plan		
Minor Remodel	NEW	1/2 of approp fee	Each Plan		
PC: Shared Use Cannabis Manufacturing Facility - Tenant, 1-1,999 sq ft	NEW	\$537.50	Each Plan		
PC: Shared Use Cannabis Manufacturing Facility - Tenant, 2,000-5,999 sq ft	NEW	\$835.00	Each Plan		

PROPOSED MID-YEAR FEE ADJUSTMENTS FOR FISCAL YEAR 2022

Attachment C

Fee Name	Current Fee	Proposed Fee	Per	Theoretical Annual Revenue Change	Fund Group
PC: Shared Use Cannabis Manufacturing Facility - Tenant, 6,000+ sq ft	NEW	\$985.00	Each Plan		
Cannabis - Reinspection Fee	NEW	\$240.00	Each reinspection		
TOTAL HEALTH AND HUMAN SERVICES				\$900	
Department: PARKS, RECREATION, & MARINE					
TIDELANDS FEES					
THE FOLLOWING TIDELANDS AND SPECIAL EVENT FEES ARE APPROVED BY THE LONG BEACH CITY COUNCIL THROUGH THE ADOPTION OF A RESOLUTION DURING A HEARING.					
MARINE BUREAU - TIDELANDS FUNDS					
MARINA FEES					
Visiting Vessel FOB Key Charge	\$5	\$10	Key	\$250	MARINA
Live Aboard Key Deposit	105	100	Each	(\$250)	MARINA
Dry Boat Storage Wait-List Fee	\$32	\$33	Occurrence	\$30	TIDELANDS OPERATIONS
ANIMAL CARE SERVICES					
THE FOLLOWING ANIMAL CARE SERVICES FEES ARE APPROVED BY THE LONG BEACH CITY COUNCIL THROUGH THE ADOPTION OF A RESOLUTION DURING A HEARING.					
INOCULATIONS AND MEDICAL CARE					
Microchip	\$25.00	\$15.00	Animal	(\$2,060)	GENERAL
TOTAL PARKS, RECREATION, & MARINE				(\$2,030)	
Department: PUBLIC WORKS					
PARKING MANAGEMENT					
Broadway/Civic Garage Parking Rates					
Broadway/Civic Garage - Transient Parking	\$1.75	\$2	Each 30 minutes beyond 30 minutes	(\$13,568)	CIVIC CENTER
Broadway/Civic Garage - Library Validation	\$1.75	\$2	First 3 Hours with library validation	(\$1,400)	
TOTAL PUBLIC WORKS				(\$14,968)	
TOTAL GENERAL FUND				\$2,940	
TOTAL ALL OTHER FUNDS				\$45,962	
TOTAL ALL FUNDS				\$48,902	