

STATE OF CALIFORNIA - DEPARTMENT OF GENERAL SERVICES
STANDARD AGREEMENT - AMENDMENT

35404

SCO ID: 4265-1910156-A3

STD 213A (Rev. 4/2020)

CHECK HERE IF ADDITIONAL PAGES ARE ATTACHED 2 PAGES

AGREEMENT NUMBER 19-10156	AMENDMENT NUMBER A03	Purchasing Authority Number
------------------------------	-------------------------	-----------------------------

1. This Agreement is entered into between the Contracting Agency and the Contractor named below:

CONTRACTING AGENCY NAME California Department of Public Health
CONTRACTOR NAME City of Long Beach

2. The term of this Agreement is:

START DATE October 1, 2019
THROUGH END DATE September 30, 2022

3. The maximum amount of this Agreement after this Amendment is:

\$14,868,584.00 Fourteen Million Eight Hundred Sixty-Eight Thousand Five Hundred Eighty-Four Dollars

4. The parties mutually agree to this amendment as follows. All actions noted below are by this reference made a part of the Agreement and incorporated herein:


I. This amendment is adding \$64,458.00 to the base funding, to better support the Contractor's needs and allow the Contractor to perform more of the same services. In addition, \$50,399.00 is being added for the "Books for Kids Program" (State General Funds, effective 07/01/2021 - 06/30/2022). These changes increase the contract by \$114,857.00, changing the total amount to read \$14,868,584.00. Funds were also shifted in fiscal year 3 to accommodate anticipated expenses.

All other terms and conditions shall remain the same.


IN WITNESS WHEREOF, THIS AGREEMENT HAS BEEN EXECUTED BY THE PARTIES HERETO.

CONTRACTOR


CONTRACTOR NAME (if other than an individual, state whether a corporation, partnership, etc.)

City of Long Beach			
CONTRACTOR BUSINESS ADDRESS 411 W. Ocean Blvd.	CITY Long Beach	STATE CA	ZIP 90802
PRINTED NAME OF PERSON SIGNING Tom Modica	TITLE City Manager		
CONTRACTOR AUTHORIZED SIGNATURE 	DATE SIGNED 11/15/21		

STATE OF CALIFORNIA

CONTRACTING AGENCY NAME California Department of Public Health			
CONTRACTING AGENCY ADDRESS 1616 Capitol Avenue, Suite 74.262, MS 1802, PO Box 997377	CITY Sacramento	STATE CA	ZIP 95899
PRINTED NAME OF PERSON SIGNING Joseph Torrez	TITLE Chief, Contracts Management Unit		
CONTRACTING AGENCY AUTHORIZED SIGNATURE 	DATE SIGNED 12/01/2021		

CALIFORNIA DEPARTMENT OF GENERAL SERVICES APPROVAL



EXEMPTION (If Applicable)

APPROVED AS TO FORM

November 10, 2021

CHARLES PARKIN, City Attorney

By  TAYLOR M. ANDERSON, DEPUTY CITY ATTORNEY

II. Certain changes made in this amendment are displayed as follows: Text additions are displayed in **bold and underline**. Text deletions are displayed with a strike through the text (i.e., Strike).

III. Revised Exhibit A, Scope of Work, Provision 4. as follows:

4. Project Representatives

A. The project representatives during the term of this agreement will be:

California Department of Public Health	City of Long Beach
John Romeo, Contract Manager Telephone: (916) 928-8862 Fax: (916) 263-3314 E-mail: John.Romeo@cdph.ca.gov	Kelly Colopy, Director Telephone: (562) 570-4016 Fax: (562) 570-4049 E-mail: Kelly.Colopy@LongBeach.gov

B. Direct all inquiries to:

California Department of Public Health	City of Long Beach
CDPH/WIC Division Attention: John Romeo, Contract Manager Local Services Branch 3901 Lennane Drive Sacramento, CA 95834 Telephone: (916) 928-8862 Fax: (916) 263-3314 E-mail: John.Romeo@cdph.ca.gov	Attention: Judy A. Ogunji, MS RD Nutrition Services Officer, WIC Director 2525 Grand Avenue Long Beach, CA 90815 Telephone: (562) 570-4475 Fax: (562) 570-4032 E-mail: Judy.Ogunji@LongBeach.gov

C. All payments from CDPH to the Contractor; shall be sent to the following address:

Remittance Address
Federal ID#: [REDACTED]
FISCAL ID #:
Contractor: City of Long Beach
Attention: "Cashier" <u>Nerissa Mojica, Financial Services Officer</u>
Address: Nerissa Mojica, Financial Services Officer <u>2525 Grand Avenue, Long Beach, CA 90815-176</u>
Contract Number: 19-10156 <u>A03</u>
Email: Nerissa.Mojica@LongBeach.gov

D. Either party may make changes to the information above by giving written notice to the other party. Said changes shall not require an amendment to this agreement.

IV. Revised Exhibit A, Scope of Work, Provision 7.A.12) to include the following:

e) Continuous Time Reporting - Books for Kids Program (if applicable)

The Contractor shall adhere to all fiscal procedures required for Books for Kids restricted funds and keep continuous time reports for all dual funded positions performing Books for Kids related duties as outlined in Exhibit A, Provision 7.A.27).

V. Revised Exhibit A, Scope of Work, Provision 7.A. to include the following:

27) Books for Kids Program (only applies to the Contractor that receives funds for this service)

The Contractor will assure that the funding is spent on books for WIC participants 0-5 years old. Local agencies may subcontract the activity to another entity to purchase and distribute books for eligible WIC participants only. When subcontracting to another entity, data must be obtained and made available that identifies the number of WIC participants who receive the books and the number of books distributed by language.

VI. Revised Exhibit B, Budget Detail and Payment Provisions, Provision 1.E. as follows:

E. Amounts Payable

The amounts payable under this agreement shall not exceed: \$14,753,727.00 **\$14,868,584.00.**

Exhibit B, Attachment 1
Budget Detail Worksheet
October 1, 2019 - September 30, 2022

Personnel	RANGE A SOW 7.A		EXHIBIT A ATTACH 1	Year 1		Year 2		Year 3		FTE Adj.	Amended FTE	Budgeted Amount	Budget Adj.	Amended Budgeted Amount	Total	Total Budget Adj.	Amended Total
				10/1/2019 - 9/30/2020	10/1/2020 - 9/30/2021	10/1/2021 - 9/30/2022	10/1/2021 - 9/30/2022										
	WAC Position Title	Minimum	Maximum	Current Base Annuity	Current Base Annuity	Amended Base Annuity	Amended Base Annuity	Amended Base Annuity	Amended Base Annuity	Amended Base Annuity							
WAC Director (2)	1-23	1-8		81,974	122,081	130,120	2,90	113,055	1,00	2,00	223,005		223,005	223,005	223,005	223,005	223,005
WAC Program Operation Coordinator (2)	12,15	1-6, 7-8		88,741	89,995	69,765	0,90	85,089	1,00	1,00	82,532		82,532	82,532	82,532	82,532	82,532
WAC Program Operation Coordinator (2)	2-3, 8, 15, 19	1-6, 7-8		87,868	78,816	79,148	0,24	40,112	1,00	1,00	75,068	72,279	147,787	148,806	72,279	148,806	72,279
WAC Program Operation Coordinator (1)	2, 9, 12, 14	1-6, 7		87,086	78,816	80,661	1,85	146,134	2,00	2,00	158,984		158,984	158,984	158,984	158,984	158,984
WAC Program Supervisor (2)	5, 7, 8, 9, 12, 27	1-5, 7		89,502	51,116	128,493	1,86	128,940	2,00	1,00	60,203	60,203	209,843	207,543	60,203	60,203	60,203
WAC Technician (1)	2, 7, 8, 9, 12, 27	1-5, 7		85,116	88,502	24,854	3,24	293,858	1,90	(1,00)	167,349	173,272	167,349	338,598	173,272	338,598	167,349
WAC Program Inventory Controller (1)(1)	12, 16-19	1-6, 7		86,540	76,778	66,058	0,00	0,00	0,00	0,00	0,00		0,00	0,00	0,00	0,00	0,00
WAC Program Supervisor (1)(2)	2, 7, 8, 9, 12	1-6, 7		86,540	76,778	130,869	1,66	126,471	1,00	1,00	133,727		133,727	133,727	133,727	133,727	133,727
WAC Administrative Assistant (1)(2)	2, 7, 8, 9, 12, 27	1-5, 7		81,848	61,212	61,212	0,00	0,00	0,00	0,00	0,00		0,00	0,00	0,00	0,00	0,00
WAC Administrative Assistant (1)(2)	2, 7, 8, 9, 12	1-6		80,940	62,837	39,532	0,90	39,499	1,00	1,00	79,493	(2,994)	76,509	76,509	76,509	76,509	76,509
WAC Administrative Assistant (1)(2)	2, 7, 8, 9, 12, 27	1-5, 7		82,925	61,247	120,920	1,64	233,568	4,00	(1,00)	167,331	167,331	610,414	602,719	610,414	610,414	610,414
WAC Administrative Assistant (1)(2)	2, 7, 8, 9, 12, 27	1-6, 8		85,282	61,247	155,650	1,99	118,884	1,00	0,00	128,364		128,364	128,364	128,364	128,364	128,364
WAC Administrative Assistant (1)(2)	2, 7, 8, 9, 12, 27	1-5, 7		81,205	61,205	99,164	0,79	393,825	5,00	2,05	8,30	165,227	165,227	498,406	498,406	165,227	165,227
WAC Administrative Assistant (1)(2)	2, 7, 8, 9, 12, 27	1-6, 7		81,925	62,926	40,110	0,80	57,985	0,00	0,00	41,430		41,430	41,430	41,430	41,430	41,430
WAC Administrative Assistant (1)(2)	2, 7, 8, 9, 12, 27	1-5, 7		82,825	61,205	230,242	0,45	243,927	8,00	(2,75)	6,98	443,674	(174,039)	269,635	1,141,841	1,141,841	1,141,841
WAC Administrative Assistant (1)(2)	2, 7, 8, 9, 12, 27	1-6, 7		81,806	61,828	69,817	1,01	79,406	1,80	0,10	2,00	86,830	4,870	91,700	91,700	91,700	91,700
WAC Program Inventory Controller (1)(1)	12, 16-19	1-6, 7		80,940	72,807	135,241	0,90	79,932	1,00	1,00	85,853		85,853	85,853	85,853	85,853	85,853
WAC Administrative Assistant	2, 7, 8, 9, 12	1-6		86,540	78,778		0,00	42,091	1,00	1,00	79,982	(3,452)	83,434	112,291	112,291	112,291	112,291
Overtime				34,000									37,500	3,500	41,000	41,000	41,000
Salaries and Wages				2,241,144		2,787,249		2,787,249			2,634,850	37,328	2,672,178	2,672,178	2,672,178	2,672,178	2,672,178
Total FTE				38,42		34,35		39,78	0,00	32,75							
Range Benefits (2)																	
TOTAL PERSONNEL				2,870,228		2,872,750		2,872,750			2,672,178	37,554	2,709,732	2,709,732	2,709,732	2,709,732	2,709,732
Operating Expenses	EXHIBIT A SOW 7.A	EXHIBIT A ATTACH 1															
General Expense (1)	9, 17, 18, 19, 27	1-9		775,000		263,330		263,330			214,893	45,798	259,679	259,679	45,798	214,893	
Travel (1)	9	1-9		7,000		0,000		0,000			8,000	2,000	10,000	10,000	2,000	8,000	
Training	4, 5, 7, 17	1-9		11,000		39,800		39,800			18,000	5,000	23,000	23,000	5,000	18,000	
Outreach/Media Promotion	17	1-9		10,000		18,000		18,000			20,000	5,000	25,000	25,000	5,000	20,000	
Facility Costs (Over Exhibit B, Attach II for breakdown) (2)	11	1-9		347,129		406,120		406,120			401,100	18,000	383,300	1,150,440	18,000	1,150,440	
TOTAL OPERATING EXPENSES				1,140,229		718,260		718,260			662,993	71,779	734,772	734,772	71,779	662,993	
Major Equipment (1) Unit Cost of \$5,000 or More	EXHIBIT A SOW 7.A	EXHIBIT A ATTACH 1															
Equipment (1)	9, 17, 18, 20, 21	1-9		75,000		75,000		75,000									
Vehicles (1)	9, 17, 19, 19	1-9		47,000													
TOTAL MAJOR EQUIPMENT				122,000		75,000		75,000									
Subcontracts (1)	EXHIBIT A SOW 7.A	EXHIBIT A ATTACH 1															
TOTAL SUBCONTRACTS																	
Indirect Costs																	
Total Personnel Costs				2,108,000%		2,032,320%		2,032,320%			2,672,178%	10,317%	2,682,495%	2,682,495%	10,317%	2,682,495%	2,682,495%
TOTAL INDIRECT COSTS				236,796		683,824		683,824			669,884	16,317	686,201	686,201	16,317	669,884	
TOTAL BUDGET				4,843,648		4,369,536		4,369,536			4,369,536	114,937	4,484,473	4,484,473	114,937	4,369,536	

Year 3 Contract Amounts: \$ 4,484,473
Year 3 Funding Changes: \$ 114,937
Year 3 Checks/Balances: \$ 4,369,536

*All costs will be reviewed by COPM for approval
 (1) Bilingual - Positions that receive bilingual pay will show a higher budgeted amount. Justification and back-up documentation will be kept on file.
 (2) Additional Pay (Longevity, Retention, Differential and COLA) - Positions that receive these compensations will show a higher budgeted amount. Justification and back-up documentation will be kept on file.
 (3) Overtime - Requires justification if amount does not seem reasonable. Justification will be kept on file.
 (4) Range Benefits - Justification and back-up documentation will be kept on file for any range increase that exceeds 50%.
 (5) General Expenses - Includes items such as: minor equipment, office furniture, IT equipment, non-personnel items, etc., professional certifications, audit costs, vehicle maintenance, IT maintenance, program materials, office expenses (i.e., telephone services, printing, postage, supplies, etc.), etc.
 (6) Travel - All costs reimbursed shall be in accordance with CHR rates.
 (7) Facility Costs - Includes Rent, Utilities, Janitorial, Security, and Maintenance.
 (8) Major Equipment - Unit cost must be \$5,000 or more. Refer to Exhibit D, Provision 1 for procurement rules.
 (9) Equipment - Includes items such as: Telephone systems, information technology equipment, photocopy machines, etc.
 (10) Vehicles - Will be used for Facility Site Visits, Conferences, Trainings, and Outreach.
 (11) Subcontracts - List the subcontractor's name and short list of services provided.

**Exhibit B, Attachment II
Facility Cost Worksheet
October 1, 2019 - September 30, 2022**

Total Facility Costs:					Year 1 Amended Total				Year 2 Amended Total				Year 3 Total	Year 3 Amended Total
\$ 1,145,640					\$ 347,220				\$ 402,120				\$ 401,100	\$ 396,300
Site Street Address, City, State & Zip Code	Type of Space (i.e., Clinic Site, Admin. Training Center, Warehouse, Storage Area, Satellite site)	Total Square Footage	Amended Total Cost of Site Per Month	Amended Total Site Costs Per Year	Amended Total Cost of Site Per Month	Amended Total Site Costs Per Year	Total Cost of Site Per Month	Total Cost of Site Per Month Adj.	Amended Total Cost of Site Per Month	Total Site Cost Per Year	Amended Total Site Costs Per Year			
2125 Santa Fe Avenue / Long Beach, CA 90810	Clinic Site	4395	-	-	-	-	-	-	-	-	-			
2525 Grand Avenue #106 / Long Beach, CA 90815	Clinic Site	4650	-	-	-	-	-	-	-	-	-			
5166 Atlantic Avenue / Long Beach, CA 90805	Clinic Site	5500	12,610	151,320	15,675	188,100	14,950	1,300	16,250	179,400	195,000			
1043 Elm Avenue #401 / Long Beach, CA 90813	Clinic Site	5375	13,650	163,800	14,875	178,500	15,400	(1,700)	13,700	164,400	184,400			
1133 Rhea Street / Long Beach, CA 90806	Clinic Site	4125	50	600	60	720	75	-	75	900	900			
2101 E. Carson Street / Long Beach, CA 90807	Offsite Storage	0	1,375	16,500	1,600	19,200	1,650	-	1,650	19,800	19,800			
5911 Fresca Drive / La Palma, CA 90623	Files Storage and Shredding Facilities	0	750	9,000	800	9,600	850	-	850	10,200	10,200			
1651 San Francisco Avenue / Long Beach, CA 90813	Maintenance	0	500	6,000	500	6,000	500	-	500	6,000	6,000			