

CITY OF LONG BEACH

R-29

DEPARTMENT OF DEVELOPMENT SERVICES

333 West Ocean Blvd., 3rd Floor, Long Beach, CA 90802 (562) 570-5237

October 23, 2018

HONORABLE MAYOR AND CITY COUNCIL
City of Long Beach
California

RECOMMENDATION:

Receive and file the Parking Study for Downtown and Alamitos Beach. (Districts 1, 2)

DISCUSSION

The Downtown Long Beach Parking Area Study (Study) was required as part of a Settlement Agreement and Release of Claims with Long Beach Transportation and Parking Solutions (LBTAPS), to study parking within a portion of Downtown Long Beach and Alamitos Beach (Study Area). On May 23, 2017, the City Council approved a contract with KOA Corporation (KOA), as a third-party consultant for an approximately 18-month parking study.

The Settlement Agreement also designated the creation of a Parking Solution Implementation Fund (PSIF). This fund is designed to provide essential funding for some of the implementation measures contained within the Study, as well as other parking improvements, which may be developed by the Department of Public Works. The source of funds for the PSIF includes: \$20,000 contributions from each of the three development site buyers subject to the litigation, and City funds from a portion of proceeds from the sale of several Successor Agency parcels with a City contribution total of \$138,540. The total funding amount of the PSIF is expected to be approximately \$198,540, once the three development sites have sold.

The Study

The scope of work for the Study included: (1) data collection on current parking inventory, supply, hours of operation, and parking rates; (2) discussion of strategies to provide more on-street parking via restriping/reconfiguration; (3) a public outreach effort; and, (4) production of a report including parking strategy/management detailing recommendations based on the existing parking supply and demand conditions.

The public outreach effort involved a multi-faceted effort to capture the widest audience feasible. KOA attended neighborhood and residential association meetings to share progress on the effort, as well as to garner input. Then, KOA conducted "sidewalk" (intercept) surveys to document current parking usage characteristics. During the week of February 19, 2018, an online study was distributed via email to stakeholders, neighborhood and advocacy groups, and interested parties within the Study Area, as well

as via social media such as targeted Facebook posts by the City, and promotion on Facebook and other channels by LBTAPS and other area associations. Over 6,000 responses were received. A copy of the in person and online surveys is included as Attachment A –and the larger discussion including results can be found within Section 5 of the larger report attached as Attachment B – Parking Study for Downtown and Alamitos Beach.

The Study includes a summary of the work effort, evaluation of City parking regulations and requirements, identification of parking resources, parking needs, and parking strategy/management recommendations based on the existing parking supply and demand conditions. In accordance with the terms of the Settlement Agreement, LBTAPS was allowed the opportunity to provide comments on the draft Study. In response, KOA has incorporated information requested by LBTAPS into the final Study.

Study Findings

Based on field observations, public input, and analysis, KOA came to very different conclusions for Downtown and Alamitos Beach. In general, observed occupancy rates for the Downtown Study Area were measured generally below full capacity and that offsite parking facilities (garages) were underutilized due to inefficient parking and wayfinding signage and lack of promotion and knowledge of their availability. While there is a high demand for on-street parking in both Downtown and Alamitos Beach, the overall utilization rate for off-street parking in Downtown is low. The overall utilization of off-street parking in Downtown is below 50 percent, indicating that no parking shortage exists. KOA found no evidence that new development in Downtown has triggered any parking shortage, or that there is need to reconsider parking requirements for new development. However, the Study does include recommendations to improve access to, and knowledge of, both on- and off-street parking within Downtown.

Parking is considerably more constrained in Alamitos Beach. Occupancy rates for on-street parking measured in excess of capacity during evenings and weekends, due to the predominance of residential land uses. Very limited off-street parking exists in the area although that limited supply is under-utilized. While vehicle ownership is lower in this portion of the City than Citywide, the supply of parking is nonetheless insufficient. This parking shortage is primarily caused by historic buildings in the area being constructed with little to no off-street parking. The majority of Alamitos Beach homes and apartments were constructed prior to 1943, with a plurality constructed in the 1920s. No parking requirement existed during this period of construction. A secondary finding in the Study is that those residents who do have access to a garage are oftentimes using that garage for storage; thus, rendering the space unusable for parking and increasing the demand for off-street parking spaces. In the online survey for the Study, over 20 percent of people with access to a garage reported using their garage for storage instead of parking.

Study Recommendations

KOA has proposed recommended measures catered towards each Study Area. These recommendations are summarized in Attachment C. The recommendations are grouped into short-, medium- and long-term measures. The recommended measures seek to address: high demand for on-street parking, under-utilization of off-street parking, and overall parking supply constraints (only in Alamitos Beach). Examples of short-term measures include restriping and other measures to increase the supply of on-street parking, such efforts are already underway on Broadway and other strategic locations. Wayfinding and vigorous parking enforcement are other short-term measures. Medium-term measures include, for example, advanced parking meter technology and dynamic metered-parking pricing. Some longer-term measures include the use of parking lifts and robotic parking structures, benefit or special assessment districts to fund parking improvements, and improved transit or shuttle service that would allow those who own a car, but routinely travel by other means, to park remotely in a less constrained location.

Next Steps

The Departments of Development Services and Public Works are committed to address the parking issues highlighted in the Study. Many of the recommendations, such as improving wayfinding and adding on-street parking through restriping, are already underway. Those items that can be accomplished within existing funding and work programs will continue without the need for further City Council approval.

Other recommendations require further analysis and may have fiscal implications beyond what is available in the PSIF. These items will return to the City Council for the appropriate authorization, funding and policy consideration. Many of the mid- and long-term recommendations for Alamitos Beach may require Coastal Permits and may be constrained by the City's Local Coastal Program and the California Coastal Act. As the Study serves as a starting point and not a final plan or list of measures, Development Services and Public Works, will also continue to pursue new measures to address community parking concerns whether or not those measures appear in the Study.

Staff will provide the City Council with updates regarding these improvements at appropriate regular intervals.

This matter was reviewed by Assistant City Attorney Michael J. Mais on October 2, 2017 and by Budget Analysis Officer Julissa José-Murray on October 4, 2018.

TIMING CONSIDERATIONS

The Settlement Agreement defines a schedule under which this effort should be complete, which is generally 18 months. Staff has shared the findings and recommendations with the Planning Commission. In accordance with the Settlement Agreement, City Council consideration of this item is requested on October 23, 2018.

FISCAL IMPACT

The Study is presented for the City Council's consideration. Further analysis by staff will be needed to review the implementation of the study recommendations. Many of the recommendations in the Study are already underway and can be accomplished within existing funding and work programs. Implementation of Study recommendations that exceed current City funding and the revenues received from the sale of the three development sites, will have financial implications. Staff will return to the City Council with Study recommendations suggested for implementation, at a later date. The fiscal impact and necessary offsets of future recommendations will be discussed at that time.

SUGGESTED ACTION:

Approve recommendation.

Respectfully submitted,



LINDA F. TATUM, FAICP
DIRECTOR OF DEVELOPMENT SERVICES

LFT:CK:ct

P:\Planning\City Council Items (Pending)\Council Letters\2018\2018-10-23\Oct 23 Downtown Parking Study v4.docx

Attachments: Attachment A – Public Outreach Surveys
Attachment B – Parking Study for Downtown and Alamitos Beach
Attachment C – Downtown and Alamitos Beach Parking Study
Recommendations Summary

APPROVED:



PATRICK H. WEST
CITY MANAGER

Attachment A – Intercept Survey

DOWNTOWN LONG BEACH / ALAMITOS BEACH PARKING SURVEY

CITY OF
LONG BEACH

You are a ...

- ☐ Resident of Long Beach
☐ Visitor of Long Beach
☐ Employee working in Long Beach
☐ Business owner in Long Beach
☐ Other (please specify): _____

Where do you live?

City: _____

Zip Code: _____

What is the main purpose of your trip to this area today?

- ☐ Home / Live Here
☐ Shopping
☐ Eating / Dining
☐ Work-related
☐ Social / Recreation Purposes
☐ Personal Errands
☐ Other (please specify): _____

If you *don't live* here, how many times a week are you in this area of Long Beach?

- ☐ Once or less ☐ Other
☐ 2-3 (please specify): _____
☐ 4-5
☐ 6-7

Where were you *just before* coming to *this area* of Long Beach?

- ☐ City: _____
☐ Zip Code: _____
☐ ☐ Home ☐ Other
☐ Work (please specify): _____
☐ School

If you *live* in Long Beach:

- ☐ Do you own or rent?
☐ Own ☐ Rent
☐ If you rent, how many units are in your building? _____
☐ Do you have access to a garage?
☐ Yes ☐ No
☐ If so, what is the garage used for?
☐ Parking ☐ Other: _____
☐ Storage

Have you ever come to this area and left because there was no parking available within reasonable walking distance?

- ☐ Yes ☐ No

How many blocks are you *willing* to walk from where you park to your destination?

- ☐ Same block ☐ 2 blocks
☐ 1 block ☐ 3+ blocks

How do you *usually* get to this area of Long Beach?

- ☐ Car / Truck / Van (drove alone)
☐ Car / Truck / Van (carpooled)
☐ Bus
☐ Train / Rail
☐ Walk
☐ Bike
☐ Rideshare (e.g. Uber, Lyft)
☐ Other (please specify): _____

How did you get to this area of Long Beach *today*?

- ☐ Car / Truck / Van (drove alone)
☐ Car / Truck / Van (carpooled)
☐ Bus
☐ Train / Rail
☐ Walk
☐ Bike
☐ Rideshare (e.g. Uber, Lyft)
☐ Other (please specify): _____

If you drove today:

- ☐ Where did you park?
☐ On-street: Metered
☐ On-street: Un-metered
☐ Surface Parking Lot
☐ Garage / Parking Structure
☐ Other (please specify): _____
☐ Did you pay for parking?
☐ Yes (how much? \$ _____/hr)
☐ No
☐ How many minutes did it take for you to find parking?
☐ 5 or less ☐ 21-25
☐ 6-10 ☐ 26-30
☐ 11-15 ☐ More than 30
☐ 16-20
☐ How long are you going to be parked for?
☐ < 15 minutes ☐ 2+ hours ↘
☐ 16-30 minutes ☐ 31-59 minutes
☐ 1 - 1.5 hour ☐ 1.5 - 2 hours
☐ Are you parking overnight? (circle) Y / N
☐ How far are you parked from your destination?
☐ Same block ☐ 2 blocks
☐ 1 block ☐ 3+ blocks

HELP US LEARN MORE!

Do you have any suggested improvements?

(check all that apply)

- ☐ Increase Parking Supply
☐ Change Parking Restrictions
☐ Provide Employee Parking
☐ Stricter Parking Enforcement
☐ Residential Permit Parking
☐ Parking Validation
☐ Provide/Improve Alternative Transportation Modes
☐ Improve Handicap Parking
☐ Other: _____

How do you identify yourself?

- ☐ Female
☐ Male
☐ _____

Race / Ethnicity

(check all that apply)

- ☐ White
☐ Hispanic or Latino
☐ Black or African American
☐ Asian / Pacific Islander
☐ Native American
☐ Other: _____

Age

- ☐ < 17 ☐ 35-44 ☐ 65-74
☐ 18-24 ☐ 45-54 ☐ 75+
☐ 25-34 ☐ 55-64

What language(s) do you speak?

(check all that apply)

- ☐ English
☐ Spanish
☐ Khmer
☐ Tagalog
☐ Other: _____

Thank you for participating in our survey! If you additional comments, feel free to write them on the back.

Attachment A – Online Survey

Downtown LB & Alamitos Beach Parking Study Survey 2018

The City of Long Beach is conducting a survey regarding parking within the Downtown Long Beach and Alamitos Beach communities. The responses from this survey will help assess parking usage and inform possible parking improvements for these two areas. Help us improve parking and transportation in Long Beach by taking this short survey!

The following maps represent the study area boundaries.

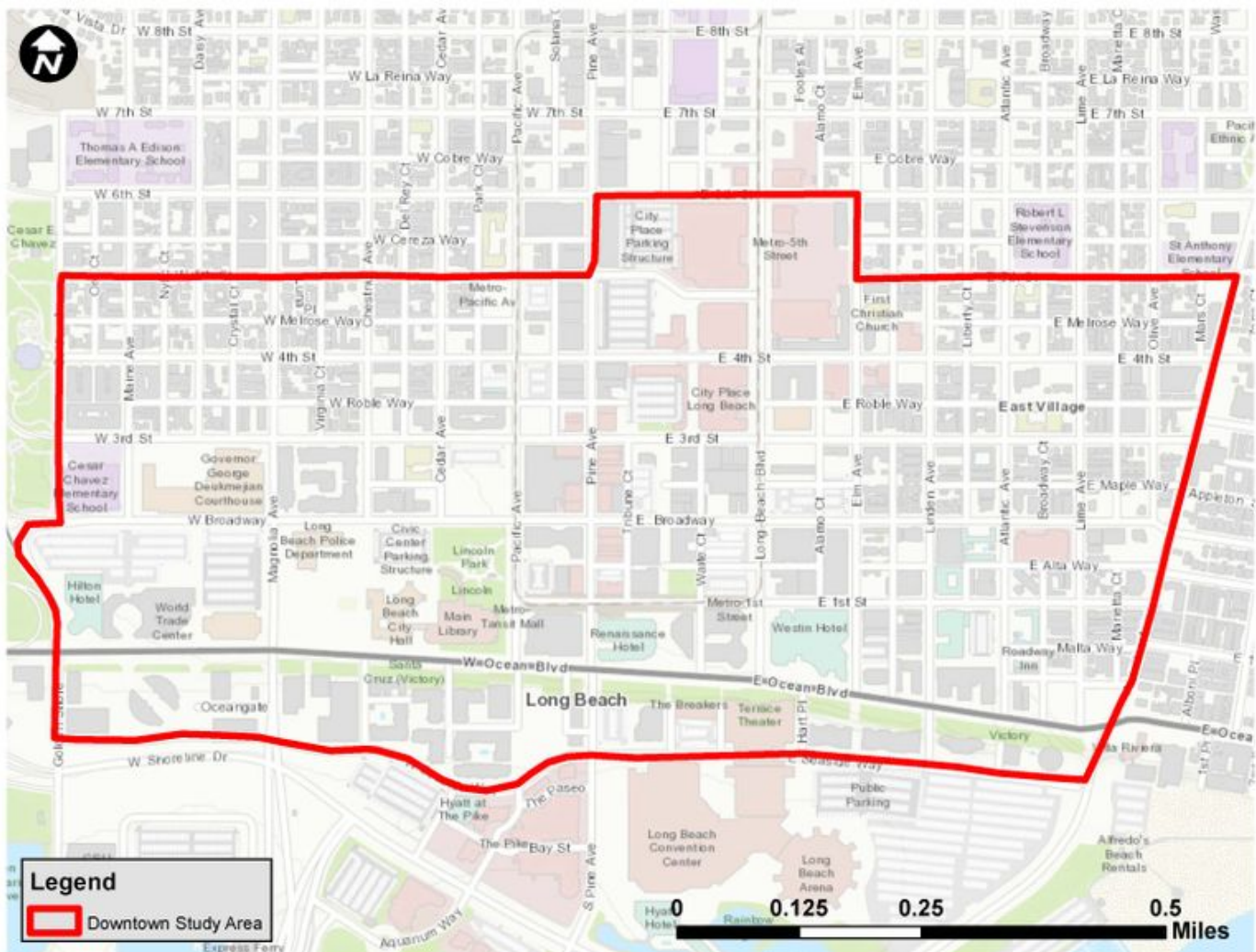
Downtown Long Beach Study Area

North - 5th/6th St.

South - Seaside Way

West - Golden Ave.

East - Alamitos Blvd.



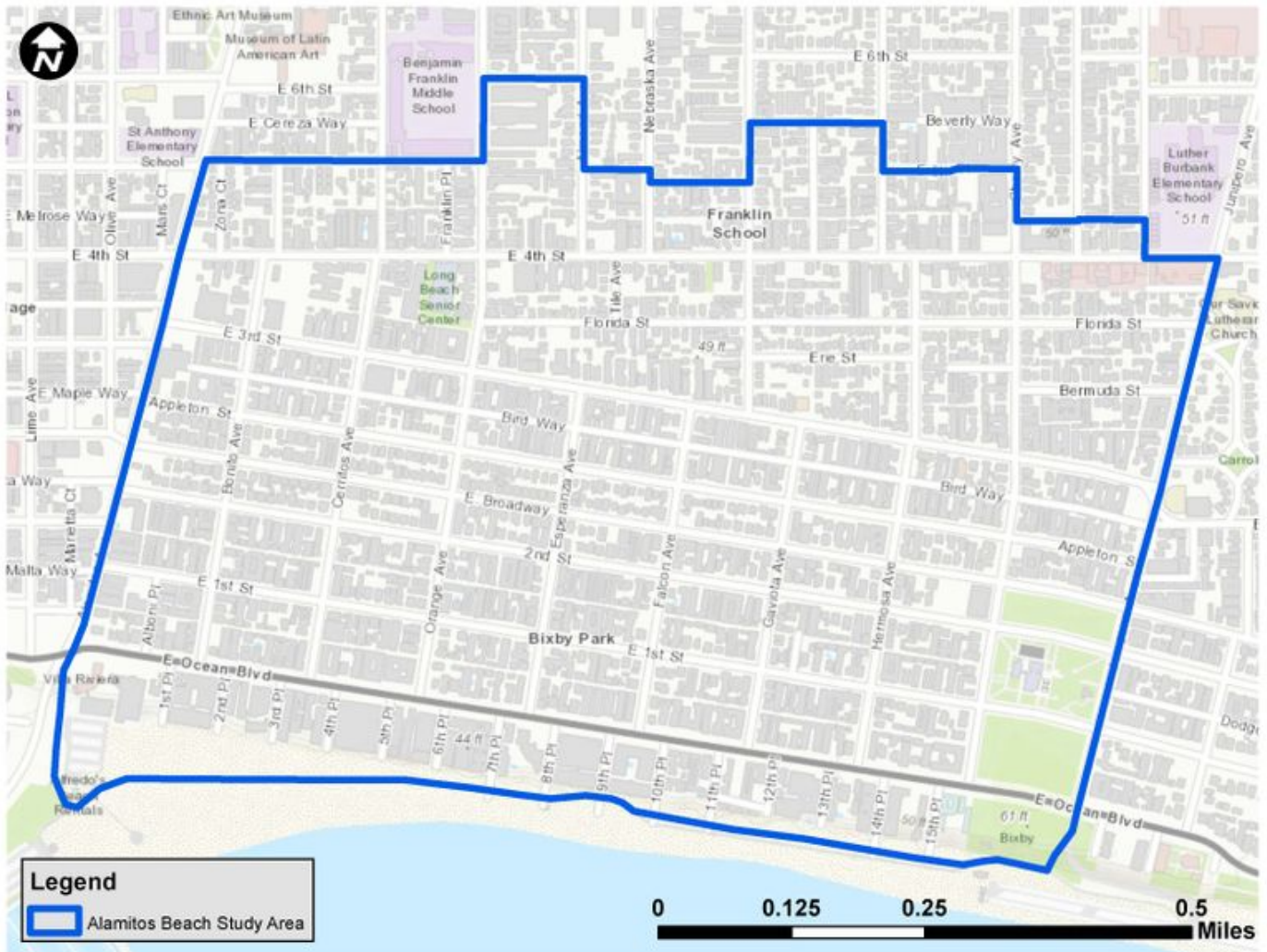
Alamos Beach Study Area

North - 4th St. to 6th St.

South - Shoreline Way

West - Alamos Ave.

East - Junipero Ave.



1. Which study area will your survey responses be in reference to?* (circle one)



A. Downtown Long Beach



B. Alamitos Beach



C. Both Study Areas

2. You are a: (circle one)

- A. Resident of Long Beach
- B. Visitor of Long Beach
- C. Employee working in Long Beach
- D. Business Owner in Long Beach
- E. Other (specify)

3. If you are a resident of Long Beach:

- a. What Zip Code do you live in? _____
 - b. Do you own or rent? (circle one) Own Rent
 - c. How many units are in your building? _____
 - d. Do you have access to a garage? (circle one) Yes No
- If so, what is the garage used for? (circle one)
- Parking Storage Other

4. Where do you live?

City: _____ Zip Code: _____

5. How many times a week are you in this area of Long Beach?

- A. Once or less
- B. 2 – 3
- C. 4 – 5
- D. 6 – 7

6. What is usually the main purpose of your trip to this area of Long Beach?

- A. Home / Live here
- B. Shopping
- C. Eating / Dining
- D. Work-related
- E. Social / Recreation purposes
- F. Personal errands
- G. Other (please specify) _____

7. Have you ever come to this area of Long Beach and left because there was no parking available within reasonable walking distance?

(circle one) Yes No

8. How many blocks are you willing to walk from where you park to your destination?

- A. Same block
- B. 1 block
- C. 2 blocks
- D. 3+ blocks

9. How do you usually get to this area of Long Beach?

(circle all that apply)

- A. Car / Truck / Van (drove alone)
- B. Car / Truck / Van (carpool)
- C. Bus
- D. Train / Rail
- E. Walk
- F. Bike
- G. Rideshare (e.g. Uber, Lyft)
- H. Other (please specify)_____

10. If you usually drive:

a. Where do you usually park?

- A. On-street (curbside): Metered
- B. On-street (curbside): Un-metered
- C. Surface Parking Lot
- D. Garage / Parking Structure
- E. Other (please specify)_____

b. Do you usually pay for parking? Yes No

If so, on average, how much do you pay per hour? _____

c. How many minutes does it usually take for you to find parking?

- A. 5 or less
- B. 6-10
- C. 11-15
- D. 16-20
- E. 21-25
- F. 26-30
- G. More than 30

d. How long do you usually park for?

- A. 15 minutes or less
- B. 16-30 minutes
- C. 31-59 minutes
- D. 1-1 1/2 hour
- E. 1 1/2 - 2 hours
- F. More than 2 hours

If you usually park for more than 2 hours, do you
primarily park overnight? (circle one) Yes No

e. How far do you usually park from your destination?

- A. Same block
- B. 1 block
- C. 2 blocks
- D. 3+ blocks

11. Do you have any suggested improvements?

(circle all that apply)

- A. Increase Parking Supply
- B. Change Parking Restrictions
- C. Provide Employee Parking
- D. Residential Permit Parking
- E. Stricter Parking Enforcement
- F. Parking Enforcement
- G. Parking Validation
- H. Provide / Improve Alternative Transportation Modes
- I. Improve Handicap Parking
- J. Other

12. Demographics

a. How do you identify yourself? Male Female Other _____

b. Age

- A. 17 or younger
- B. 18 – 24
- C. 25 – 34
- D. 35 – 44
- E. 45 – 54
- F. 55 – 64
- G. 65 – 74
- H. 75+

c. Race / Ethnicity (circle all that apply)

- A. White
- B. Hispanic or Latino
- C. Black or African American
- D. Asian / Pacific Islander
- E. Native American or American Indian
- F. Other (please specify)

d. What language(s) do you speak? (circle all that apply)

- A. English
- B. Spanish
- C. Khmer
- D. Tagalog
- E. Other (please specify)

13. Other Comments:

14. To maintain the integrity of this survey, please provide your email address*
Your email will remain confidential and will only be used for verification purposes.

City of Long Beach

DOWNTOWN LONG BEACH AREAS PARKING STUDY

SEPTEMBER 2018

Prepared for:

City of Long Beach

Development Services

333 W. Ocean Boulevard, 3rd Floor
Long Beach, CA 90802

Prepared By:



2141 W. Orangewood Avenue, Suite A
Orange, CA 92868

T: 714.573.0317 | F: 714.573.9584
www.koacorp.com

JB73032



September 27, 2018

Ms. Linda Tatum
Director of Development Services
City of Long Beach – Development Services
333 W. Ocean Boulevard, 3rd Floor
Long Beach, CA 90802

Subject: **Parking Study Report for the Downtown and Alamitos Beach Study Areas in the City of Long Beach**

Dear Ms. Tatum:

KOA Corporation (KOA) is pleased to present the Downtown Long Beach Area Parking Study. The project includes two distinct areas: a portion of the Downtown Long Beach central business district and a portion of Alamitos Beach, a downtown-adjacent residential and mixed use neighborhood. The project is the result of a settlement agreement between City of Long Beach and a local advocacy group, Long Beach Transportation and Parking Solution (LBTAPS). The goal of the study is to conduct a comprehensive analysis of publically-available on-street and off-street parking to inform recommendations that improves and manages the efficiency of existing parking resources for all users within the two study areas.

Since kickoff of the project on July 20, 2017, KOA has attended 11 monthly meetings at City Hall and met with LBTAPS representatives two times – once on September 20, 2017 to develop a consensus on overall project goals and objectives and second time on March 5, 2018 to discuss the project's progress and preliminary recommendations. A final meeting with LBTAPS was scheduled and conducted on August 29, 2018.

Through the project and study report preparation process, KOA collected both on-street and off-street parking inventory, occupancy, turnover, and duration data for both study areas, and facilitated a multi-facets outreach process that included attending neighborhood association meetings, meeting with business associations, and conducting online and intercept surveys. The study performed a comprehensive review of current parking management strategies, provided feasible short-, mid-, and long-term recommendations for improving the parking conditions for both study areas, and included an examination of how to better utilize existing resources to improve the overall efficiency of the City's parking system. We have also discussed the recommendations with City staff and LBTAPS representatives before finalizing the report.

We look forward to receiving any comments for the report. Moving forward, and as a next step, KOA will assist City staff to present the Final Report to the City Council for the consideration of adoption. It has been a pleasure working with you and the City of Long Beach. Should you have any questions, please contact me at 714-573-0319.

Sincerely,

A handwritten signature in blue ink, appearing to read 'Min Zhou', with a long, sweeping horizontal line extending to the right.

Min Zhou, PE
Vice President

TABLE OF CONTENTS

1.0 EXECUTIVE SUMMARY	1
2.0 INTRODUCTION	8
3.0 EXISTING LAND USE, REGULATIONS, AND RESTRICTIONS	12
3.1 Existing Land Use	12
<i>Downtown</i>	12
<i>Alamitos Beach</i>	12
3.2 characteristics of parking spaces	13
3.3 Existing City Parking Ordinances and Regulations	13
3.3 Existing Parking Restrictions.....	14
3.4 Parking Code Summary.....	19
<i>Parking Code & Rates from Transportation Planning Publications</i>	20
4.0 PARKING DEMAND ANALYSIS.....	22
4.1 Downtown Long Beach.....	22
4.1.1 <i>Parking Supply</i>	22
4.1.2 <i>Parking Occupancy</i>	25
4.1.3 <i>Parking Turnover and Average Duration</i>	33
4.1.4 <i>Future Off-Street Parking Supply Reduction</i>	42
4.1.5 <i>Downtown District Level Analysis</i>	43
4.1.6 <i>Parking Demand Analysis Summary</i>	50
4.2 Alamitos Beach.....	50
4.2.1 <i>Parking Supply</i>	50
4.2.2 <i>Parking Occupancy</i>	53
4.2.3 <i>Parking Turnover and Average Duration</i>	60
4.2.4 <i>Parking Demand Analysis</i>	69
4.3 Parking Demand Survey Conclusions	70
5.0 PUBLIC OUTREACH	71
5.1 Surveys	71
5.1.1 <i>Online Survey</i>	71
5.1.2 <i>Intercept Surveys</i>	76
5.2 Neighborhood & Business Association Meetings	77
5.3 Online Mapping Tool.....	78
6.0 FINDINGS AND OVERVIEW OF RECOMMENDATIONS.....	79
7.0 PARKING SUPPLY ADDITIONS & MODIFICATIONS	83

7.1 Additional Parking Through City Projects	83
7.2 Additional Parking Through Modifications.....	84
<i>Downtown</i>	84
<i>Alamitos Beach</i>	87
7.3 Cost Estimation for Robotic Parking Structure Facilities	89
8.0 TRANSPORTATION & PARKING DEMAND MANAGEMENT STRATEGIES	92
8.1 Improve Parking Information	92
<i>8.1.1 Increase Parking Wayfinding Signage</i>	92
<i>8.1.2 Promote & Improve Parking Finding Apps</i>	94
<i>8.1.3 Promote Knowledge of Non-Enforcement Periods</i>	95
<i>8.1.4 Use Smart Parking Technology</i>	95
8.2 Parking Pricing Recommendations.....	95
<i>8.2.1 Implement Dynamic Parking Pricing for Metered Parking Spaces</i>	95
<i>8.2.2 Incorporate Time-Based Rates for Desirable Parking</i>	96
<i>8.2.3 Pricing of On-Street versus Off-Street Parking</i>	96
8.3 Encourage Increased Use of Private Residential Parking.....	99
<i>8.3.1 Garage Cleanup Days</i>	99
8.4 Improve Alternative Transportation Modes	100
8.5 Parking Enforcement	100
9.0 PARKING DISTRICTS	102
9.1 Basics of Parking Districts	102
<i>9.1.1 Preferential Parking District</i>	102
<i>9.1.2 Overnight Parking District</i>	103
<i>9.1.3 Parking Benefit District</i>	103
<i>9.1.4 Assessment Districts</i>	104
9.2 Parking District Implementation Recommendations.....	106
<i>9.2.1 Alamitos Beach</i>	106
<i>9.2.2 Downtown</i>	109
10.0 REMOTE PARKING OPTIONS.....	110
10.1 Proposed Overnight and Alternative Parking Locations.....	110
10.2 Access to Overnight and Alternative Parking Locations	112
<i>10.2.1 Long Beach Transit</i>	112
<i>10.2.2 Shuttle Service</i>	114
<i>10.2.3 Bike & eScooter Share Programs</i>	115

LIST OF FIGURES

Figure 1.1 – Project Study Areas.....	6
Figure 2.1 – Project Vicinity.....	9
Figure 2.2 – Downtown Study Area.....	10
Figure 2.3 – Alamitos Beach Study Area.....	11
Figure 3.1 – Parking Restriction in Downtown.....	17
Figure 3.2 – Parking Restrictions in Alamitos Beach.....	18
Figure 3.3 – Downtown / Transit areas Parking Requirement Comparison	20
Figure 3.4 – City-wide / Other Areas Parking Requirement Comparison	20
Figure 4.1 – Existing Parking Inventory in the Downtown Study Area (On-Street).....	23
Figure 4.2 – Existing Parking Inventory in the Downtown Study Area (Off-Street)	24
Figure 4.3 – Downtown Parking Occupancy, Weekday AM	29
Figure 4.4 – Downtown Parking Occupancy, Weekday PM.....	30
Figure 4.5 – Downtown Parking Occupancy, Weekend Midday.....	31
Figure 4.6 – Downtown Parking Occupancy, Weekend PM	32
Figure 4.7 – On-Street Parking Turnover Rate, Downtown Long Beach	33
Figure 4.8 – Downtown Parking Turnover, Weekday AM.....	34
Figure 4.9 – Downtown Parking Turnover, Weekday PM.....	35
Figure 4.10 – Downtown Parking Turnover, Weekend Midday	36
Figure 4.11 – Downtown Parking Turnover, Weekend PM.....	37
Figure 4.12 – Downtown Parking Duration, Weekday AM	38
Figure 4.13 – Downtown Parking Duration, Weekday PM.....	39
Figure 4.14 – Downtown Parking Duration, Weekend Midday.....	40
Figure 4.15 – Downtown Parking Duration, Weekend PM	41
Figure 4.16 – Downtown study area districts	44
Figure 4.17 – Existing Parking Inventory in the Alamitos Beach Study Area (On-Street)	51
Figure 4.18 – Existing Parking Inventory in the Alamitos Beach Study Area (Off-Street).....	52
Figure 4.19 – Alamitos Beach Parking Occupancy, Weekday AM.....	56
Figure 4.20 – Alamitos Beach Parking Occupancy, Weekday PM	57
Figure 4.21 – Alamitos Beach Parking Occupancy, Weekend Midday	58
Figure 4.22 – Alamitos Beach Parking Occupancy, Weekend PM.....	59
Figure 4.23 – On-Street Parking Turnover Rate, Alamitos Beach.....	60
Figure 4.24 – Alamitos Beach Parking Turnover, Weekday AM	61
Figure 4.25 – Alamitos Beach Parking Turnover, Weekday PM	62
Figure 4.26 – Alamitos Beach Parking Turnover, Weekend Midday	63
Figure 4.27 – Alamitos Beach Parking Turnover, Weekend PM.....	64
Figure 4.28 – Alamitos Beach Parking Duration, Weekday AM	65
Figure 4.29 – Alamitos Beach Parking Duration, Weekday PM.....	66
Figure 4.30 – Alamitos Beach Parking Duration, Weekend Midday.....	67
Figure 4.31 – Alamitos Beach Parking Duration, Weekend PM	68
Figure 5.1 – Respondent-Type by Survey Conducted	71
Figure 5.2 – Online Responses by Study Area	71
Figure 5.3 – How many blocks are you willing to park and walk to your destination? (residents without garage access)	72
Figure 5.4 – “Do you have access to a garage?” & “If so, what is your garage being used for?”	72

Figure 5.5 – Do you usually pay for parking?.....	73
Figure 5.6 – How long does it usually take for you to find parking (residents without garage access).....	74
Figure 7.1 – On-Street Parking Supply Increases Through City Projects, Alamitos Beach.....	85
Figure 7.2 – Potential On-Street Parking Supply Increases, Downtown.....	86
Figure 7.3 – Potential On-Street Parking Supply Increases, Alamitos Beach.....	88
Figure 7.4 – Robotic Parking Systems Economic Model.....	90
Figure 8.1 – Existing Parking Wayfinding Signage.....	93
Figure 8.2 – Long Beach Comprehensive Wayfinding Signage Program.....	93
Figure 8.3 – EZparkLB App screenshots.....	94
Figure 8.4 – Existing Parking Restriction Signage in Downtown.....	95
Figure 9.1 – Coastal Zone Boundary within Downtown and Alamitos Beach Areas.....	107
Figure 9.2 – Proposed Number of Metered Parking Spaces in Alamitos Beach.....	108
Figure 10.1 – Proposed Overnight and Alternative Parking Sites.....	112
Figure 10.2 – Transit Network Serving Study Areas.....	113
Figure 10.3 – Free Ride.....	115
Figure 10.4 – Potential Addition of Bike Share Location.....	116

LIST OF TABLES

Table 1.1 – Summary of Parking Recommendations.....	7
Table 3.1 – Parking Code Requirements Compared to ITE Parking Generation and ULI Shared Parking.....	21
Table 4.1 – Existing Parking Inventory by Type, Downtown Long Beach.....	25
Table 4.2 – On-Street Parking Occupancy Rate, Downtown Long Beach.....	26
Table 4.3 – Off-Street Parking Occupancy Rate, Downtown Long Beach.....	26
Table 4.4 – Parking Occupancy for City Owned Public Parking Facilities, Downtown Long Beach.....	27
Table 4.5 – Existing Parking Supply Converted to Future Development.....	42
Table 4.6 – Off-Street Parking Occupancy Rate, with Reduced Parking Supply, Downtown Long Beach.....	42
Table 4.7 – On-Street/Off-Street Parking Occupancy Rate, Downtown Long Beach, District 1.....	43
Table 4.8 – On-Street/Off-Street Parking Occupancy Rate, Downtown Long Beach, District 2.....	45
Table 4.9 – On-Street/Off-Street Parking Occupancy Rate, Downtown Long Beach, District 3.....	46
Table 4.10 – On-Street/Off-Street Parking Occupancy Rate, Downtown Long Beach, District 4.....	46
Table 4.11 – On-Street/Off-Street Parking Occupancy Rate, Downtown Long Beach, District 5.....	48
Table 4.12 – On-Street/Off-Street Parking Occupancy Rate, Downtown Long Beach, District 6.....	48
Table 4.13 – On-Street/Off-Street Parking Occupancy Rate, Downtown Long Beach, District 7.....	49
Table 4.14 – Existing Parking Inventory by Type, Alamitos Beach.....	50
Table 4.15 – On-Street Parking Occupancy Rate, Alamitos Beach.....	54
Table 4.16 – Off-Street Parking Occupancy Rate, Alamitos Beach.....	54
Table 4.17 – Housing Units and Vehicle Ownership in Alamitos Beach.....	69
Table 5.1 – How long does it usually take for you to find parking? (Residents without Garage Access).....	74
Table 5.2 – How do you usually get here?.....	75
Table 5.3 – How do you usually get here? (Visitors).....	75
Table 5.4 – Suggested Improvements.....	76
Table 5.5 – List of Contacted Neighborhood & Business Associations.....	77
Table 6.1 – Parking Recommendations for Study Areas.....	82
Table 7.1 – Parking Additions & Modifications through City Projects.....	83

Table 7.2 – Parking Additions & Modification, Downtown	87
Table 7.3 – Parking Additions & Modification, Alamitos Beach	89
Table 7.4 – Construction/Development Costs Comparison	90
Table 7.5 – Operating and Capital Costs of Conventional Garage vs Automated Parking Garage	91
Table 8.1 – On-Street Metered Parking Cost by Hour and by District.....	96
Table 8.2 – Off-Street Parking Cost by Hour and Daily Rate by District.....	97
Table 9.1 – Preferential Parking Districts in Similar Cities	103
Table 10.1 – Proposed Overnight and Alternative Parking Sites.....	110
Table 10.2 – Remote Parking Service by Long Beach Transit	114

APPENDIX

Appendix A1 – Downtown Long Beach On-street Parking Inventory
Appendix A2 – Downtown Long Beach Off-street Parking Inventory
Appendix B1 – Downtown Long Beach On-street Parking Occupancy Survey Results
Appendix B2 – Downtown Long Beach Off-street Parking Occupancy Survey Results
Appendix C1 – Downtown Long Beach On-street Parking Turnover Survey Results
Appendix C2 – Downtown Long Beach Off-street Parking Turnover Survey Results
Appendix D1 – Alamitos Beach On-street Parking Inventory
Appendix D2 – Alamitos Beach Off-street Parking Inventory
Appendix E1 – Alamitos Beach On-street Parking Occupancy Survey Results
Appendix E2 – Alamitos Beach Off-street Parking Occupancy Survey Results
Appendix F1 – Alamitos Beach On-street Parking Turnover Survey Results
Appendix F2 – Alamitos Beach Off-street Parking Turnover Survey Results
Appendix G1 – Online Survey and Results
Appendix G2 – Intercept Survey and Results

1.0 EXECUTIVE SUMMARY

This parking study consists of a comprehensive assessment of publicly-available on-street and off-street parking in the Downtown Long Beach (Downtown Study Area) and Alamitos Beach (Alamitos Beach Study Area) neighborhoods in the City of Long Beach. The goal of this assessment is to ensure efficient usage of public parking resources and study new parking strategies, practices, and opportunities that can better manage these resources.

Data collection efforts were organized to collect various existing parking data for the Downtown and Alamitos Beach study areas. A preliminary review of the study areas was conducted to evaluate and identify on-site and off-site parking facilities open to the general public, land uses, available bicycle and pedestrian facilities, parking regulations, and traffic circulation patterns within the two study areas.

The KOA study team inventoried and collected data on publicly-available on-street and off-street parking spaces within both project study areas (Figure 1.1), including occupancy, duration, and turnover counts to assess availability and utilization.

Within Downtown Long Beach (Study Area A):

- **Inventory:** approximately 15,000 off-street and 2,600 on-street parking spaces
- **Occupancy:** weekday on-street occupancy rates range from 68-76 percent during peak hours, while occupancy of off-street lots ranges only from 22-44 percent. Weekend on-street occupancy rates range from 75-88 percent during peak hours, while occupancy of off-street lots range from 29-32 percent.
- **Turnover:** average parking turnover rates within the Downtown study area ranges from 1.15 to 1.26 vehicles per space during the weekday peak hours and from 1.24 to 1.26 vehicles per space during the weekend peak hour.
- **Duration:** during the weekday peak hours, average parking duration ranges from 1.95 to 1.97 hours per space and from 1.82 to 2.37 hours per space during the weekend peak hours.

Within Alamitos Beach (Study Area B):

- **Inventory:** approximately 5,000 on-street and 230 off-street parking spaces
- **Occupancy:** weekday on-street parking occupancy rates range from 67-97 percent (95-100 percent on weekends) during peak hours, while limited off-street parking lots have occupancy of 19-35 percent.
- **Turnover:** average parking turnover rates within the Alamitos Beach study area ranges from 1.09 to 1.29 vehicles per space during the weekday peak hours and from 1.23 to 1.25 vehicles per space during the weekend peak hour.
- **Duration:** during the weekday peak hours, average parking duration ranges from 2.03 to 2.45 hours per space and from 2.16 to 2.86 hours per space during the weekend peak hours.

While the data results suggest that on-street parking can be significantly limited in the study areas, there is the ability and need to better utilize off-street parking resources. The study did not identify any spillover occurring from the Downtown area to Alamitos Beach area, but when an area is fully occupied with parking, some spillover into adjacent areas can occur. However, several parking management strategies that were developed to address key findings of this study aim to maximize parking efficiency and thus, have the ability to eliminate any spillover effect.

In addition to studying existing parking supply and demand, KOA conducted a multi-faceted outreach effort to understand parking conditions and experiences through the user's perspective. This included discussing project goals and objectives with and obtaining survey data from residents, neighborhood and business associations, community groups, and the general public within the two study areas. Two forms of surveys were conducted – an online survey and an intercept survey – in order to capture both general and

real-time parking behaviors and experiences. An additional online mapping tool was developed to provide participants with a way to document more geographically-specific comments and/or feedback. The study team also attended eight neighborhood and business association meetings within the Downtown Long Beach and Alamitos Beach communities.

The online survey captured more than 4,000 responses over the course of the study's outreach period. However, due to a lower sample size for both the intercept surveys and online mapping tool, findings based on their results and additional analyses were limited. Online survey results revealed that people are more likely to park on-street (metered and un-metered) than off-street (garages, parking structures, and surface lots), regardless of respondent-type. This is consistent with the parking occupancy rate results that show much higher demand for publicly available on-street parking than off-street parking. While this is likely due to a limited supply of off-street parking within Alamitos Beach, almost 70 percent of Downtown Long Beach respondents still primarily park on-street, despite the availability of off-street parking.

When asked to indicate suggested improvements, results from both the online survey and intercept surveys showed that respondents mostly favored increasing parking supply, changing parking restrictions, implementing residential permit parking, and providing and/or improving alternative modes of transportation. Based on these results and the overall analysis of existing parking conditions, comparative policies and standards, related documents, and additional feedback from outreach efforts, the recommendations developed for this study and detailed in Chapters 7-10 address three key findings and concerns:

- **High demand for on-street parking** – *Desire to increase parking supply where possible & cost-effective:*
The results from the occupancy counts conducted showed a high demand for on-street parking in both study areas, particularly in the Alamitos Beach study area. Public input demonstrates that survey respondents suggest increasing parking supply. While this study proposes to increase supply where possible and cost-effective, emerging parking policies, constraints of building additional parking spaces, and results from other findings demonstrate a greater need to efficiently manage existing resources.

Currently the City does not have a dedicated parking manager to handle all parking related tasks. The City currently manages all parking related efforts through multiple departments, depending on the need and situation of each particular parking task.

To establish a dedicated parking manager position the City must include this position during the General Fund budgeting process to allocate the required funds for this new position/Staff member. If such a position is created, the responsibilities would generally require parking management through the City, as opposed to being dedicated to handling parking issues for a particular neighborhood. This position could also be established through funding sources such as parking permit fees or a new established parking district, such as an Assessment District, in which case, the responsibilities of a new position could be dedicated to the parking district.

As the City continues to develop new parking programs, and the variety of parking restrictions, parking locations, and potentially the establishment of new parking districts, the City could evaluate the feasibility and need of establishing a new position for a dedicated parking manager to manage specific aspects of parking issues, concerns, and related tasks.

- Additional parking through City projects and potential modifications: The study team identified opportunities to increase available on-street parking supply on a block-by-block basis. In addition to 112 new spaces that have been added as a result of existing City roadway projects, KOA identified 39 potential new spaces in the Downtown study area and 58 new spaces in the Alamitos Beach study area through the changing of curb restrictions and implementation of 75-degree diagonal parking in several locations. The total number of on-street parking spaces that would be provided along Broadway has continuously changed as the roadway striping plans are being revised to maximize on-street parking along the project corridor. However, the additional on-street parking provided on 1st and 2nd Streets in conjunction with the Broadway complete streets project, will provide an overall net gain in the parking supply for Alamitos Beach.
- Encourage and provide information on adding robotic parking structure facilities to existing and new developments: Further, although at an additional expense, implementation of robotic parking structure facilities can increase parking supply in off-street lots in both the Downtown and Alamitos Beach study areas. The City cannot force private property owners to implement this style of parking on private property.
- **Underutilization of off-street parking – Need for better parking management strategies:**
 With the high demand for on-street parking, evaluation of occupancy rates also revealed an underutilization of off-street parking spaces in both study areas. Outreach survey results confirmed that people are more likely to park on-street (un-metered and metered) rather than off-street (garages, parking structures, and surface lots). Parking management strategies can be used to better inform the public about off-street parking options and improve the use of existing resources. The City will have considerably less authority over the management of privately-owned parking spaces than City-owned lots. Increased or better managed parking enforcement should supplement any effective parking management strategy. Overall, these strategies aim to encourage drivers to park in less utilized lots through price incentives and by better informing motorists about other options. Recommendations to improve the utilization of City-owned parking lots include:
 - Improve and increase wayfinding signage program: Wayfinding signage and signage located at parking facilities plays an important role in communicating to the drivers where parking garages/structures are located and how to navigate to them for parking. The City of Long Beach is currently in the process of implementing a comprehensive wayfinding signage program in the Downtown and surrounding areas beginning with Phase I installation in summer of 2018. These type of programs and efforts are recommended as a parking management strategy to better utilize the existing parking supply in the Downtown study area.
 - Promote and improve parking finding apps: Receiving information regarding available parking in the area of a particular destination can be helpful in finding a parking space within a short amount of time. It is recommended that existing applications like EZparkLB continue to be improved upon and also promoted to the public through a social media campaign, and other media.
 - Promote knowledge of non-enforcement periods & other parking information: Providing information to motorists in a clearer format can increase the efficiency of parking space usage. Information and signage for non-enforcement time periods of metered, time-restricted, and loading parking zones (on-street parking) and two-hour free parking within City Public Lots (off-street parking) can improve the overall parking utilization within the Downtown study area.
 - Use smart parking technology: Smart parking technology includes devices that provide real-time guidance to available parking spaces to help increase customer convenience and reduce the need to cruise around for parking.

- Implement dynamic pricing for metered parking: Dynamic parking pricing adjusts prices based on the time of day when parking demand is highest. This type of pricing for metered parking spaces can help generate additional revenue from the metered parking spaces but also encourage users to utilize off-street parking facilities that are currently underutilized.
- Incorporate time-based rates for desirable parking: Replacing time limits with escalating time-based rates, especially for metered parking, can help increase turnover and customer convenience.
- Adjust pricing of on-street parking versus off-street parking: Adjusting the parking rates of on-street parking (meters) to be higher than off-street parking, especially within the desirable on-street parking locations, can help encourage users to use public parking lots and garages and balance overall parking utilization.
- **Parking supply constraints in Alamitos Beach and the Willmore and East Village neighborhood in Downtown –**
Need for better parking alternatives and options.
 Because there are several limitations to increasing both on-street and off-street parking supply in a built-out neighborhood like Alamitos Beach, the City and neighborhood associations should consider strategies that can create better parking alternatives and options for the community.
 - Host garage clean-up days: Similar to past events organized in the Belmont Shore neighborhood, the City can assist neighborhood association-led garage clean-up days that help encourage residents to clear out private garages that are currently used for storage instead of parking.
 - Enhance parking enforcement: When providing timed loading zone areas, time limited parking, permit parking, or other parking restrictions, parking enforcement is essential to ensure that regulation is consistent, fair, and efficient. In particular, enforcement is essential to a parking management plan because it helps ensure the appropriate use of existing resources.
 - Establish Preferential/Overnight Parking District(s): Chapter 9 details recommendations to potentially implement parking districts that can alleviate high demand for on-street parking from residents. Overnight and preferential parking districts are strategies that would give residents who lack access to a garage the opportunity to purchase permits (for themselves or guests) to gain certain parking privileges at defined periods of time. A Preferential Parking District would restrict the amount of time non-residents could park within the district, while an Overnight Parking District would only restrict parking by non-residents at nighttime hours. It is important to note that implementation of a residential permit parking district would require Coastal Commission approval for the Coastal Zone portions of the Alamitos Beach neighborhood, and would require financing for the installation of signs and review of permit applications.
 - Form a special assessment district: To gain support from local businesses, a Parking Benefit District could be established to direct meter revenues to improvements that directly increase the attractiveness of local businesses, such as sidewalk repair, new amenities, or other shared benefits. A Parking Assessment District can also be initiated by property owners to be used for the financing of various parking improvements within the established district. State regulations dictate specific requirements on the formation of these districts and also the appointment of an oversight commission or board.
 - Propose overnight and alternative parking locations: Remote parking lots can be used as an additional resource for overnight residential parking, particularly for the Alamitos Beach neighborhood.

- Enhance access to overnight and alternative parking locations: The City can encourage the use of off-site parking lots by implementing improved transportation options to improve the accessibility of these facilities. Additional bike share locations, improved transit service, and full implementation of the City's current shuttle service and electric scooter share pilot programs can help serve remote parking lot locations – important components to consider in order to provide a viable alternative to on-street parking.

Table 1.1, summarizes these recommendations, discussed within Chapters 7-10, and also indicates the applicable study area, length of time required to implement each recommendation, potential funding source, and the leading agency/organization. The last column of the table also indicates the chapters in which each recommendation is discussed in detail. Chapter 6 of this report provides more detail on implementation time frames and potential funding sources.

FIGURE 1.1 - PROJECT STUDY AREAS

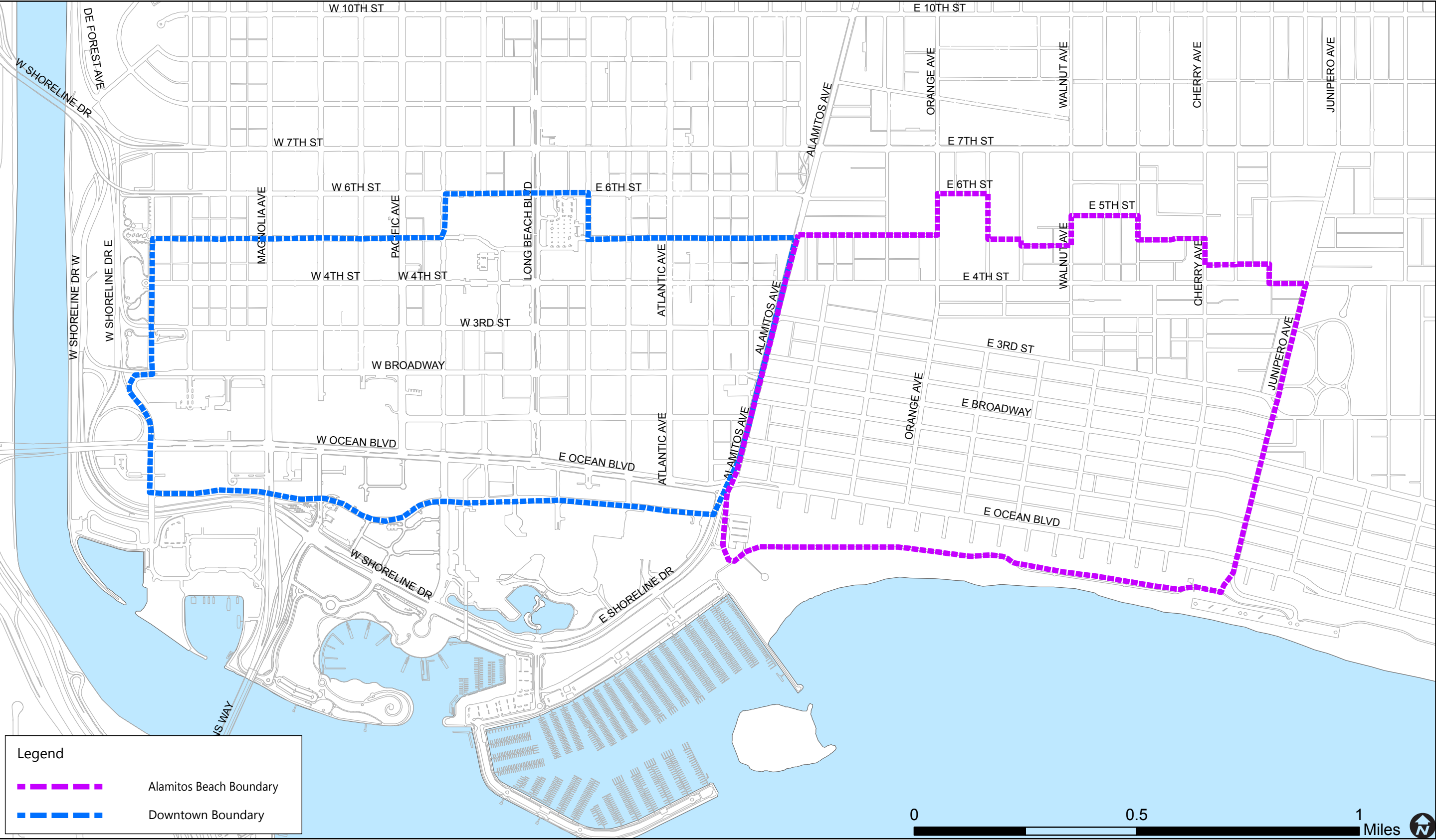


Table 1.1 – Summary of Parking Recommendations

Finding	Recommendations	Short/Mid /Long Term	Study Area Application	Funding Source	Leading Agency /Organization	Chapter
High demand for on-street parking	Add supply of on-street parking where cost-effective	Short	Both	PSIF* / City General Fund	City	7
	Encourage and provide information on adding robotic parking structure facilities to existing and new developments	Long	Both	PSIF* / Private Investment	Private Developer/Property Owner	7
Under-utilized off-street parking	Improve/increase wayfinding signage program	Short	Downtown	City General Fund	City	8
	Promote parking finding application	Short	Both	City General Fund	City	8
	Promote knowledge of non-enforcement periods	Short	Both	City General Fund	City	8
	Use smart parking technology	Mid	Downtown	City General Fund	City	8
	Implement dynamic pricing for metered-parking	Mid	Downtown	City General Fund	City	8
	Incorporate time-based rates for desirable parking	Mid	Downtown	City General Fund	City	8
	Adjust pricing of on-street parking versus off-street parking	Mid	Downtown	City General Fund	City	8
	Host garage clean-up days	Short	Alamitos Beach	City General Fund	City / Neighborhood Associations	8
Parking supply constraints in Alamitos Beach and the Willmore and East Village neighborhoods in Downtown	Enhance parking enforcement	Short	Alamitos Beach / Willmore / East Village	City General Fund / Permit Fees	City	8
	Establish preferential/overnight parking district	Mid/Long	Alamitos Beach / Willmore / East Village	PSIF* / Permit fee	City / Neighborhood Associations	9
	Benefit or special assessment district	Long	Alamitos Beach / Willmore / East Village	Assessment Tax	City / Businesses / Property Owners	9
	Propose overnight and alternative parking locations	Mid/Long	Alamitos Beach / Willmore / East Village	PSIF* / Permit fee	City / Neighborhood Associations	10
	Provide shuttle service for remote parking locations	Mid/Long	Alamitos Beach / Willmore / East Village	PSIF* / Permit fee	City	10
	Improve transit service for remote parking locations	Long	Alamitos Beach / Willmore / East Village	Permit fee	City	10
	Enhance bike and scooter sharing programs for remote parking locations	Mid/Long	Alamitos Beach / Willmore / East Village	Permit fee	City	10

*Parking Solution Implementation Fund (PSIF): The PSIF contains \$198,540.04 that is specifically designated for the implementation of recommendations and suggestions identified in this study. The total amount is a combination of a percentage of the City's net proceeds from the sale of three Downtown properties and contributions from the developers of those properties.

2.0 INTRODUCTION

The City of Long Beach is conducting a parking study for areas within the Downtown Long Beach and Alamitos Beach, as part of a settlement agreement between the City of Long Beach and the Long Beach Transportation and Parking Solutions (TAPS).

The Downtown study area boundaries include Seaside Way on the south, Golden Avenue on the west, 5th and 6th Street on the north, and Alamitos Avenue on the east. The Alamitos Beach study area boundaries include the beachfront on the south, Alamitos Avenue on the west, 5th Street on the north, and Junipero Avenue on the east. Figure 2.1 illustrates the project vicinity, Figure 2.2 illustrates the Downtown study area boundaries with block numbering, and Figure 2.3 illustrates the Alamitos Beach study area boundaries with block numbering.

The Mobility Element states the City's goal of creating a system that balances the needs of all mobility users, regardless of age or ability, including pedestrians, bicyclists, transit riders, motorists, and truckers. Current housing trends, environmental changes, and community concerns heighten the need to address the challenges of Long Beach's existing conditions. In particular, this has prompted a closer look and comprehensive study related to parking concerns in both the Downtown and Alamitos Beach areas of Long Beach.

This study evaluates existing parking conditions, including identification and documentation of parking supply, demand, utilization, and regulations. This study also identifies strategies that may foster better utilization of existing parking facilities. Finally, this study provides recommendations on parking improvements and management strategies appropriate for the study areas and alternative options for existing and future residents, employers and employees, visitors, and tourists.

The report begins with a preliminary assessment of existing parking conditions in the two study areas and follows with:

- Chapter 3 discussing existing land use and parking regulations,
- Chapter 4 summarizing the results of a parking inventory conducted in each study area,
- Chapter 5 detailing results of public input surveys and meetings
- Chapter 6 summarizing the findings of the study and the development of recommendations.
- Chapters 7-10 discussing strategies and solutions that could be implemented in response to parking challenges as evidenced by this review.

FIGURE 2.1 - PROJECT VICINITY

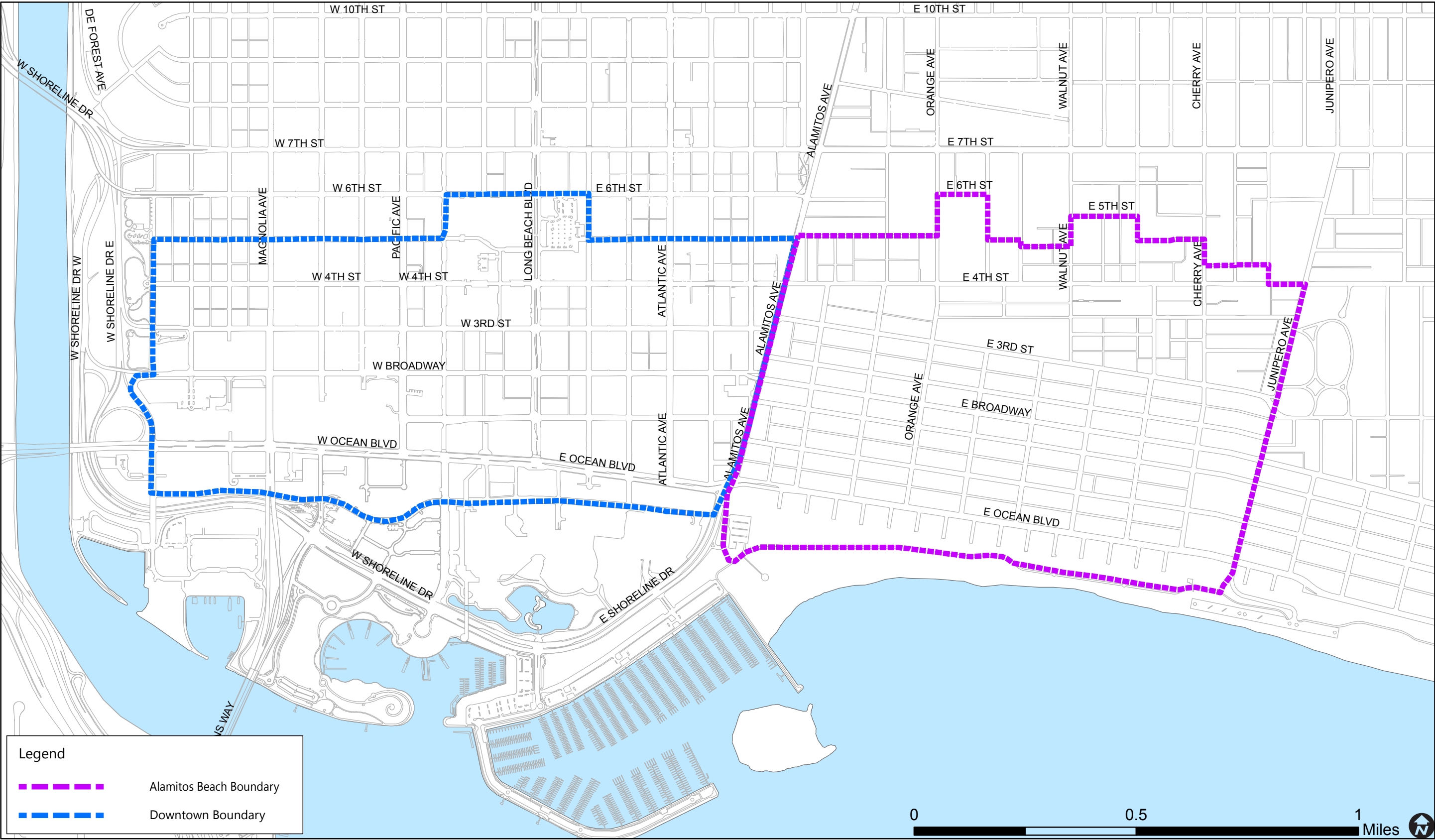
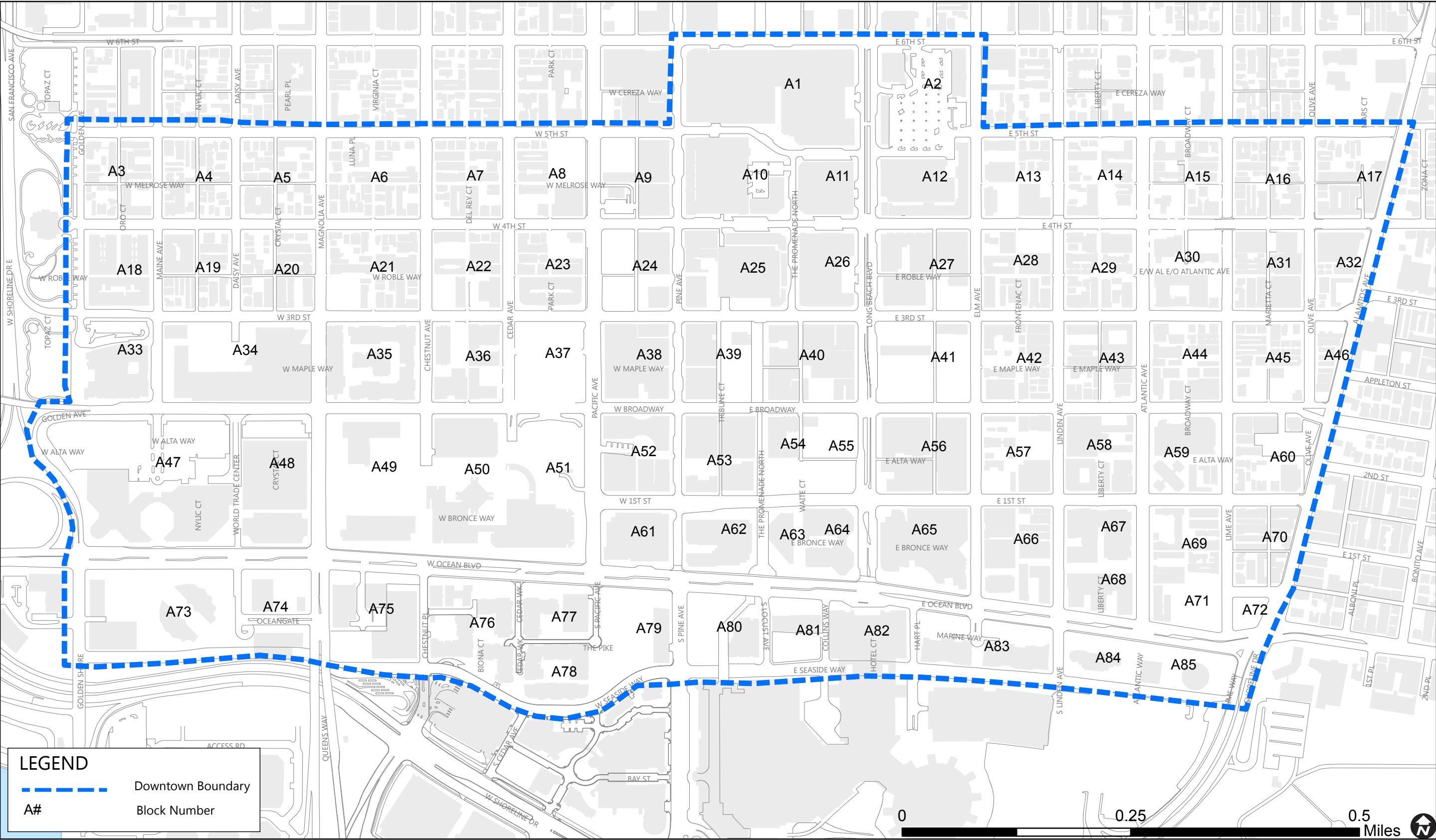
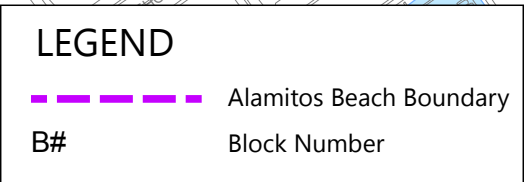


FIGURE 2.2 - DOWNTOWN STUDY AREA





3.0 EXISTING LAND USE, REGULATIONS, AND RESTRICTIONS

3.1 EXISTING LAND USE

Downtown

Downtown Long Beach is the heart of the City and the location of most major tourist attractions and municipal services. It is also the location of numerous businesses, such as hotels and restaurants that serve locals, tourists and conference attendees. Land use in the Downtown study area includes commercial, retail, office, public and institutional, and residential and mixed-use developments. Large commercial and office buildings with parking structures comprise of majority of the land uses along with public and institutional uses. Residential land uses are comprised of mid and high-rise apartment buildings and mixed-use developments. The residential land uses are located along the eastern and western portions of the study area with the commercial, office, and public and institutional uses at the core of the Downtown study area.

Within the Downtown study area, the large amounts of office and institutional uses, along with tourism, generate parking demand during the typical daytime hours. During the evening and nighttime hours, parking demand is created by the retail, restaurant, and entertainment activities in the area from visitors outside the Downtown study area and from outside the City.

Alamitos Beach

Alamitos Beach is a coastal neighborhood in the southern portion of the City of Long Beach. Although it was located in unincorporated Los Angeles County when annexed by the City of Long Beach, it had been planned as its own community. Land use characteristics and development patterns in the Alamitos Beach study area differ from the Downtown study area. The coastal neighborhood is comprised of mid- to high-density residential uses, with large condominium buildings located along the beach and smaller condominiums, apartment buildings, and single family residences found as one moves inland. There are many driveways and alleys present along the Alamitos Beach roadways due to the residential density of the area. The majority of the commercial and office uses are located in the northeast corner of the study area along 4th Street. There are some small commercial and office uses along Broadway and in spot locations throughout the Alamitos Beach study area.

The neighborhood was laid out in the 1920s, and many of its buildings date back to that era. As a result, the experience of living here is to feel the human scale of its often-quiet two-story-building setting, with many conveniences only a short walk away. As a result, residences and businesses are often located closely to one another at a comfortable walking distance. The majority of the apartment buildings were constructed with little to no on-site parking, as their construction pre-dated the City's parking requirements. Furthermore, until the year 1961, the Alamitos Beach neighborhood was served by a streetcar network that connected Alamitos Beach to downtown and nearby neighborhoods by way of the Pacific Electric Red Car Trolley (Metro Research Center).

Within the Alamitos Beach study area, parking demand during the daytime hours is primarily generated by the commercial uses in the area while demand during the evening is primarily generated by residential uses. Demand by residents is higher during the evening and nighttime hours because many residents leave for jobs or other activities during the day but return to the neighborhood in the evening.

3.2 CHARACTERISTICS OF PARKING SPACES

Parking of vehicles occurs either on public or private property. In the case of this parking study, “on-street” parking refers to parking spaces on the public right-of-way. “Off-street” or “on-site” parking refers to parking spaces on private property.

In general, “public right-of-way” refers to easements or land owned by the City and used or designated for use as a street, parkway, alley, utility corridor, walkway, promenade, bike path, and the like. Public rights-of-way are considered public property and shared by the public. While the City’s Municipal Code has regulations governing the use of the public right-of-way, there are generally no restrictions on which parties can use the public right-of-way, so long as all applicable laws and regulations are adhered to. As such, any member of the public can use the public right-of-way for travel, parking, walking, etc. Unless otherwise stated, there are no implied rights to the public right-of-way.

“Off-street” or “on-site” parking on private property is governed by the City’s Zoning Code, Title 21 of the Municipal Code. In general, development regulations require that new requirements provide a certain amount of parking based on the type of land use and size of structure that occupies the site. Zoning regulations also require that on-site parking be kept available to support the on-site uses. These parking spaces are generally used by the private property, and whose property owner may designate specific parties that may use those parking resources.

3.3 EXISTING CITY PARKING ORDINANCES AND REGULATIONS

The following is a summary of parking ordinances and regulations currently in effect in the Downtown and Alamitos Beach areas of Long Beach.

No person shall stop, stand or park a vehicle within any parkway or sidewalk. **(Municipal Code 10.22.020, Parkway and sidewalks)**

Notwithstanding any other provisions of this Code or of the California Vehicle Code 22500(e), and pursuant to California Vehicle Code 22507.2, the owner or lessee of property in the parking impacted area, as that term is defined below, may park a vehicle in front of the owner’s or lessee’s private driveway when the vehicle displays a permit (the “driveway parking permit”) issued pursuant to this Section, provided that no such permit may be issued or continue in effect pursuant to this Chapter to permit parking in any private driveway or any street or side of any street where parking is otherwise restricted by time, days, or as to specified hours. **(Municipal Code 10.22.025, Parking in front of private driveways)**

The driveway for which the driveway parking permit is sought must be designated for the exclusive use of one (1) household; The driveway for which the driveway parking permit is sought must be at least eight feet (8’) in width; Issuance of a driveway parking permit does not guarantee a parking space if there is insufficient space between other legally parked vehicles; Driveway parking permits are address and location specific. They may be transferred between vehicles registered to the same address; a driveway parking permit will not be issued where parking in front of such driveway would pose a safety hazard, in the opinion of the City Traffic Engineer. **(Municipal Code 10.22.025, Parking in front of private driveways)**

Parking in front of private driveways may be permitted only in the parking impacted area, as that

term is defined in Resolution No. C-24607, adopted by the Long Beach City Council on December 13, 1988, as it may be amended from time to time, on file in the office of the Director of Development Services. **(Municipal Code 10.22.025, Parking in front of private driveways)**

No person, who owns or has possession, custody or control of any vehicle, shall park such vehicle upon any street or alley for more than a consecutive period of seventy-two (72) hours; In the event a vehicle is parked or left standing upon a street in excess of a consecutive period of seventy-two (72) hours, any officer of the Police Department may remove the vehicle from the street in the manner and subject to the requirements set forth in the California Vehicle Code. **(Municipal Code 10.22.030, Storing vehicles on-streets prohibited)**

Subject to other and more restrictive limitations, a vehicle may be stopped or parked within eighteen inches (18") of the left curb facing in the direction of traffic movement upon any one-way street, unless signs are in place prohibiting such stopping or standing. **(Municipal Code 10.22.040, Parking on one-way streets)**

No person shall park a vehicle on private property if there is displayed in plain view a sign prohibiting public parking. **(Municipal Code 10.22.160, Parking on private property)**

No person shall stop, stand or park a vehicle which is six feet (6') or more in height, including any load thereon, within one hundred feet (100') of an intersection on-streets which have been so posted with appropriate signs by the City Traffic Engineer **(Municipal Code 10.22.182, Parking of vehicles near intersections)**

Oversized vehicles (e.g. campers, trailers, boats on trailers, recreational vehicles) must obtain a permit in order to park on residential streets. No more than twenty (20) permits shall be issued to any one eligible resident or to any one eligible vehicle per year. Each parking permit is valid for a 72-hour period. **(Municipal Code 10.24.080, Oversized Vehicle seventy-two (72) hour parking permit for residential streets)**

3.3 EXISTING PARKING RESTRICTIONS

The following is a summary of on-street parking restrictions currently in effect in the Downtown and Alamitos Beach study areas. Figure 3.1 illustrates the locations in Downtown where these regulations are in effect and Figure 3.2 illustrates the locations in Alamitos Beach.

No Stopping Any Time and No Parking Any Time restrictions are intended to keep portions of curbside areas clear of vehicles to provide proper sight distances for vehicles at driveways, alleys, and intersections. Most of the time restrictions on specific days and hours are intended to keep certain roadways clear of vehicles for street sweeping purposes. These restrictions are typically two to three hours for one day of the week. Time limited parking, such as 30-minute and 2-hour parking, are intended to restrict vehicles from occupying a parking space all day or longer than the allowed timeframe in order to keep the parking spaces available for multiple visitors. These time limited parking spaces are typically located in front of or near the most popular destination areas or areas where visitors only need a few minutes to complete their tasks at specific destinations.

No Stopping Any Time

This prohibits motorists from stopping for any reason, including briefly for drop-off or pick-up. This parking regulation is imposed along several roadway segments throughout the study area, specifically along the center and southwest areas of the Downtown study area.

No Parking Any Time

Motorists are allowed to stop briefly but are not allowed to park on these segments. Similar to the No Stopping Any Time parking restriction, this parking restriction is also along the roadway segments and locations along the center and southwest areas of the Downtown study area.

No Parking – 5AM to 8AM Monday, Street Sweeping

This time limit restriction is currently imposed for several roadway segments along Ocean Boulevard, Broadway, and 4th Street in the Downtown study area.

No Parking – 9AM to 11AM Monday, Street Sweeping

This time limit restriction is currently imposed for several roadway segments along 3rd Street, 4th Street, Lime Avenue, and Olive Avenue in the Downtown Study Area and along segments of Zona Court, Bonito Avenue, Cerritos Avenue, Orange Avenue, Almond Avenue, Nebraska Avenue, Walnut Avenue, 6th Street, 5th Street, 4th Street, Florida Street, Erie Street, and 3rd Street in the Alamitos Beach study area.

No Parking – 10AM to 12 Noon Monday, Street Sweeping

This time limit restriction is currently imposed for several roadway segments along Medio Street and Lime Avenue in the Downtown study area and along segments of most north-south roadways from Bonita Avenue to Hermosa Avenue and most east-west roadways from 3rd Street to Ocean Boulevard in the Alamitos Beach study area, including the west side of all streets south of Ocean Boulevard.

No Parking – 5AM to 8AM Tuesday, Street Sweeping

This time limit restriction is currently imposed for several roadway segments along Magnolia Avenue, Cedar Avenue, Long Beach Boulevard, Atlantic Avenue, 5th Street, 4th Street, Broadway, First Street, and Ocean Boulevard in the Downtown study area.

No Parking – 8AM to 10AM Tuesday, Street Sweeping

This time limit restriction is currently imposed for several roadway segments along Magnolia Avenue, Cedar Avenue, Long Beach Boulevard, Atlantic Avenue, 5th Street, 4th Street, Broadway, First Street, and Ocean Boulevard in the Downtown study area.

No Parking – 9AM to 11AM Tuesday, Street Sweeping

This time limit restriction is currently imposed for several roadway segments along Lime Avenue, Olive Avenue, and 4th Street in the Downtown study area and along Bonito Avenue, Cerritos Avenue, 5th Street, and 4th Street in the Alamitos Beach study area.

No Parking – 10AM to 12 Noon Tuesday, Street Sweeping

This time limit restriction is currently imposed for several roadway segments along Olive Avenue, Lime Avenue, and 3rd Street in the Downtown study area and along segments of Alboni Place, Bonito Avenue,

Cerritos Avenue, 3rd Street, Appleton Street, Broadway, 2nd Street, and First Street in the Alamitos Beach study area.

No Parking – 5AM to 8AM Wednesday, Street Sweeping

This time limit restriction is currently imposed for several roadway segments along Long Beach Boulevard, Atlantic Avenue, Broadway, and 1st Street in the Downtown study area.

No Parking – 8AM to 10AM Wednesday, Street Sweeping

This time limit restriction is currently imposed for several roadway segments along Maine Avenue, Daisy Avenue, Magnolia Avenue, Chestnut Avenue, Cedar Avenue, Elm Avenue, Linden Avenue, 5th Street, 4th Street, and 3rd Street in the Downtown study area.

No Parking – 6AM to 8AM Thursday, Street Sweeping

This time limit restriction is currently imposed for several roadway segments along Alamitos Avenue in the Downtown study area and along segments of Ocean Boulevard in the Alamitos Beach study area.

No Parking – 8AM to 10AM Thursday, Street Sweeping

This time limit restriction is currently imposed for several roadway segments along Elm Street and Linden Street in the Downtown study area and along segments of Cherry Avenue in the Alamitos Beach study area.

No Parking – 10AM to 12 Noon Thursday, Street Sweeping

This time limit restriction is currently imposed for several roadway segments along Medio Street in the Downtown study area and along segments of Orange Avenue, Esperanza Avenue, Falcon Avenue, Gaviota Avenue, Hermosa Avenue, Cherry Avenue, 3rd Street, Appleton Street, Broadway, 2nd Street, First Street, Ocean Boulevard, and the east side of all streets south of Ocean Boulevard.

Time Limited Parking (30 Minute Parking, 2 Hour Parking, Etc.)

This parking restriction is for short-term parking, usually located in front of businesses where customers pick-up or drop-off items and do not need to stay for a longer period of time. This parking restriction is imposed along several streets within the two study areas, specifically in the northwest and eastern areas in Downtown and along 4th Street, Broadway, and several roadway segments of several streets.

FIGURE 3.1 - PARKING RESTRICTIONS IN DOWNTOWN

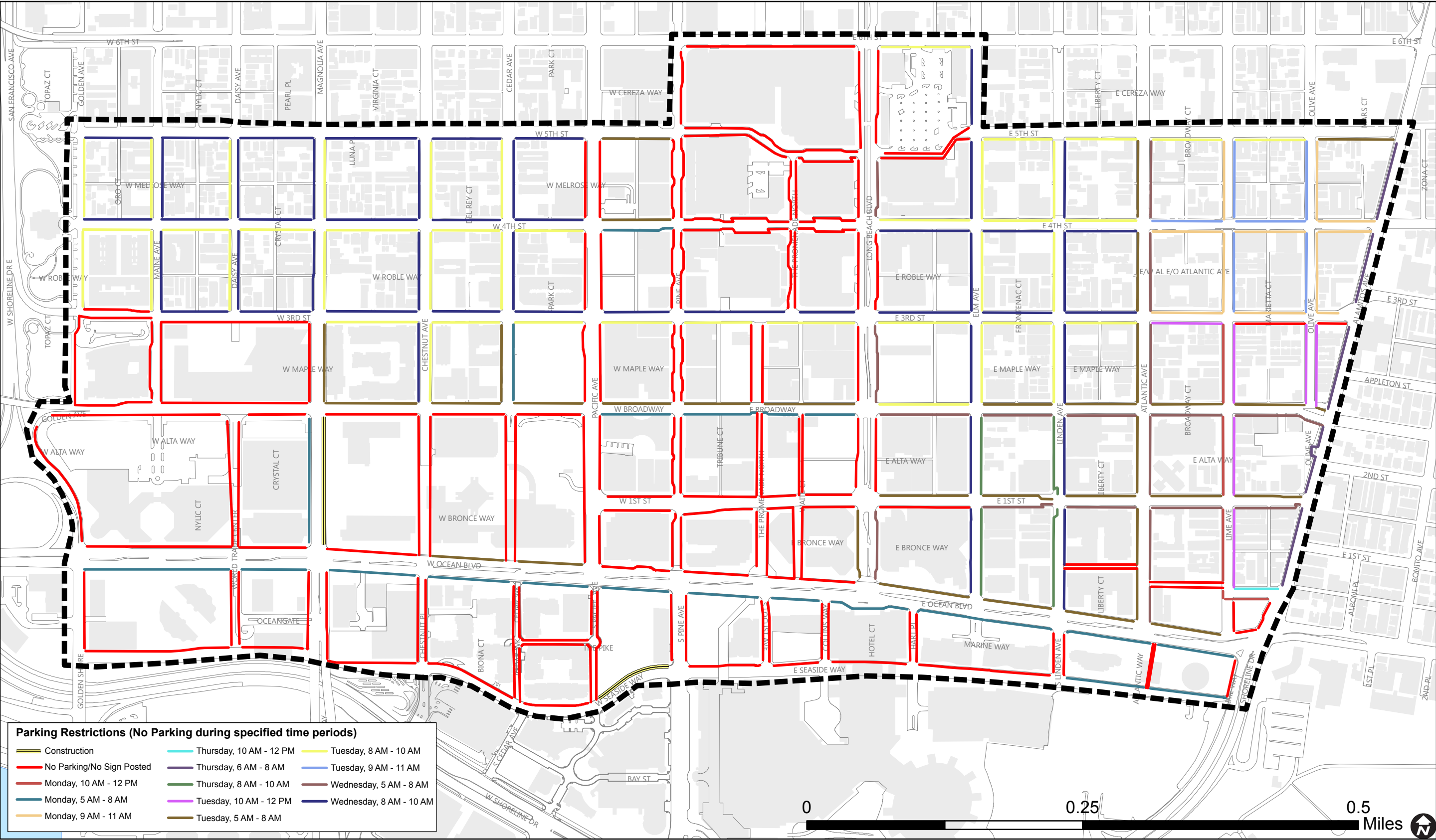
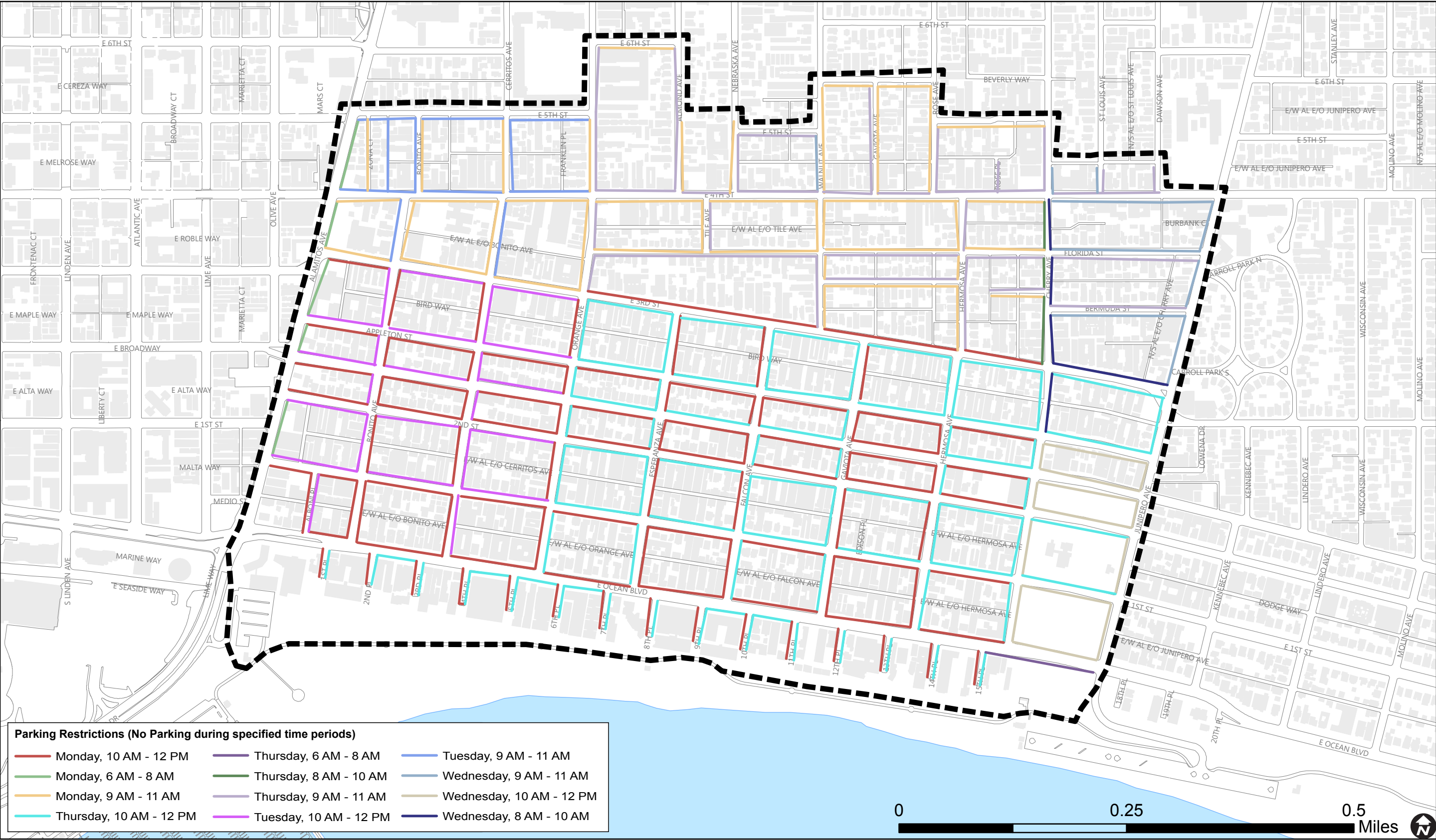


FIGURE 3.2 - PARKING RESTRICTIONS IN ALAMITOS BEACH



3.4 PARKING CODE SUMMARY

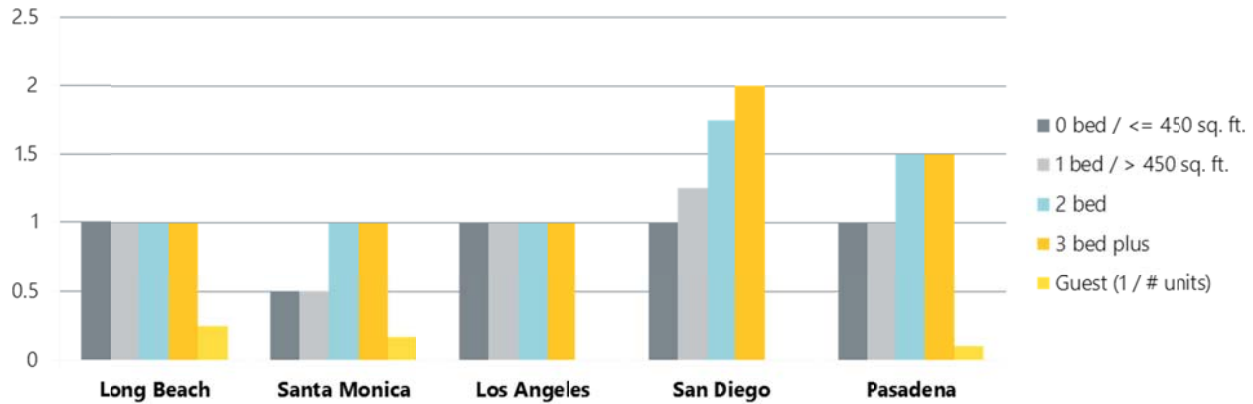
On private property, new development must comply with parking requirements in the zoning regulations. The Downtown Plan is the zoning document for the Downtown study area and the westernmost portion of the Alamitos Beach study area. The Downtown Plan requires one parking space to be provided for each residential dwelling unit constructed in the Downtown study area, with an additional .25 spaces to be provided for guest parking.

The majority of the Alamitos Beach study area is governed by the zoning regulations from Title 21 of the City's Municipal Code. According to Title 21.41, new developments in Alamitos Beach outside of the Coastal Zone (inland of Broadway), must provide one parking space for studio units (not more than 450 sq. ft.), 1.5 spaces for one-bedroom units or studios of 451 sq. ft. or more, and a maximum of two spaces for units that have two or more bedrooms. Within the Coastal Zone, the requirements are the same for studios and units with two or more bedrooms. One-bedroom units or studios of 451 sq. ft. or more are required to have two parking spaces per unit within the Coastal Zone.

As discussed in Section 3.0, many neighborhoods in the City, including parts of Downtown and most of Alamitos Beach, were constructed prior to City parking requirements in 1952. As such, majority of these buildings do not comply with current parking requirements and are considered legal-conforming because they legally complied with requirements at the time of their construction. Chapter 21.27 of the City's Zoning Code affords properties that are legal-nonconforming the ability to maintain their status so long as they meet basic maintenance and upkeep standards. If property owners wish to add units to these buildings, however, the added unit as well as all existing units must meet current parking requirements. Furthermore, if the building is demolished, any replacement construction would also need to meet current parking requirements.

Over the last few years, several cities in California have begun to implement more sustainable land use and transportation policies to accommodate for multi-modal transportation, particularly in central business districts (Downtowns) or areas around transit routes and stops. While most cities still require developers to satisfy minimum parking standards, cities across the U.S. and globally have begun to remove parking minimums and instead, have been establishing parking maximums within their municipal code. The comparative analysis of Long Beach to similar Southern California cities includes Santa Monica, whose parking requirement shown in Figure 3.3 and Figure 3.4 are the City's maximum parking standards. All other parking requirements shown are minimum parking requirements by each respective city. Within Southern California, downtown or transit-oriented development areas in Los Angeles, Santa Monica and Long Beach have similar parking requirements for new developments, as shown in Figure 3.3. Long Beach's City-wide parking requirement, which applies to the Alamitos Beach study area, is also similar to other cities, as shown in Figure 3.4.

FIGURE 3.3 – DOWNTOWN / TRANSIT AREAS PARKING REQUIREMENT COMPARISON



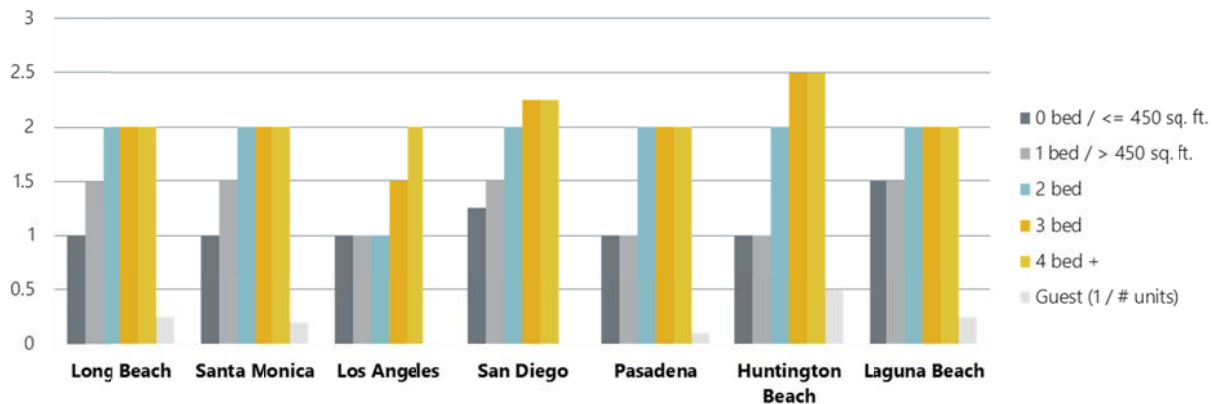
Santa Monica: maximum parking requirements are shown

Los Angeles: 0 space(s) required for guest parking

San Diego: guest parking is 15-20% of total requirement. Studio: <=400 sq. ft., 1 bed: >400 sq.ft.

Pasadena: does not specify by unit size. 1 space for < 650 sq. ft., 1.5 space for > 650 sq. ft.

FIGURE 3.4 – CITY-WIDE / OTHER AREAS PARKING REQUIREMENT COMPARISON



Santa Monica: maximum parking requirements are shown

Los Angeles: 0 space(s) required for guest parking

San Diego: guest parking is 15-20% of total requirement. Studio: <=400 sq. ft., 1 bed: >400 sq.ft.

Pasadena: does not specify by unit size. 1 space for < 650 sq. ft., 1.5 space for > 650 sq. ft.

Parking Code & Rates from Transportation Planning Publications

Observed and calculated off-street parking requirements for various land uses are also reference in the Institute of Transportation Engineers (ITE) Parking Generation, 3rd Edition and in Urban Land Institute (ULI) Shared Parking, Second Edition. These publications are widely used in the transportation planning industry for parking studies of individual or mixed-use developments.

The ITE Parking Generation database is developed through observations of many land uses and parking demands. These observations and surveys conducted for various land uses are analyzed to determine parking rates for each land use category based on the observed parking data collected. The ITE Parking Generation publication is a reference used to estimate the parking demand and size of parking facilities of

developments. This is especially helpful for new developments as there are several factors that affect the property owner, local and regional agencies, and the environment such as; construction costs, land consumed, water quality, neighborhoods and businesses, congestion and vehicle miles of travel, and ambient temperature.

The ULI Shared Parking publication is used to evaluate the parking required by a development consisting of two or more land uses without conflict or encroachment. These types of developments can have shared parking which provides access and use of a parking space to serve two or more individual land uses. There are two factors that can result in the ability to share parking spaces, which includes variations in the accumulation of vehicles by hour, by day, or by season at the individual land uses, and the relationship among the land uses that result in visiting multiple land uses on the same auto trip (*ULI Shared Parking, Second Edition*). The shared parking analysis involves various levels of assessments, the analysis uses a base parking rate for each individual land use. Table 3.1 illustrates the parking rate comparison of the parking code for the Downtown Long Beach, General Long Beach, and Coastal Zone Long Beach areas along with the parking rates from the ITE Parking Generation and the ULI Shared Parking publications.

Table 3.1 – Parking Code Requirements Compared to ITE Parking Generation and ULI Shared Parking

Entity	Low/Mid-Rise Apartment	High-Rise Apartment
Downtown Long Beach	1.25 spaces per unit*	1.25 spaces per unit*
General Long Beach	1.25 spaces per unit (<450 sq.ft.) 1.75 spaces per unit (>451 sq.ft.) 2.25 spaces per unit (2 bedrooms or more)	1.25 spaces per unit (<450 sq.ft.) 1.75 spaces per unit (>451 sq.ft.) 2.25 spaces per unit (2 bedrooms or more)
Coastal Zone Long Beach	1.25 spaces per unit (<450 sq.ft.) 2.25 spaces per unit (>451 sq.ft.) 2.25 spaces per unit (2 bedrooms or more)	1.25 spaces per unit (<450 sq.ft.) 2.25 spaces per unit (>451 sq.ft.) 2.25 spaces per unit (2 bedrooms or more)
ITE Parking Generation, 3 rd Edition	1.00 vehicles per unit** (Range: 0.66-1.43 vehicles per unit)	1.37 vehicles per unit*** (Range: 1.15-1.52 vehicles per unit)
ULI Shared Parking, Second Edition	1.5 vehicles per unit****	1.5 vehicles per unit****

Note: sq.ft. = Square feet

* Parking requirement includes 0.25 spaces per unit for guest parking.

** Average peak period parking demand for typical weekday in urban areas. Peak period is 9:00pm-5:00am.

*** 1.0 spaces reserved for residents' sole use, 24 hours a day; remainder shared with visitors and other uses.

**** Average peak period parking demand for typical weekday in central city areas, not downtown. Peak period is 12:00pm-5:00am.

4.0 PARKING DEMAND ANALYSIS

KOA conducted an inventory of all available on-street and off-street parking available to the public within the Downtown and Alamitos Beach study areas. For this study, only the parking spaces that are accessible by the general public were studied. The following parking spaces are not available for public parking and are not within the scope of this study:

- Parking spaces designated for residents in residential condominiums or apartments.
- Parking spaces designated for tenants in office buildings.
- Parking spaces designated for customers for businesses such as restaurants, hotels/motels, supermarkets, etc.
- Parking spaces designated for customers/visitors of an institution such as the Governor George Deukmejian Courthouse.

The inventory of available parking was conducted on a lot-by-lot and curb-by-curb basis by KOA team members through field visits and through parking data from SMARKING Parking Analytics, a parking data software company that has contracted with the City. During the field visits, on-street parking supply was documented by identifying the number of marked stalls and the area of unmarked curbside parking. The curbside parking supply was identified by assuming every eighteen feet of available curbside parking as one parking space. This is a typical method of identifying on-street parking supply used by many agencies. Off-site parking supply was also documented through field visits by identifying the number of marked stalls available for the general public, excluding reserved and permit-only parking stalls. Parking supply for some locations within the Downtown study area were also documented using the available parking supply and demand data provided by Smarking Parking Analytics. The parking supply within the Downtown and Alamitos Beach study areas was documented in a Geographic Information Systems (GIS) database.

4.1 DOWNTOWN LONG BEACH

4.1.1 Parking Supply

Within the Downtown study area, there are both on- and off-street parking facilities that are available for public usage. Off-street parking structures or lots which are open to the general public account for nearly 15,000 spaces, while on-street parking accounts for approximately 2,600 spaces (half of which are either metered or time-limited).

Figure 4.1 and 4.2 show the existing parking inventory by street and by lot for the Downtown study area. Table 4.1 summarizes the available parking supply for the Downtown study areas by parking type. In the City of Long Beach, yellow curbs, otherwise known as loading zones, turn into regular parking spaces from the hours of 6:00 PM to 7:00 AM, Monday to Saturday and all day on Sundays. Therefore, in the following table, the parking supply with and without loading zone parking spaces are listed separately.

FIGURE 4.1 - EXISTING PARKING INVENTORY IN THE DOWNTOWN STUDY AREA (ON-STREET)

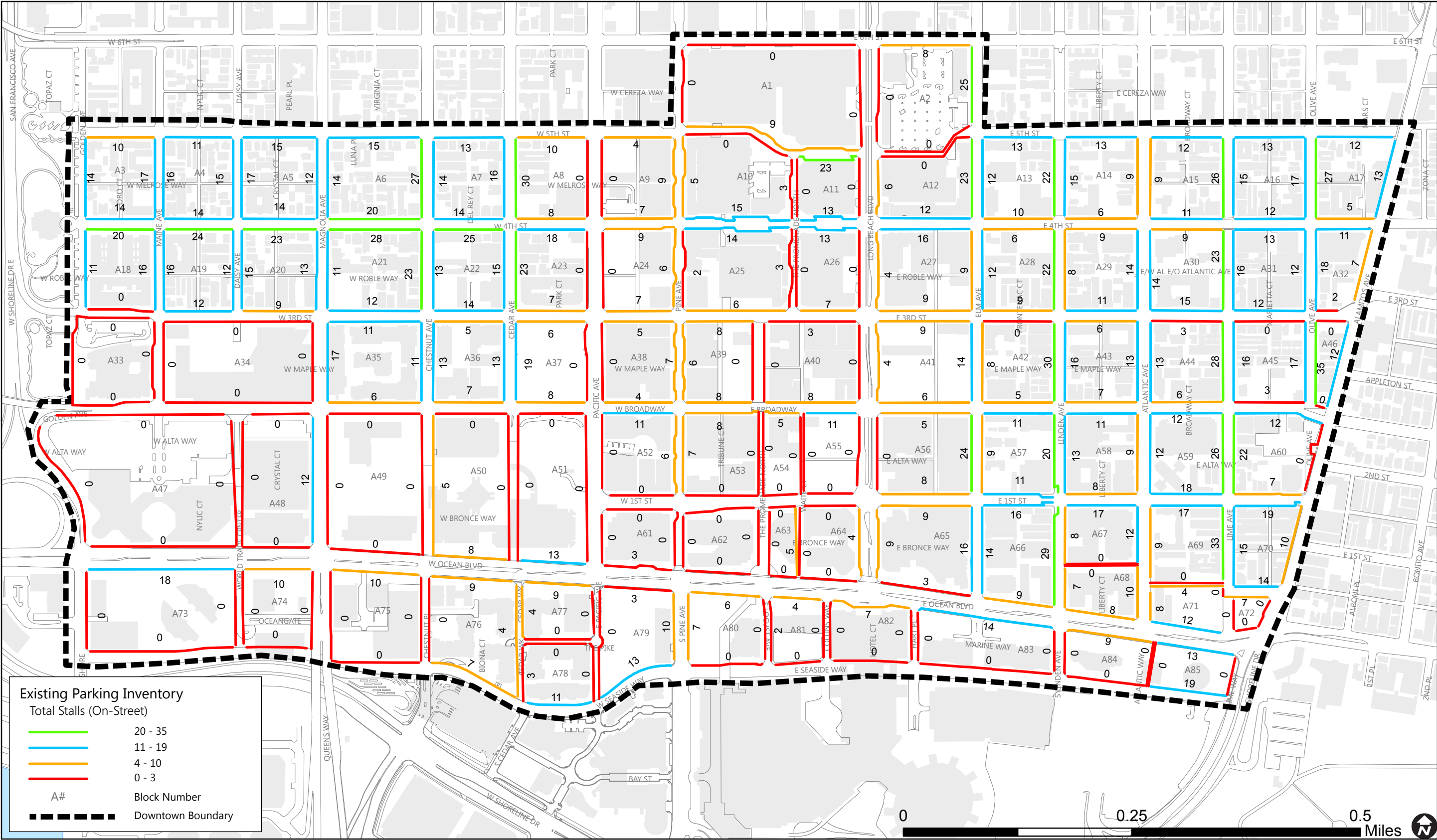


FIGURE 4.2 - EXISTING PARKING INVENTORY IN THE DOWNTOWN STUDY AREA (OFF-STREET)

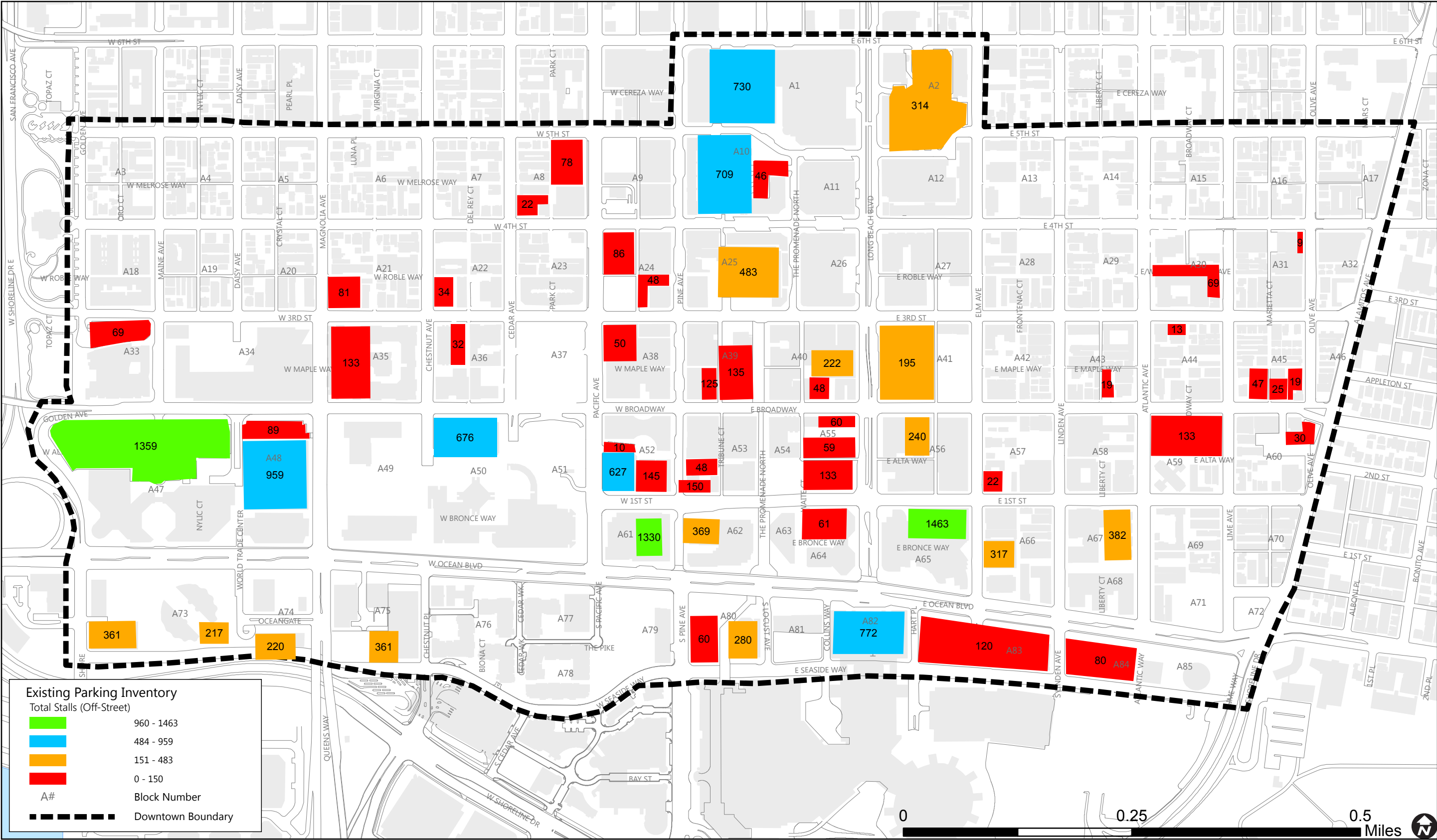


Table 4.1 – Existing Parking Inventory by Type, Downtown Long Beach

Study Area	On/Off Street	Parking Space Type							
		Standard	ADA	Reserved	Loading Zone	Metered	Time Limited	Total	Total w/o Loading Zone
Downtown Long Beach	ON STREET	1,317	40	33	147	739	475	2,751	2,604
	OFF STREET	10,366	419	4,094	3	0	92	15,746	14,974

The block by block parking supply for Downtown is provided in Appendix A.

4.1.2 Parking Occupancy

Each parking lot open to the public and on-street parking areas studied were surveyed for the Downtown study areas on a weekday and weekend to determine the parking occupancy and utilization throughout the study periods. Parking occupancy counts were conducted manually on a typical weekday from 7:00 AM to 10:00 AM and 4:00 PM to 7:00 PM and on a typical weekend from 11:00 AM to 2:00 PM and 6:00 PM to 9:00 PM. Technicians from data collection firm, Counts Unlimited, documented the number of occupied parking spaces every hour. Parking inventory maps by block were provided by KOA to the technicians beforehand for proper identification and documentation of parking demand data. These parking surveys were used to determine the existing parking occupancy of each roadway segment and the overall area for both on-street and off-street parking areas within the Downtown area.

Manual parking surveys in Downtown were conducted on the following dates:

- On-street for streets without metered parking, Thursday October 12, 2017
- On-street for streets without metered parking, Saturday, October 7, 2012
- On-street for streets with metered parking, Thursday, April 19, 2018
- On-street for streets with metered parking, Saturday, April 21, 2018
- Off-street, Thursday, November 2, 2017
- Off-street, Saturday, November 4, 2017

After the parking demand surveys were conducted, tabulated occupancy data by block were compiled and provided to KOA. KOA staff then inputted the data into the GIS database and calculated the occupancy rate for each hour during the survey time periods. Then for each of the four surveying time periods (Thursday AM, Thursday PM, Saturday AM and Saturday PM), the hour with the highest overall parking occupancy rate was determined.

On-Street Parking Occupancy

Table 4.2 summarizes the existing on-street parking occupancy during the Thursday and Saturday peak hours. As shown in the table, the Thursday on-street parking occupancy is between 69 percent and 76 percent. On-street parking occupancy during Saturday is between 75 percent and 88 percent. For a typical weekday like Thursday, the on-street parking occupancy rates are near 70 percent during the AM time period. In the PM period, the on-street parking demand increases as the evening approaches. This can be attributed to the parking demand from the restaurants, pubs and other businesses in Downtown during the evening and nighttime hours. For a typical weekend, the parking demand during the midday time period is near 78 percent. In the evening time period, the parking demand increases from 6PM to 8PM, likely due to the parking demand from the night life that Downtown uses provide.

Table 4.2 – On-Street Parking Occupancy Rate, Downtown Long Beach

THURSDAY		SUPPLY	SUPPLY w/ LOADING	%
	TOTAL	2,604	2,751	100%
		Occupancy		%
	7AM	1,849		71%
	8AM	1,773		68%
	9AM	1,784		69%
	4PM	1,767		68%
	5PM	1,841		71%
	6PM	2,091		76%

SATURDAY		SUPPLY	SUPPLY w/ LOADING	%
	TOTAL	2,587	2,734	100%
		Occupancy		%
	11AM	1,952		75%
	Noon	2,016		78%
	1PM	2,035		78%
	6PM	2,267		83%
	7PM	2,357		86%
	8PM	2,415		88%

Off-Street Parking Occupancy

Table 4.3 summarizes the existing off-street parking occupancy during the Thursday and Saturday peak hours. As shown in the table, the weekday off-street parking occupancy is between 21 percent and 42 percent. Off-street parking occupancy during the weekend is between 28 percent and 30 percent. For a typical weekday like Thursday, the off-street parking occupancy rates increase significantly from 7AM to 9AM. This is most likely due to the parking demand from those working in Downtown. Commuter vehicles are typically parked in off-street facilities during the business hours. In the PM period, the off-street parking demand diminishes as the evening approaches as those working in Downtown begin to depart to head home or elsewhere. For the typical weekend, the parking demand varies little during the midday time period, similar to that of the on-street parking facilities. In the evening time period, the parking demand remains at 30 percent from 6PM to 8PM. This is mainly because most Downtown visitors in the evening tend to utilize on-street parking spaces.

Table 4.3 – Off-Street Parking Occupancy Rate, Downtown Long Beach

THURSDAY		ALL STALLS*		EXCLUDING RESERVED STALLS	
	TOTAL	SUPPLY	%	SUPPLY	%
		14,015	100%	11,161	100%
		OCC.	%	OCC.	%
	7AM	3,152	22%	2,752	25%
	8AM	4,587	33%	3,882	35%
	9AM	6,150	44%	5,086	46%
	4PM	5,641	40%	4,614	41%
	5PM	4,776	34%	3,906	35%
	6PM	3,878	28%	3,199	29%

SATURDAY		ALL STALLS*		EXCLUDING RESERVED STALLS	
	TOTAL	SUPPLY	%	SUPPLY	%
		14,015	100%	11,161	100%
		OCC.	%	OCC.	%
	11AM	4,119	29%	3,717	33%
	Noon	4,446	32%	4,014	36%
	1PM	4,442	32%	3,972	36%
	6PM	4,481	32%	4,061	36%
	7PM	4,468	32%	4,062	36%
	8PM	4,381	31%	3,971	36%

Note: Request to survey the California Courthouse parking structure was rejected. Therefore, the data in the table does not include this facility.

OCC. = Occupancy

The City of Long Beach owns several parking facilities that are open to the public. At the time of this study, SMARKING Parking Analytics, a parking data software company that has contracted with the City, collected and maintained parking data for these facilities and shared the data with KOA. The data sources for SMARKING Parking Analytics are primarily sensors installed in the parking facilities and the transaction data from the ticketing machines.

Table 4.4 summarizes the parking occupancy rates for the City-owned public parking facilities in Downtown for the same two days when the manual parking surveys were conducted for the other off-street parking facilities in November of 2018.

Table 4.4 – Parking Occupancy for City Owned Public Parking Facilities, Downtown Long Beach

Thursday		4 th & Pacific		Broadway Garage (Civic Center)		City Lot A		City Lot B		City Lot C		City Lot East	
		SUPPLY	%	SUPPLY	%	SUPPLY	%	SUPPLY	%	SUPPLY	%	SUPPLY	%
	TOTAL	86	100%	676	100%	747	100%	709	100%	483	100%	195	100%
	Occupancy												
	7AM	76	88%	183	27%	252	34%	157	22%	97	20%	33	17%
	8AM	82	95%	392	58%	302	40%	201	28%	149	31%	34	17%
	9AM	24	28%	520	77%	387	52%	279	39%	266	55%	9	5%
	4PM	36	42%	485	72%	309	41%	326	46%	289	60%	35	18%
	5PM	38	44%	343	51%	245	33%	291	41%	309	64%	35	18%
	6PM	40	47%	165	24%	188	25%	239	34%	323	67%	36	18%

Saturday		4 th & Pacific		Broadway Garage (Civic Center)		City Lot A		City Lot B		City Lot C		City Lot East	
		SUPPLY	%	SUPPLY	%	SUPPLY	%	SUPPLY	%	SUPPLY	%	SUPPLY	%
	TOTAL	86	100%	676	100%	747	100%	709	100%	483	100%	195	100%
	Occupancy												
	11AM	7	8%	87	13%	194	26%	224	32%	207	43%	100	51%
	Noon	10	12%	95	14%	201	27%	208	29%	227	47%	108	55%
	1PM	14	16%	81	12%	197	26%	215	30%	236	49%	34	17%
	6PM	36	42%	50	7%	299	40%	274	39%	304	63%	181	93%
	7PM	38	44%	48	7%	343	46%	291	41%	341	71%	198	102%
	8PM	41	48%	44	7%	357	48%	319	45%	347	72%	204	105%

Source: SMARKING parking data

As shown in Table 4.4, the average parking occupancy for the City owned public parking facilities is between 13 percent and 71 percent during the weekday AM hours with an overall average of 37 percent occupancy. During the weekday PM hours, the average parking occupancy is between 18 percent and 64 percent with an overall average of 40 percent occupancy. The average parking occupancy for the City owned public parking facilities is between 12 percent and 46 percent during the weekend AM hours with an overall average of 27 percent occupancy. During the weekend PM hours, the average parking occupancy is between 7 percent and 100 percent with an overall average of 40 percent occupancy.

Occupancy by block

Figures 4.3 to 4.6 show the block by block parking occupancy in the Downtown study area during the four surveying time periods. On-street and off-street parking occupancy rates are shown on the same map. For each survey time period, the occupancy rates for the hour with the highest overall parking demand were demonstrated in the map. Four different colors represent the ranges of occupancy rates, from low to high as follows:

- Green: from 0 percent to 50 percent
- Blue: from 51 percent to 65 percent
- Orange: from 66 percent to 85 percent
- Red: from 86 percent to 100 percent

For off-street parking facilities, parking occupancy rates excluding reserved parking spaces are shown on the occupancy figures.

Figure 4.3 demonstrates the block-by-block parking occupancy in the Downtown study area during the weekday AM peak hour. As shown in the figure, the on-street parking occupancy is mostly more than 65 percent and the off-street parking occupancy is mostly below 65 percent. The overall peak hour for the on-street and off-street parking during the weekday AM time period is from 9AM to 10AM with an occupancy rate of 46 percent. As shown in the figure, the northwest corner of the study area, where part of the Willmore neighborhood is located, experiences high occupancy rates on most streets.

Figure 4.4 demonstrates the block-by-block parking occupancy in the Downtown study area during the weekday PM peak hour. As shown in the figure, the on-street parking occupancy is mostly more than 65 percent and the off-street parking occupancy is mostly below 50 percent. The overall peak hour for the on-street and off-street parking during the weekday PM time period is from 4PM to 5PM with an occupancy rate of 43 percent. As shown in the figure, the northwest corner of the study area, where part of the Willmore neighborhood is located, experiences high occupancy rates on most streets.

Figure 4.5 demonstrates the block by block parking occupancy in the Downtown study area during the weekend midday peak hour. As shown in the figure, the on-street parking occupancy is mostly more than 65 percent and the off-street parking occupancy is mostly below 65 percent. The overall peak hour for the on-street and off-street parking during the weekday midday time period is from Noon to 1PM with an occupancy rate of 37 percent. As shown in the figure, the northwest corner of the study area, where part of the Willmore neighborhood is located, experiences high occupancy rates on most streets.

Figure 4.6 demonstrates the block by block parking occupancy in the Downtown study area during the weekend evening peak hour. As shown in the figure, the on-street parking occupancy is mostly more than 85 percent and the off-street parking occupancy is mostly below 50 percent. The overall peak hour for the on-street and off-street parking during the weekday night time period is from 7PM to 8PM with an occupancy rate of 39 percent. As shown, the northwest corner of the study area, where part of the Willmore neighborhood is, sees high occupancy rate on most streets.

The block by block parking occupancy rates for Downtown Long Beach is provided in Appendix B.

FIGURE 4.3 - DOWNTOWN PARKING OCCUPANCY, WEEKDAY AM

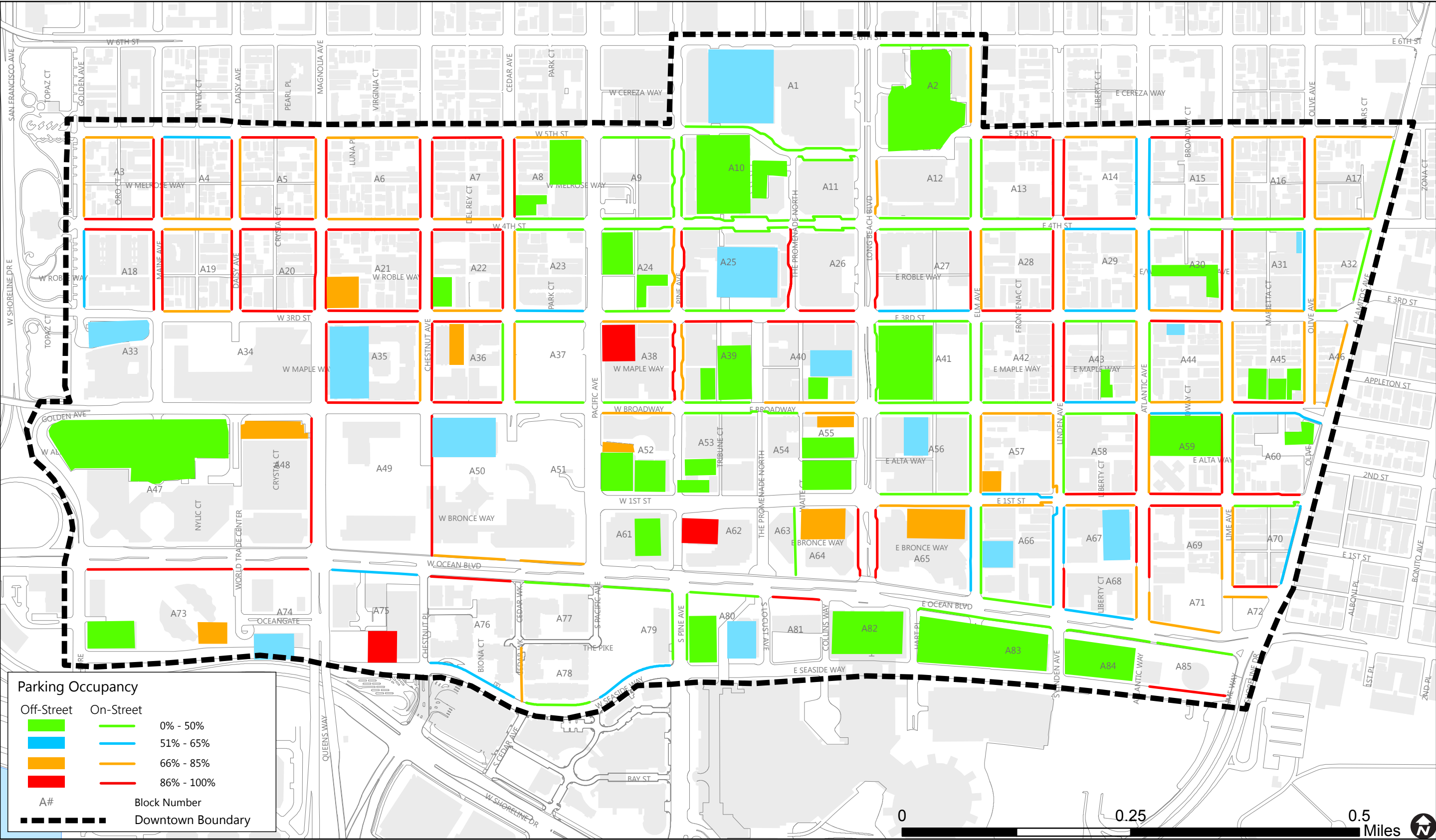


FIGURE 4.4 - DOWNTOWN PARKING OCCUPANCY, WEEKDAY PM

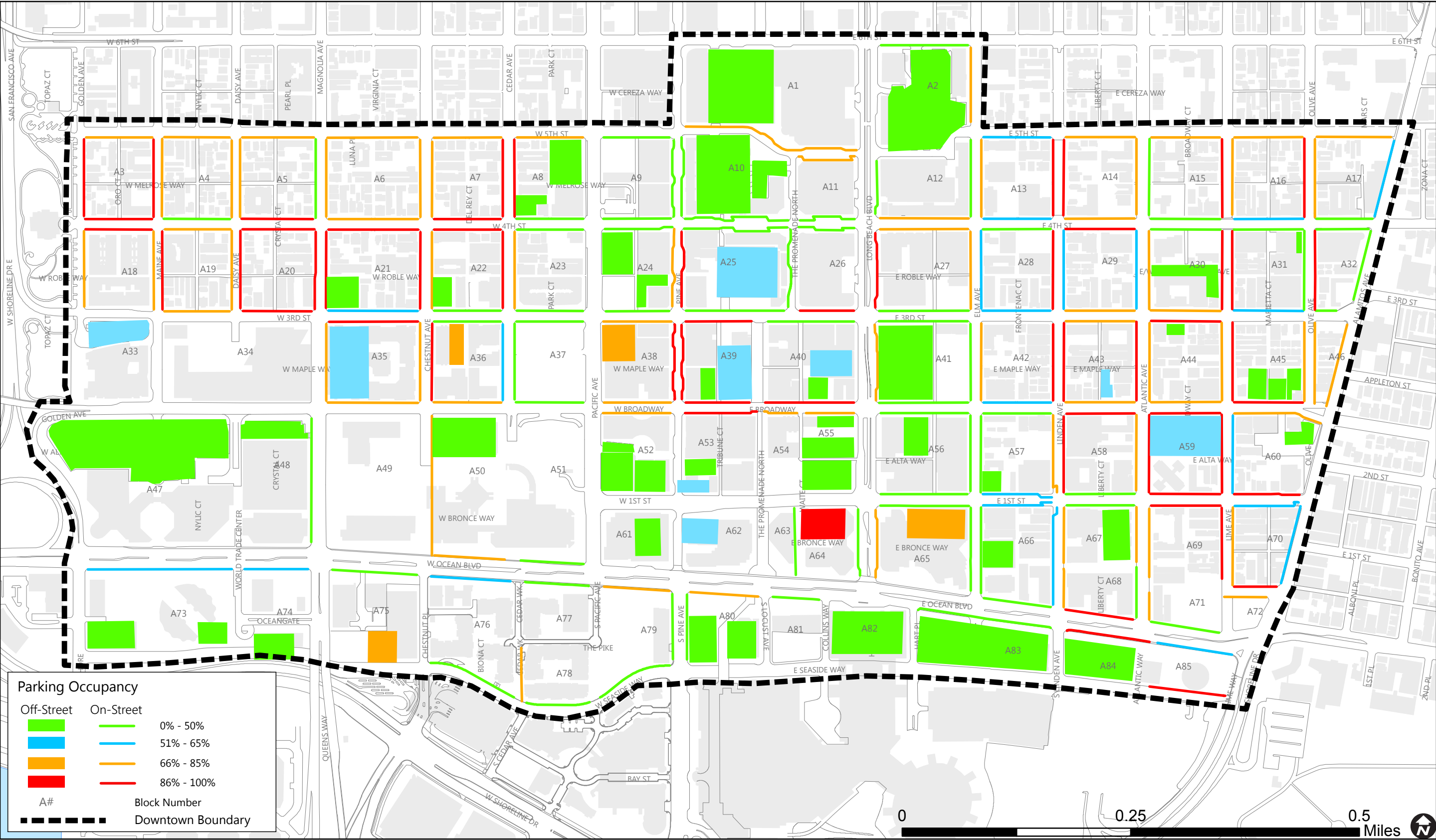


FIGURE 4.5 - DOWNTOWN PARKING OCCUPANCY, WEEKEND MIDDAY

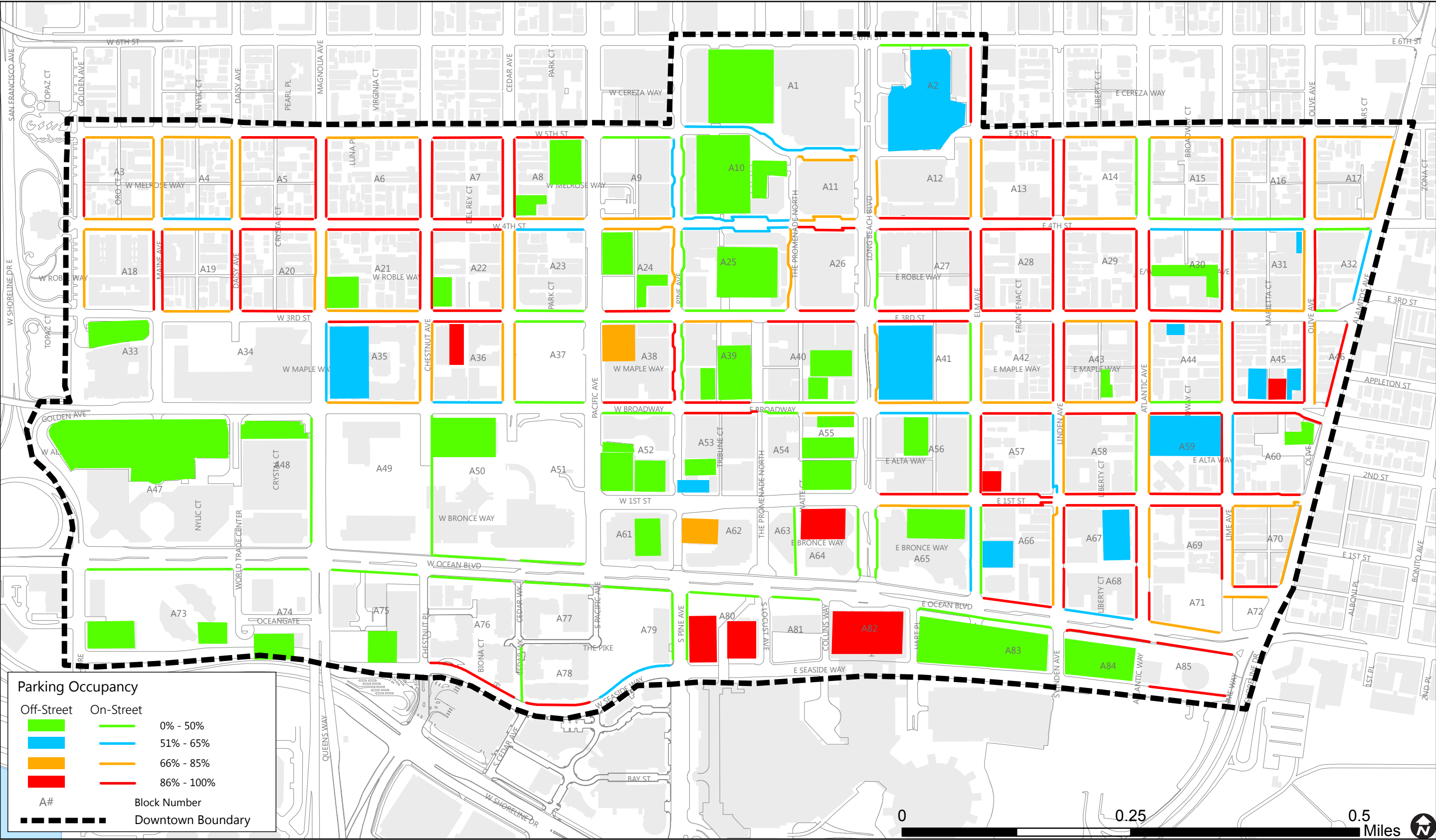
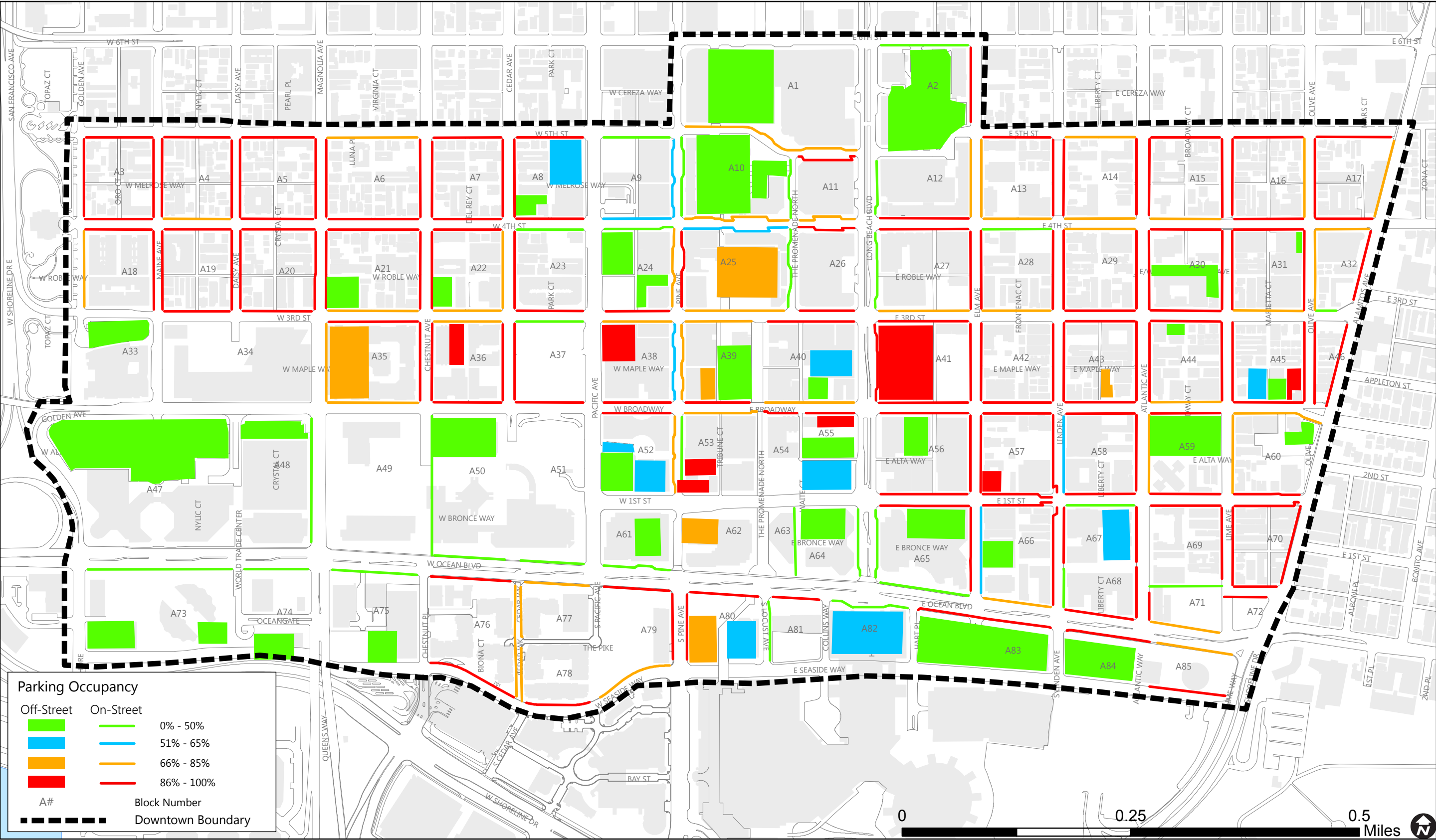


FIGURE 4.6 - DOWNTOWN PARKING OCCUPANCY, WEEKEND PM



4.1.3 Parking Turnover and Average Duration

Turnover surveys were conducted for a sample set of blocks in Downtown. The purpose of the turnover surveys was to obtain a snapshot of how many vehicles use the same parking space during a specific time period. Higher turnover rates means the parking space is used by many vehicles in the specified time period and therefore demonstrate shorter stays at the destinations in the area. Lower turnover rates signify that the parking space is used by few vehicles during the specified time period and therefore demonstrates longer stays at the destinations in the area. The turnover rates are shown as vehicles per space.

Average parking duration was also identified for the same time periods as the turnover rates. The average parking duration shows how long vehicles are parked in the same space during the survey time periods. The average duration is shown as average hours per vehicle.

The turnover rates for selected blocks in Downtown are summarized in the Figure 4.7. As shown in the graph, the turnover rates are higher in the PM and evening time period than the AM and midday time period on Saturday. During the weekday and weekend turnover survey time periods the parking spaces are used by one vehicle while average duration during the weekday is two hours per parking space. During the weekend evening hours the parking turnover rate is also one vehicle per space while the average parking duration is over two hours.

Figure 4.8 through 4.11 shows the locations and turnover rates for the study locations in the Downtown study area. Figures 4.12 through 4.15 shows the locations and average duration for the study locations in the Downtown study area.

The detailed turnover and average duration data for Downtown is provided in Appendix C.

FIGURE 4.7 – ON-STREET PARKING TURNOVER RATE, DOWNTOWN LONG BEACH

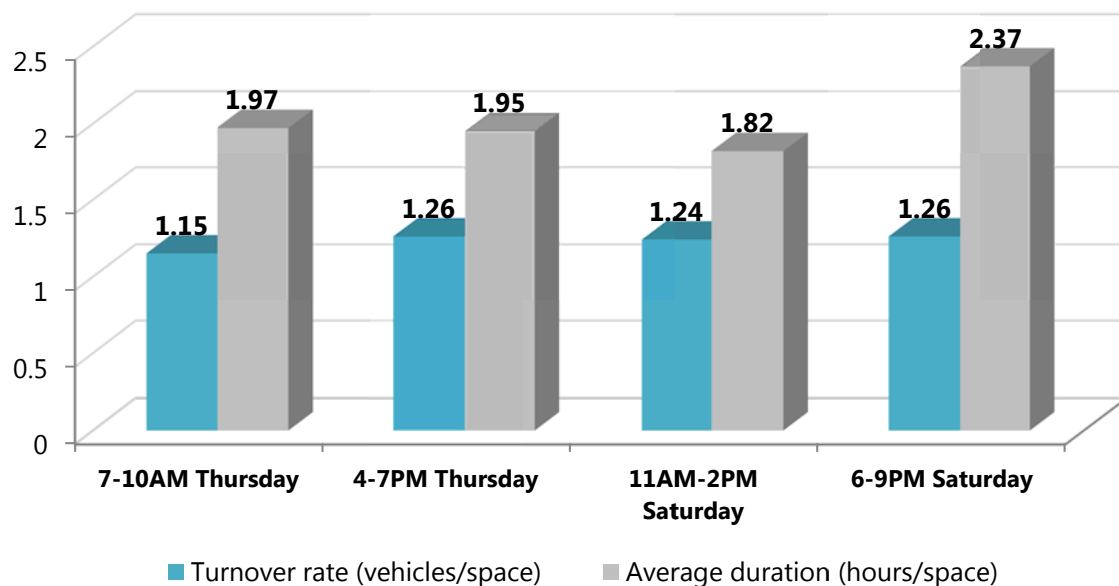


FIGURE 4.8 - DOWNTOWN PARKING TURNOVER, WEEKDAY AM

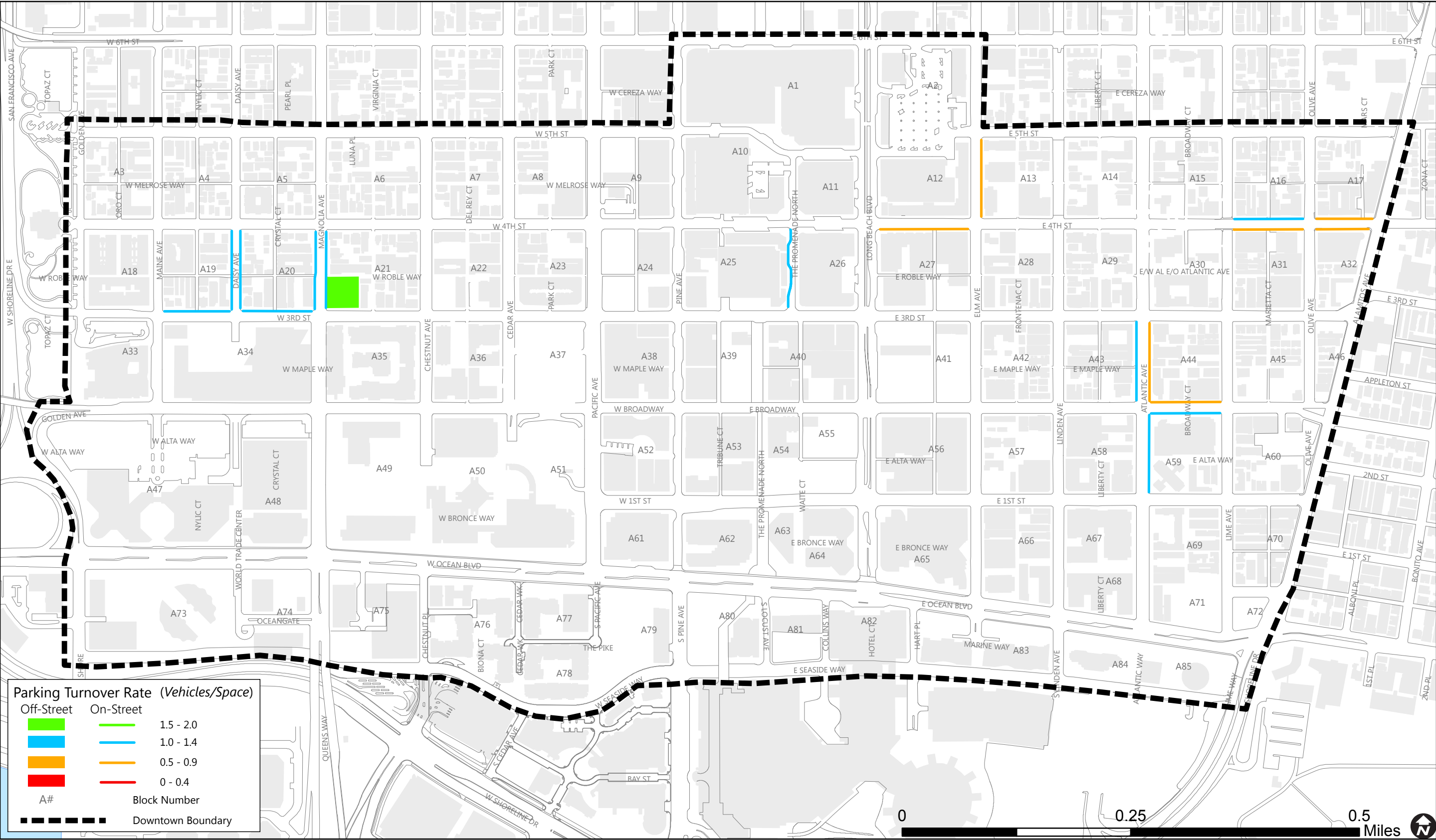


FIGURE 4.9 - DOWNTOWN PARKING TURNOVER, WEEKDAY PM

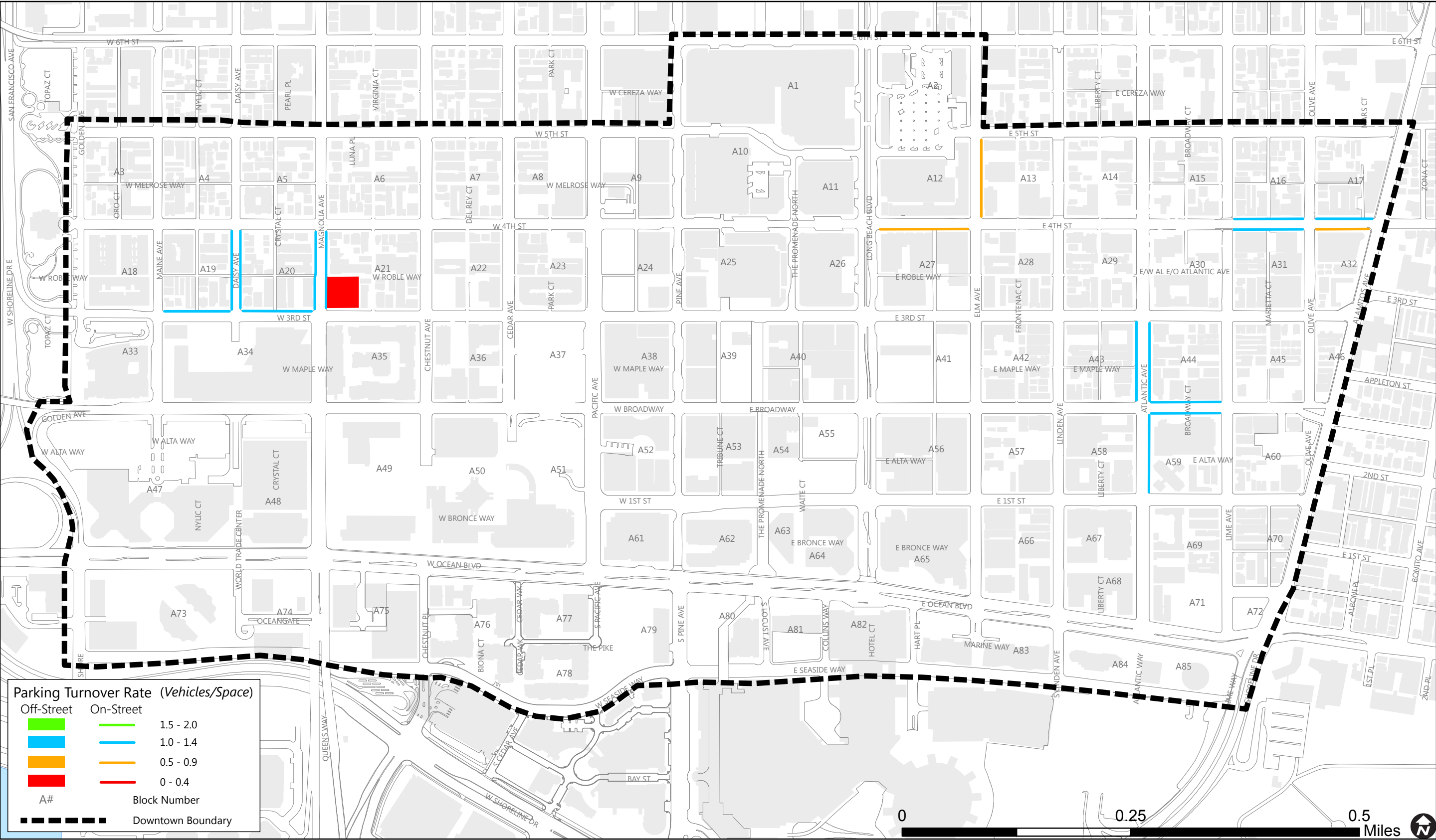


FIGURE 4.10 - DOWNTOWN PARKING TURNOVER, WEEKEND MIDDAY

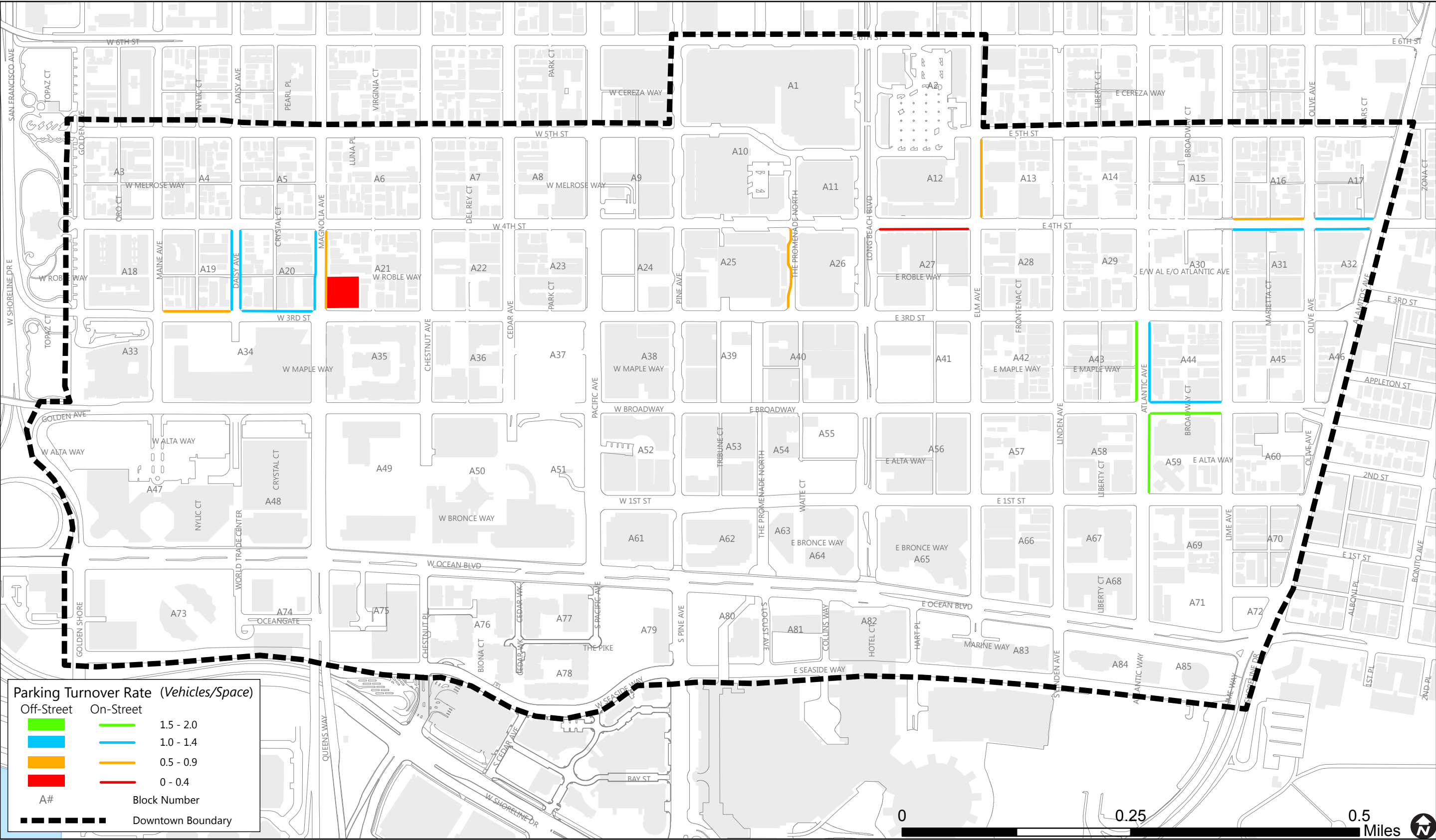


FIGURE 4.11 - DOWNTOWN PARKING TURNOVER, WEEKEND PM

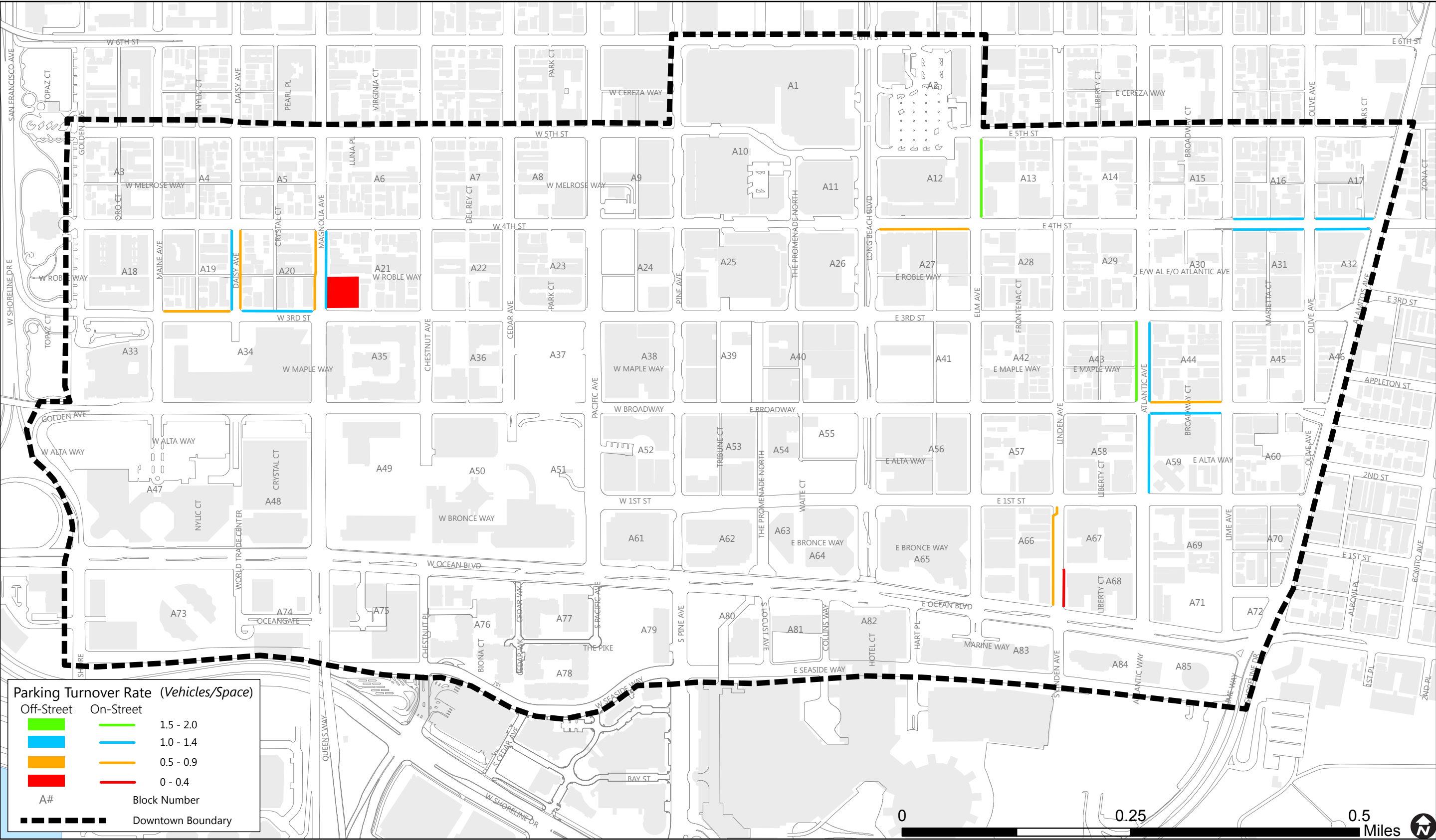


FIGURE 4.12 - DOWNTOWN PARKING DURATION, WEEKDAY AM

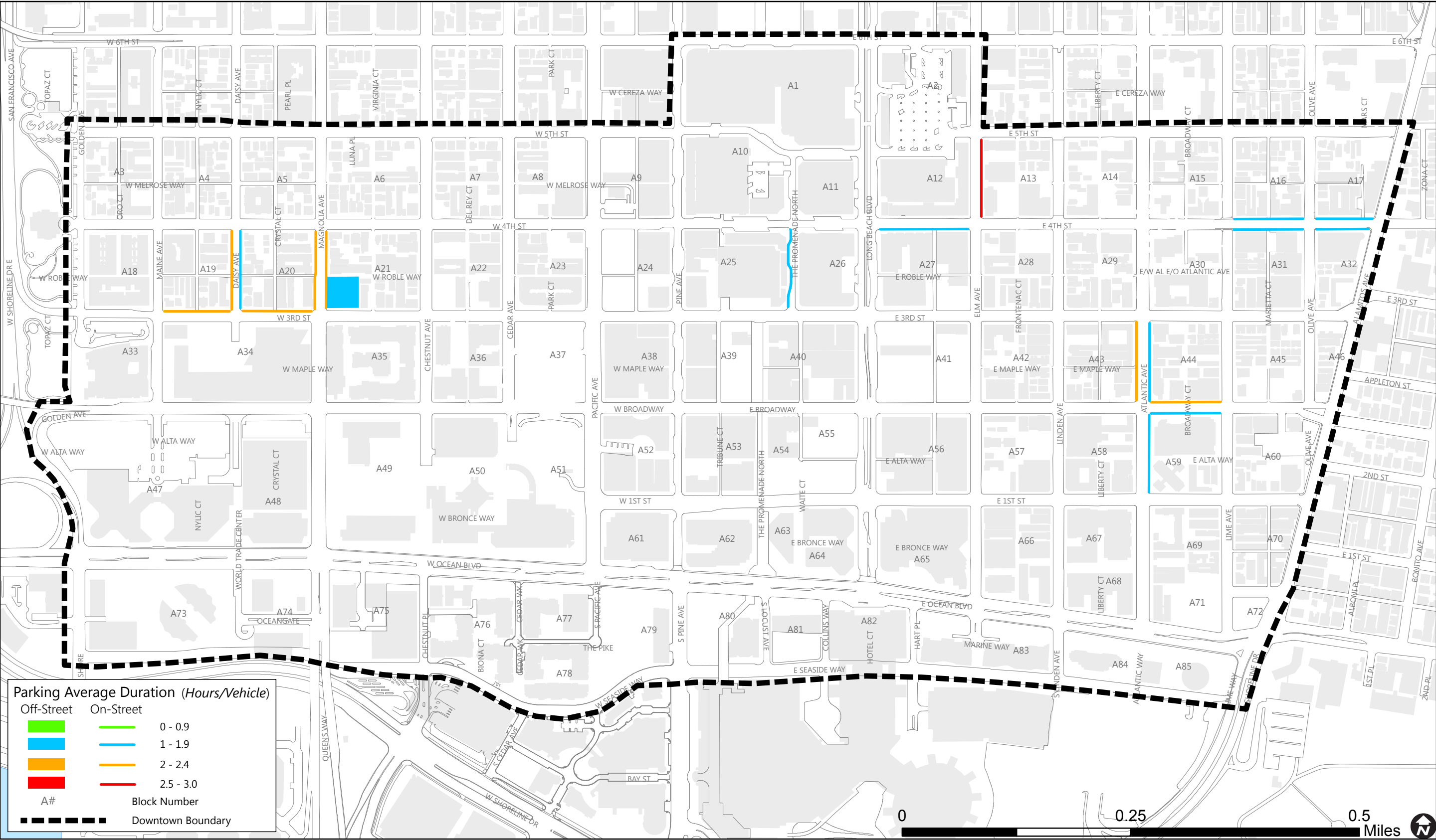


FIGURE 4.13 - DOWNTOWN PARKING DURATION, WEEKDAY PM

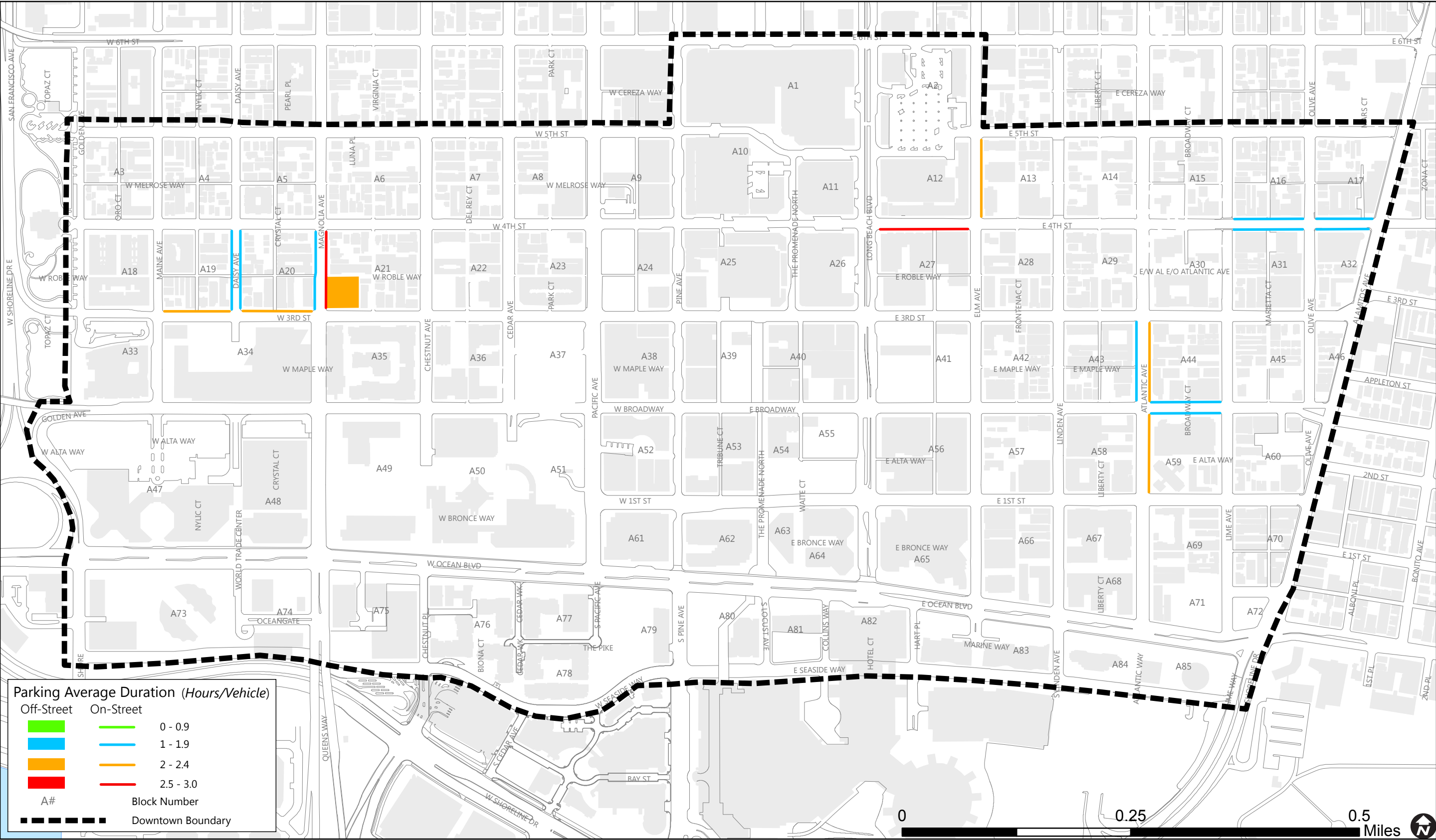


FIGURE 4.14 - DOWNTOWN PARKING DURATION, WEEKEND MIDDAY

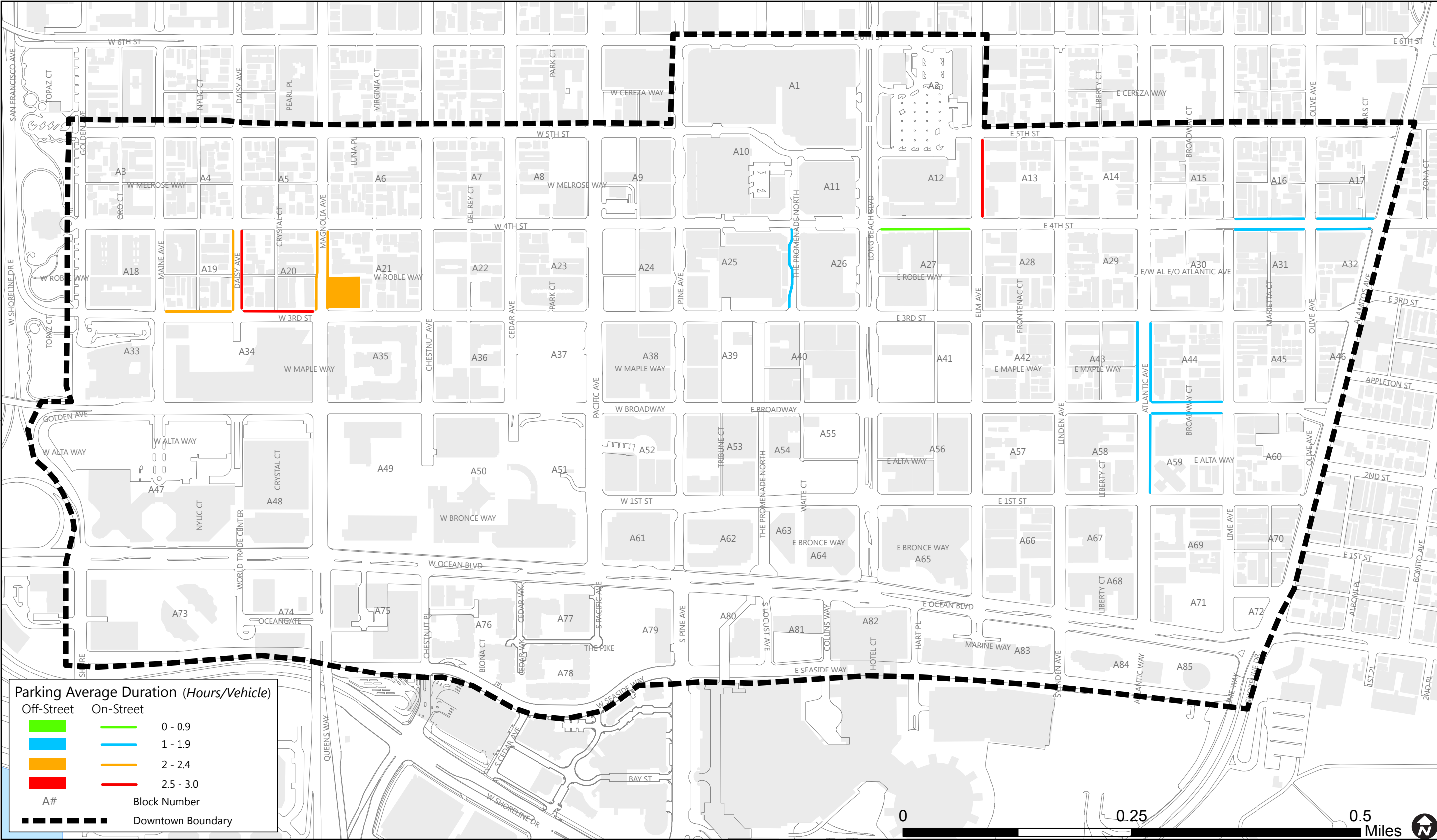
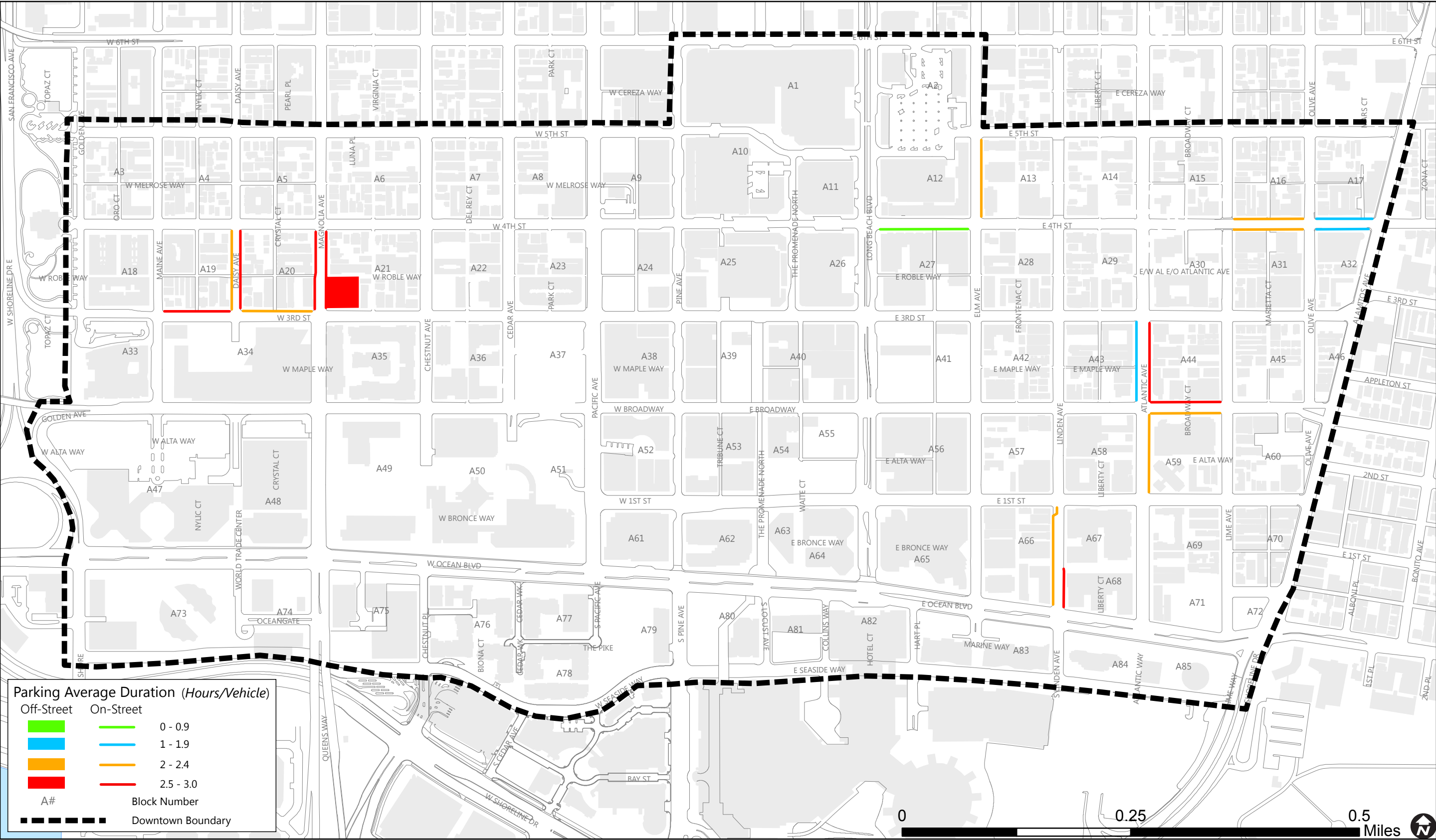


FIGURE 4.15 - DOWNTOWN PARKING DURATION, WEEKEND PM



4.14 Future Off-Street Parking Supply Reduction

A total of six off-street parking lots which are currently in the process of being developed were surveyed for occupancy rates. Table 4.5 listed these parking lots with number of total parking stalls and reserved parking stalls. These six properties used to be developed with commercial buildings and were demolished during the economic downturn. In the interim, they have been used as parking lots.

Table 4.5 – Existing Parking Supply Converted to Future Development

Lot Number	Parking Lot	Total Spaces Lost	Reserved Spaces Lost
A24-A	4th and Pacific	86	86
A39-B	Promenade and 3rd Lot	135	101
A80-B	East Ocean	280	225
A55-C	Diamond Parking Service 3	133	133
A55-A	125 Long Beach Blvd	60	58
A41	City East Lot	195	195
	Total	889	798

Table 4.6 summarizes the existing off-street parking occupancy during the Thursday and Saturday peak hours, with reduced parking supply as the denominator for occupancy rate calculation. The table shows a theoretical scenario on the parking supply occupancy if the six parking facilities are fully converted to development. As shown in the table, the weekday off-street parking occupancy would be between 22 percent and 44 percent. Off-street parking occupancy during the weekend would be between 29 percent and 32 percent. For the non-reserved parking stalls only, the parking occupancy would be between 25 percent and 45 percent during the weekday, and between 33 percent and 36 percent during the weekend.

Table 4.6 – Off-Street Parking Occupancy Rate, with Reduced Parking Supply, Downtown Long Beach

		ALL STALLS*		EXCLUDING RESERVED STALLS	
THURSDAY		SUPPLY	%	SUPPLY	%
	TOTAL	13,126	-	10,363	-
	Occupancy		%	Occupancy	%
	7AM	3,152	24%	2,752	27%
	8AM	4,587	35%	3,882	37%
	9AM	6,150	47%	5,086	49%
	4PM	5,641	43%	4,614	45%
	5PM	4,776	36%	3,906	38%
	6PM	3,878	30%	3,199	31%
SATURDAY		SUPPLY	%	SUPPLY	%
	TOTAL	13,126	100%	10,363	100%
	Occupancy		%	Occupancy	%
	11AM	4,119	31%	3,717	36%
	Noon	4,446	34%	4,014	39%
	1PM	4,442	34%	3,972	38%
	6PM	4,481	34%	4,061	39%
	7PM	4,468	34%	4,062	39%
	8PM	4,381	33%	3,971	38%

Note: Request to survey the California Courthouse parking structure was rejected. Therefore, the data in the table does not include this facility.

The occupancy rates in Table 4.6 are one or two percent higher than the occupancy numbers in Table 4.3. The reduction of parking supply due to future development on existing interim parking lots is not expected to change the current condition that many of the off-street parking supply in Downtown are under-utilized.

4.1.5 Downtown District Level Analysis

Due to the large size and varied land use pattern within the study area, the entire downtown is divided into seven districts as shown in Figure 4.16. On-street and off-street parking occupancy rates were calculated for each district, providing parking analysis at a more micro level. For off-street parking facilities, non-reserved stalls are utilized to calculate occupancy rates.

District 1

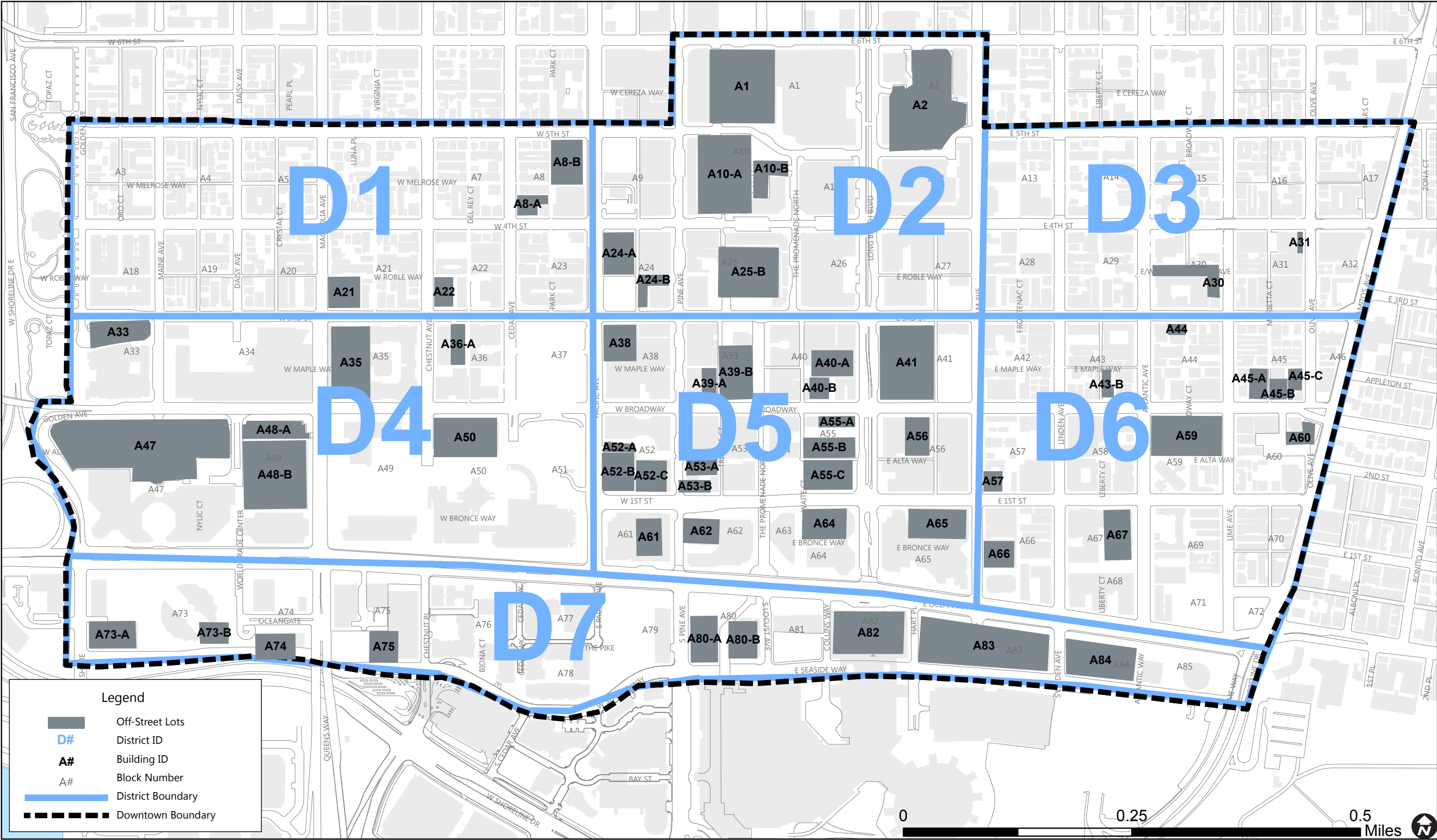
The boundaries of District 1 in the Downtown study area are 5th street, Pacific Avenue, 3rd Street and Golden Avenue. This district is part of the Willmore residential neighborhood. As shown in Table 4.7, there are a total of 703 on-street parking stalls in the district and seven extra spaces from loading zones. The on-street parking occupancy rates are among the highest in downtown, with 88 percent at 6PM on weekdays and 95 percent at 8PM on weekends. Finding on-street parking stalls can be a challenge for the residents in the evenings.

Off-street parking supply within this District is limited with only 215 stalls. The occupancy rates are relatively low ranging from 20 percent to 53 percent during the weekday, and from 25 percent to 36 percent during the weekend.

Table 4.7 – On-Street/Off-Street Parking Occupancy Rate, Downtown Long Beach, District 1

		ON STREET			OFF STREET		
THURSDAY		SUPPLY	OCCUPANCY	%	SUPPLY	OCCUPANCY	%
	7AM	703	574	82%	215	67	31%
	8AM	703	565	80%	215	95	44%
	9AM	703	600	85%	215	114	53%
	4PM	703	548	78%	215	50	23%
	5PM	703	576	82%	215	43	20%
	6PM	710	625	88%	215	44	20%
		ON STREET			OFF STREET		
SATURDAY		SUPPLY	OCCUPANCY	%	SUPPLY	OCCUPANCY	%
	11AM	703	601	85%	215	75	35%
	Noon	703	603	86%	215	61	28%
	1PM	703	618	88%	215	64	30%
	6PM	710	660	93%	215	54	25%
	7PM	710	659	93%	215	75	35%
	8PM	710	678	95%	215	77	36%

FIGURE 4.16 - DOWNTOWN STUDY AREA DISTRICTS



District 2

The boundaries of District 2 are 5th street, 6th Street, Pacific Avenue, 3rd Street and Elm Avenue. Land use within this district is primary commercial including the City Place Shopping Center. There are also some multi-story residential buildings within the district. As shown in Table 4.8, there are a total of 254 on-street parking stalls in the district and 13 extra spaces from loading zones. The on-street parking occupancy rates range from 33 percent to 51 percent on weekdays, and from 66 percent to 78 percent on weekends.

The District currently has a total of 2,233 off-street non-reserved parking stalls in off-street parking facilities, including the City owned parking lots A, B and C, which provided two hours of free parking. The parking utilization is no more than 46 percent on weekdays and no more than 48 percent on weekends. Since the existing parking lot at 4th Street and Pacific Avenue will be developed, the off-street parking supply within this District will be reduced to 2,147 parking stalls excluding those that are reserved. The occupancy rates thus would increase, while still no more than half-full.

Table 4.8 – On-Street/Off-Street Parking Occupancy Rate, Downtown Long Beach, District 2

		ON STREET			OFF STREET EXCLUDING RESERVED STALLS				
THURSDAY		SUPPLY	OCCUPANCY	%	SUPPLY	OCCUPANCY	%	REDUCED SUPPLY*	%
	7AM	254	118	46%	2,233	617	28%	2,147	29%
	8AM	254	102	40%	2,233	795	36%	2,147	37%
	9AM	254	84	33%	2,233	1,000	45%	2,147	47%
	4PM	254	127	50%	2,233	1,036	46%	2,147	48%
	5PM	254	116	46%	2,233	924	41%	2,147	43%
	6PM	267	136	51%	2,233	753	34%	2,147	35%
		ON STREET			OFF STREET EXCLUDING RESERVED STALLS				
SATURDAY		SUPPLY	OCCUPANCY	%	SUPPLY	OCCUPANCY	%	REDUCED SUPPLY	%
	11AM	254	167	66%	2,233	680	30%	2,147	32%
	Noon	254	191	75%	2,233	707	32%	2,147	33%
	1PM	254	199	78%	2,233	731	33%	2,147	34%
	6PM	267	189	71%	2,233	951	43%	2,147	44%
	7PM	267	192	72%	2,233	1,031	46%	2,147	48%
	8PM	267	200	75%	2,233	1,080	48%	2,147	50%

Note: excluding the supply of the parking lots that will be converted to development

District 3

The boundaries of this district are 5th street, Elm Avenue, 3rd Street and Alamitos Avenue. Land use within this District is primary residential, similar to the Alamitos Beach study area. There are a total of 499 on-street parking spaces in this District, with another 16 spaces from loading zones. As shown in Table 4.9, the utilization rate is as high as 82 percent on a weekday evening and 94 percent on a Saturday evening. The on-street parking utilization rates are among the highest in downtown. Finding on-street parking stalls can be a challenge for the residents in the evenings.

Off-street parking supply is limited with only 78 stalls within the district. The occupancy rates are among

the lowest in the Downtown study area, ranging from 35 percent to 38 percent during the weekday, and from 15 percent to 33 percent during the weekend.

Table 4.9 – On-Street/Off-Street Parking Occupancy Rate, Downtown Long Beach, District 3

		ON STREET			OFF STREET		
THURSDAY		SUPPLY	OCCUPANCY	%	SUPPLY	OCCUPANCY	%
	7AM	499	386	77%	78	29	37%
	8AM	499	354	71%	78	27	35%
	9AM	499	340	68%	78	30	38%
	4PM	499	357	72%	78	26	33%
	5PM	499	370	74%	78	29	37%
	6PM	515	420	82%	78	30	38%
		ON STREET			OFF STREET		
SATURDAY		SUPPLY	OCCUPANCY	%	SUPPLY	OCCUPANCY	%
	11AM	499	399	80%	78	26	33%
	Noon	499	401	80%	78	24	31%
	1PM	499	399	80%	78	20	26%
	6PM	515	452	88%	78	14	18%
	7PM	515	466	90%	78	12	15%
	8PM	515	483	94%	78	12	15%

District 4

The boundaries of this District are 3rd street, Golden Avenue, Ocean Boulevard and Pacific Avenue. Land use within this district is primarily institutional and commercial. On-street parking is very limited with only 146 stalls and another eight spaces from loading zones. As shown in Table 4.10, the occupancy rates of on-street parking are no more than 74 percent on weekdays and no more than 69 percent on weekends.

There are a total of 1,299 off-street parking stalls within the District excluding reserved stalls. The parking occupancy rates are among the lowest in the Downtown study area, with no more than 45 percent on weekdays and no more than 30 percent on weekends.

Table 4.10 – On-Street/Off-Street Parking Occupancy Rate, Downtown Long Beach, District 4

		ON STREET			OFF STREET		
THURSDAY		SUPPLY	OCCUPANCY	%	SUPPLY*	OCCUPANCY	%
	7AM	146	105	72%	1,299	263	20%
	8AM	146	108	74%	1,299	434	33%
	9AM	146	107	73%	1,299	588	45%
	4PM	146	79	54%	1,299	460	35%
	5PM	146	72	49%	1,299	317	24%
	6PM	154	87	56%	1,299	307	24%

		ON STREET			OFF STREET		
SATURDAY		SUPPLY	OCCUPANCY	%	SUPPLY*	OCCUPANCY	%
	11AM	146	80	55%	1,299	356	27%
	Noon	146	77	53%	1,299	376	29%
	1PM	146	71	49%	1,299	293	23%
	6PM	154	90	58%	1,299	198	15%
	7PM	154	103	67%	1,299	183	14%
	8PM	154	106	69%	1,299	166	13%

Note: Request to survey the California Courthouse parking structure was rejected. Therefore, the data in the table does not include this facility.

District 5

The boundaries of this District are 3rd street, Elm Avenue, Ocean Boulevard and Pacific Avenue. This District has many high rise office buildings, hotels, restaurants, shops and newly developed residential projects. As shown in Table 4.11, on-street parking is limited in this district with only 175 parking stalls, with extra 41 spaces from loading zones. On-street parking occupancy rates range from 48 percent to 62 percent on weekdays, and from 52 percent to 82 percent on weekends. The occupancy rates seem to increase in the evening most likely due to customers of restaurants and bars in this District.

The district has a large amount of off-street parking supply, with 4,336 non-reserved parking stalls. Parking occupancy rates are no higher than 45 percent on weekdays and no higher than 40 percent on weekends. Four parking lots within the district, including the City East Lot, are currently being or will be developed. Therefore, the off-street parking supply will be reduced to 3,849 in the near future. However, as shown in Table 4.11, the parking occupancy rates would remain no more than 50 percent with the reduced parking supply.

Table 4.11 – On-Street/Off-Street Parking Occupancy Rate, Downtown Long Beach, District 5

		ON STREET			OFF STREET EXCLUDING RESERVED STALLS				
THURSDAY		SUPPLY	OCCUPANCY	%	SUPPLY	OCCUPANCY	%	REDUCED SUPPLY*	%
	7AM	175	98	56%	4,336	968	22%	3,849	25%
	8AM	175	91	52%	4,336	1,316	30%	3,849	34%
	9AM	175	84	48%	4,336	1,906	44%	3,849	50%
	4PM	175	92	53%	4,336	1,930	45%	3,849	50%
	5PM	175	99	57%	4,336	1,707	39%	3,849	44%
	6PM	216	134	62%	4,336	1,355	31%	3,849	35%
		ON STREET			OFF STREET EXCLUDING RESERVED STALLS				
SATURDAY		SUPPLY	OCCUPANCY	%	SUPPLY	OCCUPANCY	%	REDUCED SUPPLY	%
	11AM	175	99	57%	4,336	1,242	29%	3,849	32%
	Noon	175	109	62%	4,336	1,258	29%	3,849	33%
	1PM	175	91	52%	4,336	1,247	29%	3,849	32%
	6PM	216	159	74%	4,336	1,613	37%	3,849	42%
	7PM	216	177	82%	4,336	1,708	39%	3,849	44%
	8PM	216	174	81%	4,336	1,703	39%	3,849	44%

Note: excluding the supply of the parking lots that will be converted to development

District 6

The boundaries of this District are 3rd street, Elm Avenue, Ocean Boulevard and Alamitos Avenue. Land use within this District is a mix of residential and commercial. There are a total of 663 on-street parking spaces in this district, with another 34 spaces from loading zones. As shown in Table 4.12, the utilization rate is as high as 86 percent during Thursday evenings and 94 percent during Saturday evenings. The on-street parking occupancy rates are among the highest in the Downtown study area. Finding on-street parking stalls can be a challenge for the residents in the evenings.

The district also has a supply of 904 off-street parking stalls. The occupancy rates range from 44 percent to 47 percent during the weekdays, and from 43 percent to 59 percent during the weekend. The off-street parking utilization is the highest among all the Districts in the Downtown study area.

Table 4.12 – On-Street/Off-Street Parking Occupancy Rate, Downtown Long Beach, District 6

		ON STREET			OFF STREET		
THURSDAY		SUPPLY	OCCUPANCY	%	SUPPLY	OCCUPANCY	%
	7AM	663	486	73%	904	414	46%
	8AM	663	462	70%	904	397	44%
	9AM	663	480	72%	904	409	45%
	4PM	663	494	75%	904	405	45%
	5PM	663	545	82%	904	399	44%
	6PM	697	600	86%	904	426	47%

		ON STREET			OFF STREET		
SATURDAY		SUPPLY	OCCUPANCY	%	SUPPLY	OCCUPANCY	%
	11AM	663	521	79%	904	509	56%
	Noon	663	559	84%	904	531	59%
	1PM	663	559	84%	904	531	59%
	6PM	697	609	87%	904	395	44%
	7PM	697	634	91%	904	386	43%
	8PM	697	655	94%	904	408	45%

District 7

The boundaries of this District are Ocean Boulevard, Golden Shore, Seaside Way, Ocean Boulevard and Alamitos Avenue. Land use within this District includes high-rise office buildings and condominium. The south side of Oceanside Boulevard provides 164 on-street parking spaces, with another 28 stalls from loading zones. As shown in Table 4.13, on-street parking occupancy rates range from 43 percent to 60 percent on weekdays, and from 49 percent to 71 percent on weekends.

The District currently has a supply of 2,096 off-street parking stalls. The occupancy rates range from 19 percent to 50 percent during the weekdays, and from 25 percent to 52 percent during the weekend. The East Ocean parking lot within the district will be developed in the near future and the off-street parking supply of this district will decrease to 1,871 spaces. The highest occupancy rates would increase to 56 percent and 58 percent on weekdays and weekend, respectively.

Table 4.13 – On-Street/Off-Street Parking Occupancy Rate, Downtown Long Beach, District 7

		ON STREET			OFF STREET EXCLUDING RESERVED STALLS				
THURSDAY		SUPPLY	OCCUPANCY	%	SUPPLY	OCCUPANCY	%	REDUCED SUPPLY*	%
	7AM	164	91	55%	2,096	394	19%	1,871	21%
	8AM	164	98	60%	2,096	818	39%	1,871	44%
	9AM	164	94	57%	2,096	1,039	50%	1,871	56%
	4PM	164	77	47%	2,096	707	34%	1,871	38%
	5PM	164	70	43%	2,096	487	23%	1,871	26%
	6PM	192	94	49%	2,096	284	14%	1,871	15%
		ON STREET			OFF STREET EXCLUDING RESERVED STALLS				
SATURDAY		SUPPLY	OCCUPANCY	%	SUPPLY	OCCUPANCY	%	REDUCED SUPPLY	%
	11AM	164	89	54%	2,096	829	40%	1,871	44%
	Noon	164	81	49%	2,096	1,057	50%	1,871	56%
	1PM	164	102	62%	2,096	1,086	52%	1,871	58%
	6PM	192	118	61%	2,096	836	40%	1,871	45%
	7PM	192	136	71%	2,096	667	32%	1,871	36%
	8PM	192	126	66%	2,096	525	25%	1,871	28%

Note: excluding the supply of the parking lots that will be converted to development

4.1.6 Parking Demand Analysis Summary

In Downtown Long Beach, off-street parking facilities comprise the majority of public parking resources. However, the parking demand surveys reveal that the on-street parking is often in high demand in Downtown while off-street parking is considerably less utilized. Based on the data collected, the aggregate supply of parking in the Downtown area exceeds current demand. That is, while on-street parking appears to be highly occupied, low occupancy rates for off-street parking highlight an underutilization of available spaces.

At the District level within the Downtown study area, District 1 and District 3, both of which are primarily residential, have relatively higher on-street parking occupancy rates. Finding on-street parking can be challenging for local residents in these areas.

4.2 ALAMITOS BEACH

4.2.1 Parking Supply

Within Alamitos Beach, there are more than 5,000 on-street parking spaces within the study area and 233 off-street parking spaces available to the general public.

Figure 4.17 and 4.18 shows the parking inventory for Alamitos Beach study area. Table 4.14 summarizes the available parking supply for Alamitos Beach study areas by the type of parking space. In the City of Long Beach, yellow curbs, otherwise known as loading zones, function as regular parking spaces from the hours of 6:00 PM to 7:00 AM, Monday to Saturday and all day on Sundays. Therefore, in the following table, the parking supply with and without loading zone parking spaces are listed separately.

The block-by-block parking supply for Alamitos Beach is provided in Appendix D.

Table 4.14 – Existing Parking Inventory by Type, Alamitos Beach

Study Area	On/Off Street	Parking Space Type							Total w/o Loading Zone
		Standard	ADA	Reserved	Loading Zone	Metered	Time Limited	Total	
Alamitos Beach	ON STREET	4,732	97	0	44	0	231	5,104	5,060
	OFF STREET	159	9	11	0	0	54	233	233

FIGURE 4.17- EXISTING PARKING INVENTORY IN THE ALAMITOS BEACH STUDY AREA (ON-STREET)

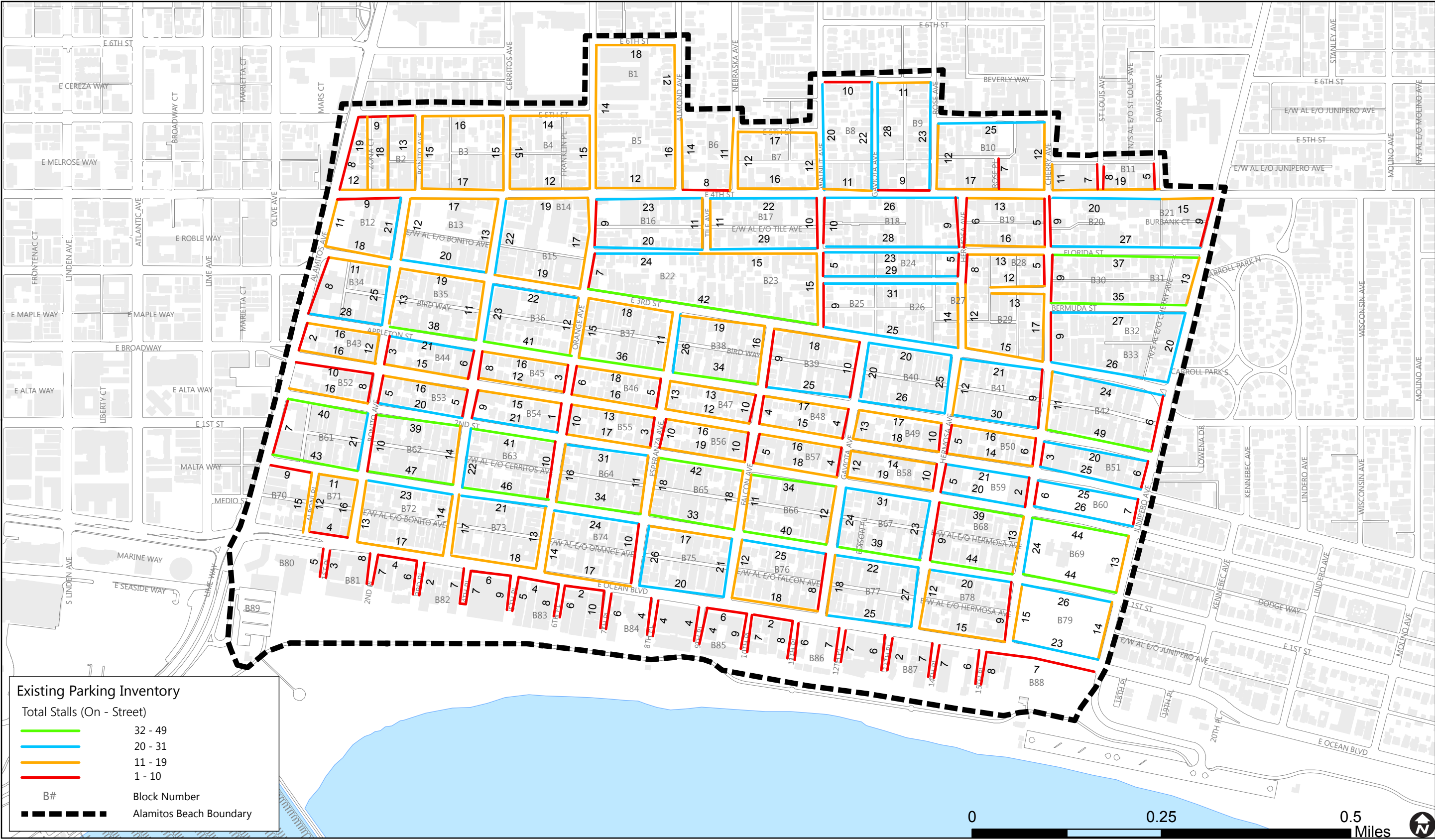
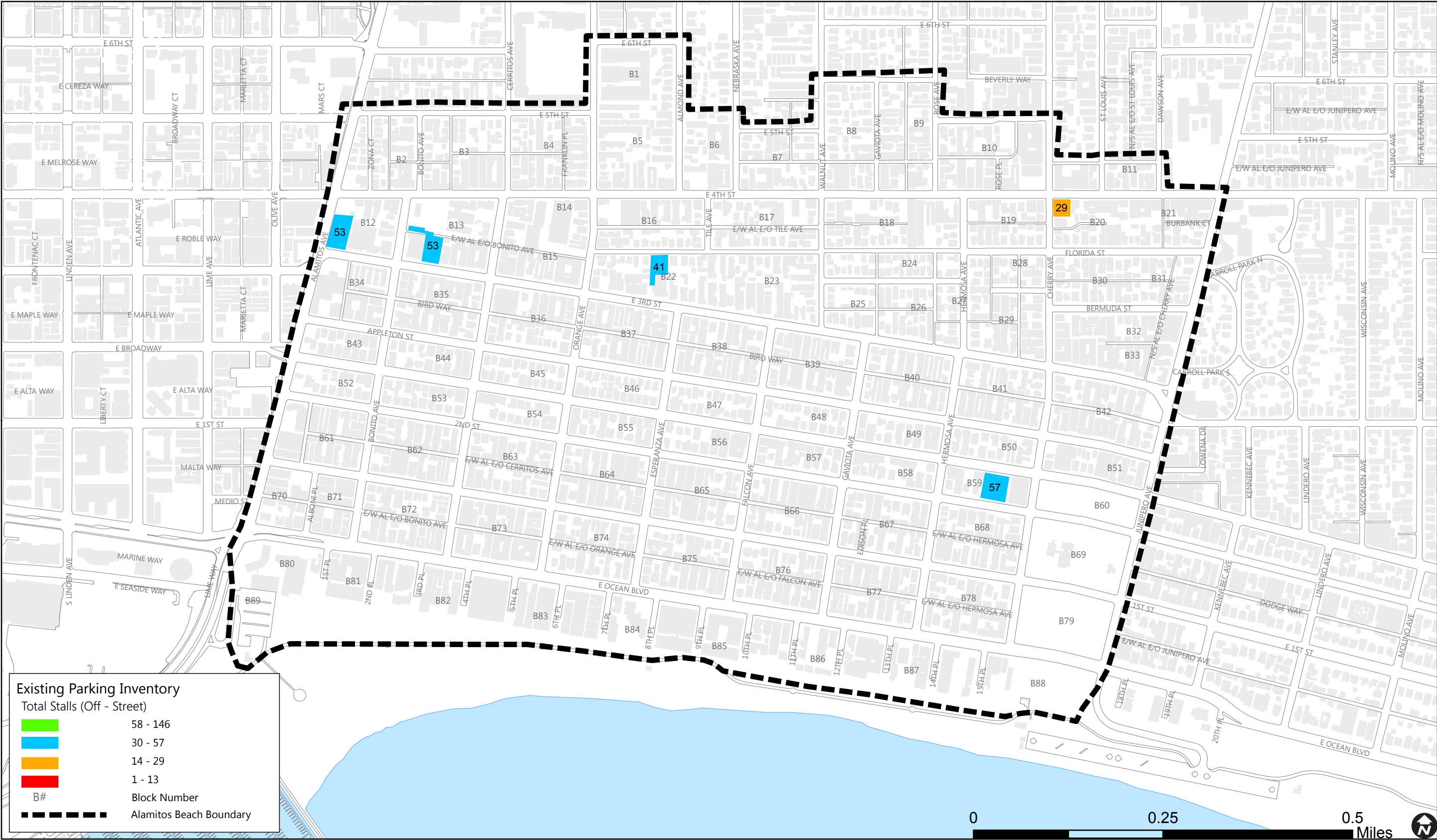


FIGURE 4.18- EXISTING PARKING INVENTORY IN THE ALAMITOS BEACH STUDY AREA (OFF-STREET)



4.2.2 Parking Occupancy

Parking lots open to the public, and on-street parking areas in Alamitos Beach were surveyed on a weekday and weekend to determine the parking occupancy and utilization. Parking occupancy counts were conducted manually on a typical weekday from 7:00 AM to 10:00 AM and 4:00 PM to 7:00 PM and on a typical weekend from 11:00 AM to 2:00 PM and 6:00 PM to 9:00 PM. Technicians from data collection firm, AimTD, documented the number of occupied parking spaces every hour. This data was tracked block-by-block using parking inventory maps for proper identification and documentation were provided by KOA. These parking surveys were used to determine the existing parking occupancy of each street segments for both on-street and off-street parking areas within the Alamitos Beach area.

Manual parking surveys were conducted in Alamitos Beach on the following dates:

- On-street, Thursday, October 5, 2017
- On-Street, Saturday, October 7, 2017
- Off-street, Thursday, November 2, 2017
- Off-street, Saturday, November 4, 2017

After the parking demand surveys were conducted, tabulated occupancy data by block were compiled and provided to KOA. KOA staff then inputted the data into the GIS database and calculated the occupancy rate for each hour during the survey time periods. Then for each of the four surveying time periods (Thursday AM, Thursday PM, Saturday AM and Saturday PM), the hour with the highest overall parking occupancy rate was determined.

On-Street Parking Occupancy

Table 4.6 summarizes the existing on-street parking occupancy during the typical Thursday and Saturday peak hours. As shown in the table, on Thursday, almost all the parking spaces are occupied by 6PM. At 7AM the parking occupancy is 84 percent full and then starts to decline over the next few hours. On Saturday, all the parking spaces are occupied by 6PM. During the midday time period, the parking occupancy is near 100 percent full as well. For a typical weekday like Thursday, the on-street parking occupancy rates start to decline from 7AM to 9AM during the AM time period. This is because residents begin to leave for work/school. In the PM period, the on-street parking demand increases as the evening approaches as the residents return home from work/school. For the weekend, the parking demand remains constant during the midday time period at a near capacity level. This is likely caused by the parking demand of residents staying at home or not using their cars during the midday hours along with parking demand from the businesses in the area. In the evening time period, all the parking spaces are occupied by 6PM as most residents return home and additional parking demand from businesses increases.

Table 4.15 – On-Street Parking Occupancy Rate, Alamitos Beach

THURSDAY		SUPPLY	SUPPLY w/ LOADING	%
	TOTAL	5,060	5,104	100%
		Occupancy		%
	7AM	4,240		84%
	8AM	3,694		73%
	9AM	3,366		67%
	4PM	4,110		81%
	5PM	4,562		90%
	6PM	4,931		97%

SATURDAY		SUPPLY	SUPPLY w/ LOADING	%
	TOTAL	5,060	5,104	100%
		Occupancy		%
	11AM	4,855		96%
	Noon	4,807		95%
	1PM	4,814		95%
	6PM	5,161		100%
	7PM	5,182		100%
	8PM	5,260		100%

Off-Street Parking Occupancy

Table 4.16 summarizes the existing off-street parking occupancy during the typical Thursday and Saturday peak hours. As shown in the table, the weekday off-street parking occupancy is between 19 percent and 35 percent. Off-street parking occupancy during the weekend is between 46 percent and 66 percent. For a typical weekday like Thursday, the off-street parking occupancy rates start to decline from 7AM to 9AM during the AM time period. This is because residents start to leave for work/school. In the PM period, the on-street parking demand increases as the evening approaches and the residents return home from work/school and visitors begin to arrive to visit local businesses. For the weekend, the parking demand remains constant during the midday time period at about half capacity level. In the evening time period, parking demand remains similar to the midday time periods at about half capacity levels. The parking demand during the weekend midday and evening hours varies slightly between 46 percent and 66 percent due to the constant turnover of vehicles visiting the businesses and other local destinations for a short period of time, causing parking demand to remain constant for the most part.

Table 4.16 – Off-Street Parking Occupancy Rate, Alamitos Beach

THURSDAY		SUPPLY	%
	TOTAL	233	100%
		Occupancy	%
	7AM	82	35%
	8AM	70	30%
	9AM	73	31%
	4PM	45	19%
	5PM	54	23%
	6PM	63	27%

SATURDAY		SUPPLY	%
	TOTAL	233	100%
		Occupancy	%
	11AM	154	66%
	Noon	136	58%
	1PM	107	46%
	6PM	129	55%
	7PM	136	58%
	8PM	143	61%

Occupancy by block

Figures 4.19 to 4.22 show the block by block parking occupancy in the Alamitos Beach study area during the four surveying time periods. On-street and off-street parking occupancy rates are shown on the same map. For each survey time period, the occupancy rates for the hour with the highest overall parking demand were demonstrated in the map. Four different colors represent the ranges of occupancy rate, from low to high as follows:

- Green: from 0 percent to 50 percent
- Blue: from 51 percent to 65 percent
- Orange: from 66 percent to 85 percent
- Red: from 86 percent to 100 percent

Figure 4.19 demonstrates the block by block parking occupancy in the Alamitos Beach study area during the weekday AM peak hour. As shown in the figure, the on-street parking occupancy is generally more than 65 percent and the off-street parking occupancy is below 50 percent. The overall peak hour for the on-street and off-street parking during the weekday AM time period is from 7AM to 8AM with an occupancy rate of 82 percent.

Figure 4.20 demonstrate the block by block parking occupancy in the Alamitos Beach study area during the weekday PM peak hour. As shown in the figure, the on-street parking occupancy is mostly more than 85 percent and the off-street parking occupancy is mostly below 50 percent. The overall peak hour for the on-street and off-street parking during the weekday PM time period is from 6PM to 7PM with an occupancy rate of 94 percent.

Figure 4.21 demonstrates the block by block parking occupancy in the Alamitos Beach study area during the weekend midday peak hour. As shown in the figure, the on-street parking occupancy is mostly more than 85 percent and the off-street parking occupancy is mostly below 65 percent. The overall peak hour for the on-street and off-street parking during the weekend midday time period is from 11AM to noon with an occupancy rate of 95 percent.

Figure 4.22 demonstrates the block by block parking occupancy in the Alamitos Beach study area during the weekend evening peak hour. As shown in the figure, the on-street parking occupancy is mostly more than 85 percent and the off-street parking occupancy is mostly below 85 percent. The overall peak hour for the on-street and off-street parking during the weekend evening time period is from 6PM to 7PM with an occupancy rate of 101 percent. The occupancy rate is over 100 percent due to the permitted parking at residential driveway approaches and illegal parking on the street.

The block by block parking occupancy rates for Alamitos Beach is provided in Appendix E.

FIGURE 4.19 - ALAMITOS BEACH PARKING OCCUPANCY, WEEKDAY AM

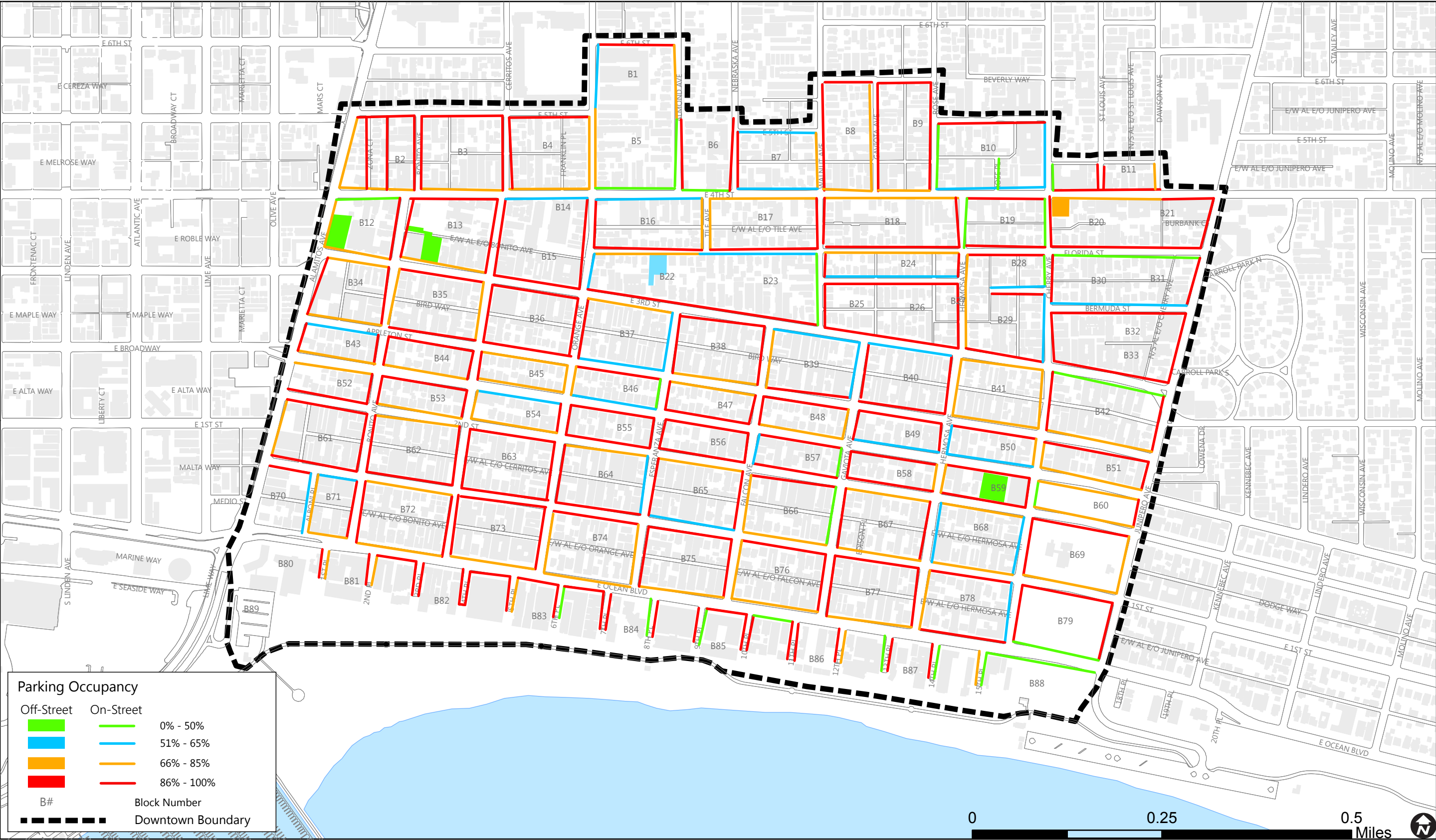


FIGURE 4.20 - ALAMITOS BEACH PARKING OCCUPANCY, WEEKDAY PM

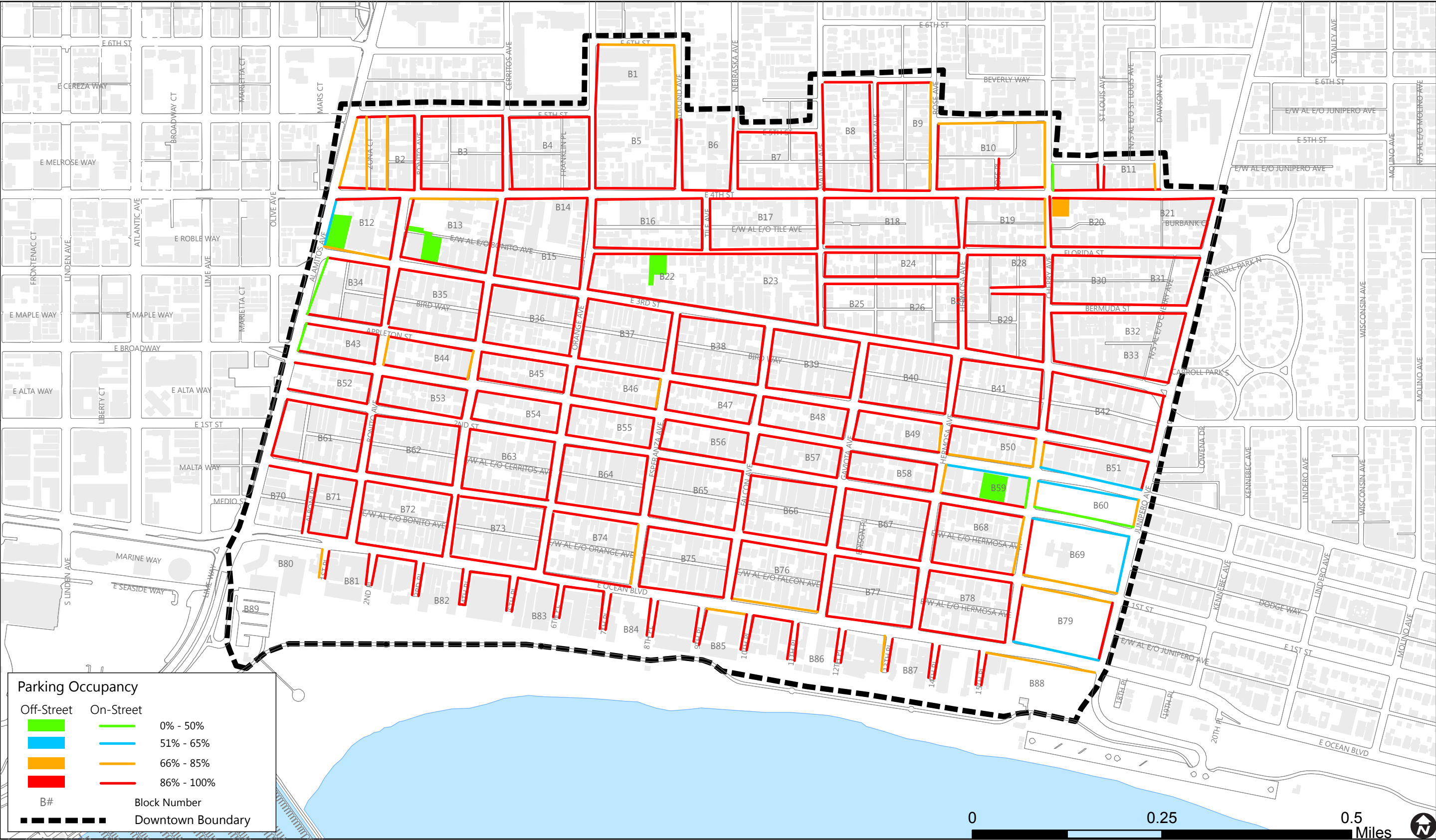


FIGURE 4.21- ALAMITOS BEACH PARKING OCCUPANCY, WEEKEND MIDDAY

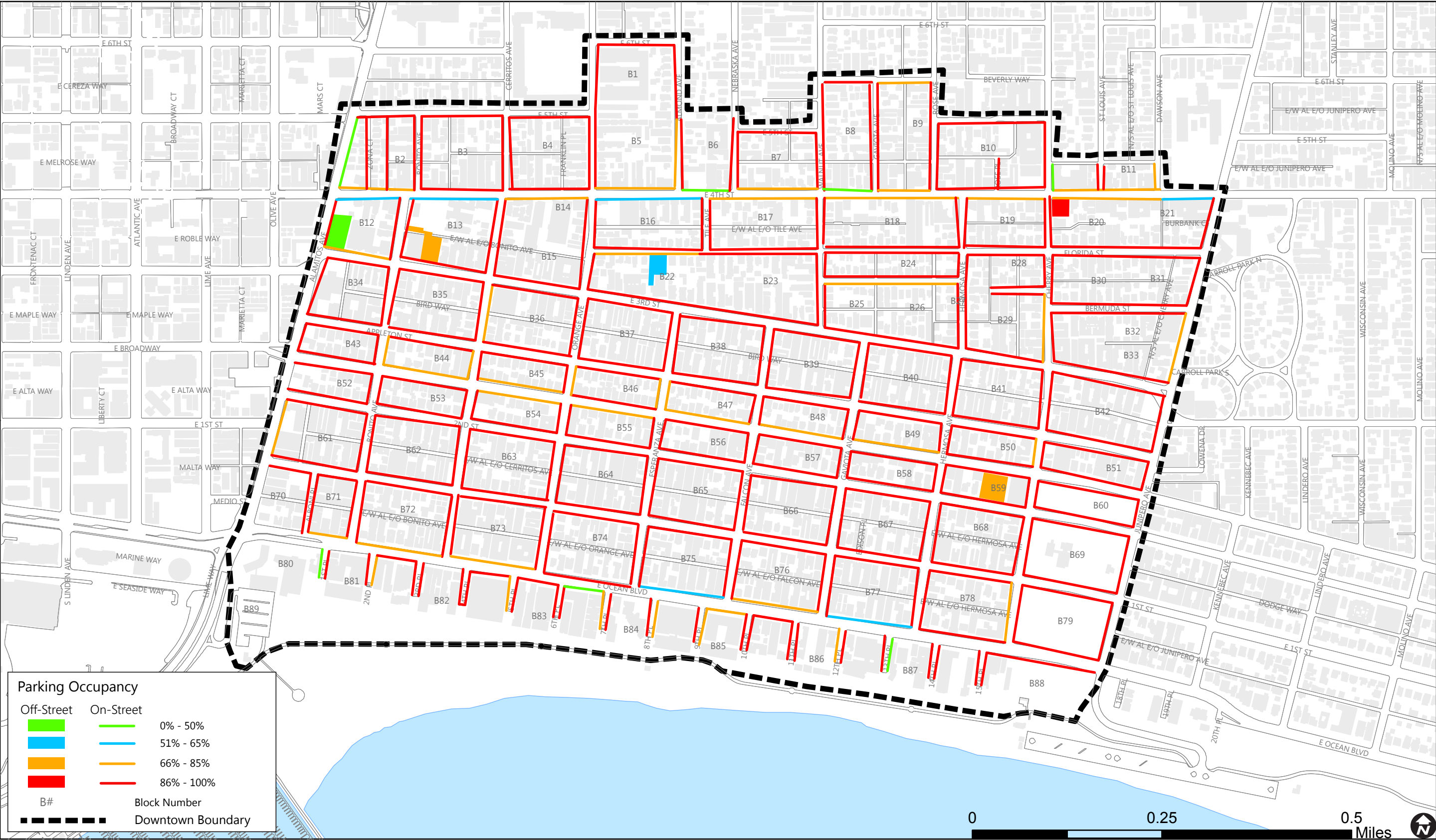
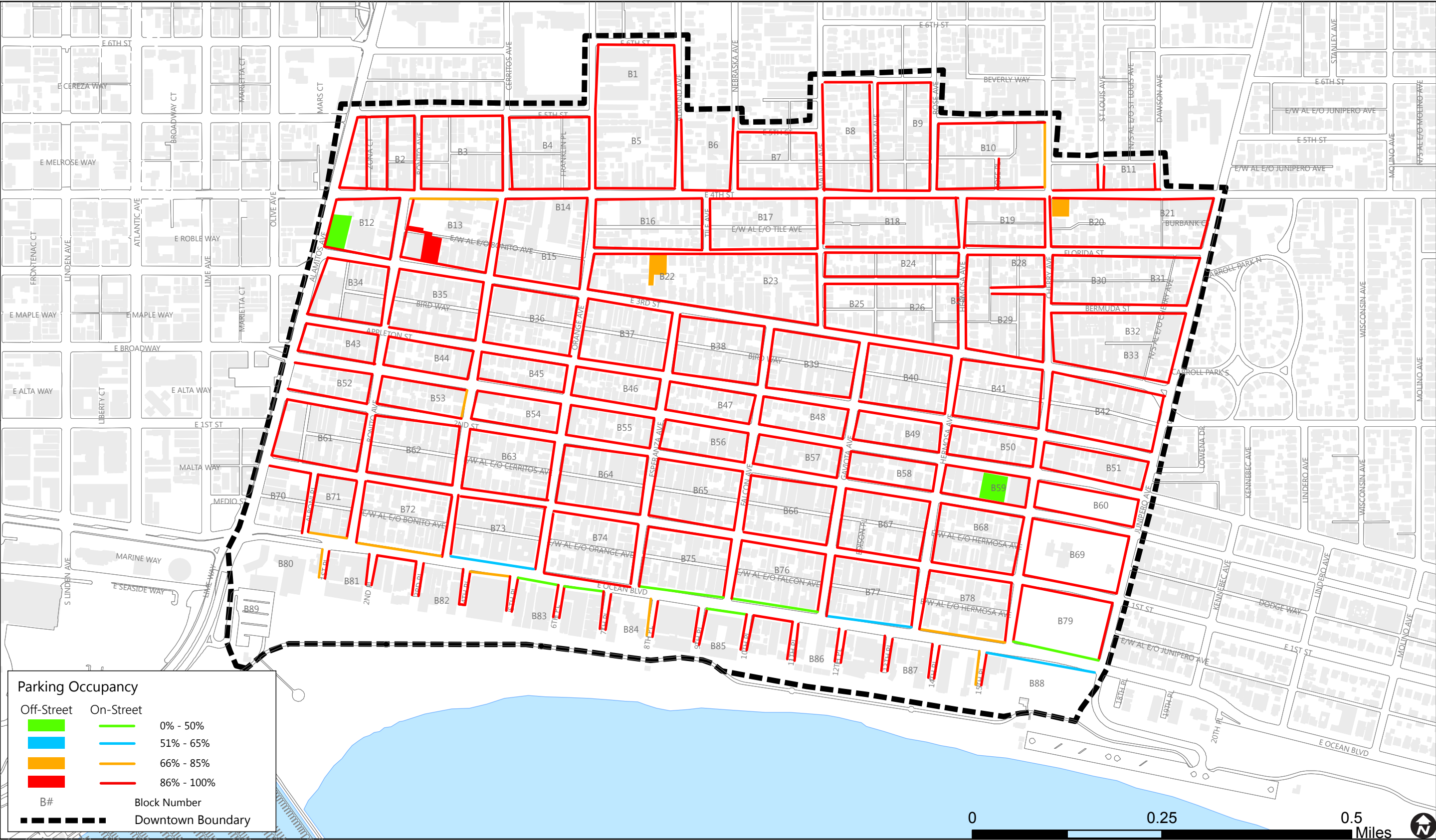


FIGURE 4.22 - ALAMITOS BEACH PARKING OCCUPANCY, WEEKEND PM



4.2.3 Parking Turnover and Average Duration

Turnover surveys were conducted for a sample set of blocks in Alamitos Beach. The purpose of the turnover surveys was to obtain a snapshot of how many vehicles use the same parking space during a specific time period. Higher turnover rates means the parking space is used by many vehicles in the specified time period and therefore demonstrate shorter stays at the destinations in the area. Lower turnover rates signify that the parking space is used by few vehicles during the specified time period and therefore demonstrates longer stays at the destinations in the area. The turnover rates are shown as vehicles per space.

Average parking duration was also identified for the same time periods as the turnover rates. The average parking duration shows how long vehicles are parked in the same space during the survey time periods. The average duration is shown as average hours per vehicle.

The turnover rates for selected blocks in Alamitos Beach are summarized in the Figure 4.23. As shown in the graph, the turnover rates are higher in the PM and evening time period than the AM and midday time period, on both Thursday and Saturday.

Figure 4.24 through 4.27 shows the locations and turnover rates for the study locations in the Alamitos Beach study area. Figures 4.28 through 4.31 shows the locations and average duration for the study locations in the Alamitos Beach study area.

The detailed turnover and average duration data for Alamitos Beach is provided in Appendix F.

FIGURE 4.23 – ON-STREET PARKING TURNOVER RATE, ALAMITOS BEACH

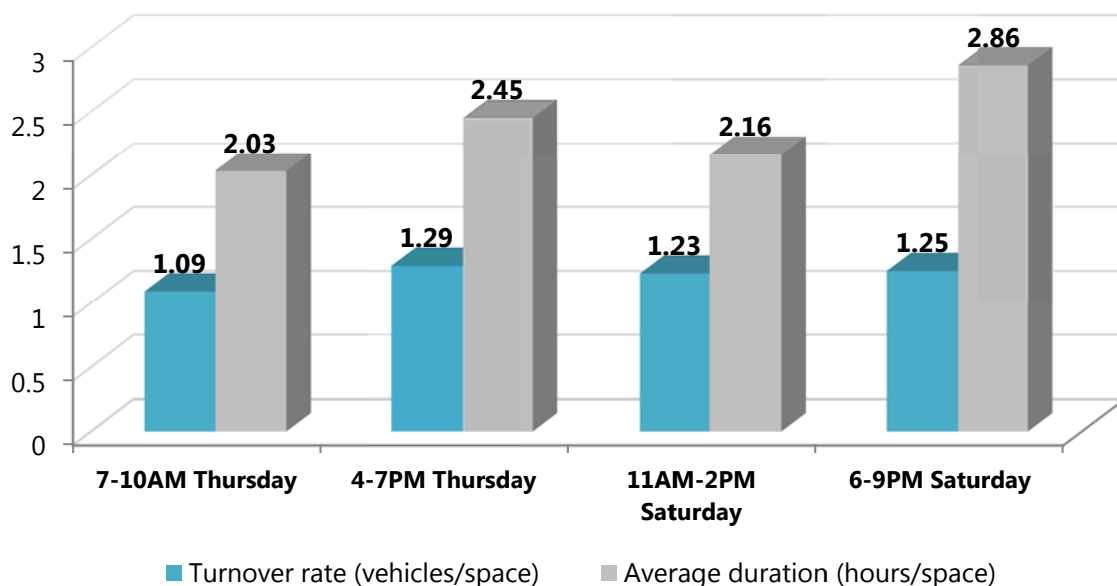


FIGURE 4.24 - ALAMITOS BEACH PARKING TURNOVER, WEEKDAY AM

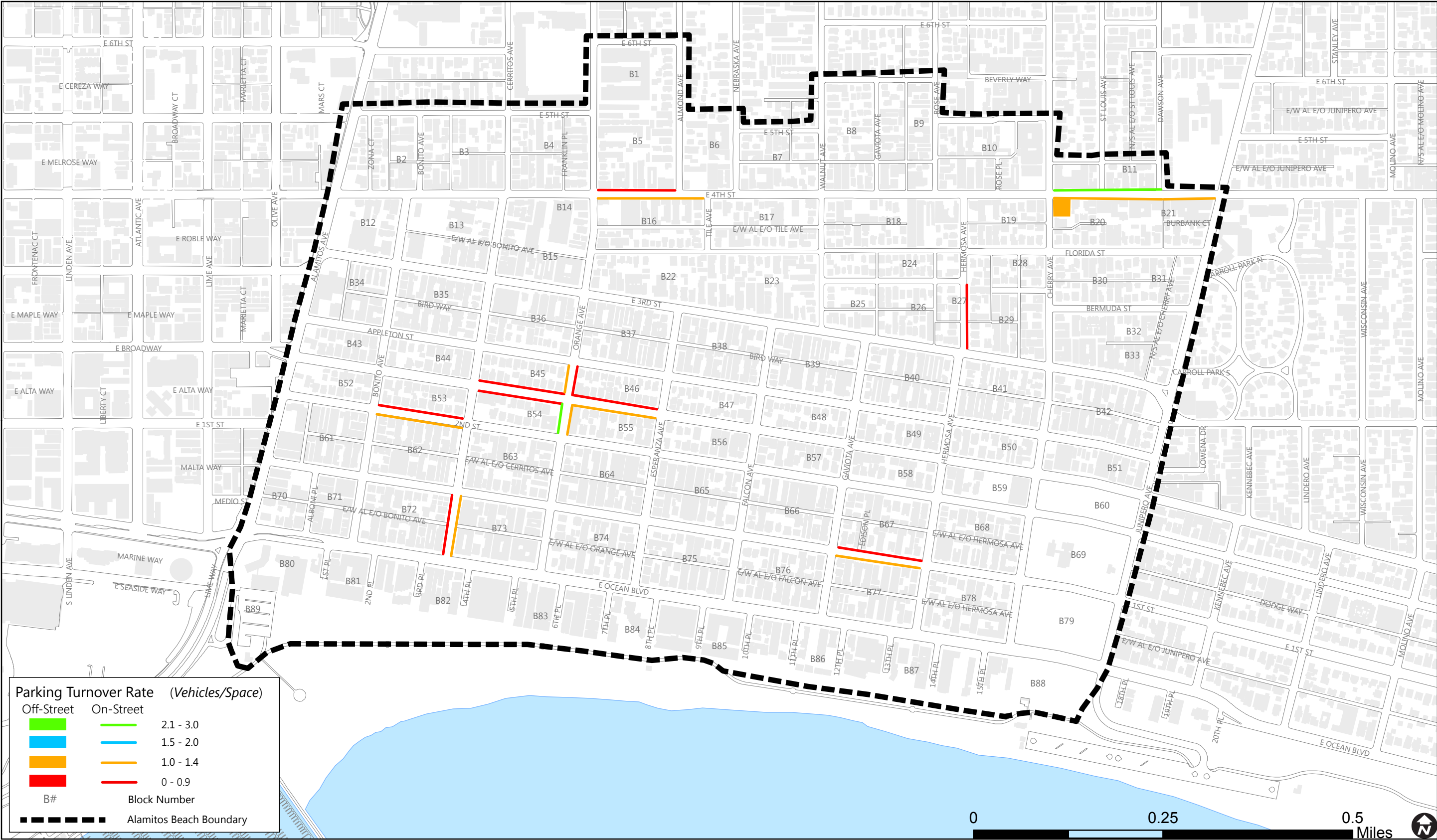


FIGURE 4.25 - ALAMITOS BEACH PARKING TURNOVER, WEEKDAY PM

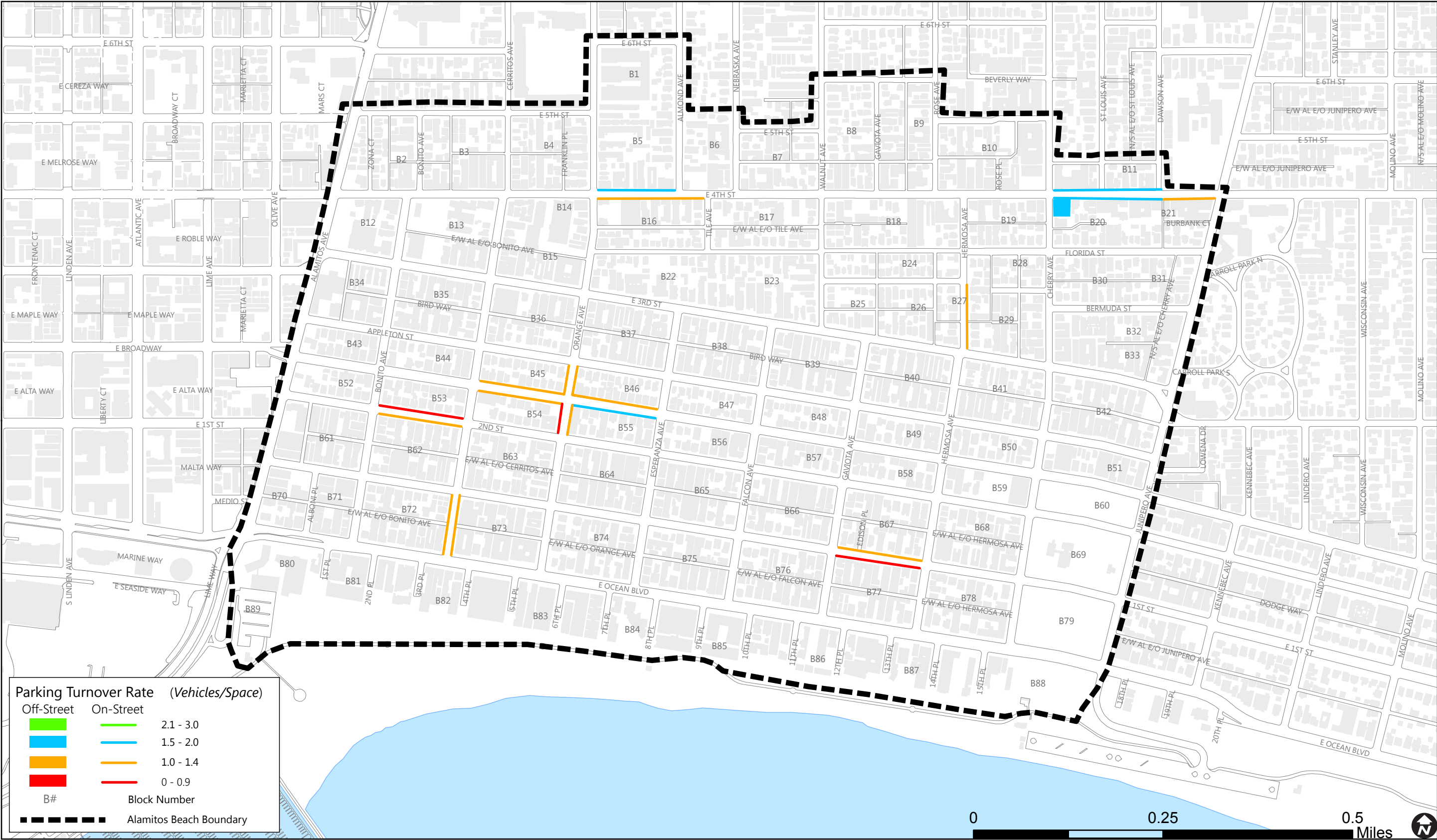


FIGURE 4.26- ALAMITOS BEACH PARKING TURNOVER, WEEKEND MIDDAY

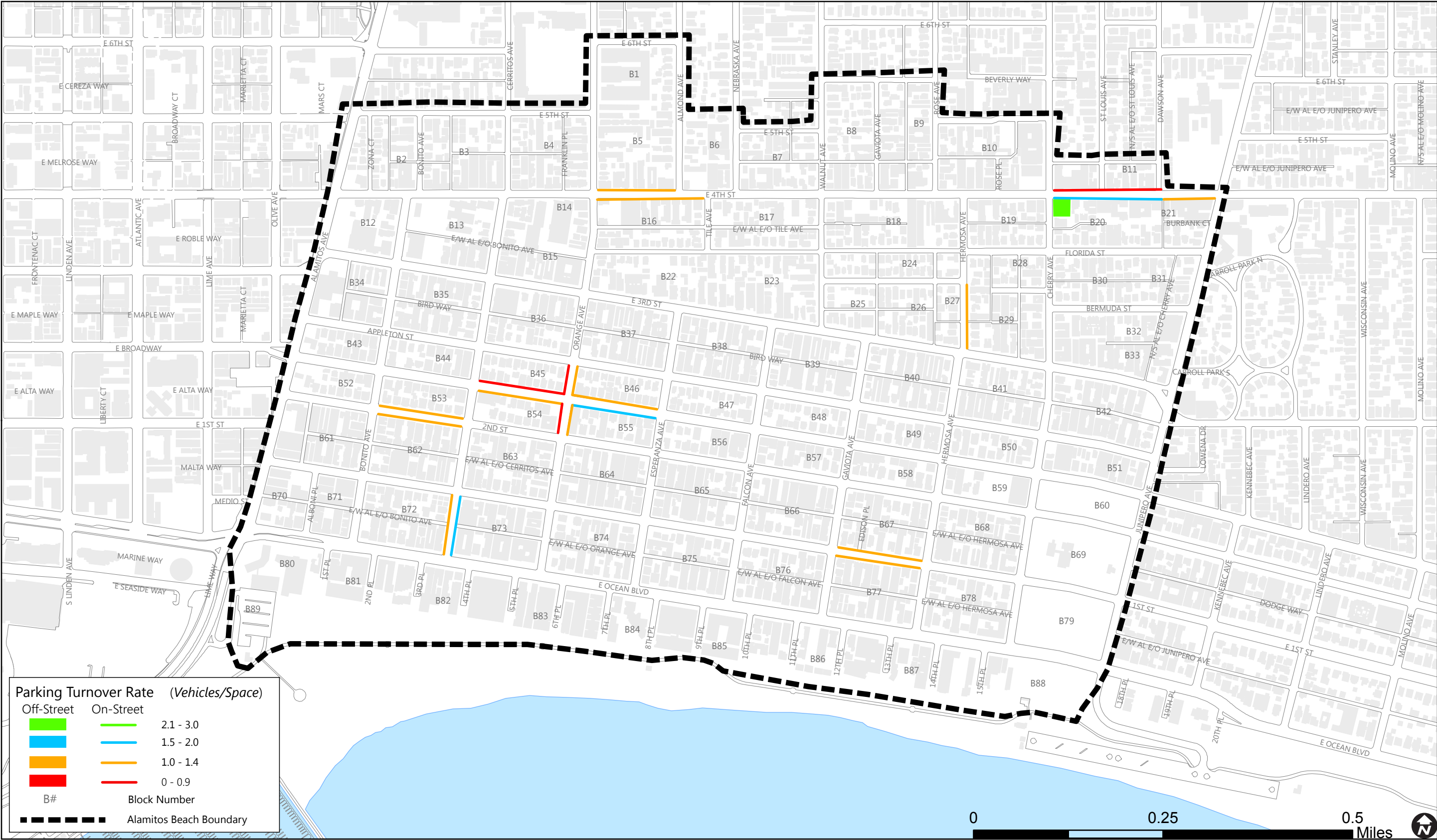


FIGURE 4.27 - ALAMITOS BEACH PARKING TURNOVER, WEEKEND PM

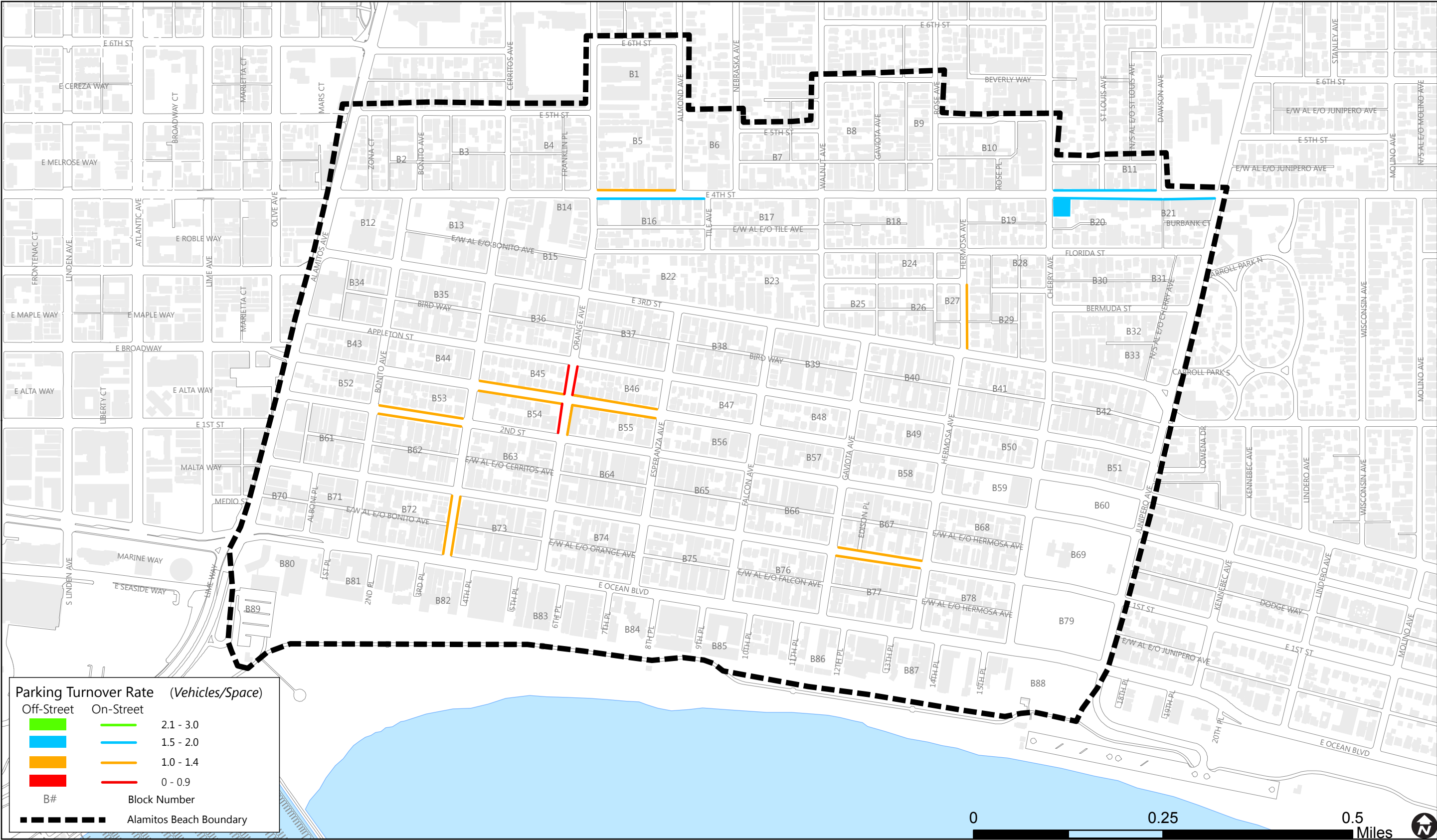


FIGURE 4.28 - ALAMITOS BEACH PARKING DURATION, WEEKDAY AM

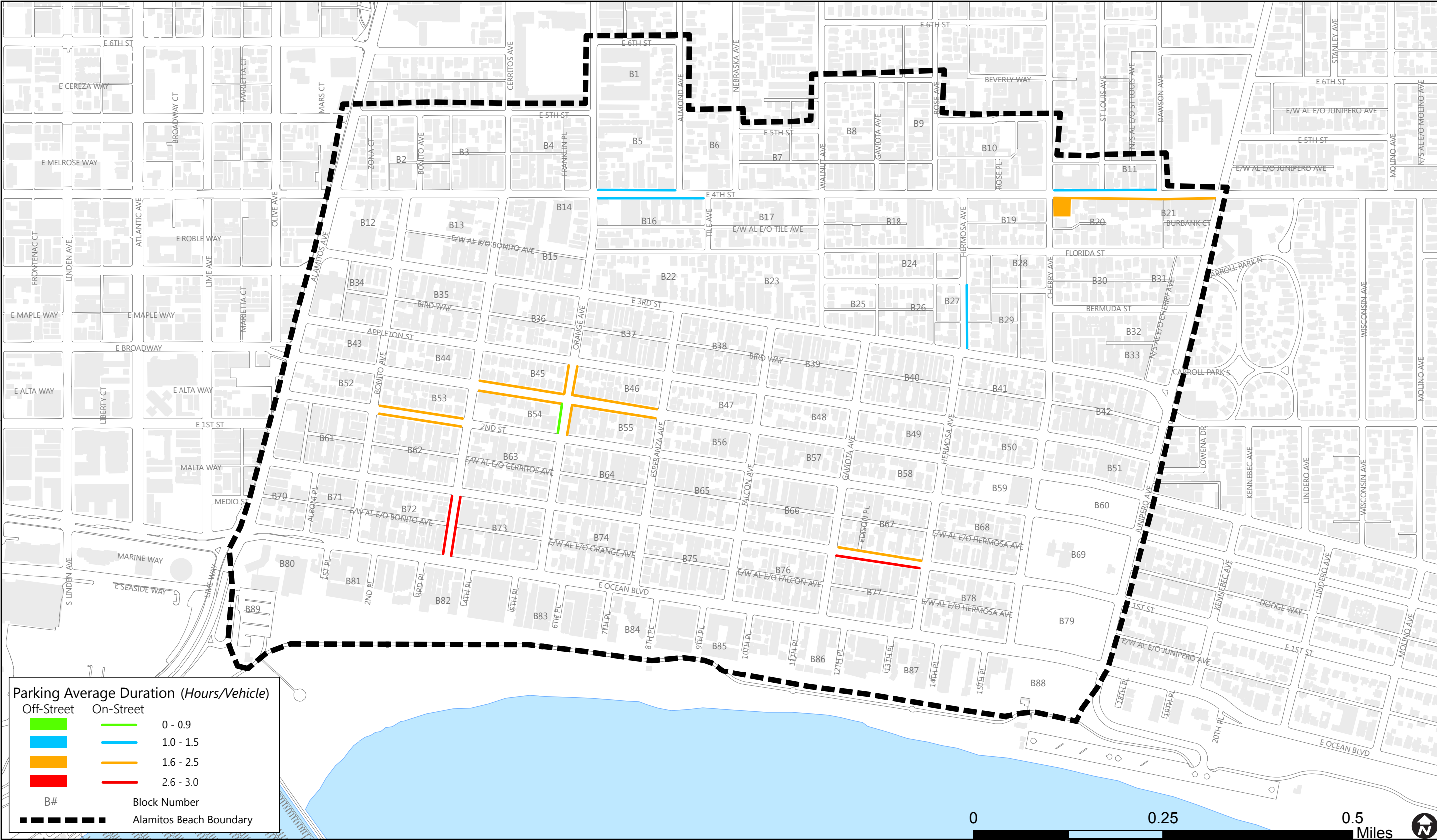


FIGURE 4.29 - ALAMITOS BEACH PARKING DURATION, WEEKDAY PM

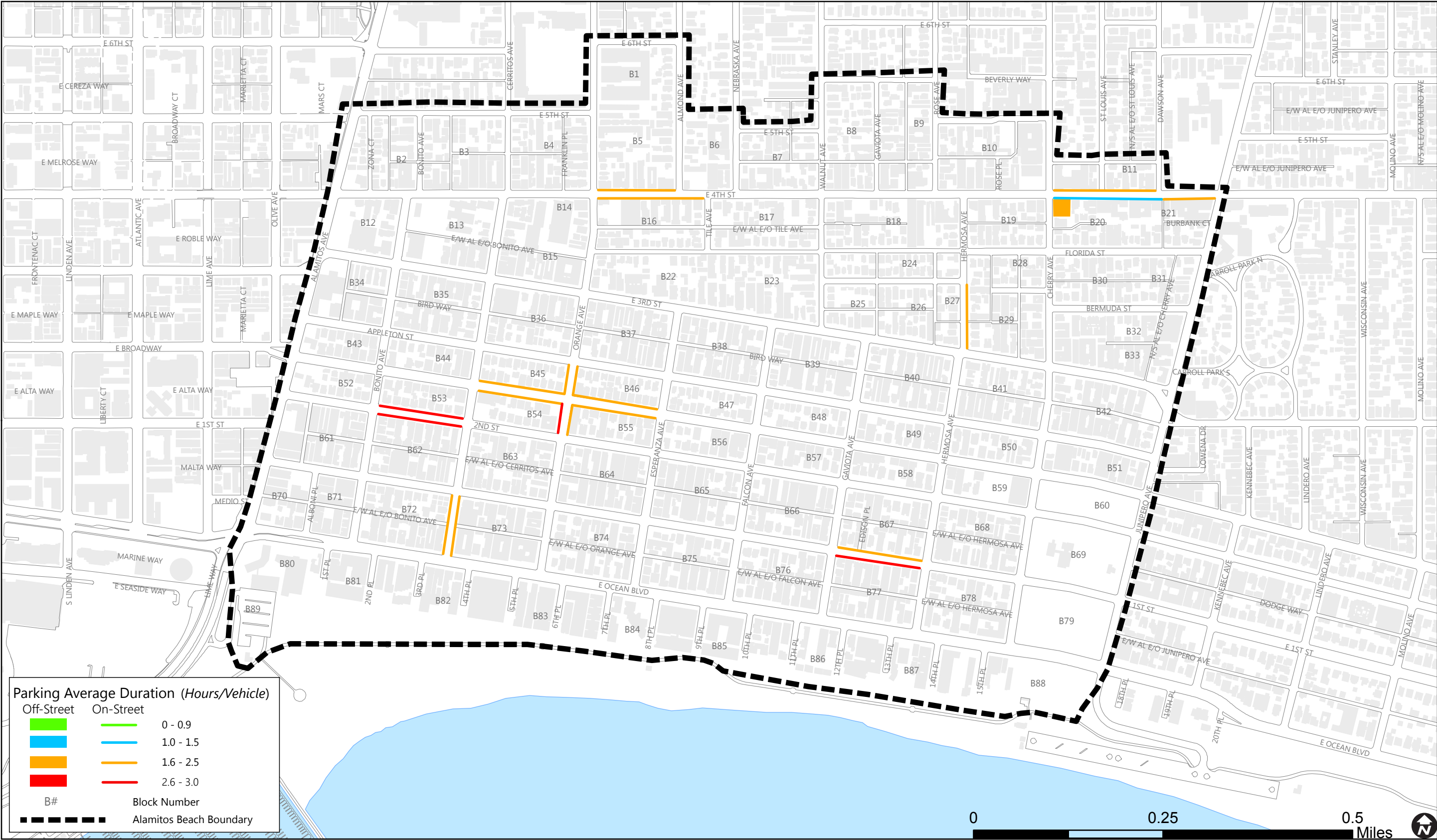


FIGURE 4.30 - ALAMITOS BEACH PARKING DURATION, WEEKEND MIDDAY

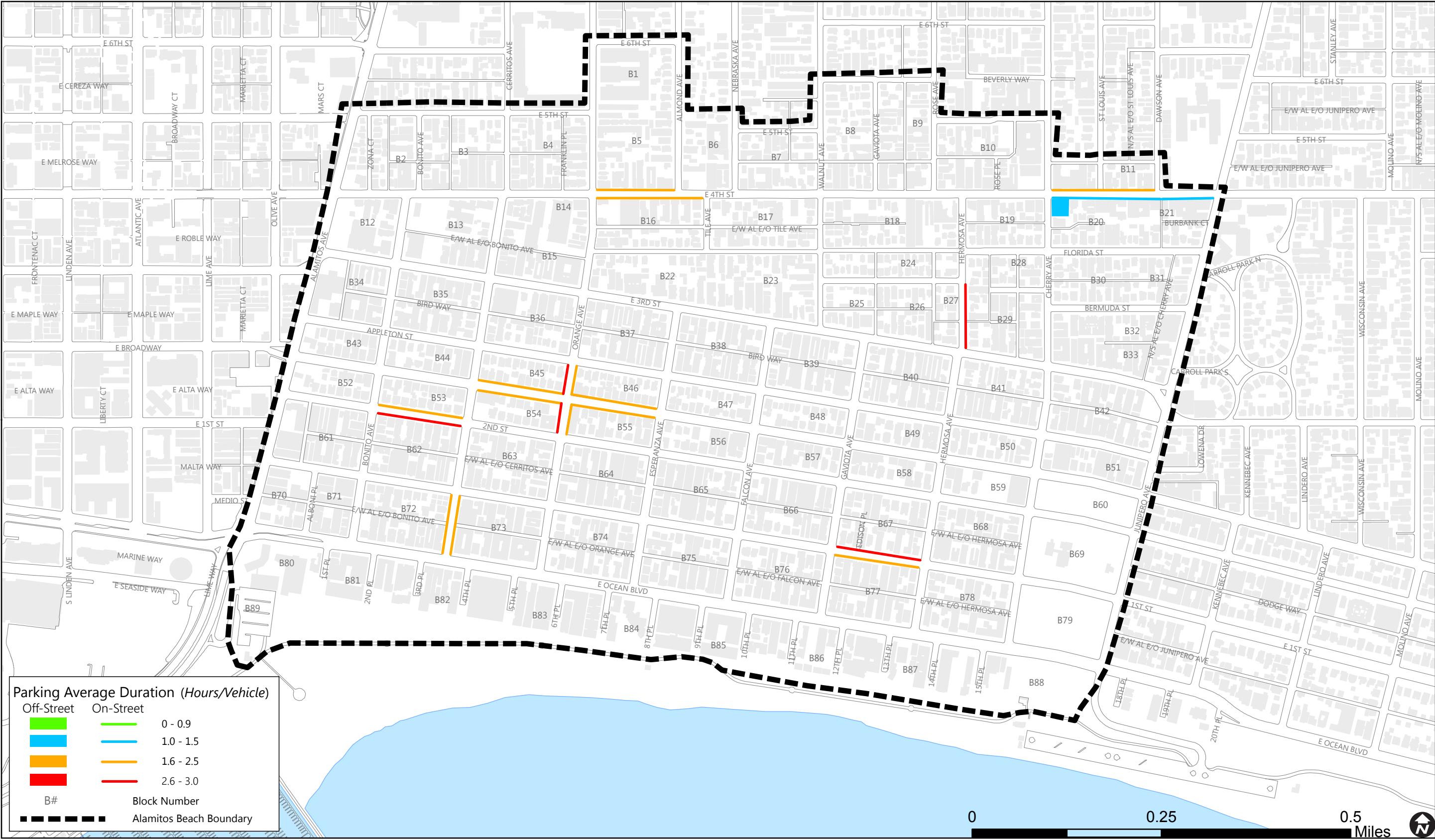
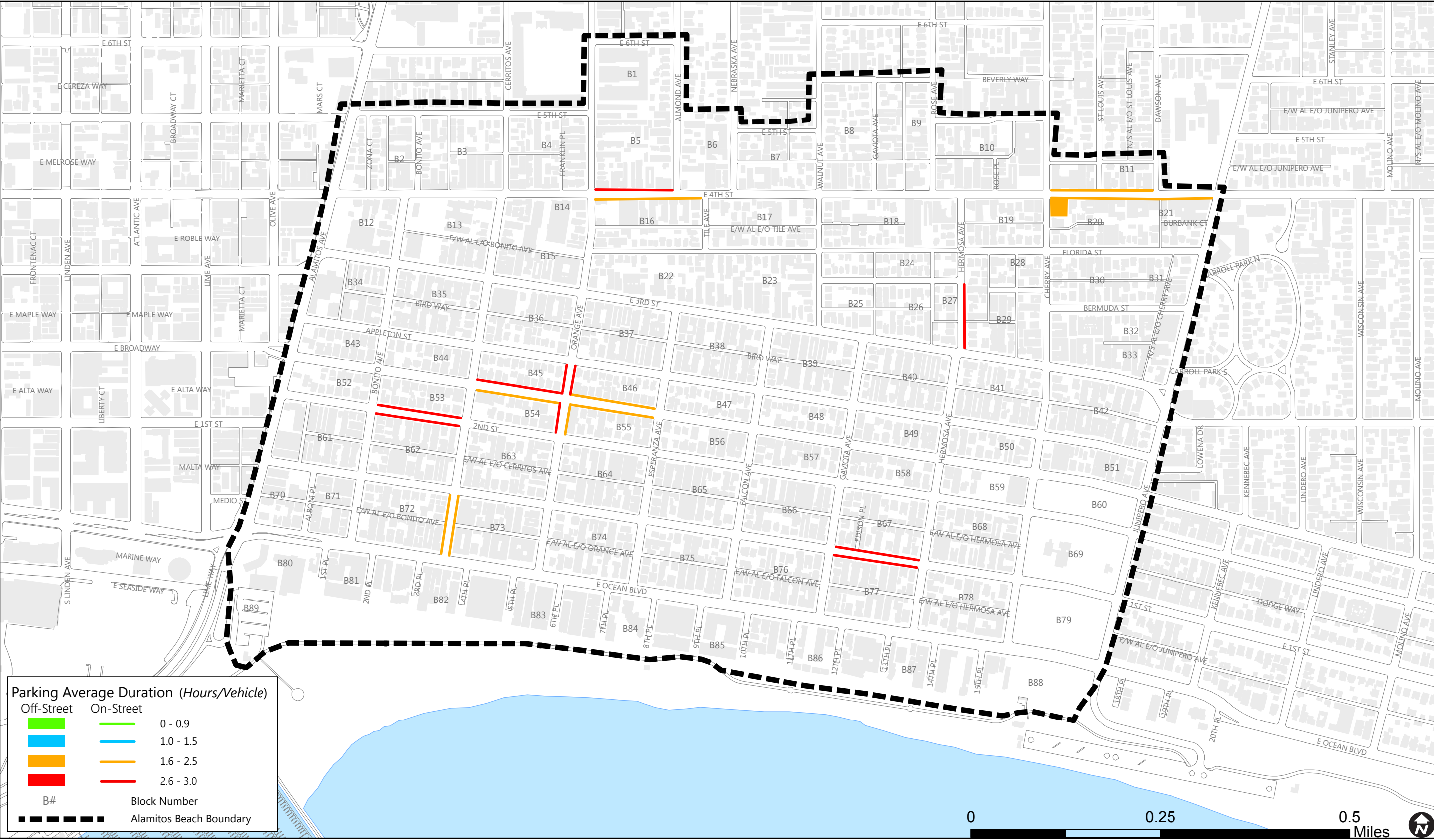


FIGURE 4.31 - ALAMITOS BEACH PARKING DURATION, WEEKEND PM



4.2.4 Parking Demand Analysis

On-street parking is the primary public parking supply for Alamitos Beach as off-street public parking opportunities are limited. The neighborhood has become a parking impacted area because the existing housing stock was developed at a time when the provision of parking was not required (pre-1950s) and when the neighborhood was still primarily served by public transit. There has been fairly limited new development or redevelopment of properties within Alamitos Beach, resulting in a stagnation of off-street parking supply. As a result, as vehicle ownership rates have increased over time, demand for on-street parking has increased. As confirmed by the parking demand surveys, there is high demand for on-street parking in Alamitos Beach. While off-street public parking spaces are limited, the supply remains less utilized than on-street parking, most likely due to the cost associated with parking in an available off-street lot.

Based on several research studies conducted in last few years, including the work done by Distinguished Research Professor in the Department of Urban Planning at UCLA, Donald Shoup, a significant body of evidence has been found to show that the theory of induced demand also applies to vehicle ownership and to parking demand. Taking the current situation of Alamitos Beach as an example, the vehicle ownership rate is about 1.1 vehicles per housing unit, which is significantly lower than the City-wide average of 1.69 cars per household. If parking spaces were more readily available, the vehicle ownership rate would likely have been higher.

The parking demand surveys confirmed that on-street parking supply is used to capacity during the evenings in Alamitos Beach. According to the 2016 American Community Survey (ACS), there are approximately 11,000 housing units within the Alamitos Beach study area and the residents own a total of approximately 12,000 vehicles. The vehicle ownership rate is about 1.1 vehicles per housing unit. Table 4.17 lists the number of housing units by bedrooms and number of households by vehicle ownership. Based on our observation, approximately 50-60 percent of the vehicles could be accommodated off-street, which leaves at least 4,800 vehicles that have to be parked on-street. The Alamitos Beach study area has approximately 5,100 on-street parking spaces for 4,800 vehicles. The inclusion of guest parking typically creates further demand for parking resources beyond accommodating vehicles owned by residents – reflecting as much as 25 percent of residential parking demand and resulting in an on-street parking supply that is often used to capacity.

Table 4.17 – Housing Units and Vehicle Ownership in Alamitos Beach

Housing units		Households per car ownership	
Studio	1,705	No vehicle	1,235
1 bedroom	4,812	1 vehicle	5,890
2 bedroom	3,388	2 vehicles	2,573
3+ bedroom	959	3 vehicles	357
Total	10,864	Total	10,055

Source: 2016 American Community Survey (ACS)

4.3 PARKING DEMAND SURVEY CONCLUSIONS

The major conclusions drawn from the parking demand surveys are:

- There is a high demand for on-street parking in the study areas.
- The off-street parking is under-utilized in the study areas.
- There is a constraint of parking supply in Alamitos beach.
- There is currently no a parking shortage in the Downtown Long Beach (Study Area A), where most new development projects have been proposed. The overall utilization rate is below 50 percent at off-street parking facilities.

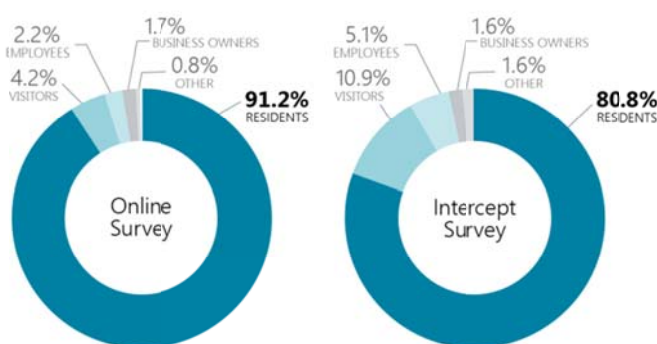
5.0 PUBLIC OUTREACH

Evaluating parking utilization rates can provide a realistic account and quantitative-based understanding of parking environments. However, the City and study team also recognizes the importance of understanding parking conditions through the user's perspective – both quantitatively and qualitatively. As such, several forms of outreach were conducted throughout the study period to better understand the community's concerns and experiences. This included discussing project goals and objectives with and obtaining survey data from residents, community organizations, and the general public within the two study areas.

5.1 SURVEYS

The study team conducted two forms of surveys, an online survey and an intercept survey, both with similar questions. Consistent with the City's Language Access Policy (LAP), both surveys were available in Spanish, Khmer, and Tagalog – in addition to English. Over 4,000 online responses were received and nearly 500 intercept surveys were collected. In both cases, responses primarily came from residents of Long Beach (Figure 5.1).

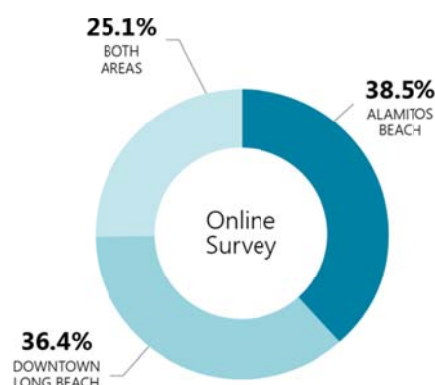
FIGURE 5.1 – RESPONDENT-TYPE BY SURVEY CONDUCTED



5.1.1 Online Survey

To broaden the outreach for the study, an online survey was developed and disseminated across social media and local communication channels between early March 2018 and mid-April 2018. A hard copy version of the survey was also made available and was sent to every neighborhood association within the two study areas for further distribution. The purpose of the online survey questions was to gather data on general parking behaviors and experiences within both communities. At the beginning of the survey questionnaire, maps of each study area were shown, allowing individuals to select which areas they wished to comment on while completing the survey (e.g. Downtown Long Beach, Alamitos Beach, or Both).

FIGURE 5.2 – ONLINE RESPONSES BY STUDY AREA



Key Findings

- Alamitos Beach residents (who do not have access to a garage) are more willing to walk greater than three blocks from where they parked to their destination than Downtown Long Beach residents and those that answered for both study areas (who also do not have access to a garage). The same is true for Alamitos Beach visitors in comparison to Downtown Long Beach visitors and visitors that answered for both study areas.
- More than 20 percent of people with access to a garage are using their garages for storage instead of parking.

- In both study areas, people primarily do not pay for parking and also park on-street (un-metered and metered) rather than off-street (garages, parking structures, and surface lots).
- Alamitos Beach resident respondents who have no access to a garage tend to spend more time looking for parking in comparison to their Downtown Long Beach and Both Areas counterparts.
- When asked “how do you usually get to this area of Long Beach”, transportation mode split was fairly similar between Downtown Long Beach, Alamitos Beach, and Both Areas respondents, with a few variations.
- Some residents and visitors of both Downtown Long Beach and Alamitos Beach do rely primarily on ridesharing services (e.g. Uber, Lyft) to travel to/from these areas (approximately 11 percent).
- Respondents most favorably suggested improvements to: increase parking supply, change parking restrictions, implement residential permit parking, and provide and/or improve alternative transportation.

As discussed in Chapter 3, at the peak of its development in the 1920s, Alamitos Beach homes and apartment buildings were being built when the City’s parking code did not require prior to City parking requirements for developments. With the removal of the streetcar system and increased vehicle ownership rates, travel modes began to shift, the parking supply in this area has become increasingly constrained. Forty percent of Alamitos Beach resident respondents who do not have access to a garage indicated that they are willing to park and walk more than three blocks to their destination. In comparison, approximately 29 percent of Downtown LB and 27 percent of Both Areas resident respondents indicated the same answer choice. With higher parking occupancy rates and limited off-street parking, it is perhaps not so surprising that Alamitos Beach resident respondents with no garage access are more

FIGURE 5.3 – HOW MANY BLOCKS ARE YOU WILLING TO PARK AND WALK TO YOUR DESTINATION? (RESIDENTS WITHOUT GARAGE ACCESS)

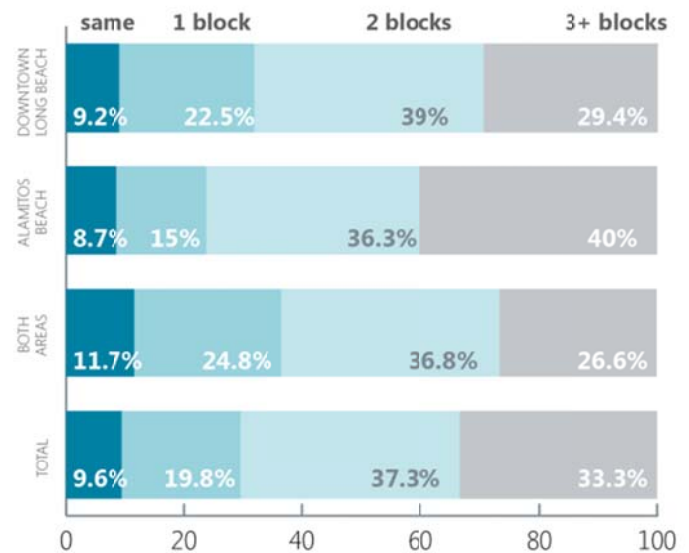
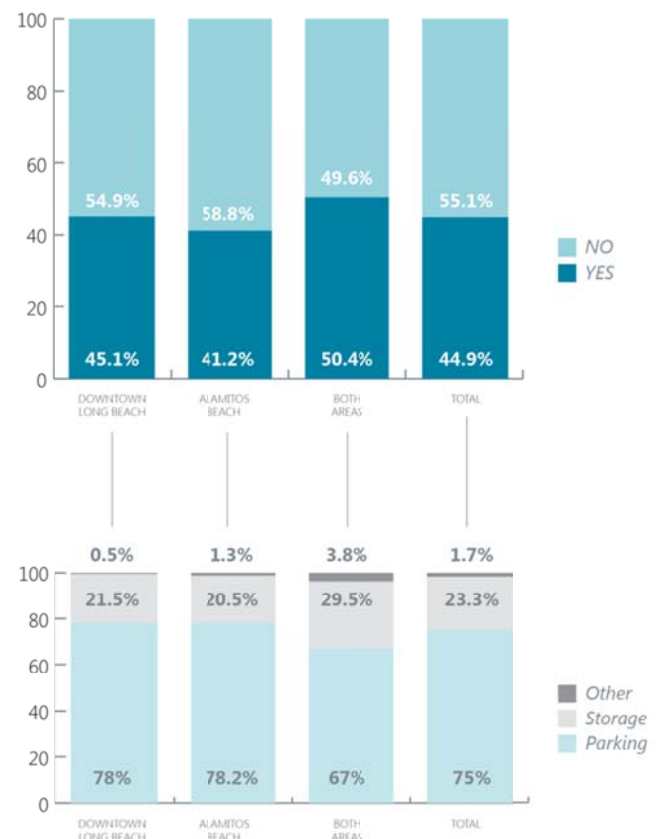


FIGURE 5.4 – “DO YOU HAVE ACCESS TO A GARAGE?” & “IF SO, WHAT IS YOUR GARAGE BEING USED FOR?”

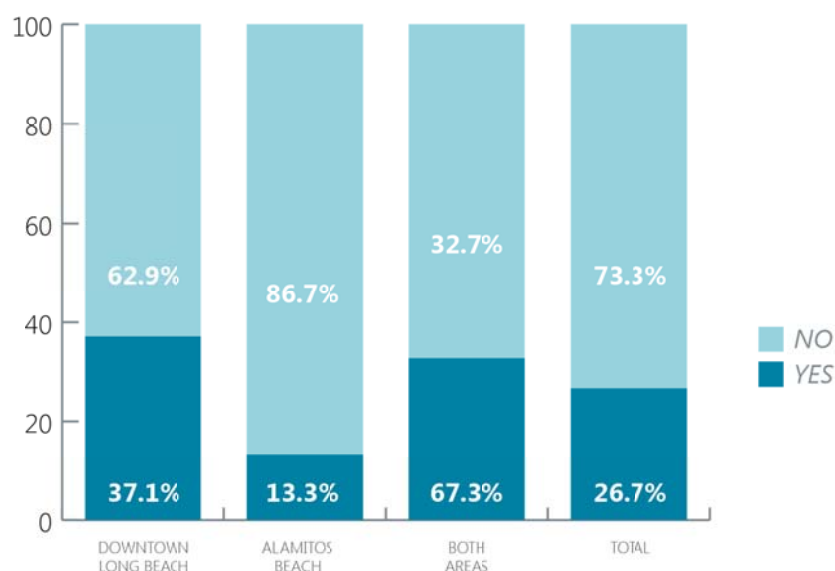


willing to park further away from their destination than their Downtown Long Beach and Both Areas counterparts – not by choice but by necessity. This is also true for Alamitos Beach visitors when compared to Downtown Long Beach and Both Areas visitors.

With high demand for on-street parking, better utilization of off-street parking could be an important factor in relieving that stress on curb-side parking. While the parking inventory and occupancy rates focused on publicly available off-street parking, the online survey also asked specifically about access to private garages. Of the 45 percent of resident respondents who indicated that they had access, more than 23 percent of these respondents also indicated that the garage is used for storage as opposed to parking. For Alamitos Beach, where off-street parking is particularly limited and on-street parking is highly occupied, garages currently being used for storage could instead be used to reduce the demand for on-street parking.

In both study areas, most people do not pay for parking. This is most evident in Alamitos Beach where only 13 percent of respondents indicated that they pay for parking, compared to their Downtown Long Beach (37 percent) and Both Areas (33 percent) counterparts. Because Alamitos Beach is a primarily rental neighborhood, the cost of a garage or parking space is frequently bundled in with the cost of rent. However, with the availability of metered parking and more off-street parking in Downtown, a higher percentage of people generally pay for parking whether it is daily, monthly, or annually. People are also more likely to park on-street (metered and un-metered) than off-street (garages, parking structures, and surface lots), regardless of respondent-type. This is consistent with the parking occupancy rate results that show much higher demand for on-street parking than off-street parking (publicly available). While this is likely due to a limited supply of off-street parking in Alamitos Beach, almost 70 percent of Downtown Long Beach respondents still primarily park on-street, despite the availability of off-street parking.

FIGURE 5.5 – DO YOU USUALLY PAY FOR PARKING?



When asked, “How long does it usually take you to find parking”, 38 percent of resident respondents without garage access indicated that it takes them 15 minutes or less. On the other hand, another roughly 38 percent of the same respondents also indicated that it takes them more than 25 minutes to find parking. The distribution of how long it usually takes to find parking is spread relatively evenly across all answer choices. However, Alamitos Beach resident respondents without garage access do tend to have to spend more time looking for parking than their Downtown Long Beach and Both Areas counterparts.

FIGURE 5.6 – HOW LONG DOES IT USUALLY TAKE FOR YOU TO FIND PARKING (RESIDENTS WITHOUT GARAGE ACCESS)

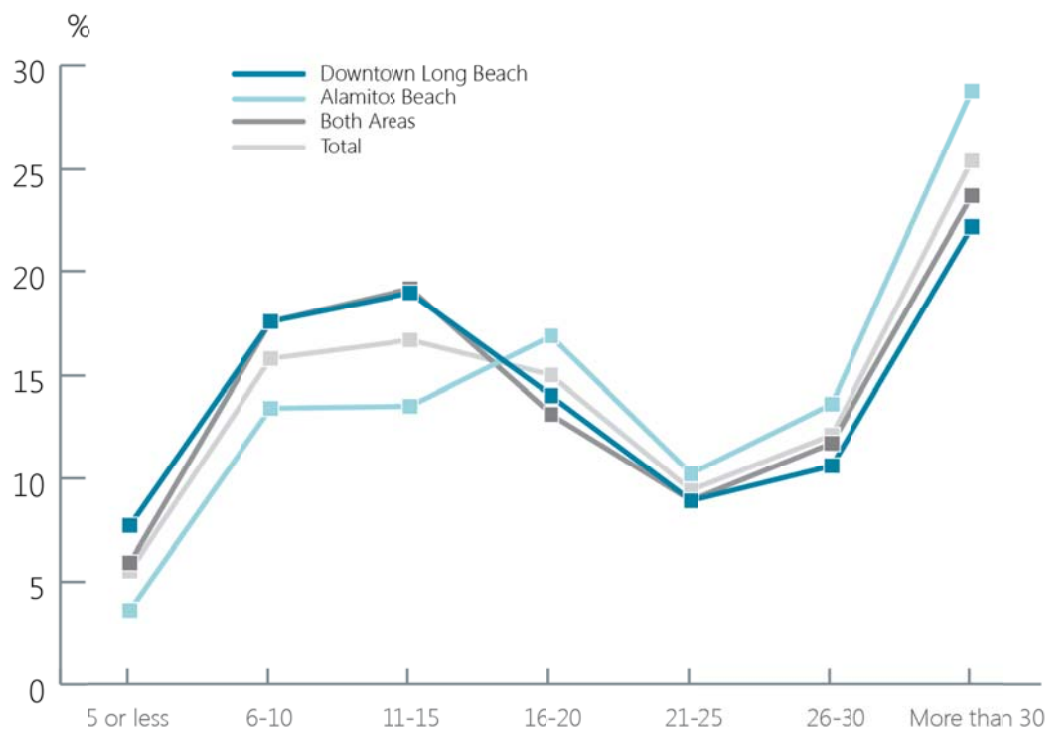


Table 5.1 – How long does it usually take for you to find parking? (Residents without Garage Access)

	DTLB	ALAMITOS BEACH	BOTH AREAS	TOTAL (AVG)
5 or less	7.7%	3.6%	5.9%	5.5%
6-10	17.6%	13.4%	17.6%	15.8%
11-15	19.0%	13.5%	19.2%	16.7%
16-20	14.0%	16.9%	13.1%	15.0%
21-25	8.9%	10.2%	8.9%	9.4%
26-30	10.6%	13.6%	11.7%	12.1%
More than 30	22.2%	28.8%	23.7%	25.4%
Total	100.0%	100.0%	100.0%	100.0%

Although driving is still the most frequent mode of transportation used to get to both Alamitos Beach and Downtown Long Beach study areas, the online survey results show similar mode splits between the areas and usage of other modes. Parking is the focus of this study, but understanding the way people are traveling to and from these areas helps identify proper recommendations to both improve and better manage parking. In particular, when asked “how do you usually get here?” less than half of survey respondents indicated the use of single-occupancy vehicles. Non-motorized forms of transportation like walking and bicycling account for roughly 20 percent of travel, while ridesharing services like Uber and Lyft are accounting for approximately 12 percent. Results are similar when looking at how resident respondents without access to a garage usually travel to both Alamitos Beach and Downtown Long Beach. In addition, visitors to these areas are more likely to drive, but are using services like Uber and Lyft at roughly the same rates as resident respondents without garage access.

Table 5.2 – How do you usually get here?

	DTLB	ALAMITOS BEACH	BOTH AREAS	TOTAL (AVG)
Car / Truck / Van (drove alone)	46.5%	48.2%	44.9%	46.7%
Car / Truck / Van (carpool)	13.3%	10.4%	16.7%	13.1%
Walk	12.8%	13.9%	10.7%	12.7%
Bike	6.0%	8.0%	6.1%	6.8%
Rideshare (e.g. Uber, Lyft)	10.9%	12.0%	13.2%	11.9%
Bus	5.5%	4.6%	5.7%	5.2%
Train/ Rail	4.4%	2.0%	2.1%	2.9%
Other	0.5%	0.8%	0.5%	0.6%
Total	100.0%	100.0%	100.0%	100.0%

Table 5.3 – How do you usually get here? (Visitors)

	DTLB	ALAMITOS BEACH	BOTH AREAS	TOTAL (AVG)
Car / Truck / Van (drove alone)	49.6%	54.8%	56.8%	53.2%
Car / Truck / Van (carpool)	20.4%	24.7%	23.5%	22.5%
Walk	5.3%	1.4%	2.5%	3.4%
Bike	1.8%	2.7%	1.2%	1.9%
Rideshare (e.g. Uber, Lyft)	10.6%	12.3%	9.9%	10.9%
Bus	5.3%	2.7%	2.5%	3.7%
Train/ Rail	6.2%	1.4%	3.7%	4.1%
Other	0.9%	0%	0%	0%
Total	100.0%	100.0%	100.0%	100.0%

When asked to indicate suggested improvements, respondents mostly favored increasing parking supply, changing parking restrictions, implementing residential permit parking, and providing and/or improving alternative modes of transportation. Although the study looks to increase some supply through an analysis of existing striping and curb widths, there are challenges, social costs, and other unfavorable consequences to continually increase parking supply based on demand. For an area like Alamitos Beach, there are parking supply constraints based not only on the high cost associated with building more parking, but also the lack of available land for the provision of additional public parking.

Table 5.4 – Suggested Improvements

	DTLB	ALAMITOS BEACH	BOTH AREAS	TOTAL (AVG)
Increase Parking Supply	30.1%	34.2%	30.8%	31.8%
Change Parking Restrictions	19.9%	19.2%	19.2%	19.4%
Residential Permit Parking	14.3%	16.2%	13.0%	14.7%
Provide / Improve Alternative Transportation Modes	6.9%	7.8%	9.4%	7.9%
Parking Validation	8.2%	6.2%	8.8%	7.6%
Stricter Parking Enforcement	9.0%	10.3%	9.7%	9.7%
Provide Employee Parking	5.3%	4.1%	6.9%	5.2%
Improve Handicap Parking	1.9%	2.0%	2.3%	2.0%
Other	4.4%	5.6%	5.0%	5.0%
Total	100.0%	100.0%	100.0%	100.0%

5.1.2 Intercept Surveys

Intercept surveys were also conducted within the Downtown Long Beach and Alamitos Beach communities to gather data on parking behaviors and experiences. By collecting responses in-person, intercept surveys help capture real-time behavior and can be used to confirm the validity of online survey results and provide additional feedback opportunities. By asking respondents about their parking experience at that particular moment rather than their assumed behaviors, intercept survey results can provide a more representative account of people's parking situations. For this study, surveys were conducted between November 2017 and April 2018, during peak-hour periods, and on weekdays (Tuesday, Wednesday, or Thursday). Due to daylight savings occurring both in November and March and feedback received during the outreach period, the morning and evening peak-hours captured surveys between the periods of 7am to 11am and 4pm to 8pm. Each study area was split into several zones and each zone was then surveyed during both the morning and evening peak periods. Due to a lower sample size, findings based on the intercept survey results and additional analyses were limited. Below are some significant similarities and differences from the online survey results.

- Intercept surveys show a higher percentage of Downtown Long Beach resident respondents having access to a garage (64 percent) than those indicated through the online survey (45 percent).
- Similar to the online survey, Alamitos Beach resident respondents without access to a garage are more willing to walk greater than three blocks than their Downtown Long Beach counterparts. However, the intercept survey results show much higher percentages for both study areas – more than 72 percent for Alamitos Beach and 65 percent for Downtown Long Beach. During the surveying, many respondents expressed that it is less so willingness than it is a necessity to park more than three blocks from their destination.
- When evaluating modes of transportation that are typically used to get to Alamitos Beach and Downtown Long Beach by resident respondents without garage access, the percentage of those who drive or carpool are consistent with the results of the online survey. However, the intercept survey captured more than double the amount of people who indicated that they usually walk to these areas.
- When asked to indicate suggested improvements, similar to the online survey results, respondents mostly favored increasing parking supply, changing parking restrictions, implementing residential permit parking, and providing and/or improving alternative modes of transportation.

5.2 NEIGHBORHOOD & BUSINESS ASSOCIATION MEETINGS

As part of the outreach, the study team also reached out to all of the neighborhood and business associations within the two study areas to discuss the project's goals. To maximize outreach, efforts were made to attend and participate in monthly or pre-scheduled neighborhood association meetings when possible. During these meetings, the study team received feedback on the project's progress, answered questions related to the parking study, conducted intercept surveys, and also promoted the online survey. Based on feedback from neighborhood association meetings, intercept surveying peak hours were expanded to capture respondents earlier in the morning (7am – 11am) and later in the evening (4pm - 8pm). Once the online survey was open, the team relied on main association contacts to promote and disseminate the online survey URL through resident mailing lists, homeowner associations, and other groups.

Table 5.5 – List of Contacted Neighborhood & Business Associations

	Neighborhood Associations	Business Associations
DTLB	Promenade Area Residents Association (PARA)	Downtown Long Beach Associates (DLBA)
	East Village Association	
	West Gateway Community Association (WGCA)*	
	Ocean Residents Community Association (ORCA)	
	North Pine Neighborhood Association (NPNA)	
ALAMITOS BEACH	Alamitos Beach Neighborhood Association (ABNA)	4 th Street Business Association
	North Alamitos Beach Association (NABA)	On Broadway Business Association*

* Neighborhood or Business Association that could not be reached or coordinated with for a meeting during outreach period.

When the study team met with Downtown Long Beach Associates (DLBA) and the 4th Street Business Association, members voiced parking concerns and provided information on past and current efforts to improve the parking situation within their respective areas of influence. For example, DLBA staff discussed the equity impacts that new parking management strategies or other improvements may have on communities located both within and immediately outside the northern boundary of the Downtown Long Beach study area. The 4th Street Business Association talked to the study team about having considered implementing metered parking along the 4th Street Retro Row corridor in the past. While they support the recommendation, there is greater interest in establishing fairer parking restrictions that can increase turnover along 4th and adjacent streets during business hours.

The study also included several meetings with advocacy group, Transportation and Parking Solutions (TAPS) in order to inform the development of the project throughout its various stages. During the first meeting, the City, TAPS, and study team collectively discussed data collection methodologies, outreach approach, and other components of the study. A second meeting was then held after the data collection and analysis stage to present preliminary draft recommendations based on findings from the data results. Although outreach efforts were still being conducted, the study team presented preliminary results of the intercept surveys and updates on meetings and the online survey. A third meeting was convened to review the recommended strategies and report.

5.3 ONLINE MAPPING TOOL

A web-based GIS mapping tool was developed as a part of this study to provide an additional form of outreach. While the online and intercept surveys aimed to gather data on general parking behaviors and experiences, the interactive mapping tool allowed users to pinpoint specific locations of concern. A link to the mapping tool was provided at the end of the online survey and encouraged survey respondents to visit the link if they wanted to provide more location-based input. However, only 21 pinpointed locations recorded within the study areas through the mapping tool included a detailed comment. Several comments identified locations where parking is particularly challenging due to the parking behaviors and habits of other individuals (double parking, long-term parked vehicles, garages being used for storage, etc.). Other comments identified private lots that are often empty on night and questioned if overnight parking could be made available to the public for a fee.

6.0 FINDINGS AND OVERVIEW OF RECOMMENDATIONS

Results from the inventory data, utilization rates, intercept and online outreach surveys, and literature reviewed revealed three key findings and concerns in the Downtown and Alamitos Beach study areas:

- There exists a high demand for on-street public parking (curbside metered and un-metered parking) for both Downtown Long Beach and Alamitos Beach
- However, even with a high demand for on-street parking, off-street public parking facilities (garage structures, surface lots) remain mostly underutilized in Downtown Long Beach and Alamitos Beach (limited off-street parking supply).
- Supply constraints within Alamitos Beach and the Willmore and East Village neighborhood areas in Downtown Long Beach indicate the need for better parking alternatives and options.

As part of the intercept and online surveys, participants were asked to indicate suggestions for how to improve parking within the study area they selected. The top four suggestions survey participants made for both Downtown and Alamitos Beach were to increase parking supply, change parking restrictions, implement residential permit parking, and improve alternative modes of transportation. As noted above, there exists a high demand for on-street public parking. As a part of this study's recommendations, efforts were made to reevaluate existing roadway striping, curb markings, and other conditions to increase on-street parking where possible and cost-effective. However, results from collected data also reveal that there is on average, an underutilization of off-street public parking facilities, particularly in Downtown Long Beach. Coupled with the discussion of supply constraints within Alamitos Beach and the Willmore neighborhood in Downtown Long Beach based on the absence of parking requirements when the existing housing stock was built, these findings indicate the need for parking alternatives, options, and better ways to manage existing parking resources.

The recommendations, further detailed in the following four chapters (Chapters 7-10), were developed based on the overall analysis of existing parking conditions, comparative policies and standards, related documents, and feedback from outreach efforts to address the major findings of this study. Table 6.1 summarizes these recommendations and also indicates the applicable study area, length of time required to implement each recommendation, potential funding source, and the leading agency/organization. The last column of the table indicates the following chapters in which each recommendation is discussed in detail.

To provide guidance on overall implementation, the recommendations were categorized into short-, mid-, and long-term strategies based on the level of resources and coordination of efforts required:

- **Short-term (0-2 years):** Strategies within the short-term implementation phasing present relatively immediate opportunities that require fewer resources while still providing important parking solutions to the impacted neighborhoods.
- **Mid-term (3-4 years):** Mid-term strategies are associated with recommendations that will need additional resources, efforts, and coordination either by the City or neighborhood associations to determine feasibility of implementation.

- **Long-term (5+ years):** Strategies that are designated for long-term implementation include recommendations that involve lengthier decision-making processes and resources between multiple parties and/or agencies within the City.

In addition to categorizing recommendations based on a termed implementation timeline, each strategy is also associated with a possible funding source or mechanism. These identified funding sources include:

- **City General Fund:** This refers to the City's primary fund used to finance the general governmental operations of the City including Police, Fire, Library, Parks & Recreation, a portion of Public Works and general government services. The largest sources of revenue for the General Fund are Property Taxes, Sales Tax, Property Tax in Lieu of Vehicle License Fees and Utility Users Tax (UUT). At the City's discretion, recommendations contained within the study could be funded through specific allocations of General Fund dollars.
- **Parking Solution Implementation Fund (PSIF):** The PSIF contains \$198,540.04 that is specifically designated for the implementation of recommendations and suggestions identified in this study. The total amount is a combination of a percentage of the City's net proceeds from the sale of three Downtown properties and contributions from the developers of those properties. To best utilize this amount of money, the City may consider allocating a certain percentage of the total funds per year as a match for implementing more immediate strategies (short-term) or as a starter fund for strategies that may require additional resources (mid-term).
- **Special Assessment & Parking District Funds:** Funds from the creation of any parking benefit district, preferential/overnight parking district, or special assessment can be used to specifically finance more localized parking improvement efforts based on the priorities of the community. Through these revenue generated funds, the community has the ability to work collaboratively with the City in the implementation parking programs and strategies that are supported by residents of the designated areas.

KOA conducted a review of available funding sources and the types of project they can fund. Below is a summary of those funding sources.

- **Congestion Mitigation and Air Quality (CMAQ) Program via FAST Act:** The program funds transportation projects likely to contribute to the attainment or maintenance of a national ambient air quality standard, with a high level of effectiveness in reducing air pollution, and be included in the MPO's current transportation plan and transportation improvement program.
- **Highway Safety Improvement Program (HSIP):** This program held by Caltrans funds projects that improve safety for any public road.
- **Surface Transportation Block Grant Program:** The Surface Transportation Block Grant program (STBG), formerly the Surface Transportation Program (STP), provides flexible funding for projects to preserve and improve the conditions and performance on any Federal-aid highway, bridge, and tunnel projects on any public road, pedestrian and bicycle infrastructure, and transit capital projects, including intercity bus terminals.
- **Systemic Safety Analysis Report Program (SSARP):** The Systemic Safety Analysis Report Program (SSARP) is a state-funded program that helps local agencies perform collision analysis, identify safety issues on their

street network, and develop a list of countermeasures that can be used to prepare for future applications related to safety improvements.

- **Active Transportation Program (ATP):** This program by Caltrans funds active transportation related infrastructure projects, plans, and education/encouragement/enforcement activities.
- **Sustainable Transportation Planning Grant Program:** This program by Caltrans funds projects that plans for the reduction of greenhouse gas and vehicle miles traveled and/or integrates land use and transportation planning. This includes projects such as Vision Zero, traffic calming, health equity studies, first mile/last mile, station area planning, etc.
- **Coastal Conservancy Grants:** This ongoing grant by the California Coast Conservancy funds projects that helps people get to coast and the shore by building trails, stairways, and acquiring land and easements.
- **Tire-Derived Aggregate (TDA) Grant Program:** This grant by the California Department of Resources, Recycling, and Recovery provides funding for lightweight fill (slope stabilization, embankment fill, landslide repair, and retaining walls), vibration mitigation (under rail lines), low impact development/storm water management, and landfill applications.
- **Rubberized Pavement Grant Program:** This grant by the California Department of Resources, Recycling, and Recovery provides funding for roadway projects that use 100% California waste tires. This grant is aimed at encouraging first-time or limited users of rubberized pavement in two project types – Rubberized Asphalt Concrete Hot-Mix (Hot-Mix) and Rubberized Chip Seal (Chip Seal).

Based on this review of available grant funding, there are currently no grants available for parking and parking-related improvements. Most of the grants available are to provide more alternative transportation options and increase multi-modal connectivity between pedestrian, bicycle, and transit networks.

Table 6.1 – Parking Recommendations for Study Areas

Finding	Recommendations	Short/Mid /Long Term	Study Area Application	Funding Source	Leading Agency /Organization	Chapter
High demand for on-street parking	Add supply of on-street parking where cost-effective	Short	Both	PSIF* / City General Fund	City	7
	Encourage and provide information on adding robotic parking structure facilities to existing and new developments	Long	Both	PSIF* / Private Investment	Private Developer/Property Owner	7
Under-utilized off-street parking	Improve/increase wayfinding signage program	Short	Downtown	City General Fund	City	8
	Promote parking finding application	Short	Both	City General Fund	City	8
	Promote knowledge of non-enforcement periods	Short	Both	City General Fund	City	8
	Use smart parking technology	Mid	Downtown	City General Fund	City	8
	Implement dynamic pricing for metered-parking	Mid	Downtown	City General Fund	City	8
	Incorporate time-based rates for desirable parking	Mid	Downtown	City General Fund	City	8
	Adjust pricing of on-street parking versus off-street parking	Mid	Downtown	City General Fund	City	8
	Host garage clean-up days	Short	Alamitos Beach	City General Fund	City / Neighborhood Associations	8
Parking supply constraints in Alamitos Beach and the Willmore and East Village neighborhoods in Downtown	Enhance parking enforcement	Short	Alamitos Beach / Willmore / East Village	City General Fund / Permit Fees	City	8
	Establish preferential/overnight parking district	Mid/Long	Alamitos Beach / Willmore / East Village	PSIF* / Permit fee	City / Neighborhood Associations	9
	Benefit or special assessment district	Long	Alamitos Beach / Willmore / East Village	Assessment Tax	City / Businesses / Property Owners	9
	Propose overnight and alternative parking locations	Mid/Long	Alamitos Beach / Willmore / East Village	PSIF* / Permit fee	City / Neighborhood Associations	10
	Provide shuttle service for remote parking locations	Mid/Long	Alamitos Beach / Willmore / East Village	PSIF* / Permit fee	City	10
	Improve transit service for remote parking locations	Long	Alamitos Beach / Willmore / East Village	Permit fee	City	10
	Enhance bike and scooter sharing programs for remote parking locations	Mid/Long	Alamitos Beach / Willmore / East Village	Permit fee	City	10

*Parking Solution Implementation Fund (PSIF): The PSIF contains \$198,540.04 that is specifically designated for the implementation of recommendations and suggestions identified in this study. The total amount is a combination of a percentage of the City's net proceeds from the sale of three Downtown properties and contributions from the developers of those properties.

7.0 PARKING SUPPLY ADDITIONS & MODIFICATIONS

As determined by the evaluation of parking utilization rates and outreach efforts, the high demand for on-street parking leads to the desire to increase overall parking supply. This section details the strategy of addressing these findings through the increase in parking supply where possible and cost-effective. The following section details the number of additional parking spaces that can be added by modifying existing parking or curbside areas in both the Downtown study area and Alamitos Beach study area. Increasing supply through the implementation of off-street robotic parking garage systems could also be considered through private investments from developers and property owners. The PSIF can also be used, if found feasible and desired by the Alamitos Beach community, to construct a parking carousel or similar type of robotic parking facility as a pilot study to encourage property owners to install them to provide additional parking spaces on-site. Parking carousel or similar robotic parking facilities can have a high price tag for installation of a turn-key system, and any additional costs such as maintenance and operation costs, and the PSIF may not provide sufficient funds to cover these costs. This option can be explored further to determine the feasibility and benefits of conducting the pilot study. Funding incentive programs or partnering with private developers/property owners, through the use of PSIF, to implement similar types of robotic parking facilities and/or to provide additional parking for public use should be explored to determine the feasibility and potential increase in the public parking supply.

7.1 ADDITIONAL PARKING THROUGH CITY PROJECTS

In recent and past years, the City has been working to create additional on-street parking spaces where feasible. These efforts have created an additional 181 parking spaces both within the Downtown study area and in surrounding areas. These projects include the following:

- Elm Avenue (Ocean to 9th Street): 86 spaces
- Shoreline Drive (Chestnut to Shoreline Village): 71 spaces
- Locust Avenue (6th to 7th Street): 14 spaces
- Magnolia Avenue (3rd to Broadway): 10 spaces

In 2018, the City of Long Beach began the implementation of the Broadway Corridor Revitalization project. This project implemented the on-street parking modifications along 1st and 2nd Streets to increase the parking supply by 112 additional on-street parking spaces specifically by restriping existing diagonal parking to 75-degree parking. The on-street parking improvements along 1st and 2nd Streets were completed in March of 2018. The total number of on-street parking spaces that would be provided along Broadway has continuously changed as the roadway striping plans are being revised to maximize on-street parking along the project corridor. However, the additional on-street parking provided on 1st and 2nd Streets and the on-street parking to be provided along Broadway will provide an overall net gain in the parking supply for Alamitos Beach.

Table 7.1 summarizes the location of the on-street parking improvements and Figure 7.1 shows the number of parking spaces per street segment along 1st and 2nd Streets that will be added to the on-street parking supply through these improvements.

Table 7.1 – Parking Additions & Modifications through City Projects

Street	Segment	Street Side	Type of Improvement	On-Street Parking Spaces Created
1 st Street	Alamitos Avenue to Cherry Avenue	North side	Convert existing diagonal parking to 75-degree parking	112
2 nd Street		South side		
Total				112

7.2 ADDITIONAL PARKING THROUGH MODIFICATIONS

A total of 97 additional on-street parking spaces can be added to the parking supply within Downtown and Alamitos Beach study areas through several modifications to existing on-street parking configurations.

Downtown

Within the Downtown study area, a total of up to 39 additional on-street parking spaces can be potentially added to the parking supply. Table 7.2 lists the improvements required to add up to 39 additional on-street parking spaces and the number of spaces each one creates. Figure 7.2 shows the locations of street segments where additional on-street parking spaces can potentially be added within the Downtown study area.

FIGURE 7.1 - ON-STREET PARKING SUPPLY INCREASES THROUGH CITY PROJECTS - ALAMITOS BEACH

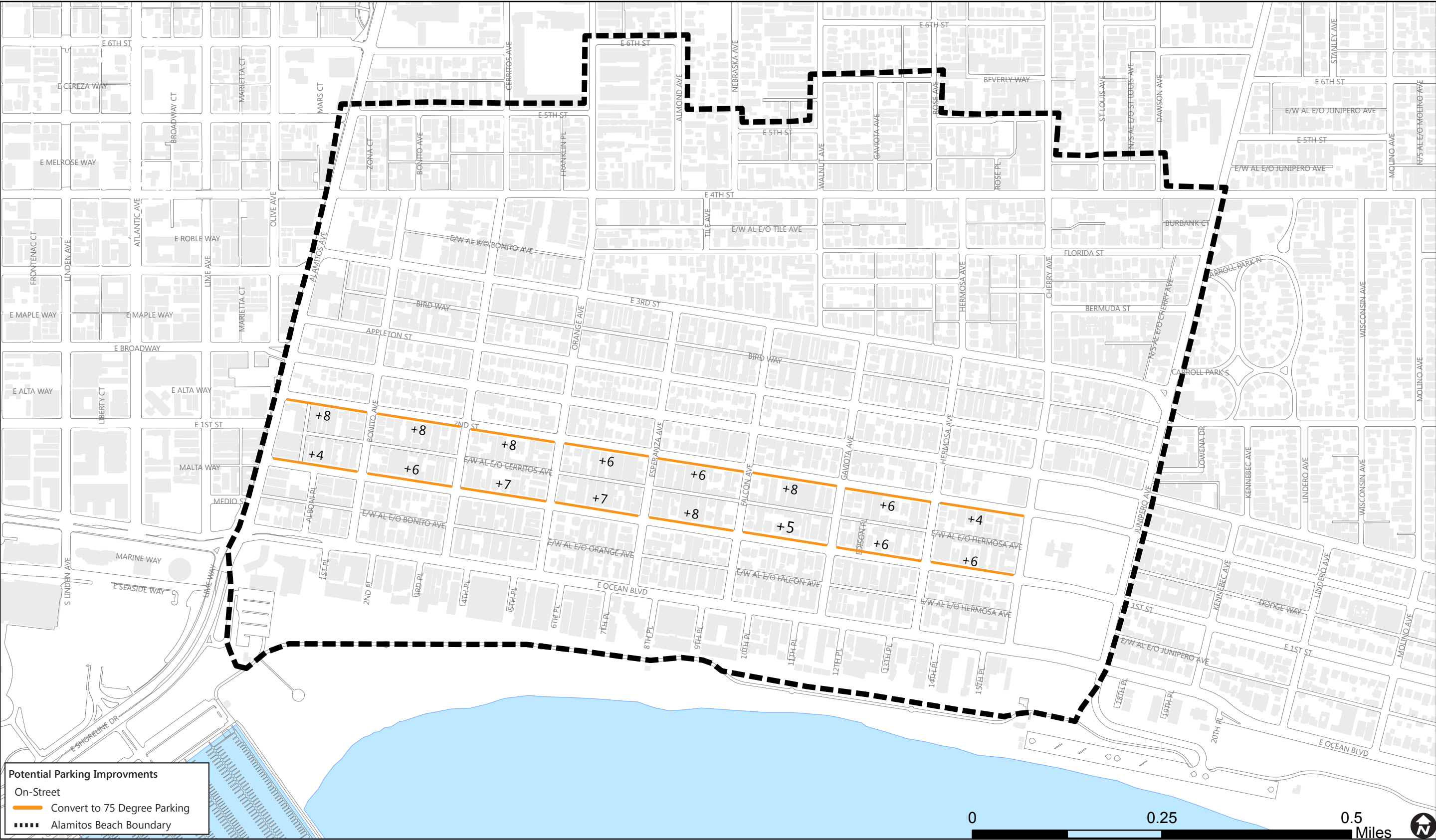


FIGURE 7.2 - POTENTIAL ON-STREET PARKING SUPPLY INCREASES - DOWNTOWN

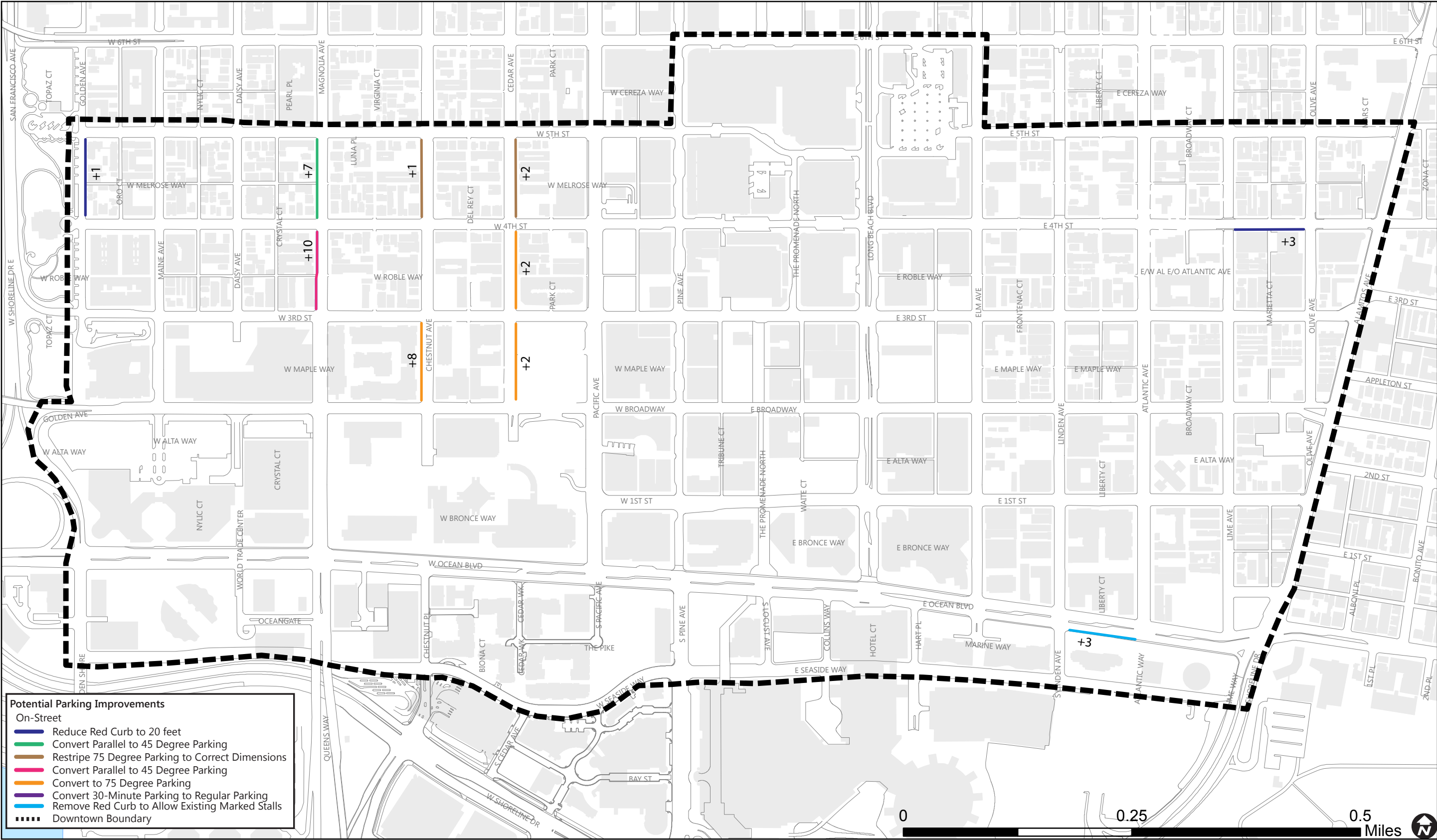


Table 7.2 – Parking Additions & Modification, Downtown

Street	Segment	Street Side	Type of Improvement	Number of Potential On-Street Parking Spaces
Golden Avenue	4 th Street to 5 th Street	East side	Reduce red curb to 20 feet	1
Magnolia Avenue	4 th Street to 5 th Street	West side	Convert parallel parking to 45 degree parking	7
Chestnut Avenue	4 th Street to 5 th Street	West side	Restripe 75-degree parking to standard dimensions	1
Cedar Avenue	4 th Street to 5 th Street	East side	Restripe 75-degree parking to standard dimensions	2
Magnolia Avenue	3 rd Street to 4 th Street	West side	Convert parallel parking to 45 degree parking	10
Chestnut Avenue	Broadway to 3 rd Street	West side	Convert to 75-degree parking	8
Cedar Avenue	Broadway to 3 rd Street	East side	Convert to 75-degree parking	2
Cedar Avenue	3 rd Street to 4 th Street	East side	Convert to 75-degree parking	2
4 th Street	Lime Avenue to Olive Avenue	South side	Convert 30-minute parking to regular parking	3
Ocean Boulevard	Linden Avenue to Atlantic Avenue	South side	Remove red curb to allow existing marked stalls for parking	3
Total				39

Alamitos Beach

A total of 58 potential on-street parking spaces can be added within the Alamitos Beach study area through on-street diagonal parking modifications. These modifications include the conversion of existing on-street diagonal parking to 75-degree parking to potentially create additional on-street parking spaces.

Table 7.3 summarizes the locations of the on-street parking spaces that can be potentially created by modifying the existing diagonal configuration to a 75-degree parking configuration. Figure 7.3 shows the locations of street segments where additional on-street parking spaces can potentially be added within the Alamitos Beach study area.

FIGURE 7.3 - POTENTIAL ON-STREET PARKING SUPPLY INCREASES - ALAMITOS BEACH

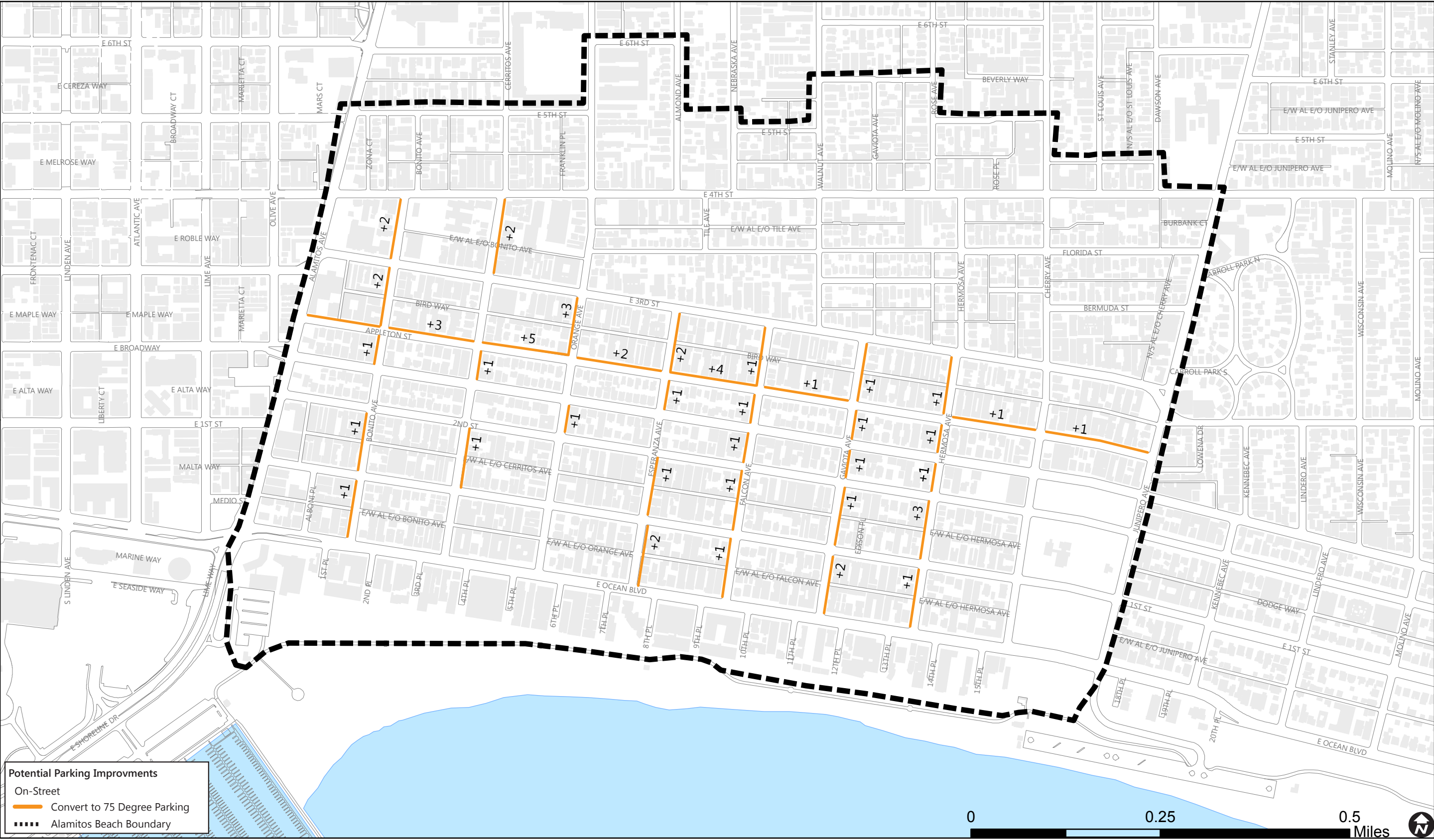


Table 7.3 – Parking Additions & Modification, Alamitos Beach

Street	Segment	Street Side	Type of Improvement	Number of Potential On-Street Parking Spaces
Bonito Avenue	Various	West side	Convert existing diagonal parking to 75-degree parking	7
Cerritos Avenue	Various	East side		4
Orange Avenue	Various	East & West side		4
Esperanza Avenue	Various	East side		6
Falcon Avenue	Ocean Boulevard to 3 rd Street	West side		5
Gaviota Avenue	Ocean Boulevard to 3 rd Street	East side		6
Hermosa Avenue	Ocean Boulevard to 3 rd Street	West side		7
Appleton Street	Various	North side		19
Total				58

7.3 COST ESTIMATION FOR ROBOTIC PARKING STRUCTURE FACILITIES

The number of off-street parking spaces can be increased through the development of robotic parking structure facilities for existing and new developments and private residential properties. Robotic parking facilities are not being used in private developments to alleviate current on-street parking demand. Instead, they are used to help provide the required parking spaces within a compact area of the development to help reduce the construction cost of building additional parking floors in a multi-level building. Smaller/compact robotic parking systems are available and used in small surface parking lots to maximize the parking supply on a small property. Residential garage car lifts are also available and used in single family residential garages to provide additional parking space on driveways and to use the garage space more efficiently. If property owners decide to install these types of parking systems, there is a potential for increasing off-street parking at surface lots and potentially opening on-street parking supply to other users.



West Hollywood City Hall robotic parking structure



Residential garage car lift system



Parking lift system in surface lot

There are many companies which provide automated parking systems for a variety of development types. Some of the companies which have provided automated parking systems for projects in California include, but are not limited to, Unitronics, City Lift, Klaus Multiparking, and Park Plus. These companies have provided automated parking systems for a variety of development projects such as multifamily residential, commercial, office, mixed-use and stand-alone parking garages. Projects with these systems in place have been developed in cities such as Oakland, San Francisco, Berkeley, Emeryville, Healdsburg, Los Angeles, and West Hollywood.

Since each project is unique in automated parking system needs, the cost of these systems varies and

each company recommends working with them to determine the final project needs for a cost estimate.

Table 7.4 provides a cost estimation provided by Robotic Parking Systems on the construction /development costs of a conventional parking garage versus turnkey fully automated Robotic Parking System parking garage. The company has provided these systems for projects in New Jersey, Florida, and in other countries.

Robotic Parking Systems also provides a comparison of operating costs of a conventional parking garage versus automated parking garage. Table 7.5 illustrates this comparison provided by Robotic Parking Systems and compiled by Mr. Schwartz. (Source: *The Garage of the Future Must be Green*, March 2009 issue of *Parking*, the National Parking Association's Magazine.)

FIGURE 7.4 – ROBOTIC PARKING SYSTEMS

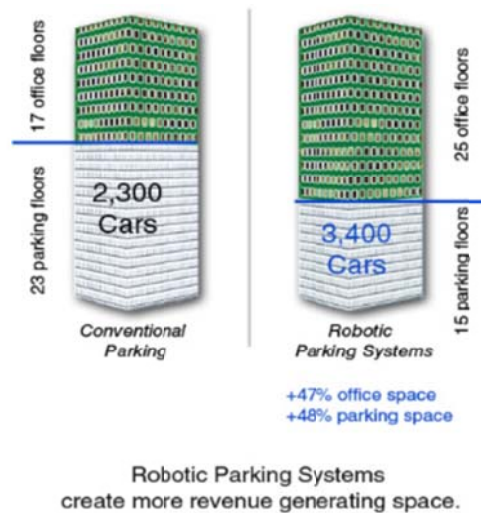


Table 7.4 – Construction/Development Costs Comparison

Construction / Development Cost	Conventional Garage	Robotic Parking System
Land (or attributed cost of area)	\$10 Million	\$10 Million
Construction Costs Turnkey	400 spaces at \$20,000 = \$8 Million	850 spaces at \$25,000 = \$21.25 Million
Soft Costs	\$1 Million	\$1 Million
Development Costs (Land + Construction Costs + Soft Costs / # Cars)	\$19 Million/400 = \$47,500/space 125% = \$47,500 / space	\$32.25 Million/850 = \$37,940/space 100% = \$38,000 / space

Source: https://www.roboticparking.com/robotic_parking_increase_revenue.htm

Table 7.5 – Operating and Capital Costs of Conventional Garage vs Automated Parking Garage

	Conventional Garage	Robotic Parking System
Capacity / Labor Assumptions		
Capacity	892	892
Hours of Operation	24 / 7	24 / 7
Expenses		
Payroll & Benefits	\$850,000 (1)	\$145,000
Insurance Expenses	\$95,000	\$50,000
Utilities Expenses	\$165,000	\$200,000
Repairs & Maintenance	\$145,000	\$50,000
Bank Fee Expense	\$100,000	\$100,000
Marketing Expense	\$20,000	\$20,000
Support Services Expense	\$75,000 (2)	\$35,000
Other Operating Expenses	\$150,000 (3)	\$75,000
Subtotal Operating Expenses	\$1,600,000	\$675,000
Capital Costs		
Security Camera / DVR System	\$30,000	\$30,000
Capital Account	\$240,000 (4)	\$60,000
Total Capital Costs	\$270,000	\$90,000
Grand Total	\$2,020,000	\$915,000

(1) Labor schedule; (2) Includes security, legal fees and audit fees; (3) Includes license/permit fees, uniforms, office supplies, claims, etc.;

(4) Conventional garage: 30% of garage repaired after 10 years at \$50/square foot.

Source: https://www.roboticparking.com/robotic_parking_increase_revenue.htm

8.0 TRANSPORTATION & PARKING DEMAND MANAGEMENT STRATEGIES

Findings from the occupancy survey determined that parking utilization rates of off-street parking in the Downtown study area were low compared to on-street parking utilization rates. Several strategies can be used to more efficiently manage existing parking supply by balancing the use of both on-street and off-street parking resources. Transportation and parking demand management strategies help cities maximize the utilization of available parking supplies, increase parking turnover, improve visitor convenience, and provide alternative modes of transportation to help connect the people to their destinations. This chapter includes several transportation and parking demand management strategies that can help balance the parking demand and needs within the Downtown and Alamitos Beach study areas.

As shown previously within the parking demand analysis in Chapter 4, on-street parking in the Downtown study area is heavily utilized while off-street parking is underutilized. This can be a result of several factors such as convenience, price, and parking availability. Drivers may avoid parking in off-street lots to avoid higher prices, park closer to their final destination, or because they may assume that off-street lots have similar occupancy rates as visible on-street parking.

Several parking management strategies can help shift drivers from on-street parking spaces to off-street lots or alternative modes of transportation. Opportunities for shifting parking from on-street to off-street in Alamitos Beach are much more limited because the supply of off-street parking is low.

8.1 IMPROVE PARKING INFORMATION

Parking information such as location, pricing, quantity and directions are important factors to help residents, employees, and visitors to the Downtown and Alamitos Beach areas make decisions about where to park. Providing convenient and accurate information regarding parking availability and pricing can be accomplished through the use of signs, maps, brochures, the internet, and phone applications.

8.1.1 Increase Parking Wayfinding Signage

Identifying and navigating to parking locations within the Downtown study area is a key factor in managing the use of existing parking facilities. Wayfinding signage and signage located at parking facilities plays an important role in communicating to the drivers where parking garages/structures are located and how to navigate to them for parking.

Consistent formats, colors, symbols, shape and typeface is important for wayfinding signage. Having a consistent theme of similar signage that communicates one main message provides drivers with a set of signs they can easily reference when driving to the destination indicated on the signs. Many drivers going to the Downtown study area may not be aware of the many parking garages and structures available due to the inconsistent distribution or lack of signage letting drivers know where to find parking. Figure 8.1 illustrates some of the current wayfinding and identification signs that are present in the Downtown area.

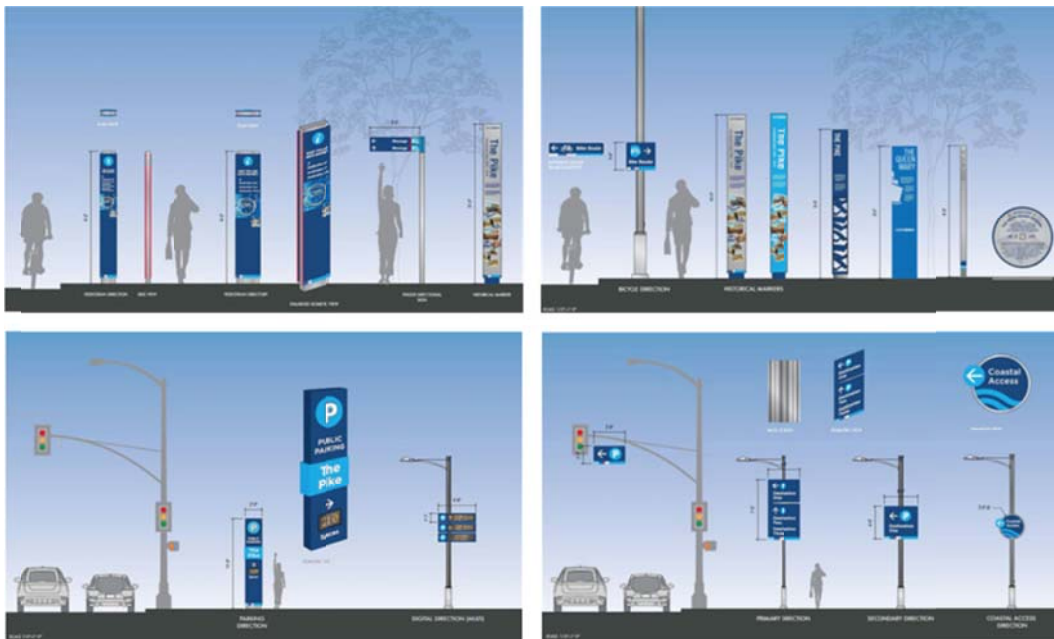
The City of Long Beach is currently in the process of implementing a comprehensive wayfinding signage program in the Downtown and surrounding areas beginning with Phase I installation in summer of 2018. The comprehensive wayfinding signage program will provide new gateway signage at entry points to the City, signs direction visitors to Downtown parking garages/structures, pedestrian signage and maps to help visitors navigate Downtown, and signs identifying waterfront access points. These type of programs and efforts are recommended as a parking management strategy to better utilize the existing parking supply in the Downtown study area.

Figure 8.2 illustrates some of the proposed signage types and designs to be implemented.

FIGURE 8.1 – EXISTING PARKING WAYFINDING SIGNAGE



FIGURE 8.2 – LONG BEACH COMPREHENSIVE WAYFINDING SIGNAGE PROGRAM



8.1.2 Promote & Improve Parking Finding Apps

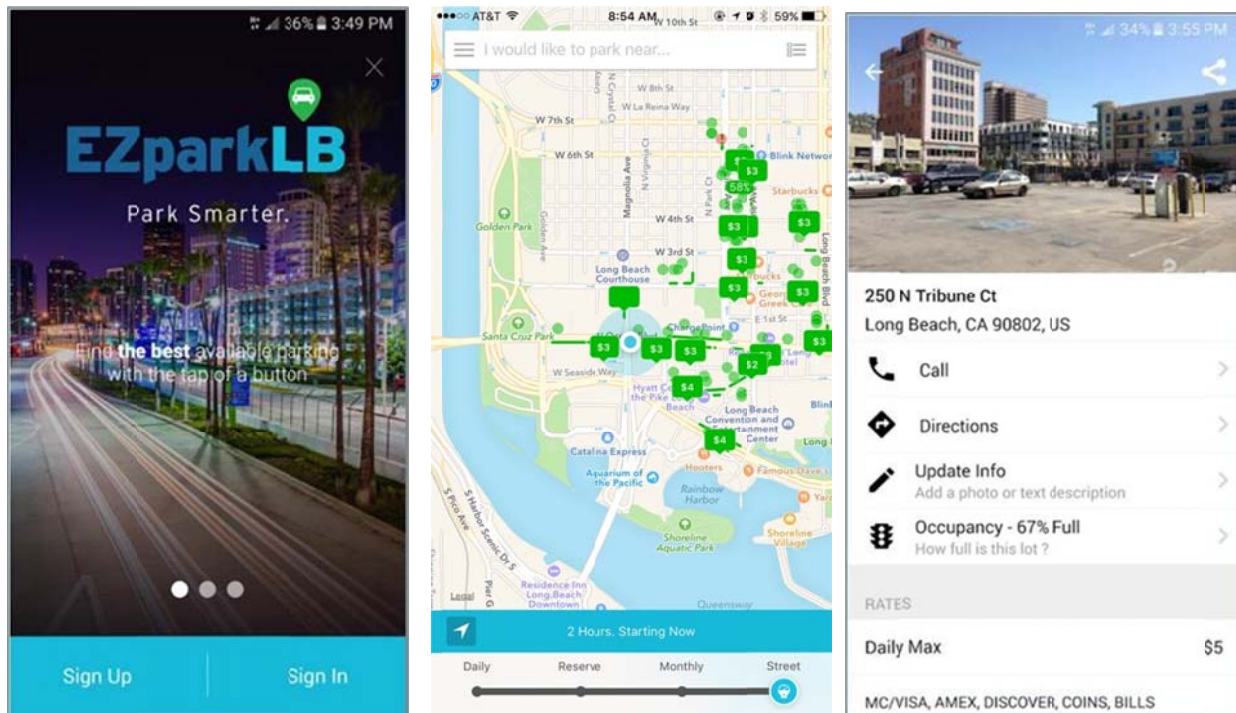
Receiving information regarding available parking in the area of a particular destination can be helpful in finding a parking space within a short amount of time. Many agencies have developed phone applications that provide real-time parking availability for downtown areas.

The City of Long Beach has developed a phone app, EZparkLB, to help visitors, employees, and residents to the Downtown area find a parking space and save time driving to search for parking. This app offers parking options based on user location or by searchable destinations and landmarks. It also offers detailed information on parking garages and lots, allowing users to view facilities and sort by pricing, payment options, hours of operations, amenities and more.

ParkMe is another app which is similar to the EZparkLB app which shows location of public parking facilities with rates and availability based on historical data. The app allows the user to set a parking timer to help avoid overstaying, overpaying or receiving a parking citation.

These applications provide useful information for visitors, employees, and residents to the Downtown area. It is recommended that these applications continue to be improved upon and also promoted to the public through a social media campaign, and other media.

FIGURE 8.3 – EZPARKLB APP SCREENSHOTS



8.1.3 Promote Knowledge of Non-Enforcement Periods

Providing information to motorists in a clearer format can increase the efficiency of parking space usage. For example, there is non-enforcement time periods for specific parking locations, but that is not clear from the signage. These non-enforcement time periods are summarized below.

Non-Enforcement Time Periods:

- Metered Parking: 6PM – 9PM (except for central areas), 9PM-9AM
- Loading Zone (yellow): 6PM-7AM

Additionally, the City could better promote the existing policy that the first two hours of parking in City Public Lots are free. These non-enforcement time periods and other parking information may not be known by some residents, employees, or visitors to the Downtown area. Providing this information through improved signage, posted on the City's website, and through social media campaigns can help improve the parking utilization within the Downtown study area.

FIGURE 8.4 – EXISTING PARKING RESTRICTION SIGNAGE IN DOWNTOWN



8.1.4 Use Smart Parking Technology

Smart parking technology includes devices that provide real-time guidance to available off-street parking spaces to help increase customer convenience and reduce the need to cruise around for parking. These devices can be part of the wayfinding signage program and provided through the City website and phone applications. These technologies and applications can also be applied to on-street parking. If used for on-street parking, the applications should work in a way that provides information on available on-street parking based on the driver's location. This will allow drivers to navigate to nearby spaces without having to quickly locate a parking space several blocks away.

8.2 PARKING PRICING RECOMMENDATIONS

Several pricing strategies can be used to encourage people to park in less utilized parking facilities. Some of these strategies are described below.

8.2.1 Implement Dynamic Parking Pricing for Metered Parking Spaces

Dynamic parking pricing is when the pricing for parking is adjusted based on the time of day when parking demand is highest. This type of pricing for metered parking spaces within the Downtown study area can help generate additional revenue from the metered parking spaces but also encourage visitors to utilize the off-street parking facilities that are currently underutilized. The dynamic parking pricing for metered parking spaces can also distribute the parking demand throughout the study area by increasing

the price of parking that is most convenient for visitors. The pricing can be adjusted based on the parking peak hours for the study area.

8.2.2 Incorporate Time-Based Rates for Desirable Parking

Replacing time limits with escalating time-based rates, especially for metered parking that is most desired, can help increase turnover and customer convenience. The escalating time-based rates would be structured so that there is an increasing rate beyond the standard 2-hour parking.

8.2.3 Pricing of On-Street versus Off-Street Parking

Existing On-Street Parking Pricing

Currently, on-street metered parking pricing in the Downtown study area varies by location but is generally \$1.00, \$1.25, or \$1.50 per hour on average. Parking at metered spaces is generally limited to a maximum of two hours. Since metered parking spaces are located adjacent to commercial destinations, these are the preferred parking spaces as they typically provide a shorter walking distance to nearby destinations. The table below shows the cost of parking at these metered spaces for one and two hours. This table shows the average cost by districts within the Downtown study area as shown in Figure 8.1. As shown in Table 8.1, the overall average cost of parking at an on-street metered space is \$1.14 for one hour and \$2.29 for two hours.

Table 8.1 – On-Street Metered Parking Cost by Hour and by District

Downtown District	Parking Cost for 1 hour	Parking Cost for 2 Hours
D1	\$1.00	\$2.00
D2	\$1.25	\$2.50
D3	\$1.00	\$2.00
D4	\$1.00	\$2.00
D5	\$1.25	\$2.50
D6	\$1.00	\$2.00
D7	\$1.50	\$3.00
Overall Average	\$1.14	\$2.29

Existing Off-Street Parking

Off-street parking costs various significantly as parking is provided through publicly and privately owned parking facilities. Parking facilities offer a daily rate and hourly rate. Table 8.2 summarizes the daily cost, average daily cost, and the cost of parking for one and two hours at parking facilities within each district.

Table 8.2 – Off-Street Parking Cost by Hour and Daily Rate by District

District	Building ID	Facility Name	Daily Rate	Avg Daily Rate	1 Hour	2 Hours
D1	A21	Magnolia and 3rd	\$10.00	\$7.50	\$10.00	\$10.00
	A22	Chestnut Avenue between 3rd street and Roble Way	\$5.00		\$5.00	\$5.00
	A8-A	Top Value Grocery Store 2	-	-	-	-
	A8-B	Top Value Grocery Store 1	-	-	-	-
D2	A1	City Place A	\$12.00	\$10.60	\$0.00	\$0.00
	A10-A	City Place B (Structure)	\$12.00		\$0.00	\$0.00
	A10-B	City Place B	\$12.00		\$0.00	\$0.00
	A24-B	Pine and 3rd	\$5.00		\$3.00	\$3.00
	A25-B	City Place C	\$12.00		\$0.00	\$0.00
	A24-A	4th and Pacific	-	-	-	-
	A2	6th and Long Beach	-	-	-	-
D3	A30	Covenant Presbyterian Church	-	-	-	-
	A31	Ace Hardware	-	-	-	-
D4	A50	Broadway (Civic Center)	\$10.00	\$12.20	\$3.50	\$8.75
	A35	Ace	\$12.00		\$12.00	\$12.00
	A47	One World Trade Center	\$17.00		\$7.00	\$14.00
	A48-A	Public Parking Courthouse	\$10.00		\$10.00	\$10.00
	A48-B	Superior Court of California	\$12.00		\$6.00	\$12.00
	A33	Cesar Chavez Elementary School Lot	-	-	-	-
	A36-A	First Congregational Church UCC	-	-	-	-
D5	A41	City East Lot	\$5.00	\$9.29	\$5.00	\$5.00
	A38	Pacific Court	\$12.50		\$5.00	\$5.00
	A39-A	200 North Pine Avenue	\$5.00		\$5.00	\$5.00
	A39-B	Promenade and 3rd Lot	\$5.00		\$5.00	\$5.00
	A40-A	PCI	\$10.00		\$6.00	\$10.00
	A40-B	235 Pacific Tower	\$8.00		\$2.00	\$4.00
	A52-B	Hubb Public Parking 100	\$12.25		\$5.25	\$10.50
	A52-C	City Center Parking	\$5.75		\$5.75	\$5.75
	A53-A	Diamond Parking Service 2	\$5.00		\$5.00	\$5.00
	A53-B	133 Promenade Walk Garage	\$5.00		\$5.00	\$5.00
	A55-A	125 Long Beach Blvd	\$5.00		\$5.00	\$5.00
	A55-C	Diamond Parking Service 3	\$11.00		\$5.00	\$5.00

District	Building ID	Facility Name	Daily Rate	Avg Daily Rate	1 Hour	2 Hours
	A56	Bank of America	\$5.00		\$5.00	\$5.00
	A61	Landmark Square	\$12.00		\$5.00	\$10.00
	A62	Renaissance Hotel	\$24.00		\$6.00	\$12.00
	A64	Avis	\$12.50		\$3.75	\$7.50
	A65	Shoreline Square	\$15.00		\$6.00	\$12.00
	A52-A	Public Parking Lot 3	-	-	-	-
	A55-B	Broadway and Long Beach Lot	-	-	-	-
D6	A57	Diamond Parking Service 4	\$5.00	\$13.00	\$3.00	\$3.00
	A66	Chase	\$12.00		\$3.75	\$7.50
	A67	Courtyard Marriot	\$22.00		\$8.00	\$14.00
	A43-B	Padre	-	-	-	-
	A44	East Village	-	-	-	-
	A45-A	Roscoe's 2	-	-	-	-
	A45-B	Roscoe's 1	-	-	-	-
	A45-C	Maru Maki Sushi	-	-	-	-
	A59	Vons	-	-	-	-
	A60	Blue Heaven	-	-	-	-
D7	A73-A	400 Oceangate	\$12.00	\$14.00	\$4.50	\$9.00
	A73-B	Molina Canter	\$17.00		\$7.00	\$14.00
	A75	444 West Ocean Blvd	\$17.00		\$1.75	\$3.50
	A80-B	East Ocean	\$15.00		\$15.00	\$15.00
	A82	Long Beach Convention & Entertainment Center	\$15.00		\$15.00	\$15.00
	A83	Aqua-Victory Park Public Parking	\$8.00		\$8.00	\$8.00
	A84	Harbor Place	\$0.00	-	\$0.00	\$0.00
	A74	Ocean Gate Tower	-	-	-	-
	A80-A	Diamond Parking Service 5	-	-	-	-
Overall Average			\$10.51	\$11.10	\$5.31	\$7.19

Note: "-" = Not Applicable

Pricing Adjustments

Parking utilization can be distributed through the use of parking pricing within the Downtown area. By adjusting the parking rates of on-street parking (meters) to be higher than off-street parking, especially within the desirable on-street parking locations, can help encourage visitors to use the public parking lots and garages, distributing the parking utilization.

City-owned parking facilities provide off-street parking for the first two hours free of charge. Parking at

these facilities for less than 2 hours is more cost-effective compared to parking at on-street metered parking. As discussed previously, wayfinding signs and providing better information about these facilities can help shift the parking demand from on-street to off-street facilities in the Downtown study area. If implementation of wayfinding and other efforts to notify visitors about using the facilities do not shift parking demand to off-street parking facilities that provide the first two hours free of charge, pricing adjustments can be made to metered parking spaces. Increasing the price per hour on metered parking spaces in high demand areas can help balance the parking demand within the Downtown study area.

8.3 ENCOURAGE INCREASED USE OF PRIVATE RESIDENTIAL PARKING

8.3.1 Garage Cleanup Days

Garage clean-up days can help encourage residents to clear out private garages that are currently used for storage instead of parking. This could be a technique used to increase the use of private off-street garages located in the Alamitos Beach study area and potentially opening up on-street parking supply. Similar to past events organized in the Belmont Shore neighborhood, the City can assist neighborhood association-led garage clean-up day through refreshments, large bins, hauling capacity, and other incentives on the day of the clean-up. With active promotion, marketing, and potential partnerships with neighborhood associations for further outreach, garage clean-up days can motivate residents to remove bulky and unwanted items from garages that could otherwise be used as off-street parking.

8.4 IMPROVE ALTERNATIVE TRANSPORTATION MODES

Many visitors travel to Long Beach from outside of the City and almost 74% of the City's residents commute to work outside of the Long Beach (ACS, 2016). However, improving existing walking and bicycling facilities and conditions can still help expand the range of destinations that are currently primarily served by parking facilities. The online survey results showed that less than half of survey respondents indicated the use of single-occupancy vehicles when traveling to Downtown and Alamitos Beach. Non-motorized forms of transportation like walking and bicycling accounted for roughly 20 percent of travel, while ridesharing services like Uber and Lyft are accounting for approximately 12 percent. In addition, visitors to these areas are more likely to drive, but are using services like Uber and Lyft at roughly the same rates as resident respondents without garage access.

As such, the City can help manage parking demand by encouraging the use of alternative transportation modes such as walking, biking, using transit, or using ridesharing apps such as Uber or Lyft. By adding new bike infrastructure, improving pedestrian safety, and improving the frequency and convenience of transit service, some may choose to substitute their car trip for a different mode and thus reduce the need for parking.

These types of improvements can help reduce parking demand by allowing visitors, employees, and residents to "park once" to reach one or multiple destinations rather than driving between them and parking at each destination. Improving alternative transportation modes can also help residents make use of remote parking facilities. For additional discussion on using alternative transportation to connect to parking lots, please see Chapter 10.

8.5 PARKING ENFORCEMENT

When providing timed loading zone areas, time limited parking, permit parking, or other parking restrictions, parking enforcement is essential to ensure that regulation is consistent, fair, and efficient. In particular, enforcement is essential to a parking management plan because it helps ensure the appropriate audience is making use of existing resources. Parking enforcement is important throughout both study areas, especially in locations where high turnover parking activity is present such as commercial areas.

Through field observations and discussions with the residents, business owners, and visitors, parking enforcement efforts in the Alamitos Beach study area occurs more frequently in some areas while other areas do not see much parking enforcement. Some residents and visitors in the central and western areas of Alamitos Beach noted that parking enforcement is strong in these areas where some have received parking citation after only a few minutes. Other areas, such as the 4th Street business district, have seen occasional parking enforcement but residents noted that in adjacent cross streets some vehicles park in the loading zone or in the time limited spaces for several hours without receiving a parking citation.

The City should balance parking enforcement throughout the Downtown and Alamitos Beach study area, specifically in the business corridors such as Broadway and 4th Street, including adjacent cross streets.

8.6 PARKING MANAGER ESTABLISHMENT

Currently the City does not have a dedicated parking manager to handle all parking related tasks. The City currently manages all parking related efforts through multiple departments, depending on the need and

situation of each particular parking task. For example, parking related efforts for beach lots, parking meters, and parking garages are managed by the Public Works department; parking violations on public property by the Police Department, parking violations on private property are managed by the Code Enforcement; and parking code requirements are managed by Development Services department.

To establish a dedicated parking manager position, the City must include this position during the General Fund budgeting process to allocate the required funds for this new position/Staff member. If such a position is created, the responsibilities would generally require parking management throughout the City, as opposed to being dedicated to handling parking issues for a particular neighborhood. This position can also be established through funding sources such as parking permit fees or a new established parking district, such as an Assessment District. In this case, the responsibilities of this new position could be dedicated to the parking district.

As the City continues to develop new parking programs, and the variety of parking restrictions, parking locations, and potentially the establishment of new parking districts, the City could evaluate the feasibility and need of establishing a new position for a dedicated parking manager to manage specific aspects of parking issues, concerns, and related tasks.

9.0 PARKING DISTRICTS

This chapter discusses the possibility of forming a parking district in the study areas. Parking districts are effective tools for local jurisdictions to alleviate certain parking problems in residential areas and/or to finance parking facilities and other public infrastructure improvements. Several indicators suggest that a parking district could be an appropriate option to pursue for the Alamitos Beach neighborhood as well as the Willmore neighborhood located on the west side of Downtown.

9.1 BASICS OF PARKING DISTRICTS

9.1.1 Preferential Parking District

The Long Beach Municipal Code Section 10.32 allows establishment of Preferential Parking Districts to alleviate certain parking problems in residential areas. These districts limit the length of time vehicles may be parked on-street, unless a valid residential permit is displayed. If a neighborhood is interested in establishing a preferential parking district, an application needs to be submitted to the City's Traffic Engineer.

Currently there are two requirements for the City to establish a preferential parking district. The first requirement is that within the study area roadways there must be at minimum of 75 percent on-street parking occupancy. The second requirement is that at least 50 percent of the vehicles parking within the study area must be registered outside of the study area. This means that vehicles from outside neighborhoods, businesses, and other surrounding uses are parking within the roadways of the study area, causing impacts to the on-street parking supply within the study area.

A Preferential Parking District (PPD) is intended for residential areas that are severely impacted by all-day commuter parking generated by a nearby facility or institution. The desired outcome of a PPD is to make available the existing amount of on-street parking to residents and their guests while balancing the needs of others who desire to park in the same area, while ensuring that non-residential land uses do not create negative impacts for a residential neighborhood. While preferential parking districts provide residents the ability to park within the geographical limits of the district, they do not necessarily guarantee the availability of a space.

Current Preferential Parking Permit Costs

City of Long Beach currently issues preferential parking permits for several neighborhoods within the City, such as the areas around Cal State University, Long Beach. Each household is allowed up to three (3) residential permits and one (1) guest preferential permit per year. The annual permit fee for each residential preferential permit or guest preferential permit is \$33.00. The permit fee is generally used to cover the operational costs of the preferential parking district.

The cost of preferential parking permits can vary depending on the size of the district, amount of permits made available, and the amount of infrastructure and operational efforts required to establish and maintain the district, such as new signage, administrative processing of applications, and enforcement costs. When establishing a new parking district, the City considers these and other factors to determine the cost of each parking permit. Table 9.1 summarizes the preferential parking programs of other similar cities and the cost of the permits.

Table 9.1 – Preferential Parking Districts in Similar Cities

City	Program	Cost of Each Permit	Maximum Number of Permits
Manhattan Beach	Downtown Residential Override Permit	\$15 for the first hangtag and \$5 each for each additional	Up to 3 permits per address (2 residential + 1 guest)
Huntington Beach	Residential Permit Parking Program	\$24 for the first permit (including 2 guest passes), \$10 for each additional permit	Up to 6 permits (up to 4 residential permits and 2 guest permits)
Redondo Beach	Preferential Parking Permits	\$15 each permit	Up to 4 permits per address (2 residential permits and 2 guest permits)
Hermosa Beach	Residential Parking Permits	\$40 each permit	One residential permit per vehicle registered in the account holder's name. One guest permit per legal address per year)
Laguna Beach	Residential Parking Permit	\$200 each permit	Up to 2 permits per address
Seal Beach	Residential and Guest Parking Permits	\$15 Residential \$20 Guest \$117 Beach Lot (Resident)	Resident Permit: Limit to 1 permit per registered vehicle with proof of registration. Guest Permit: maximum of 2 per household
San Clemente	Preferential Parking Permits	\$10 per permit	N/A
San Diego	Residential Permit Parking	\$15 per permit	Up to 4 permits per qualifying address (3 residential decals and 1 visitor permit, or 4 decals) Maximum of 1 visitor permit per address

9.1.2 Overnight Parking District

An Overnight Parking District (OPD) is intended for residential areas, similar to the Preferential Parking District (PPD) but for areas that are severely impacted by late evening and overnight parking generated by surrounding commercial or residential uses. The OPD would allow vehicles to be parked within the district during the day without any special requirements, such as a parking permit. During the late evening hours and overnight, vehicles parked within the OPD would require a parking permit. This would ensure that only residents with a parking permit within the parking district would have access to parking on-street overnight without receiving a parking citation. This type of parking district would not impact the businesses during the day as no parking permits would be required by customers parking in the OPD during the daytime hours. The OPD could also be considered for the residential neighborhood areas that are within the California Coastal Zone (CCZ) boundary, as on-street parking in the CCZ area is required to be available to the general public to access the beach areas. The CCZ boundary is discussed and shown in Section 9.2 of this report. Similar to preferential parking districts, overnight parking districts provide residents the ability to park within the geographical limits of the district, but they do not necessarily guarantee the availability of a space.

The City of Long Beach does not have guideline or municipal code related to overnight parking district. The City should consider the establishment of an overnight parking district policy to alleviate parking challenges faced by residential neighborhoods such as Alamitos Beach, Willmore, etc.

9.1.3 Parking Benefit District

A parking benefit district is designed to aid general economic development and to facilitate merchant and business cooperation. The activities in a parking and business improvement areas are financed through a special assessment that is imposed on businesses, multifamily residential developments, and mixed-use

developments located within the geographic boundaries of the district area. An assessment can be used to finance construction, acquisition, or maintenance of parking facilities in the area. A parking and business improvement district may be established by either having:

- The owners of businesses located within the geographic boundaries of the proposed parking and business improvement district submit an initiation petition to the legislative authority of the local government having jurisdiction over the area; or
- The legislative authority of the local government passes an initiation resolution to create the parking and business improvement area.

Another significant revenue source for parking improvement district is metered parking. The most prominent example is Old Pasadena's Business Improvement District (BID). City of Pasadena established the boundaries of the Old Pasadena Parking Meter Zone (PMZ). The City installed the parking meters in 1993, and then borrowed \$5 million to finance the "Old Pasadena Streetscape and Alleyways Project," with the meter revenue dedicated to repaying the debt. The bond proceeds paid for street furniture, trees, tree grates, and historic lighting fixtures throughout the area. Dilapidated alleys became safe, functional pedestrian spaces with access to shops and restaurants. The BID and PMZ proved to be a huge success and contributed greatly to Old Pasadena's revival.

Similar improvement districts can be established within the Downtown or Alamitos Beach areas to help improve the parking management, pedestrian and bike connectivity within the areas, and infrastructure improvements for roadways within the study areas. Funds generated from benefit districts could also be used to finance a dedicated parking management and operations staff position for the district area. This staff person would be able to focus on more localized programs and work collaboratively with City staff who are currently devoted to parking improvements and efficiency City-wide.

9.1.4 Assessment Districts

Assessment Districts (AD) is a mechanism by which property owners can vote to assess themselves to pay and receive services above-and-beyond (called "special benefits") what the City normally provides. Typical assessment districts formed are Landscape Maintenance Districts, Lighting and Landscape Maintenance Districts, or Community Benefit Districts. The name of the district is typically developed to represent the nature of the district.

An AD can be developed to fund various types of parking improvements or maintenance of facilities that will directly benefit the properties within the boundary of the district. The AD may be formed by the community by developing a community member group who initiates and gathers signatures for a petition from property owners within the proposed district.

The formation of a parking assessment district is subject to state regulations, based on the Parking District Law of 1951, as stated in the California Streets and Highways Code 35250-35276. The following summarizes key steps in the process, but does not include all that is stated within CA St & Hwy Code § 35250-35276. Additional details such items that need to be included within the petition are noted in Section 35251.

- *The formation of a parking district may be proposed by petition signed by the owners of real property in the proposed district, as shown by the last equalized assessment roll, owning real property of an assessed value of not less than fifty-one percent (51%) of the total assessed value of all taxable real property in the district, as shown by the assessment roll, and owning taxable land in the proposed district constituting not less than fifty-one percent (51%) of the total area of all taxable*

land in the district.

- *The petition shall be filed in the office of the clerk of the legislative body.*
- *The legislative body shall either approve the petition or reject it. If it approves the petition, it shall direct the city engineer or other competent person to make and file with it a report*
- *Upon the filing of the report, the legislative body may adopt a resolution declaring its intention to form a parking district.*
- *Pursuant to Section 54954.6 of the Government Code, the clerk of the legislative body shall mail a copy of the resolution, postage prepaid, to each person to whom real property in the district is assessed as shown on the last equalized assessment roll, at his address as shown upon the roll, and to each person, whether owner in fee or having a lien upon, or legal or equitable interest in, any real property within the district, whose name and address and a designation of the real property in which he or she is interested is on file in the office of the clerk.*
- *Any person interested and objecting to the formation of the parking district, the extent thereof, the inclusion of his property therein, the proposed acquisitions and improvements, the issuance of bonds, or to any other proposal in the resolution of intention, may file a written protest with the clerk of the legislative body at any time prior to the time fixed for the hearing.*
- *At the hearing the legislative body shall hear and determine all protests filed.*
- *The legislative body's decision on the protests shall be final and conclusive. However, if the owners of taxable real property in the district having an assessed valuation of more than one-half of the assessed valuation of all taxable real property in the district at the conclusion of the hearing have on file and not withdrawn their written protests objecting to the formation of the district, the legislative body shall find that a majority protest has been filed, and the proceeding shall be terminated. No further proceedings shall be had or taken pursuant to the petition.*
- *Written objections to any proposed change may be filed with the clerk of the legislative body by any interested person at any time prior to the hour set for hearing them.*
- *At the conclusion of the hearing fixed by the resolution of intention, if no majority protest is on file and if all protests and objections, including protests and objections to changes, have been overruled and denied, the legislative body may proceed further under this part, and may adopt an ordinance declaring that the parking district is formed and describing the acquisitions and improvements to be made.*

9.1.5 Requirements for Obtaining Parking Permits

With any type of parking district, parking permit requirements should be established in order to control the number of permits being issued and only those residents which have limited options can qualify. It is recommended that the following criteria and procedures are conducted, or similar, to issue parking permits to resident in a parking district.

- Residents within a newly established parking district within the Alamitos Beach or Downtown study area may qualify to purchase up to two parking permits per household if the following requirements are met:
 - Resident must submit a parking district permit application to the City.
 - City staff will process the application, identify the resident's property location and

conduct an in-office review of the property to determine if on-site parking is provided such as in a parking garage, dedicated parking space, driveway (for single-family residence) or other form of on-site parking.

- If the City cannot make a determination that on-site parking is or is not provided at the applicant's property, City staff will need to conduct a field inspection of the site to make final determinations.
- If the City determines that appropriate on-site parking is available and used for purposes other than parking of a vehicle, the applicant will not qualify for an on-street parking permit. (This requirement is to encourage residents to use existing on-site parking facilities for their vehicles and not occupy on-street parking.)
- If the City determines that the applicant does not have on-site parking available to them, the applicant will qualify to purchase up to two parking permits per household.
- Obtaining a parking permit does not guarantee the permit holder an on-street parking space. This will allow the permit holder to park within the district boundaries while preventing non-permit holders, from within the district and outside the district, from parking on streets within the district boundaries.
- Enforcement will also need to take place to issue citations and/or tow away vehicles without parking permits that are parked within the district boundaries.

9.2 PARKING DISTRICT IMPLEMENTATION RECOMMENDATIONS

9.2.1 Alamitos Beach

According to the City's current policy of preferential parking district, the residents in the Alamitos Beach will need to initiate the procedure of establishing a preferential overnight parking district by submitting an application to the City Traffic Engineer, if there is adequate interest/support in the neighborhood. The applicant(s) must then obtain signatures verifying support for a preferential parking district from at least two-thirds of the residents of all units of occupancy within the proposed district. Another responsibility of the applicant(s) includes testifying at a City Council meeting and paying for an application fee, etc.

Although these are the current procedures to establish a parking district, if desired by property owners in Alamitos Beach, or portions thereof, the City will assist by initiating the process and reaching out to the property owners to determine if the overall interest and desire is sufficient to move forward. The City will assist throughout this process in collaboration with property owners and neighborhood associations. The City should also evaluate the feasibility of developing a new permit parking procedure for the Alamitos Beach study area to make the process easier for residents/property owners to establish a parking district.

The parking utilization surveys conducted for this project support the current observations and experiences of residents and visitors to the Alamitos Beach neighborhood. Nearly all street segments in the Alamitos Beach neighborhood have an on-street parking utilization of over 85 percent with low turnover rates. Within the neighborhood, there is little space available to increase the number of parking spaces. Based on survey input and meetings with local neighborhood associations, many residents in Alamitos Beach indicated the willingness to pay for a parking permit if a preferential or overnight parking district were established.

The map displays the San Francisco Peninsula with a black outline indicating the 'Study Areas' and green shading indicating the 'Coastal Zone'. The map includes a legend, a scale bar (0 to 0.5 miles), and a north arrow. The map shows the coastline, major roads, and various street names.

While no funding from the City is expected to subsidize the preferential or overnight parking district, initial parking application fees shall be adequate to pay for the capital investment of establishing the district that includes:

- Signage installation
- Permit
- Application processing
- Off-street parking availability assessment

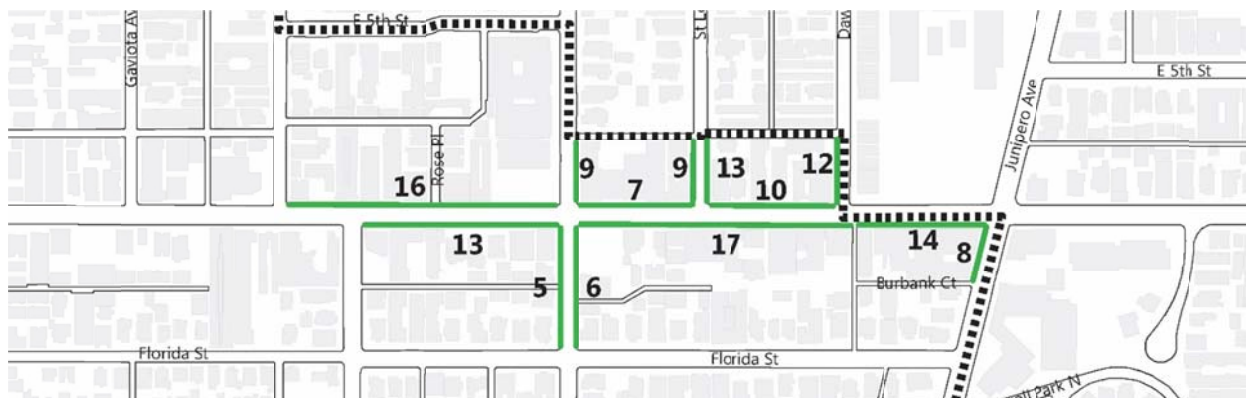
The annual renewal fee collected shall be adequate to pay for the operation and maintenance of the parking district that includes:

- Permit renewal processing
- Parking enforcement
- Signage maintenance and replacement

The pricing on the parking permits should be determined based on the number of permits expected to be issued for the new parking district, cost of City staff conducting field inspections of properties for application approval, application processing, and all costs associated with the purchase, installation, and maintenance of parking district signage, and enforcement costs. Parking permit fees can be structured with graduated pricing where the first parking permit is priced at a relatively low fee, but each additional parking permit obtained thereafter (for the same household) would cost much higher than the first parking permit. This can help reduce the amount of vehicles which are permitted to park on-street within the district boundaries and potentially providing on-street parking spaces for other residents.

The exceptions of the overnight parking district may be the northeast corner of the study area along 4th Street, near Cherry and Junipero Avenue. Commercial and office uses are concentrated in this area and businesses are currently concerned about the demand for residential parking reducing available parking availability for visitors of their businesses. It is recommended that installation and enforcement of parking meters be considered for the blocks around the northeast corner of the Alamitos Beach study area along 4th Street and adjacent cross streets. These roadway segments currently have 2-hour parking restrictions. Metered parking spaces would help contribute to higher parking turnover rates that are favorable for the businesses in the area. It is estimated that a total of approximately 139 metered parking stalls could be installed. Potential enforcement time frames can be from 10 AM to 8 PM, with 2 hours as maximum. These parking restrictions and locations can be determined based on collaboration between the City and business associations. Figure 9.2 illustrates the location and number of potential metered parking spaces that can be implemented within the 4th Street commercial area.

FIGURE 9.2 – PROPOSED NUMBER OF METERED PARKING SPACES IN ALAMITOS BEACH



The metered parking rate in Long Beach currently ranges from \$0.75 per hour in Belmont Shore to \$2.00

in the Pike. The potential metered parking rate for Alamitos Beach can be \$1.00 per hour.

It is recommended that the City coordinate and work with the local business associations to determine the feasibility of metered parking installation and to determine the needs of the businesses. This will help determine the final locations, rates, and enforcement times, and addresses other needs of businesses for their customers as well as increase the parking turnover rates. While the recommended metered placement are only within the Alamitos Beach study boundaries, additional metered parking along the Broadway business corridor, both within and outside the Alamitos Beach study area, could be considered.

Property owners in Alamitos Beach could consider creating a parking assessment district to fund some of the mid- to long-term parking recommendations including leasing remote parking facilities, providing shuttle service to those facilities (discussed in Chapter 10), and hiring a devoted parking manager. Due to state regulations, formation of the parking district must “be proposed by petition signed by the owners of real property in the proposed district...” (CA St & Hwy Code § 35250). However, once the district is formed, a three-member commission shall be appointed, “each of whom shall be a resident and qualified elector of the city” (CA St & Hwy Code § 35551). Given that Alamitos Beach is made up of primarily rental properties, the creation of a parking assessment district may require coordination and collaborative agreements between renters and property owners, particularly once the district is formed and a residential board or commission is created for oversight.

9.2.2 Downtown

According to the parking demand surveys, communities in the Willmore and East Village area are facing similar on-street parking challenges as Alamitos Beach.

Located in the northwest corner of the Downtown study area, Willmore was the first residential development in Long Beach. The land use of the neighborhood is primarily high density single-family residential and apartments, many of which were built before private cars were widely owned and used. Similar as Alamitos Beach, off-street parking is scarce and on-street parking demand is extremely high from the local residents in this area.

Similar to the Willmore area, the northeast corner of the Downtown study area, a residential neighborhood with some commercial uses in the East Village area also faces similar on-street parking challenges as Alamitos Beach. Residential land uses in this area are primarily single-family and apartments, many of which were also built before parking requirements were instituted in the City.

A particular challenge to implementing a parking district in the Willmore and East Village areas is the associated cost to be absorbed by the local residents. An annual fee for a parking permit could be a financial burden for the relative low-income neighborhood and present an equity issue. Further study is needed to evaluate whether a preferential or overnight parking district are desired by the neighborhoods and should be established within this neighborhoods and the surrounding blocks in the Willmore and East Village areas.

10.0 REMOTE PARKING OPTIONS

Another strategy to address supply constraints within the Alamitos Beach, Willmore and East Village neighborhoods is to incentivize residents to park off-site. Remote parking opportunities can be developed to make the parking spaces from one property available to those living in another property or properties. Remote parking facilities typically provide off-site parking for a set parking need, such as overnight parking for residents, during the off-peak hours of the remote parking property. Remote parking opportunities can create additional parking facilities and spaces for residents, customers, and visitors to use within the study areas.

A next step is to explore the opportunity and feasibility of remote parking sites to serve as overnight parking for residents. Instead of on-street, residents could park overnight at a remote parking facility such as a commercial business or church parking lot when there is little to no parking demand for that particular business during overnight hours. This would require an agreement from the property owner and residents to set the overnight parking agreement terms and determine how to identify permitted vehicles parked at the lot. The agreement terms may include specific days of the year where the parking lot may not be available to the residents for overnight parking due to the needs of the property owner. The agreement may include the property owner issuing parking permits, assigning parking spaces to each resident, or other means. This would be determined between the property owner and the residents and should be explored by residents and the neighborhood associations as the parking agreement would not involve the City.

10.1 PROPOSED OVERNIGHT AND ALTERNATIVE PARKING LOCATIONS

A few sites within or near the Alamitos neighborhood have a parking supply that is not currently utilized or fully occupied overnight. These locations can provide an opportunity to provide additional overnight parking for residents. There are also several locations that currently provide residential parking with the purchase of a monthly parking permit.

Table 10.1 provides a list of parking facilities that currently provide residential parking on a monthly basis and the alternative parking locations that can potentially be used for residential overnight parking with similar monthly parking permits. Figure 10.1 shows the locations of these current and potential overnight parking sites along with the five, ten, and fifteen minute walksheds from the center of the Downtown and Alamitos Beach study areas for reference.

Table 10.1 – Proposed Overnight and Alternative Parking Sites

Lots	Name	Spaces	Parking Fee
A	MOLAA	188	--
B	Seventh-day Adventist Church	53	--
C	Luther Bank Elementary School	55	--
D	Our Savior's Church	33	--
E	Alamitos Beach	143	\$28/month
F	Junipero Beach	412	\$28/month
G	555 East Ocean Garage	--	\$125/month

Below is a brief description of each site:

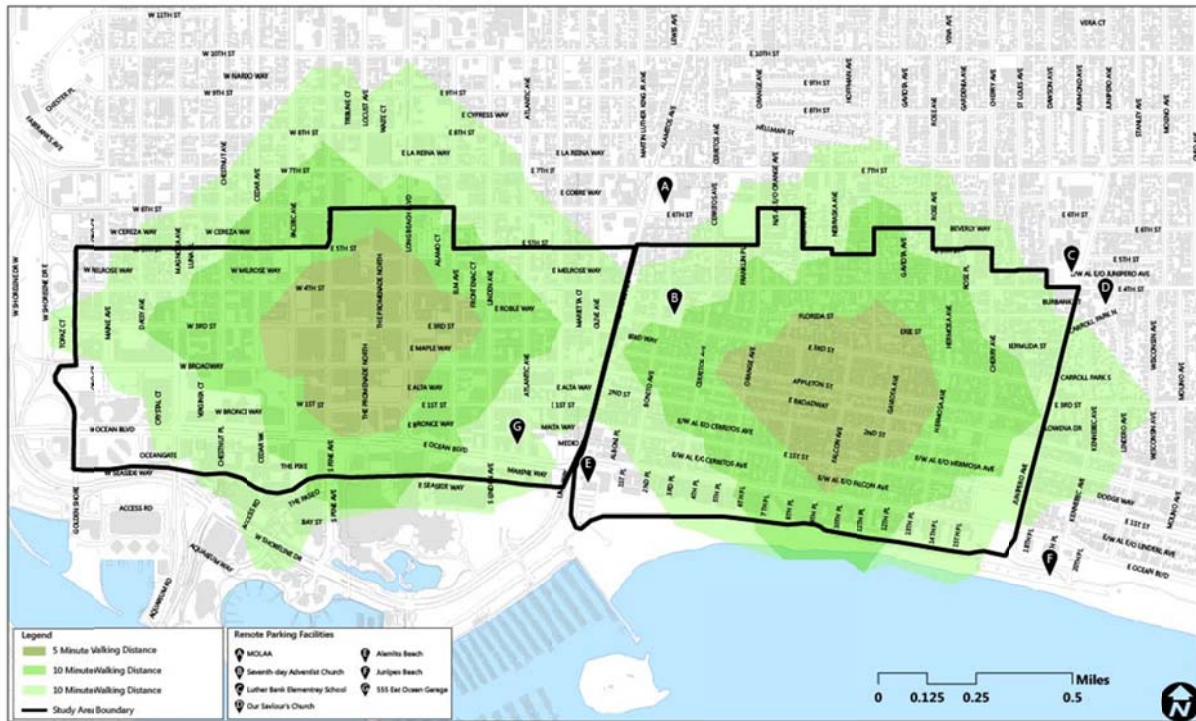
- **Museum of Latin American Art (MOLAA):** the museum is located at the northeast corner of 7th Street and Alamitos Avenue, which is only a few blocks away from the Alamitos Beach study area. It is open from 11 AM to 5 PM on Wednesday, Friday, Saturday and Sunday; and from 11 AM to 9

PM on Thursday. The museum is closed on Monday and Tuesday. The museum currently provides 188 parking spaces.

- **Seventh Day Adventist Church:** the church is located at the northeast corner of 3rd Street and Bonito Avenue, within the Alamitos Beach study area. The Church has bible study classes at 7 PM during most weekdays. There are currently 53 parking spaces provided on-site.
- **Luther Burbank Elementary School:** the elementary school is located on the west side of Junipero Avenue, between 4th Street and 6th Street, just outside the Alamitos Beach study area. There are currently 55 parking spaces provided on-site.
- **Our Savior's Lutheran Church:** the church is located at the southeast corner of 4th Street and Junipero Avenue, across the street from the Alamitos Beach study area east boundary. The Church currently has no planned events occurring after 4 PM daily, except rental events, which are required to terminate by 10 PM. There are currently 33 parking spaces provided on-site.
- **Alamitos Beach Parking:** this public parking lot is located at the southwest corner of the Downtown Study area. It is a beach serving parking facility with 143 parking spaces. Currently Long Beach residents can purchase an overnight (8 PM to 8 AM) parking permit for \$28 per month, paid annually (\$336).
- **Junipero Beach Parking:** this public parking lot is located at Junipero Avenue south of Ocean Boulevard, just outside the Alamitos Beach study area. It is a beach serving parking facility with 412 parking spaces. Currently Long Beach residents can purchase an overnight (8 PM to 8 AM) parking permit for \$28 per month, paid annually (\$336).
- **555 East Ocean Parking Garage:** this is a private parking structure located on the north side of Ocean Boulevard between Linden Avenue and Atlantic Avenue. Monthly parking permits can be purchased for \$125 per month.

Negotiations between the property owners of private parking facilities and neighborhood associations should be sought after by neighborhood associations to make the appropriate arrangements for use of private parking spaces by local residents. These agreements may include monthly permit fees for residents using the private parking lots as overnight parking. Liability concerns will need to be included in the negotiations between the neighborhood associations and property owners.

FIGURE 10.1 – PROPOSED OVERNIGHT AND ALTERNATIVE PARKING SITES



10.2 ACCESS TO OVERNIGHT AND ALTERNATIVE PARKING LOCATIONS

Given the size of the Alamitos Beach community, it would be desirable for residents and visitors to have a variety of transportation options to reach their home or final destinations from overnight and remote parking sites, within a safe environment. Similar options for the Willmore and East Village neighborhoods within the Downtown should be included. The options for providing this connectivity are listed below.

10.2.1 Long Beach Transit

Long Beach Transit (LBT) is the primary transit provider to and within the study areas. The LBT system has 34 routes and service is provided seven days a week. Long Beach Transit operates a radial oriented system where transit routes extend outward from the Transit Gallery located in Downtown Long Beach. The portion of the system serving the Downtown and Alamitos Beach study areas is shown in Figure 10.2.

LBT routes serving the Alamitos Beach neighborhood are summarized in Table 10.2. The routes provide good coverage of the Alamitos Beach neighborhood and operate from early morning to late into the evening. As the service is oriented to the downtown, connections to the City East Lot and 555 Ocean Boulevard Lot are good, but coverage to the other parking lots is less complete. Existing fixed route service would only serve a portion of the potential users of remote parking facilities.

Potential changes to the existing service routes should be explored to increase the coverage area to desired areas within Downtown and Alamitos Beach areas. These changes will need to be further explored with Long Beach Transit to determine feasibility of routes changes or bus route additions to the existing network based on community needs within the study areas.

Figure 10.2 - Transit Network Serving Study Areas

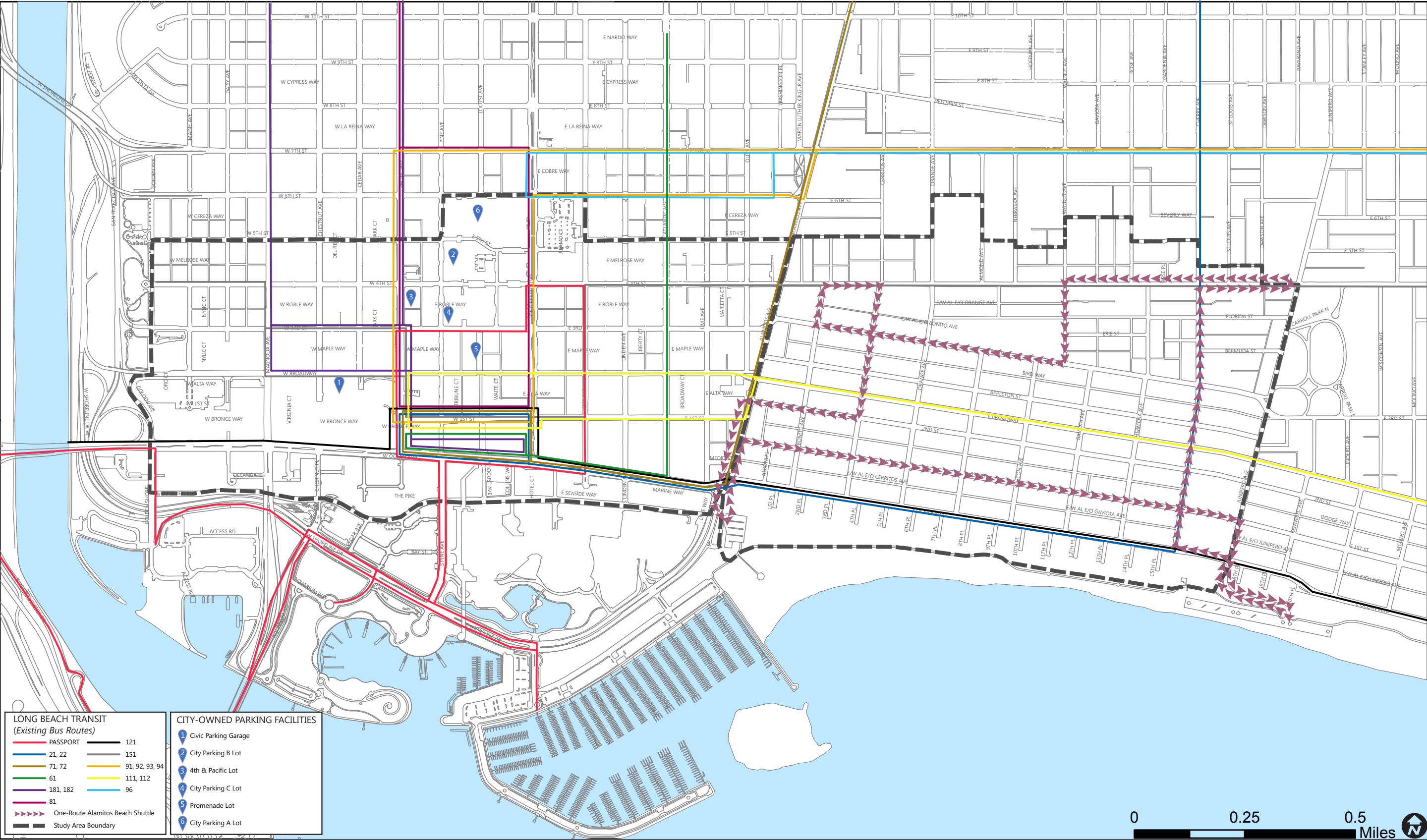


Table 10.2 – Remote Parking Service by Long Beach Transit

Route	Street	Service Span	Service Frequency Peak/Off-Peak	Proximity to Parking Lots
71/72	Alamitos Ave	5:25AM- 1:00AM	30/30	555 Ocean Blvd, Seventh Day Adventist Church
21/22	Ocean Blvd, Cherry Ave	5:00AM- 1:00AM	15/15	555 Ocean Blvd, Junipero Beach
111/112	Broadway	5:00AM- 1:00AM	20/30	555 Ocean Blvd
121	Ocean Blvd	4:50AM- 1:00AM	9/20	555 Ocean Blvd, Junipero Beach
151	4 th Street	5:25AM- 1:00AM	20/60	Luther Burbank School, Seventh Day Adventist Church, Long Beach Senior Center, MOLAA
91,92,93,94	7 th Street	4:00AM- 1:00AM	8/30	MOLAA
96	7 th Street	6:30AM-9:40AM, 1:20PM-4:30PM	6/no off-peak	
181/182	Magnolia Ave	5:55AM-9:50PM	45/45	
81	Pacific Ave	6:15AM-6:45PM	50/50	
61	Atlantic Ave	4:50AM-1:20AM	12/30	
PASSPORT	(circulates Downtown and Rainbow Harbor)	5:05AM-1:00AM	15/30	

10.2.2 Shuttle Service

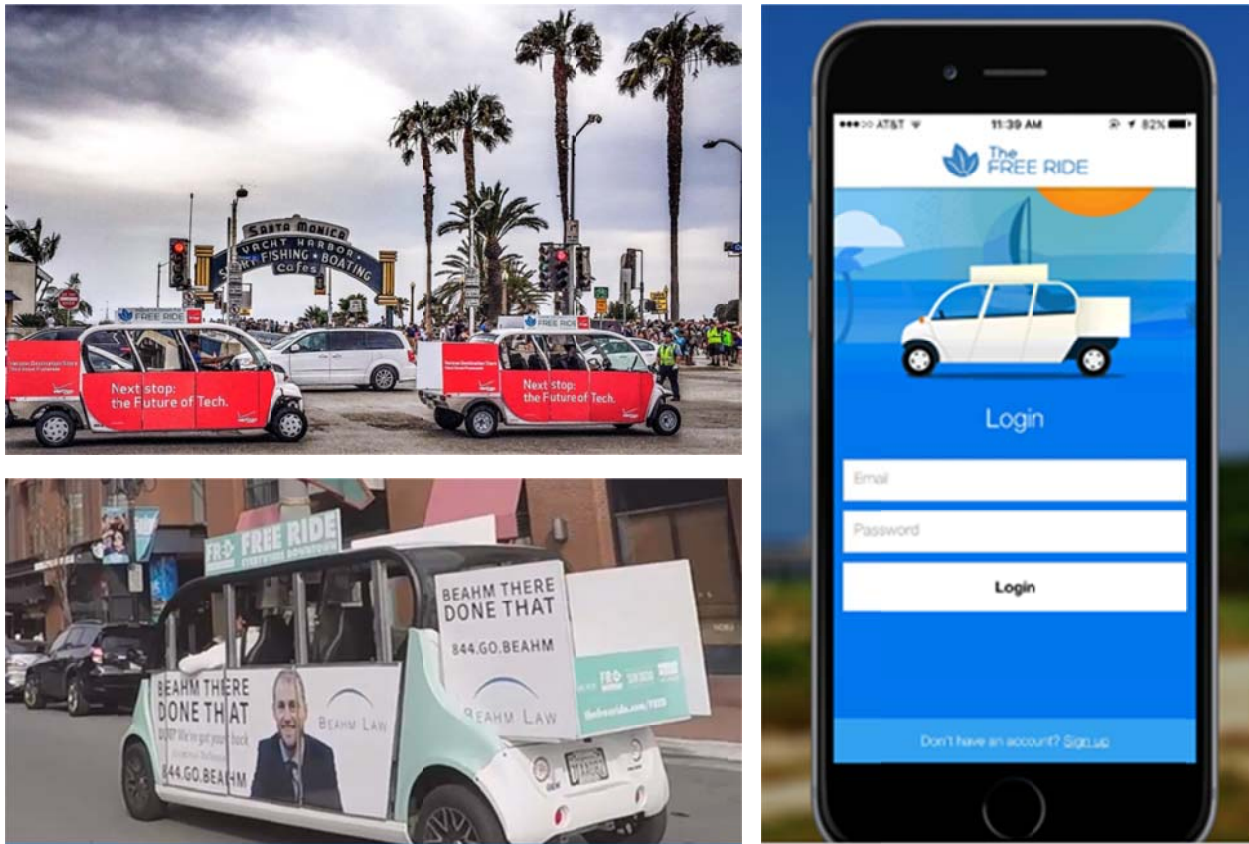
A shuttle service could be planned and operated to provide neighborhood-wide access to the remote parking locations. For this strategy, a shuttle route operating on a fixed schedule would circulate through the neighborhood providing a direct route to the remote parking locations. Shuttle vehicles typically have a passenger capacity of 20 to 22 persons and can accommodate wheel chairs. The process to establish the specific service route should involve consultation with neighborhood residents, associations and organizations. Based on current industry costs running a fixed-route circulator serving the remote and overnight parking sites with 15 to 30 minute headway would cost approximately \$370,000 annually.

Free Ride is a shuttle service operated by advertisement funds which provides free shuttle services within a study area, typically a downtown area. The Free Ride was started in 2011 on the east coast. The Free Ride is currently operated in four beach cities in California: Santa Monica, San Diego, Venice and Marina Del Ray. The major features of this service are:

- Runs gas-free electric shuttles
- Smart-phone application is available to track the real-time location of the shuttle
- The service is free to the public
- It is funded by branding/advertising opportunities
- Suitable for beach cities

City of Long Beach obtained grant funding to launch a pilot study for the Free Ride shuttle for several weeks in the summer (2018) in Downtown Long Beach. If the pilot run in Downtown Long Beach was found to be a success, the feasibility of extending the service to the Alamitos Beach neighborhood would be considered. If feasible, extending the service to commercial areas within Alamitos Beach with shuttle stops within the residential areas in between would help provide access to residents to and from remote parking facilities. However, after the pilot study was completed, the City found that the Free Ride shuttle service was too costly to continue operating in the downtown area and was not viable for long-term.

FIGURE 10.3 – FREE RIDE

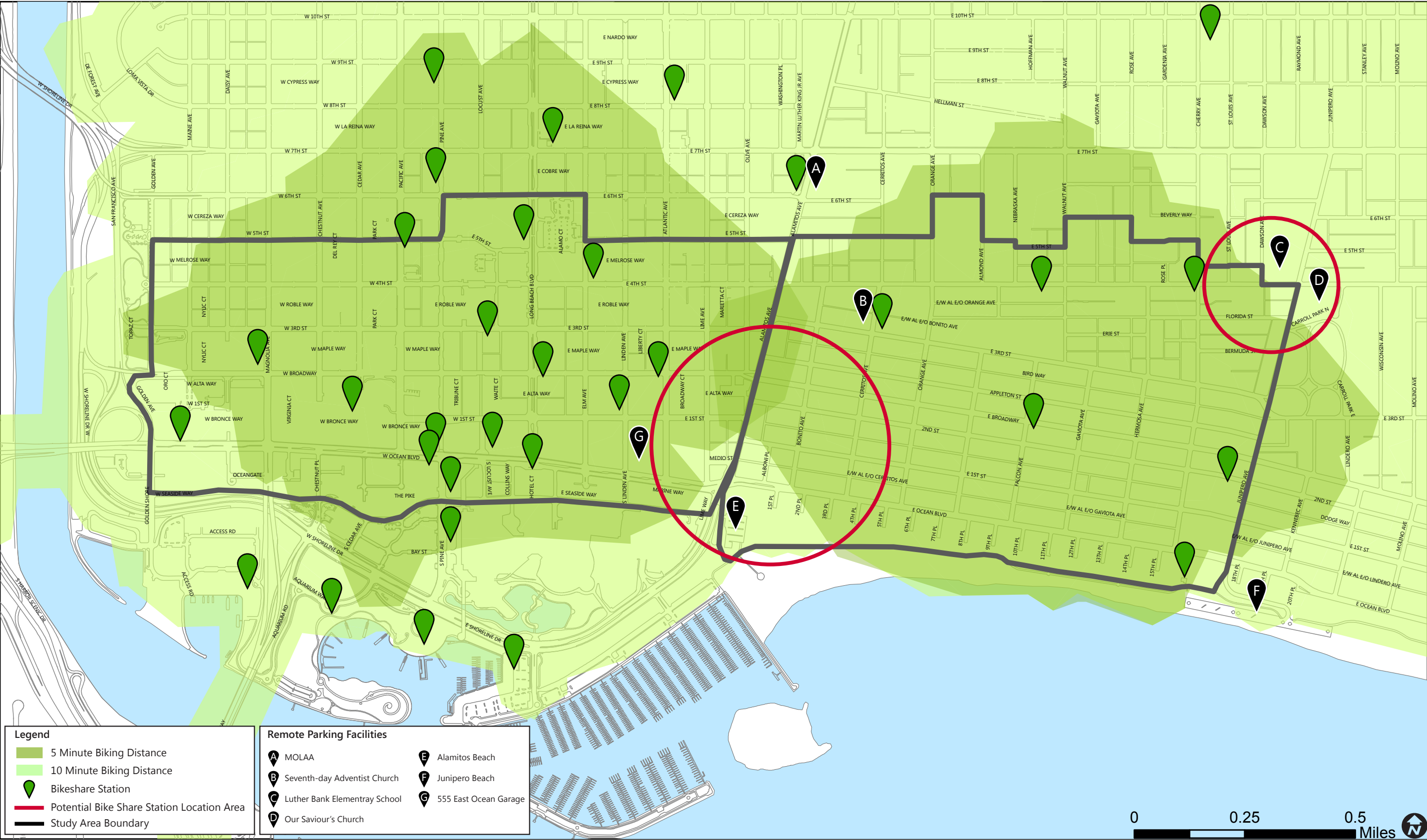


10.2.3 Bike & eScooter Share Programs

The City currently operates a bike share program with 400 bikes, 60 stations and 156 miles of bikeways. The program has enhanced the City's livability through providing additional transportation options to residents, employees, and visitors. Figure 10.4 shows five and ten minute bikesheds from the center of each study area, existing bike share locations, and the existing and potential remote parking facilities. Red circles demonstrate recommended areas where additional bike stations can be implemented to increase the bike accessibility of the existing and potential remote parking facilities.

More recently, the City has also launched a pilot program for electric scooters. Electric scooter share often requires users to download an app and scan the barcode that is located on the scooter to activate it. Scooter sharing companies like Razor and Lime already have fleets of their electric scooters deployed throughout the City at specific drop zone locations, a requirement of the City's eScooter Share Program. Both Razor and Lime are charging \$1 for the unlocking of a scooter and a subsequent 15 cents for every minute that it is used. With applications already approved, the companies Bird and Skip will also begin operations once their permit becomes active. The eScooter Share Program, still a pilot program, will run until the end of October 2018. If successful and continued, electric scooters offer a viable transportation option for short trips within the City. Drop zones can be implemented around the proposed remote parking facilities and residential areas to enhance overall accessibility of overnight lots.

FIGURE 10.4 - POTENTIAL ADDITION OF BIKE SHARE LOCATIONS



Appendix A1 – Downtown Long Beach On-street Parking Inventory

DOWNTOWN ON STREET PARKING INVENTORY							
BLOCK	STANDARD STALLS	ADA STALLS	RESERVED STALLS	LOADING ZONE	METERED STALLS	TIME LIMITED STALLS	TOTAL STALLS
A03N	10	0	0	0	0	0	10
A03W	14	0	0	0	0	0	14
A03S	14	0	0	0	0	0	14
A03E	17	0	0	0	0	0	17
A04W	16	0	0	0	0	0	16
A04N	11	0	0	0	0	0	11
A04E	15	0	0	0	0	0	15
A04S	13	1	0	0	0	0	14
A18W	11	0	0	0	0	0	11
A18N	20	0	0	0	0	0	20
A18E	16	0	0	0	0	0	16
A18S	0	0	0	0	0	0	0
A19W	16	0	0	0	0	0	16
A19S	11	1	0	0	0	0	12
A19E	12	0	0	0	0	0	12
A19N	24	0	0	0	0	0	24
A20W	15	0	0	0	0	0	15
A20S	9	0	0	0	0	0	9
A20E	13	0	0	0	0	0	13
A20N	23	0	0	0	0	0	23
A05W	17	0	0	0	0	0	17
A05S	14	0	0	0	0	0	14
A05E	12	0	0	0	0	0	12
A05N	15	0	0	0	0	0	15
A06W	14	0	0	0	0	0	14
A06S	19	1	0	0	0	0	20
A06E	27	0	0	0	0	0	27
A06N	15	0	0	0	0	0	15
A07W	14	0	0	0	0	0	14
A07N	13	0	0	0	0	0	13
A07E	16	0	0	0	0	0	16
A07S	14	0	0	0	0	0	14
A08W	29	0	0	0	0	1	30
A08N	9	0	0	0	0	1	10
A08E	0	0	0	0	0	0	0
A08S	0	0	0	0	6	2	8
A09W	0	0	0	0	0	0	0
A09N	0	0	0	0	4	0	4
A09S	0	0	0	1	6	0	7
A09E	0	0	0	1	6	2	9
A21N	27	1	0	0	0	0	28
A21E	23	0	0	0	0	0	23
A21S	0	0	0	0	0	12	12
A21W	11	0	0	0	0	0	11
A22N	25	0	0	0	0	0	25
A22E	8	0	0	4	2	1	15
A22S	0	0	0	0	0	14	14
A22W	13	0	0	0	0	0	13
A23N	0	0	0	1	14	3	18
A23E	0	0	0	0	0	0	0
A23S	0	0	0	2	5	0	7
A23W	13	3	0	0	7	0	23
A35N	8	0	0	3	0	0	11
A35E	0	0	0	2	0	9	11
A35S	0	0	0	0	6	0	6
A35W	0	0	0	0	0	17	17

DOWNTOWN ON STREET PARKING INVENTORY							
BLOCK	STANDARD STALLS	ADA STALLS	RESERVED STALLS	LOADING ZONE	METERED STALLS	TIME LIMITED STALLS	TOTAL STALLS
A34N	0	0	0	0	0	0	0
A34E	0	0	0	0	0	0	0
A34S	0	0	0	0	0	0	0
A34W	0	0	0	0	0	0	0
A36N	0	0	0	0	0	5	5
A36E	0	0	0	1	10	2	13
A36S	0	0	0	0	5	2	7
A36W	0	0	0	2	0	11	13
A37W	0	0	0	0	19	0	19
A37S	0	0	0	0	8	0	8
A37N	0	0	0	0	6	0	6
A37E	0	0	0	0	0	0	0
A24W	0	0	0	0	0	0	0
A24S	0	0	0	0	7	0	7
A24E	0	0	0	1	0	5	6
A25W	0	0	0	0	0	2	2
A25N	0	2	0	0	12	0	14
A25E	0	0	3	0	0	0	3
A25S	2	0	0	1	3	0	6
A26W	0	0	0	0	0	0	0
A26N	0	0	0	0	13	0	13
A26E	0	0	0	0	0	0	0
A26S	0	0	0	0	7	0	7
A10W	0	0	0	1	0	4	5
A10N	0	0	0	0	0	0	0
A10E	0	0	0	3	0	0	3
A10S	0	2	0	4	9	0	15
A11W	0	0	0	0	0	0	0
A11N	0	0	1	0	22	0	23
A11E	0	0	0	0	0	0	0
A11S	0	0	1	0	12	0	13
A24N	0	0	0	0	9	0	9
A33E	0	0	0	0	0	0	0
A33S	0	0	0	0	0	0	0
A33W	0	0	0	0	0	0	0
A33N	0	0	0	0	0	0	0
A01W	0	0	0	0	0	0	0
A01S	0	0	2	0	7	0	9
A01E	0	0	0	0	0	0	0
A01N	0	0	0	0	0	0	0
A02N	0	0	0	0	8	0	8
A02E	25	0	0	0	0	0	25
A02S	0	0	0	0	0	0	0
A02W	0	0	0	0	0	0	0
A12N	0	0	0	0	0	0	0
A12E	0	0	0	0	23	0	23
A12S	0	0	0	0	12	0	12
A12W	0	0	0	0	6	0	6
A13N	11	0	0	2	0	0	13
A13E	22	0	0	0	0	0	22
A13S	0	0	0	0	10	0	10
A13W	3	1	0	2	6	0	12
A14N	12	0	0	1	0	0	13
A14E	0	0	0	0	0	9	9
A14S	0	1	0	0	5	0	6
A14W	0	0	0	0	0	15	15

DOWNTOWN ON STREET PARKING INVENTORY							
BLOCK	STANDARD STALLS	ADA STALLS	RESERVED STALLS	LOADING ZONE	METERED STALLS	TIME LIMITED STALLS	TOTAL STALLS
A15N	10	2	0	0	0	0	12
A15E	26	0	0	0	0	0	26
A15S	0	0	0	0	0	11	11
A15W	0	0	0	0	0	9	9
A16N	12	1	0	0	0	0	13
A16E	17	0	0	0	0	0	17
A16S	9	0	0	1	0	2	12
A16W	15	0	0	0	0	0	15
A17N	12	0	0	0	0	0	12
A17E	12	0	0	0	0	1	13
A17S	0	0	0	0	0	5	5
A17W	25	2	0	0	0	0	27
A27N	0	0	0	1	13	2	16
A27E	0	0	0	0	9	0	9
A27S	0	0	0	0	0	9	9
A27W	0	1	0	0	0	3	4
A28N	0	0	0	0	5	1	6
A28E	22	0	0	0	0	0	22
A28S	1	1	0	1	2	4	9
A28W	0	0	0	2	10	0	12
A29W	8	0	0	0	0	0	8
A29N	0	0	0	2	5	2	9
A29E	0	0	0	0	0	14	14
A29S	0	0	0	1	7	3	11
A30W	0	0	0	0	0	14	14
A30N	0	0	0	1	0	8	9
A30E	0	0	0	0	0	23	23
A30S	14	0	0	1	0	0	15
A31S	10	2	0	0	0	0	12
A31E	10	0	0	2	0	0	12
A31N	0	0	0	0	0	13	13
A31W	15	1	0	0	0	0	16
A32N	0	0	0	0	0	11	11
A32E	7	0	0	0	0	0	7
A32S	0	0	0	0	0	2	2
A32W	18	0	0	0	0	0	18
A38W	0	0	0	0	0	0	0
A38S	0	0	0	0	4	0	4
A38N	0	0	0	0	3	2	5
A38E	0	0	0	5	0	2	7
A39W	0	0	0	0	0	6	6
A39N	0	0	0	1	7	0	8
A39E	0	0	0	0	0	0	0
A39S	0	0	0	0	8	0	8
A40W	0	0	0	0	0	0	0
A40N	0	0	0	1	0	2	3
A40E	0	0	0	0	0	0	0
A40S	0	0	0	2	6	0	8
A41N	0	0	0	0	7	2	9
A41E	0	0	0	1	12	1	14
A41S	0	0	0	0	6	0	6
A41W	0	0	0	0	4	0	4
A42N	0	0	0	0	0	0	0
A42E	28	1	0	1	0	0	30
A42S	0	0	0	0	5	0	5
A42W	0	0	0	0	7	1	8

DOWNTOWN ON STREET PARKING INVENTORY							
BLOCK	STANDARD STALLS	ADA STALLS	RESERVED STALLS	LOADING ZONE	METERED STALLS	TIME LIMITED STALLS	TOTAL STALLS
A43N	0	0	0	0	6	0	6
A43E	0	1	0	0	0	12	13
A43S	0	0	0	2	4	1	7
A43W	13	2	0	0	0	1	16
A44N	0	0	0	0	2	1	3
A44E	26	0	0	0	0	2	28
A44S	2	0	0	0	0	4	6
A44W	0	0	0	1	0	12	13
A45N	0	0	0	0	0	0	0
A45W	14	2	0	0	0	0	16
A45S	3	0	0	0	0	0	3
A45E	17	0	0	0	0	0	17
A46N	0	0	0	0	0	0	0
A46E	11	0	0	0	0	1	12
A46S	0	0	0	0	0	0	0
A46W	34	1	0	0	0	0	35
A47W	0	0	0	0	0	0	0
A47N	0	0	0	0	0	0	0
A47E	0	0	0	0	0	0	0
A48W	0	0	0	0	0	0	0
A48N	0	0	0	0	0	0	0
A48E	0	0	0	0	12	0	12
A48S	0	0	0	0	0	0	0
A47S	0	0	0	0	0	0	0
A49N	0	0	0	0	0	0	0
A49E	0	0	0	0	0	0	0
A49S	0	0	0	0	0	0	0
A49W	0	0	0	0	0	0	0
A50W	0	0	5	0	0	0	5
A50N	0	0	0	0	0	0	0
A50E	0	0	0	0	0	0	0
A50S	0	0	8	0	0	0	8
A51N	0	0	0	0	0	0	0
A51E	0	0	0	0	0	0	0
A51W	0	0	0	0	0	0	0
A51S	0	0	13	0	0	0	13
A52W	0	0	0	0	0	0	0
A52S	0	0	0	0	0	0	0
A52N	0	0	0	2	0	9	11
A52E	0	0	0	6	0	0	6
A53W	0	0	0	7	0	0	7
A53N	0	0	0	1	0	7	8
A53E	0	0	0	0	0	0	0
A53S	0	0	0	0	0	0	0
A54N	0	0	0	0	0	5	5
A54E	0	0	0	0	0	0	0
A54S	0	0	0	0	0	0	0
A54W	0	0	0	0	0	0	0
A55W	0	0	0	0	0	0	0
A55S	0	0	0	0	0	0	0
A55E	0	0	0	0	0	0	0
A55N	0	0	0	0	10	1	11
A61N	0	0	0	0	0	0	0
A61W	0	0	0	0	0	0	0
A61E	0	0	0	0	0	0	0
A61S	0	0	0	3	0	0	3

DOWNTOWN ON STREET PARKING INVENTORY							
BLOCK	STANDARD STALLS	ADA STALLS	RESERVED STALLS	LOADING ZONE	METERED STALLS	TIME LIMITED STALLS	TOTAL STALLS
A62S	0	0	0	0	0	0	0
A62E	0	0	0	0	0	0	0
A62W	0	0	0	0	0	0	0
A62N	0	0	0	0	0	0	0
A63E	0	0	0	4	0	1	5
A63N	0	0	0	0	0	0	0
A63S	0	0	0	0	0	0	0
A63W	0	0	0	0	0	0	0
A64W	0	0	0	0	0	0	0
A64S	0	0	0	0	0	0	0
A64E	0	0	0	2	0	2	4
A65N	0	0	0	0	9	0	9
A65E	0	0	0	0	16	0	16
A65S	0	0	0	3	0	0	3
A65W	0	0	0	3	2	4	9
A56N	0	0	0	0	5	0	5
A56E	0	0	0	0	18	6	24
A56S	0	0	0	0	8	0	8
A56W	0	0	0	0	0	0	0
A57N	0	0	0	1	9	1	11
A57W	0	0	0	0	9	0	9
A57S	0	0	0	0	7	4	11
A57E	0	0	0	0	17	3	20
A58N	0	0	0	2	9	0	11
A58E	7	0	0	0	0	2	9
A58S	0	0	0	0	6	2	8
A58W	0	1	0	4	6	2	13
A59N	0	0	0	0	0	12	12
A59W	0	1	0	2	0	9	12
A59S	16	2	0	0	0	0	18
A59E	26	0	0	0	0	0	26
A72N	5	0	0	2	0	0	7
A72E	0	0	0	0	0	0	0
A72S	0	0	0	0	0	0	0
A72W	0	0	0	0	0	0	0
A71W	0	0	0	2	0	6	8
A71S	12	0	0	0	0	0	12
A71E	0	0	0	0	0	0	0
A71N	0	0	0	4	0	0	4
A69S	0	0	0	0	0	0	0
A69W	0	0	0	0	0	9	9
A69E	28	3	0	0	0	2	33
A69N	17	0	0	0	0	0	17
A70E	8	0	0	1	0	1	10
A70S	14	0	0	0	0	0	14
A70W	14	1	0	0	0	0	15
A70N	0	0	0	1	0	18	19
A60N	11	1	0	0	0	0	12
A60W	21	0	0	0	0	1	22
A60S	7	0	0	0	0	0	7
A64N	0	0	0	0	0	0	0
A68N	0	0	0	0	0	0	0
A68E	0	0	0	0	0	10	10
A68S	0	0	0	0	4	4	8
A68W	0	0	0	4	3	0	7
A67S	0	0	0	0	0	0	0

DOWNTOWN ON STREET PARKING INVENTORY							
BLOCK	STANDARD STALLS	ADA STALLS	RESERVED STALLS	LOADING ZONE	METERED STALLS	TIME LIMITED STALLS	TOTAL STALLS
A67W	0	0	0	0	8	0	8
A67N	0	0	0	2	15	0	17
A67E	0	0	0	0	0	12	12
A66S	0	0	0	1	6	2	9
A66W	0	0	0	0	8	6	14
A66N	0	0	0	2	11	3	16
A66E	0	0	0	2	23	4	29
A85N	0	0	0	0	0	13	13
A85S	18	0	0	1	0	0	19
A85W	0	0	0	0	0	0	0
A85E	0	0	0	0	0	0	0
A84E	0	0	0	0	0	0	0
A84N	0	0	0	0	9	0	9
A84W	0	0	0	0	0	0	0
A84S	0	0	0	0	0	0	0
A83E	0	0	0	0	0	0	0
A83S	0	0	0	0	0	0	0
A83W	0	0	0	0	0	0	0
A83N	0	0	0	0	14	0	14
A82N	0	0	0	7	0	0	7
A82E	0	0	0	0	0	0	0
A82S	0	0	0	0	0	0	0
A82W	0	0	0	0	0	0	0
A81N	0	0	0	0	0	4	4
A81W	0	0	0	2	0	0	2
A81S	0	0	0	0	0	0	0
A81E	0	0	0	0	0	0	0
A80E	0	0	0	0	0	0	0
A80S	0	0	0	0	0	0	0
A80W	0	0	0	0	7	0	7
A80N	0	0	0	0	6	0	6
A79E	0	0	0	1	8	1	10
A79N	0	0	0	0	3	0	3
A79W	0	0	0	0	0	0	0
A79S	9	0	0	2	2	0	13
A78E	0	0	0	0	0	0	0
A78S	0	0	0	0	11	0	11
A78W	2	1	0	0	0	0	3
A78N	0	0	0	0	0	0	0
A77N	0	0	0	3	6	0	9
A77W	0	0	0	4	0	0	4
A77S	0	0	0	0	0	0	0
A76S	0	0	0	0	7	0	7
A76W	0	0	0	0	0	0	0
A76N	0	0	0	1	8	0	9
A76E	0	0	0	4	0	0	4
A75S	0	0	0	0	0	0	0
A75W	0	0	0	0	0	0	0
A75N	0	0	0	0	6	4	10
A75E	0	0	0	0	0	0	0
A74N	0	0	0	0	9	1	10
A74E	0	0	0	0	0	0	0
A74S	0	0	0	0	0	0	0
A74W	0	0	0	0	0	0	0
A73E	0	0	0	0	0	0	0
A73N	0	0	0	3	15	0	18

DOWNTOWN ON STREET PARKING INVENTORY							
BLOCK	STANDARD STALLS	ADA STALLS	RESERVED STALLS	LOADING ZONE	METERED STALLS	TIME LIMITED STALLS	TOTAL STALLS
A73S	0	0	0	0	0	0	0
A73W	0	0	0	0	0	0	0
A60E	0	0	0	0	0	0	0
A77E	0	0	0	0	0	0	0

Appendix A2 – Downtown Long Beach Off-street Parking Inventory

DOWNTOWN OFF STREET PARKING INVENTORY							
BLOCK	STARNDARD STALLS	ADA STALLS	RESERVED STALLS	LOADING ZONE Stalls	METERED STALLS	TIME LIMITED STALLS	TOTAL STALLS
A1	699	26	5	0	0	0	730
A10-A	688	15	4	0	0	2	709
A10-B	36	10	0	0	0	0	46
A2	294	16	0	0	0	4	314
A21	78	3	0	0	0	0	81
A22	32	2	0	0	0	0	34
A24-A	82	4	0	0	0	0	86
A24-B	1	2	45	0	0	0	48
A25-B	341	13	129	0	0	0	483
A30	63	6	0	0	0	0	69
A31	8	1	0	0	0	0	9
A33	8	4	57	0	0	0	69
A35	123	2	8	0	0	0	133
A36-A	10	2	18	0	0	2	32
A38	44	6	0	0	0	0	50
A39-A	105	4	16	0	0	0	125
A39-B	96	5	34	0	0	0	135
A40-A	216	3	3	0	0	0	222
A40-B	46	2	0	0	0	0	48
A41	187	8	0	0	0	0	195
A43-B	18	1	0	0	0	0	19
A44	13	0	0	0	0	0	13
A45-A	47	0	0	0	0	0	47
A45-B	22	3	0	0	0	0	25
A45-C	18	1	0	0	0	0	19
A47	869	24	439	0	0	27	1359
A48-A	86	3	0	0	0	0	89
A48-B	817	20	122	0	0	0	959
A50	104	17	555	0	0	0	676
A52-A	0	10	0	0	0	0	10
A52-B	486	2	121	0	0	18	627
A52-C	129	1	15	0	0	0	145
A53-A	43	2	3	0	0	0	48
A53-B	102	4	41	3	0	0	150
A55-A	55	3	2	0	0	0	60
A55-B	58	1	0	0	0	0	59
A55-C	126	7	0	0	0	0	133
A56	225	15	0	0	0	0	240
A57	20	1	1	0	0	0	22
A59	127	6	0	0	0	0	133
A60	0	2	0	0	0	28	30
A61	207	23	1100	0	0	0	1330
A62	266	8	95	0	0	0	369
A64	11	6	44	0	0	0	61
A65	680	23	760	0	0	0	1463
A66	207	8	102	0	0	0	317
A67	370	12	0	0	0	0	382
A73-A	260	8	93	0	0	0	361
A73-B	174	12	31	0	0	0	217
A74	210	4	6	0	0	0	220
A75	260	8	93	0	0	0	361
A80-A	57	3	0	0	0	0	60
A80-B	215	6	55	0	0	4	280
A82	736	26	10	0	0	0	772
A83	25	8	87	0	0	0	120
A84	71	2	0	0	0	7	80
A8-A	21	1	0	0	0	0	22
A8-B	74	4	0	0	0	0	78

Appendix B1 – Downtown Long Beach On-street Parking Occupancy Survey Results

BLOCK	Total Stalls	Total Stalls excluding Loading Zone	Thursday									Saturday								
			Hourly Occupancy						AM Peak Hour	PM Peak Hour		Hourly Occupancy						Midday Peak Hour	Evening Peak Hour	
			7AM	8AM	9AM	4PM	5PM	6PM				11AM	Noon	1PM	6PM	7PM	8PM			
A01S	9	9	2	3	2	6	7	5	0.22	0.67		4	5	3	7	7	6	0.56	0.78	
A02E	25	25	19	15	18	21	23	24	0.72	0.84		25	25	25	25	25	24	1.00	1.00	
A02N	8	8	7	4	3	1	0	0	0.38	0.13		0	0	1	3	3	1	0.00	0.38	
A03E	17	17	15	14	16	15	15	15	0.94	0.88		13	13	13	14	15	15	0.76	0.88	
A03N	10	10	9	6	8	7	9	9	0.80	0.70		9	8	9	10	10	10	0.80	1.00	
A03S	14	14	9	8	12	12	12	14	0.86	0.86		11	11	12	12	12	12	0.79	0.86	
A03W	14	14	13	11	11	12	12	13	0.79	0.86		11	12	13	14	14	14	0.86	1.00	
A04E	15	15	13	9	15	10	12	13	1.00	0.67		11	12	13	14	14	14	0.80	0.93	
A04N	11	11	9	7	7	8	8	8	0.64	0.73		7	8	9	11	11	11	0.73	1.00	
A04S	14	14	8	12	11	7	11	11	0.79	0.50		9	9	9	12	11	11	0.64	0.79	
A04W	16	16	13	12	15	12	14	15	0.94	0.75		14	13	14	16	16	16	0.81	1.00	
A05E	12	12	9	10	10	6	10	9	0.83	0.50		11	11	10	12	12	12	0.92	1.00	
A05N	15	15	12	13	13	11	12	13	0.87	0.73		13	13	14	14	14	14	0.87	0.93	
A05S	14	14	14	12	12	12	12	13	0.86	0.86		14	13	14	15	14	14	0.93	1.00	
A05W	17	17	10	9	14	13	15	15	0.82	0.76		12	14	15	17	16	17	0.82	0.94	
A06E	27	27	21	21	23	22	23	24	0.85	0.81		22	23	26	24	25	27	0.85	0.93	
A06N	15	15	11	10	12	12	12	13	0.80	0.80		15	11	13	15	12	14	0.73	0.80	
A06S	20	20	13	16	16	14	12	16	0.80	0.70		18	18	19	19	20	17	0.90	1.00	
A06W	14	14	12	12	13	10	11	11	0.93	0.71		13	14	14	13	13	14	1.00	0.93	
A07E	16	16	14	13	15	16	15	16	0.94	1.00		16	16	15	16	16	16	1.00	1.00	
A07N	13	13	12	8	13	11	12	13	1.00	0.85		12	13	13	13	13	13	1.00	1.00	
A07S	14	14	11	12	11	13	13	13	0.79	0.93		12	12	12	13	13	12	0.86	0.93	
A07W	14	14	12	10	14	11	12	13	1.00	0.79		14	14	13	13	13	13	1.00	0.93	
A08N	10	10	7	8	8	7	8	8	0.80	0.70		9	9	9	9	9	9	0.90	0.90	
A08S	8	8	6	2	0	0	1	4	0.00	0.00		5	6	8	8	8	8	0.75	1.00	
A08W	30	30	29	25	28	26	27	27	0.93	0.87		28	29	30	27	28	29	0.97	0.93	
A09E	9	8	1	2	0	4	6	3	0.00	0.50		5	5	7	6	5	4	0.63	0.56	
A09N	4	4	3	2	1	2	1	0	0.25	0.50		3	2	1	1	1	2	0.50	0.25	
A09S	7	6	6	5	0	0	0	1	0.00	0.00		2	5	5	5	4	6	0.83	0.57	
A10E	3	0	0	0	0	0	0	0	999.00	0.00		0	0	0	0	0	0	999.00	0.00	
A10S	15	11	1	0	0	1	3	7	0.00	0.09		3	7	11	10	10	6	0.64	0.67	
A10W	5	4	0	0	0	0	2	3	0.00	0.00		2	2	1	3	1	3	0.50	0.20	
A11N	23	23	1	0	0	17	15	12	0.00	0.74		13	16	16	21	22	20	0.70	0.96	
A11S	13	13	0	0	1	5	2	8	0.08	0.38		10	10	12	12	11	11	0.77	0.85	
A12E	23	23	16	13	5	5	3	3	0.22	0.22		13	15	23	18	17	23	0.65	0.74	
A12S	12	12	10	8	4	8	8	11	0.33	0.67		9	12	12	8	11	12	1.00	0.92	
A12W	6	6	1	1	4	3	1	2	0.67	0.50		4	4	3	1	0	0	0.67	0.00	
A13E	22	22	21	22	21	21	21	21	0.95	0.95		22	21	21	21	22	22	0.95	1.00	
A13N	13	11	11	11	11	7	10	10	1.00	0.64		10	10	11	12	12	13	0.91	0.92	
A13S	10	10	10	5	4	6	5	9	0.40	0.60		10	10	10	9	8	10	1.00	0.80	
A13W	12	10	10	4	0	8	4	6	0.00	0.80		2	7	10	11	8	10	0.70	0.67	
A14E	9	9	8	6	5	6	3	8	0.56	0.67		3	4	3	7	8	7	0.44	0.89	
A14N	13	12	9	9	9	10	9	8	0.75	0.83		10	10	10	12	10	13	0.83	0.77	
A14S	6	6	6	5	6	4	3	3	1.00	0.67		5	5	5	4	4	4	0.83	0.67	
A14W	15	15	13	15	14	15	14	14	0.93	1.00		15	13	14	15	15	14	0.87	1.00	
A15E	26	26	21	21	23	23	23	23	0.88	0.88		23	23	24	26	24	25	0.88	0.92	
A15N	12	12	12	11	11	10	10	12	0.92	0.83		10	10	10	10	11	12	0.83	0.92	
A15S	11	11	8	7	2	4	3	6	0.18	0.36		4	4	5	9	9	10	0.36	0.82	
A15W	9	9	8	5	5	3	7	8	0.56	0.33		3	2	0	8	9	8	0.22	1.00	
A16E	17	17	13	15	15	15	15	16	0.88	0.88		17	15	16	16	14	15	0.88	0.82	
A16N	13	13	7	9	10	9	9	13	0.77	0.69		13	11	11	12	12	11	0.85	0.92	
A16S	12	11	9	6	3	7	6	9	0.27	0.64		1	2	5	11	12	12	0.18	1.00	
A16W	15	15	11	13	12	11	11	11	0.80	0.73		12	12	11	13	15	15	0.80	1.00	
A17E	13	13	0	0	2	8	5	4	0.15	0.62		13	11	11	11	11	11	0.85	0.85	
A17N	12	12	9	11	10	8	9	11	0.83	0.67		8	8	11	11	11	12	0.67	0.92	
A17S	5	5	3	3	4	1	3	5	0.80	0.20		3	4	3	3	5	5	0.80	1.00	
A17W	27	27	21	23	20	21	21	22	0.74	0.78		23	20	21	27	27	27	0.74	1.00	
A18E	16	16	13	14	14	12	13	14	0.88	0.75		15	14	13	14	15	16	0.88	0.94	
A18N	20	20	17	19	19	20	19	20	0.95	1.00		19	17	17	19	20	19	0.85	1.00	
A18W	11	11	8	8	7	9	7	8	0.64	0.82		8	8	8	10	9	11	0.73	0.82	
A19E	12	12	10	10	11	10	9	10	0.92	0.83		12	11	10	11	12	12	0.92	1.00	
A19N	24	24	17	20	19	18	20	19	0.79	0.75		20	19	20	20	24	23	0.79	1.00	
A19S	12	12	10	11	10	8	10	12	0.83	0.67		9	10	11	11	11	11	0.83	0.92	

BLOCK	Total Stalls	Total Stalls excluding Loading Zone	Thursday								Saturday							
			Hourly Occupancy						AM Peak Hour	PM Peak Hour	Hourly Occupancy						Midday Peak Hour	Evening Peak Hour
			7AM	8AM	9AM	4PM	5PM	6PM			11AM	Noon	1PM	6PM	7PM	8PM		
A19W	16	16	15	14	15	15	16	12	0.94	0.94	13	15	15	15	16	16	0.94	1.00
A20E	13	13	12	12	13	12	10	12	1.00	0.92	12	11	13	12	13	13	0.85	1.00
A20N	23	23	17	23	23	21	22	22	1.00	0.91	22	23	21	23	23	23	1.00	1.00
A20S	9	9	8	9	9	9	8	8	1.00	1.00	9	9	9	9	9	9	1.00	1.00
A20W	15	15	13	13	14	13	10	11	0.93	0.87	15	14	15	14	14	14	0.93	0.93
A21E	23	23	20	22	22	22	21	22	0.96	0.96	23	23	23	23	23	23	1.00	1.00
A21N	28	28	28	26	25	26	25	26	0.89	0.93	25	24	26	25	25	27	0.86	0.89
A21S	12	12	10	12	11	7	8	8	0.92	0.58	10	9	9	9	10	12	0.75	0.83
A21W	11	11	10	10	10	10	10	10	0.91	0.91	7	9	9	11	10	10	0.82	0.91
A22E	15	11	11	9	11	10	9	13	1.00	0.91	9	9	9	11	11	10	0.82	0.73
A22N	25	25	23	23	23	22	23	23	0.92	0.88	24	24	23	21	24	25	0.96	0.96
A22S	14	14	8	12	11	6	12	12	0.79	0.43	11	12	11	12	11	13	0.86	0.79
A22W	13	13	11	12	12	11	12	12	0.92	0.85	13	13	13	13	13	13	1.00	1.00
A23N	18	17	11	5	5	2	3	15	0.29	0.12	7	9	8	17	9	17	0.53	0.50
A23S	7	5	5	5	3	2	5	7	0.60	0.40	4	2	3	6	7	6	0.40	1.00
A23W	23	23	15	16	16	16	16	23	0.70	0.70	15	16	15	23	21	23	0.70	0.91
A24E	6	5	2	2	4	4	4	2	0.80	0.80	3	4	3	0	4	5	0.80	0.67
A24N	9	9	8	7	2	4	4	2	0.22	0.44	7	7	5	1	4	8	0.78	0.44
A24S	7	7	4	6	3	2	1	5	0.43	0.29	7	7	6	6	6	7	1.00	0.86
A25E	3	3	1	3	3	0	0	0	1.00	0.00	0	2	1	0	0	0	0.67	0.00
A25N	14	14	3	1	3	6	2	8	0.21	0.43	12	9	14	13	9	8	0.64	0.64
A25S	6	5	0	0	0	1	0	2	0.00	0.20	0	0	0	3	4	3	0.00	0.67
A25W	2	2	1	2	2	2	2	1	1.00	1.00	1	1	0	2	2	2	0.50	1.00
A26N	13	13	0	2	2	5	8	10	0.15	0.38	13	13	12	13	12	12	1.00	0.92
A26S	7	7	5	6	6	6	6	4	0.86	0.86	5	7	6	6	6	6	1.00	0.86
A27E	9	9	9	8	8	7	5	9	0.89	0.78	9	9	9	8	8	9	1.00	0.89
A27N	16	15	12	7	4	10	9	9	0.27	0.67	11	15	13	16	14	13	1.00	0.88
A27S	9	9	6	3	5	3	3	5	0.56	0.33	3	8	6	1	6	9	0.89	0.67
A27W	4	4	0	2	4	4	1	0	1.00	1.00	3	1	4	0	0	0	0.25	0.00
A28E	22	22	19	20	19	21	19	21	0.86	0.95	22	22	21	21	22	22	1.00	1.00
A28N	6	6	3	2	2	2	3	4	0.33	0.33	4	6	4	6	2	2	1.00	0.33
A28S	9	8	5	8	7	5	6	9	0.88	0.63	8	8	7	6	7	9	1.00	0.78
A28W	12	10	9	5	7	6	10	12	0.70	0.60	8	10	10	10	12	12	1.00	1.00
A29E	14	14	12	7	10	8	12	12	0.71	0.57	12	12	11	11	12	14	0.86	0.86
A29N	9	7	7	7	4	6	4	8	0.57	0.86	6	6	5	4	6	8	0.86	0.67
A29S	11	10	7	5	6	7	8	10	0.60	0.70	10	10	6	9	10	9	1.00	0.91
A29W	8	8	7	5	6	5	6	6	0.75	0.63	8	8	8	7	7	7	1.00	0.88
A30E	23	23	21	21	20	21	21	22	0.87	0.91	20	21	21	20	23	23	0.91	1.00
A30N	9	8	8	4	3	4	6	8	0.38	0.50	2	5	5	8	9	7	0.63	1.00
A30S	15	14	9	9	10	11	12	11	0.71	0.79	14	14	14	14	15	15	1.00	1.00
A30W	14	14	7	8	9	11	10	12	0.64	0.79	10	12	12	10	13	14	0.86	0.93
A31E	12	10	6	4	6	5	6	9	0.60	0.50	8	8	8	11	12	11	0.80	1.00
A31N	13	13	8	6	2	5	11	12	0.15	0.38	7	7	3	9	13	13	0.54	1.00
A31S	12	12	8	7	8	7	9	10	0.67	0.58	9	9	9	11	10	12	0.75	0.83
A31W	16	16	16	15	15	14	15	16	0.94	0.88	14	15	15	16	16	16	0.94	1.00
A32E	7	7	0	0	1	0	0	0	0.14	0.00	7	4	5	5	6	6	0.57	0.86
A32N	11	11	7	5	3	5	4	4	0.27	0.45	6	4	4	10	9	8	0.36	0.82
A32S	2	2	1	0	1	0	1	0	0.50	0.00	1	1	2	0	0	1	0.50	0.00
A32W	18	18	16	15	14	17	16	15	0.78	0.94	16	17	17	16	15	18	0.94	0.83
A35E	11	9	5	7	7	7	9	11	0.78	0.78	6	7	8	10	11	11	0.78	1.00
A35N	11	8	7	8	7	7	6	10	0.88	0.88	8	7	7	11	11	11	0.88	1.00
A35S	6	6	6	5	6	5	5	5	1.00	0.83	5	5	6	4	4	5	0.83	0.67
A35W	17	17	15	16	15	12	10	11	0.88	0.71	7	9	8	14	13	13	0.53	0.76
A36E	13	12	11	8	3	7	6	10	0.25	0.58	10	8	6	11	13	13	0.67	1.00
A36N	5	5	4	5	5	2	4	5	1.00	0.40	4	5	5	5	4	5	1.00	0.80
A36S	7	7	5	4	7	5	2	3	1.00	0.71	4	4	4	2	7	7	0.57	1.00
A36W	13	11	9	10	11	10	5	10	1.00	0.91	7	8	9	11	12	12	0.73	0.92
A37N	6	6	0	0	0	0	0	0	0.00	0.00	0	0	0	0	0	0	0.00	0.00
A37S	8	8	2	1	1	2	3	2	0.13	0.25	4	3	4	3	7	7	0.38	0.88
A37W	19	19	18	15	13	4	13	16	0.68	0.21	19	16	10	16	19	19	0.84	1.00
A38E	7	2	2	2	2	2	1	3	1.00	1.00	1	2	1	7	4	5	1.00	0.57
A38N	5	5	4	4	4	4	3	3	0.80	0.80	4	2	5	3	4	4	0.40	0.80
A38S	4	4	0	2	2	3	1	3	0.50	0.75	4	4	3	4	4	4	1.00	1.00

BLOCK	Total Stalls	Total Stalls excluding Loading Zone	Thursday								Saturday							
			Hourly Occupancy						AM Peak Hour	PM Peak Hour	Hourly Occupancy						Midday Peak Hour	Evening Peak Hour
			7AM	8AM	9AM	4PM	5PM	6PM			11AM	Noon	1PM	6PM	7PM	8PM		
A39N	8	7	6	6	6	6	6	7	0.86	0.86	7	5	6	7	6	7	0.71	0.75
A39S	8	8	1	2	4	7	7	7	0.50	0.88	7	7	7	5	7	7	0.88	0.88
A39W	6	6	2	1	5	6	5	4	0.83	1.00	6	2	4	4	5	5	0.33	0.83
A40N	3	2	2	2	2	1	2	3	1.00	0.50	2	2	1	3	3	3	1.00	1.00
A40S	8	6	2	6	5	6	6	8	0.83	1.00	3	3	2	5	6	6	0.50	0.75
A41E	14	13	6	5	1	2	6	13	0.08	0.15	11	6	9	13	14	13	0.46	1.00
A41N	9	9	7	2	3	4	4	5	0.33	0.44	7	9	7	8	8	8	1.00	0.89
A41S	6	6	6	2	1	2	3	3	0.17	0.33	1	5	2	1	6	6	0.83	1.00
A41W	4	4	3	2	2	3	2	2	0.50	0.75	3	3	2	1	4	2	0.75	1.00
A42E	30	29	26	25	28	28	28	30	0.97	0.97	28	27	27	28	30	28	0.93	1.00
A42S	5	5	2	2	2	3	0	3	0.40	0.60	4	4	2	4	5	4	0.80	1.00
A42W	8	8	3	3	2	6	4	8	0.25	0.75	3	6	4	8	8	7	0.75	1.00
A43E	13	13	11	11	11	12	13	10	0.85	0.92	12	14	10	12	13	13	1.08	1.00
A43N	6	6	3	2	2	5	6	6	0.33	0.83	5	5	5	6	6	6	0.83	1.00
A43S	7	5	2	2	3	4	5	6	0.60	0.80	4	4	4	7	7	6	0.80	1.00
A43W	16	16	13	13	14	14	15	15	0.88	0.88	14	14	14	15	15	14	0.88	0.94
A44E	28	28	18	18	21	19	20	21	0.75	0.68	22	22	21	20	27	28	0.79	0.96
A44N	3	3	2	2	3	3	3	3	1.00	1.00	3	3	3	3	3	3	1.00	1.00
A44S	6	6	4	6	5	5	5	6	0.83	0.83	4	3	3	4	4	4	0.50	0.67
A44W	13	12	7	4	5	10	11	11	0.42	0.83	8	8	10	11	12	13	0.67	0.92
A45E	17	17	14	12	12	14	13	14	0.71	0.82	16	16	15	16	16	17	0.94	0.94
A45S	3	3	2	2	3	3	2	3	1.00	1.00	3	3	3	3	3	3	1.00	1.00
A45W	16	16	13	12	13	15	16	15	0.81	0.94	14	14	16	15	15	15	0.88	0.94
A46E	12	12	3	5	8	9	10	7	0.67	0.75	11	11	12	12	11	12	0.92	0.92
A46W	35	35	27	25	25	26	28	28	0.71	0.74	26	28	27	26	33	35	0.80	0.94
A48E	12	12	9	12	12	5	3	0	1.00	0.42	3	2	2	2	1	1	0.17	0.08
A50S	8	8	8	8	6	6	2	0	0.75	0.75	0	0	0	0	0	0	0.00	0.00
A50W	5	5	2	3	5	4	3	3	1.00	0.80	1	1	1	1	1	1	0.20	0.20
A51S	13	13	4	6	9	3	1	1	0.69	0.23	2	2	1	0	0	1	0.15	0.00
A52E	6	0	0	0	0	0	0	3	999.00	0.50	0	0	0	4	5	6	999.00	0.83
A52N	11	9	1	3	6	7	6	6	0.67	0.78	1	4	7	9	10	5	0.44	0.91
A53N	8	7	1	4	1	6	3	4	0.14	0.86	2	7	5	7	6	6	1.00	0.75
A53W	7	0	0	0	0	0	0	6	999.00	0.86	0	0	0	5	2	1	999.00	0.29
A54N	5	5	0	1	1	4	3	3	0.20	0.80	0	1	2	2	5	5	0.20	1.00
A55N	11	11	8	9	8	8	8	10	0.73	0.73	5	8	7	10	10	10	0.73	0.91
A56E	24	24	14	7	5	2	8	14	0.21	0.08	8	11	8	24	24	24	0.46	1.00
A56N	5	5	2	2	0	0	2	2	0.00	0.00	2	3	0	3	5	5	0.60	1.00
A56S	8	8	6	5	3	4	6	6	0.38	0.50	7	7	5	7	8	8	0.88	1.00
A57E	20	20	18	16	15	16	20	20	0.75	0.80	7	11	12	20	20	20	0.55	1.00
A57N	11	10	9	8	7	5	8	11	0.70	0.50	7	9	9	11	11	11	0.90	1.00
A57S	11	11	10	8	7	6	9	11	0.64	0.55	11	11	11	11	11	9	1.00	1.00
A57W	9	9	6	6	6	2	7	9	0.67	0.22	3	8	8	8	9	9	0.89	1.00
A58E	9	9	8	8	9	6	6	9	1.00	0.67	4	2	7	9	9	9	0.22	1.00
A58N	11	9	6	2	4	8	7	9	0.44	0.89	8	8	6	11	10	11	0.89	0.91
A58S	8	8	6	7	7	3	3	7	0.88	0.38	2	7	7	8	8	8	0.88	1.00
A58W	13	9	3	3	4	8	10	10	0.44	0.89	8	7	9	9	7	12	0.78	0.54
A59E	26	26	26	25	26	26	26	26	1.00	1.00	26	26	26	27	27	26	1.00	1.04
A59N	12	12	8	9	7	11	11	10	0.58	0.92	12	12	11	11	11	12	1.00	0.92
A59S	18	18	17	16	16	18	18	18	0.89	1.00	18	17	18	18	18	18	0.94	1.00
A59W	12	10	7	3	8	10	8	10	0.80	1.00	7	8	9	10	10	12	0.80	0.83
A60N	12	12	8	7	7	8	8	10	0.58	0.67	10	11	11	8	10	11	0.92	0.83
A60S	7	7	5	6	6	6	6	6	0.86	0.86	6	6	7	7	7	7	0.86	1.00
A60W	22	22	13	11	11	13	11	13	0.50	0.59	15	14	14	16	16	16	0.64	0.73
A61S	3	0	0	0	0	0	0	1	999.00	0.33	0	0	0	0	1	2	999.00	0.33
A63E	5	1	0	0	0	0	0	0	0.00	0.00	0	0	0	0	0	0	0.00	0.00
A64E	4	2	1	1	2	1	1	0	1.00	0.50	1	0	0	1	1	2	0.00	0.25
A65E	16	16	12	10	9	6	10	9	0.56	0.38	7	9	6	14	16	15	0.56	1.00
A65N	9	9	6	7	6	4	2	4	0.67	0.44	8	7	1	7	8	9	0.78	0.89
A65S	3	0	0	0	0	0	0	3	999.00	1.00	0	0	0	2	1	0	999.00	0.33
A65W	9	6	6	6	6	4	4	2	1.00	0.67	2	2	1	3	4	6	0.33	0.44
A66E	29	27	21	17	15	17	19	29	0.56	0.63	9	20	25	15	27	27	0.74	0.93
A66N	16	14	9	10	10	9	10	14	0.71	0.64	12	14	14	15	14	15	1.00	0.88
A66S	9	8	6	7	3	2	6	6	0.38	0.25	5	7	4	6	6	9	0.88	0.67

BLOCK	Total Stalls	Total Stalls excluding Loading Zone	Thursday								Saturday							
			Hourly Occupancy						AM Peak Hour	PM Peak Hour	Hourly Occupancy						Midday Peak Hour	Evening Peak Hour
			7AM	8AM	9AM	4PM	5PM	6PM			11AM	Noon	1PM	6PM	7PM	8PM		
A66W	14	14	9	10	7	5	7	7	0.50	0.36	3	7	8	8	8	8	0.50	0.57
A67E	12	12	10	8	11	9	11	9	0.92	0.75	9	11	11	11	11	11	0.92	0.92
A67N	17	15	8	10	10	6	13	15	0.67	0.40	15	14	15	17	8	14	0.93	0.47
A67W	8	8	6	6	5	6	8	8	0.63	0.75	6	7	8	8	8	8	0.88	1.00
A68E	10	10	8	5	7	5	7	5	0.70	0.50	9	9	5	9	10	10	0.90	1.00
A68S	8	8	5	6	5	7	7	6	0.63	0.88	6	5	6	8	7	8	0.63	0.88
A68W	7	3	3	3	3	2	3	5	1.00	0.67	3	3	3	3	2	4	1.00	0.29
A69E	33	33	28	26	28	30	31	32	0.85	0.91	32	32	33	31	32	32	0.97	0.97
A69N	17	17	17	17	16	17	17	17	0.94	1.00	16	17	17	16	17	17	1.00	1.00
A69W	9	9	8	7	8	6	7	9	0.89	0.67	8	7	8	9	10	9	0.78	1.11
A70E	10	9	3	5	5	5	7	8	0.56	0.56	7	7	8	9	10	10	0.78	1.00
A70N	19	18	7	6	9	11	15	16	0.50	0.61	14	14	14	15	18	19	0.78	0.95
A70S	14	14	11	13	12	12	13	14	0.86	0.86	13	14	13	13	14	14	1.00	1.00
A70W	15	15	11	13	12	12	12	13	0.80	0.80	12	12	11	12	15	15	0.80	1.00
A71N	4	0	0	0	0	0	0	1	999.00	0.25	0	0	0	1	0	0	999.00	0.00
A71S	12	12	8	7	9	2	8	11	0.75	0.17	11	10	6	12	10	11	0.83	0.83
A71W	8	6	5	3	4	5	3	6	0.67	0.83	6	6	5	8	8	8	1.00	1.00
A72N	7	5	3	4	4	4	4	4	0.80	0.80	4	4	4	9	7	7	0.80	1.00
A73N	18	15	9	13	14	8	5	5	0.93	0.53	1	2	2	0	0	0	0.13	0.00
A74N	10	10	7	10	10	6	4	1	1.00	0.60	4	2	1	0	0	1	0.20	0.00
A75N	10	10	6	7	6	2	4	2	0.60	0.20	4	3	0	0	2	1	0.30	0.20
A76E	4	0	0	0	0	0	0	2	999.00	0.50	0	0	0	2	3	1	999.00	0.75
A76N	9	8	7	7	8	5	4	6	1.00	0.63	4	3	6	7	8	8	0.38	0.89
A76S	7	7	3	2	4	1	1	2	0.57	0.14	7	7	7	7	7	7	1.00	1.00
A77N	9	6	5	6	3	1	1	4	0.50	0.17	4	2	2	4	6	5	0.33	0.67
A77W	4	0	0	0	0	0	0	3	999.00	0.75	0	0	0	2	3	1	999.00	0.75
A78S	11	11	5	6	3	1	5	5	0.27	0.09	11	11	11	11	11	11	1.00	1.00
A78W	3	3	0	0	2	2	3	1	0.67	0.67	1	1	3	2	2	3	0.33	0.67
A79E	10	9	0	0	0	2	1	4	0.00	0.22	0	0	9	9	10	9	0.00	1.00
A79N	3	3	1	1	0	2	0	0	0.00	0.67	0	1	3	2	3	1	0.33	1.00
A79S	13	11	6	7	7	1	1	2	0.64	0.09	6	7	8	9	11	9	0.64	0.85
A80N	6	6	1	3	3	5	3	5	0.50	0.83	2	2	4	5	6	5	0.33	1.00
A80W	7	7	0	1	0	2	2	5	0.00	0.29	0	0	7	6	7	7	0.00	1.00
A81N	4	4	3	3	4	2	2	3	1.00	0.50	0	0	0	4	4	3	0.00	1.00
A81W	2	0	0	0	0	0	0	0	999.00	0.00	0	0	0	1	1	2	999.00	0.50
A82N	7	0	0	0	0	0	0	2	999.00	0.29	0	0	0	0	0	0	999.00	0.00
A83N	14	14	8	4	3	6	4	6	0.21	0.43	9	3	6	11	14	14	0.21	1.00
A84N	9	9	8	5	4	8	6	8	0.44	0.89	9	9	8	8	9	9	1.00	1.00
A85N	13	13	8	5	5	7	7	12	0.38	0.54	12	12	9	11	11	11	0.92	0.85
A85S	19	18	14	18	18	16	17	16	1.00	0.89	15	16	16	17	18	18	0.89	0.95

Long Beach Parking Study - Downtown On-Street Metered Occupancy Survey**A01S****Weekday**

Date

4/19/2018

Day

Thursday

	STANDARD_S	ADA_STALLS	RESERVED_S	LOADING_ZO	METERED_ST	TIME_LIMIT
	0	0	2	0	7	0
7:00AM			0		2	
8:00AM			0		3	
9:00AM			0		2	
4:00PM			0		6	
5:00PM			0		7	
6:00PM			0		5	

Saturday

Date

4/21/2018

Day

Saturday

	STANDARD_S	ADA_STALLS	RESERVED_S	LOADING_ZO	METERED_ST	TIME_LIMIT
	0	0	2	0	7	0
11:00AM			0		4	
Noon			0		5	
1:00PM			0		3	
6:00PM			0		7	
7:00PM			0		7	
8:00PM			0		6	

Long Beach Parking Study - Downtown On-Street Occupancy Survey**A02E****Weekday**

Date

10/12/2017

Day

Thursday

	STANDARD_S	ADA_STALLS	RESERVED_S	LOADING_ZO	METERED_ST	TIME_LIMIT
	25	0	0	0	0	0
7:00AM	19					
8:00AM	15					
9:00AM	18					
4:00PM	21					
5:00PM	23					
6:00PM	24					

Saturday

Date

10/7/2017

Day

Saturday

	STANDARD_S	ADA_STALLS	RESERVED_S	LOADING_ZO	METERED_ST	TIME_LIMIT
	25	0	0	0	0	0
11:00AM	25					
Noon	25					
1:00PM	25					
6:00PM	25					
7:00PM	25					
8:00PM	24					

Long Beach Parking Study - Downtown On-Street Metered Occupancy Survey

A02N

Weekday

Date

4/19/2018

Day

Thursday

	STANDARD_S	ADA_STALLS	RESERVED_S	LOADING_ZO	METERED_ST	TIME_LIMIT
	0	0	0	0	8	0
7:00AM					7	
8:00AM					4	
9:00AM					3	
4:00PM					1	
5:00PM					0	
6:00PM					0	

Saturday

Date

4/21/2018

Day

Saturday

	STANDARD_S	ADA_STALLS	RESERVED_S	LOADING_ZO	METERED_ST	TIME_LIMIT
	0	0	0	0	8	0
11:00AM					0	
Noon					0	
1:00PM					1	
6:00PM					3	
7:00PM					3	
8:00PM					1	

Long Beach Parking Study - Downtown On-Street Occupancy Survey**A03W****Weekday**

Date

10/12/2017

Day

Thursday

	STANDARD_S	ADA_STALLS	RESERVED_S	LOADING_ZO	METERED_ST	TIME_LIMIT
	13	0	0	0	0	0
7:00AM	13					
8:00AM	11					
9:00AM	11					
4:00PM	12					
5:00PM	12					
6:00PM	13					

Saturday

Date

10/7/2017

Day

Saturday

	STANDARD_S	ADA_STALLS	RESERVED_S	LOADING_ZO	METERED_ST	TIME_LIMIT
	13	0	0	0	0	0
11:00AM	11					
Noon	12					
1:00PM	13					
6:00PM	14					
7:00PM	14					
8:00PM	14					

Long Beach Parking Study - Downtown On-Street Occupancy Survey**A03E****Weekday**

Date

10/12/2017

Day

Thursday

	STANDARD_S	ADA_STALLS	RESERVED_S	LOADING_ZO	METERED_ST	TIME_LIMIT
	17	0	0	0	0	0
7:00AM	15					
8:00AM	14					
9:00AM	16					
4:00PM	15					
5:00PM	15					
6:00PM	15					

Saturday

Date

10/7/2017

Day

Saturday

	STANDARD_S	ADA_STALLS	RESERVED_S	LOADING_ZO	METERED_ST	TIME_LIMIT
	17	0	0	0	0	0
11:00AM	13					
Noon	13					
1:00PM	13					
6:00PM	14					
7:00PM	15					
8:00PM	15					

Long Beach Parking Study - Downtown On-Street Occupancy Survey

A03N

Weekday

Date 10/12/2017 Day Thursday

	STANDARD_S	ADA_STALLS	RESERVED_S	LOADING_ZO	METERED_ST	TIME_LIMIT
	10	0	0	0	0	0
7:00AM	9					
8:00AM	6					
9:00AM	8					
4:00PM	7					
5:00PM	9					
6:00PM	9					

Saturday

Date 10/7/2017 Day Saturday

	STANDARD_S	ADA_STALLS	RESERVED_S	LOADING_ZO	METERED_ST	TIME_LIMIT
	10	0	0	0	0	0
11:00AM	9					
Noon	8					
1:00PM	9					
6:00PM	10					
7:00PM	10					
8:00PM	10					

Long Beach Parking Study - Downtown On-Street Occupancy Survey**A03S****Weekday**

Date

10/12/2017

Day

Thursday

	STANDARD_S	ADA_STALLS	RESERVED_S	LOADING_ZO	METERED_ST	TIME_LIMIT
	14	0	0	0	0	0
7:00AM	9					
8:00AM	8					
9:00AM	12					
4:00PM	12					
5:00PM	12					
6:00PM	14					

Saturday

Date

10/7/2017

Day

Saturday

	STANDARD_S	ADA_STALLS	RESERVED_S	LOADING_ZO	METERED_ST	TIME_LIMIT
	14	0	0	0	0	0
11:00AM	11					
Noon	11					
1:00PM	12					
6:00PM	12					
7:00PM	12					
8:00PM	12					

Long Beach Parking Study - Downtown On-Street Occupancy Survey**A04W****Weekday**

Date

10/12/2017

Day

Thursday

	STANDARD_S	ADA_STALLS	RESERVED_S	LOADING_ZO	METERED_ST	TIME_LIMIT
	13	1	0	0	0	0
7:00AM	12	1				
8:00AM	11	1				
9:00AM	14	1				
4:00PM	11	1				
5:00PM	13	1				
6:00PM	14	1				

Saturday

Date

10/7/2017

Day

Saturday

	STANDARD_S	ADA_STALLS	RESERVED_S	LOADING_ZO	METERED_ST	TIME_LIMIT
	13	1	0	0	0	0
11:00AM	13	1				
Noon	12	1				
1:00PM	13	1				
6:00PM	15	1				
7:00PM	15	1				
8:00PM	15	1				

Long Beach Parking Study - Downtown On-Street Occupancy Survey**A04E****Weekday**

Date

10/12/2017

Day

Thursday

	STANDARD_S	ADA_STALLS	RESERVED_S	LOADING_ZO	METERED_ST	TIME_LIMIT
	15	0	0	0	0	0
7:00AM	13					
8:00AM	9					
9:00AM	15					
4:00PM	10					
5:00PM	12					
6:00PM	13					

Saturday

Date

10/7/2017

Day

Saturday

	STANDARD_S	ADA_STALLS	RESERVED_S	LOADING_ZO	METERED_ST	TIME_LIMIT
	15	0	0	0	0	0
11:00AM	11					
Noon	12					
1:00PM	13					
6:00PM	14					
7:00PM	14					
8:00PM	14					

Long Beach Parking Study - Downtown On-Street Occupancy Survey**A04N****Weekday**

Date 10/12/2017

Day Thursday

	STANDARD_S	ADA_STALLS	RESERVED_S	LOADING_ZO	METERED_ST	TIME_LIMIT
	9	0	0	0	0	0
7:00AM	9					
8:00AM	7					
9:00AM	7					
4:00PM	8					
5:00PM	8					
6:00PM	8					

Saturday

Date 10/7/2017

Day Saturday

	STANDARD_S	ADA_STALLS	RESERVED_S	LOADING_ZO	METERED_ST	TIME_LIMIT
	9	0	0	0	0	0
11:00AM	7					
Noon	8					
1:00PM	9					
6:00PM	11					
7:00PM	11					
8:00PM	11					

Long Beach Parking Study - Downtown On-Street Occupancy Survey**A04S****Weekday**

Date

10/12/2017

Day

Thursday

	STANDARD_S	ADA_STALLS	RESERVED_S	LOADING_ZO	METERED_ST	TIME_LIMIT
	12	0	0	0	0	0
7:00AM	8					
8:00AM	12					
9:00AM	11					
4:00PM	7					
5:00PM	11					
6:00PM	11					

Saturday

Date

10/7/2017

Day

Saturday

	STANDARD_S	ADA_STALLS	RESERVED_S	LOADING_ZO	METERED_ST	TIME_LIMIT
	12	0	0	0	0	0
11:00AM	9					
Noon	9					
1:00PM	9					
6:00PM	12					
7:00PM	11					
8:00PM	11					

Long Beach Parking Study - Downtown On-Street Occupancy Survey**A05W****Weekday**

Date

10/12/2017

Day

Thursday

	STANDARD_S	ADA_STALLS	RESERVED_S	LOADING_ZO	METERED_ST	TIME_LIMIT
	15	0	0	0	0	0
7:00AM	10					
8:00AM	9					
9:00AM	14					
4:00PM	13					
5:00PM	15					
6:00PM	15					

Saturday

Date

10/7/2017

Day

Saturday

	STANDARD_S	ADA_STALLS	RESERVED_S	LOADING_ZO	METERED_ST	TIME_LIMIT
	15	0	0	0	0	0
11:00AM	12					
Noon	14					
1:00PM	15					
6:00PM	17					
7:00PM	16					
8:00PM	17					

Long Beach Parking Study - Downtown On-Street Occupancy Survey

A05E

Weekday

Date 10/12/2017 Day Thursday

	STANDARD_S	ADA_STALLS	RESERVED_S	LOADING_ZO	METERED_ST	TIME_LIMIT
	11	0	0	0	0	0
7:00AM	9					
8:00AM	10					
9:00AM	10					
4:00PM	6					
5:00PM	10					
6:00PM	9					

Saturday

Date 10/7/2017 Day Saturday

	STANDARD_S	ADA_STALLS	RESERVED_S	LOADING_ZO	METERED_ST	TIME_LIMIT
	11	0	0	0	0	0
11:00AM	11					
Noon	11					
1:00PM	10					
6:00PM	12					
7:00PM	12					
8:00PM	12					

Long Beach Parking Study - Downtown On-Street Occupancy Survey**A05N****Weekday**

Date

10/12/2017

Day

Thursday

	STANDARD_S	ADA_STALLS	RESERVED_S	LOADING_ZO	METERED_ST	TIME_LIMIT
	15	0	0	0	0	0
7:00AM	12					
8:00AM	13					
9:00AM	13					
4:00PM	11					
5:00PM	12					
6:00PM	13					

Saturday

Date

10/7/2017

Day

Saturday

	STANDARD_S	ADA_STALLS	RESERVED_S	LOADING_ZO	METERED_ST	TIME_LIMIT
	15	0	0	0	0	0
11:00AM	13					
Noon	13					
1:00PM	14					
6:00PM	14					
7:00PM	14					
8:00PM	14					

Long Beach Parking Study - Downtown On-Street Occupancy Survey

A05S

Weekday

Date 10/12/2017

Day Thursday

	STANDARD_S	ADA_STALLS	RESERVED_S	LOADING_ZO	METERED_ST	TIME_LIMIT
	14	0	0	0	0	0
7:00AM	14					
8:00AM	12					
9:00AM	12					
4:00PM	12					
5:00PM	12					
6:00PM	13					

Saturday

Date 10/7/2017

Day Saturday

	STANDARD_S	ADA_STALLS	RESERVED_S	LOADING_ZO	METERED_ST	TIME_LIMIT
	14	0	0	0	0	0
11:00AM	14					
Noon	13					
1:00PM	14					
6:00PM	15					
7:00PM	14					
8:00PM	14					

Long Beach Parking Study - Downtown On-Street Occupancy Survey**A06W****Weekday**

Date

10/12/2017

Day

Thursday

	STANDARD_S	ADA_STALLS	RESERVED_S	LOADING_ZO	METERED_ST	TIME_LIMIT
	12	0	0	0	0	0
7:00AM	12					
8:00AM	12					
9:00AM	13					
4:00PM	10					
5:00PM	11					
6:00PM	11					

Saturday

Date

10/7/2017

Day

Saturday

	STANDARD_S	ADA_STALLS	RESERVED_S	LOADING_ZO	METERED_ST	TIME_LIMIT
	12	0	0	0	0	0
11:00AM	13					
Noon	14					
1:00PM	14					
6:00PM	13					
7:00PM	13					
8:00PM	14					

Long Beach Parking Study - Downtown On-Street Occupancy Survey**A06E****Weekday**

Date

10/12/2017

Day

Thursday

	STANDARD_S	ADA_STALLS	RESERVED_S	LOADING_ZO	METERED_ST	TIME_LIMIT
	23	0	0	0	0	0
7:00AM	21					
8:00AM	21					
9:00AM	23					
4:00PM	22					
5:00PM	23					
6:00PM	24					

Saturday

Date

10/7/2017

Day

Saturday

	STANDARD_S	ADA_STALLS	RESERVED_S	LOADING_ZO	METERED_ST	TIME_LIMIT
	23	0	0	0	0	0
11:00AM	22					
Noon	23					
1:00PM	26					
6:00PM	24					
7:00PM	25					
8:00PM	27					

Long Beach Parking Study - Downtown On-Street Occupancy Survey**A06N****Weekday**

Date

10/12/2017

Day

Thursday

	STANDARD_S	ADA_STALLS	RESERVED_S	LOADING_ZO	METERED_ST	TIME_LIMIT
	13	0	0	0	0	0
7:00AM	11					
8:00AM	10					
9:00AM	12					
4:00PM	12					
5:00PM	12					
6:00PM	13					

Saturday

Date

10/7/2017

Day

Saturday

	STANDARD_S	ADA_STALLS	RESERVED_S	LOADING_ZO	METERED_ST	TIME_LIMIT
	13	0	0	0	0	0
11:00AM	15					
Noon	11					
1:00PM	13					
6:00PM	15					
7:00PM	12					
8:00PM	14					

Long Beach Parking Study - Downtown On-Street Occupancy Survey**A06S****Weekday**

Date 10/12/2017

Day Thursday

	STANDARD_S	ADA_STALLS	RESERVED_S	LOADING_ZO	METERED_ST	TIME_LIMIT
	16	1	0	0	0	0
7:00AM	12	1				
8:00AM	15	1				
9:00AM	15	1				
4:00PM	13	1				
5:00PM	11	1				
6:00PM	15	1				

Saturday

Date 10/7/2017

Day Saturday

	STANDARD_S	ADA_STALLS	RESERVED_S	LOADING_ZO	METERED_ST	TIME_LIMIT
	16	1	0	0	0	0
11:00AM	17	1				
Noon	17	1				
1:00PM	18	1				
6:00PM	18	1				
7:00PM	19	1				
8:00PM	16	1				

Long Beach Parking Study - Downtown On-Street Occupancy Survey

A07W

Weekday

Date 10/12/2017

Day Thursday

	STANDARD_S	ADA_STALLS	RESERVED_S	LOADING_ZO	METERED_ST	TIME_LIMIT
	12	0	0	0	0	0
7:00AM	12					
8:00AM	10					
9:00AM	14					
4:00PM	11					
5:00PM	12					
6:00PM	13					

Saturday

Date 10/7/2017

Day Saturday

	STANDARD_S	ADA_STALLS	RESERVED_S	LOADING_ZO	METERED_ST	TIME_LIMIT
	12	0	0	0	0	0
11:00AM	14					
Noon	14					
1:00PM	13					
6:00PM	13					
7:00PM	13					
8:00PM	13					

Long Beach Parking Study - Downtown On-Street Occupancy Survey**A07E****Weekday**

Date

10/12/2017

Day

Thursday

	STANDARD_S	ADA_STALLS	RESERVED_S	LOADING_ZO	METERED_ST	TIME_LIMIT
	16	0	0	0	0	0
7:00AM	14					
8:00AM	13					
9:00AM	15					
4:00PM	16					
5:00PM	15					
6:00PM	16					

Saturday

Date

10/7/2017

Day

Saturday

	STANDARD_S	ADA_STALLS	RESERVED_S	LOADING_ZO	METERED_ST	TIME_LIMIT
	16	0	0	0	0	0
11:00AM	16					
Noon	16					
1:00PM	15					
6:00PM	16					
7:00PM	16					
8:00PM	16					

Long Beach Parking Study - Downtown On-Street Occupancy Survey**A07N****Weekday**

Date

10/12/2017

Day

Thursday

	STANDARD_S	ADA_STALLS	RESERVED_S	LOADING_ZO	METERED_ST	TIME_LIMIT
	13	0	0	0	0	0
7:00AM	12					
8:00AM	8					
9:00AM	13					
4:00PM	11					
5:00PM	12					
6:00PM	13					

Saturday

Date

10/7/2017

Day

Saturday

	STANDARD_S	ADA_STALLS	RESERVED_S	LOADING_ZO	METERED_ST	TIME_LIMIT
	13	0	0	0	0	0
11:00AM	12					
Noon	13					
1:00PM	13					
6:00PM	13					
7:00PM	13					
8:00PM	13					

Long Beach Parking Study - Downtown On-Street Occupancy Survey**A07S****Weekday**

Date

10/12/2017

Day

Thursday

	STANDARD_S	ADA_STALLS	RESERVED_S	LOADING_ZO	METERED_ST	TIME_LIMIT
	14	0	0	0	0	0
7:00AM	11					
8:00AM	12					
9:00AM	11					
4:00PM	13					
5:00PM	13					
6:00PM	13					

Saturday

Date

10/7/2017

Day

Saturday

	STANDARD_S	ADA_STALLS	RESERVED_S	LOADING_ZO	METERED_ST	TIME_LIMIT
	14	0	0	0	0	0
11:00AM	12					
Noon	12					
1:00PM	12					
6:00PM	13					
7:00PM	13					
8:00PM	12					

Long Beach Parking Study - Downtown On-Street Metered Occupancy Survey**A08S****Weekday**

Date

4/19/2018

Day

Thursday

	STANDARD_S	ADA_STALLS	RESERVED_S	LOADING_ZO	METERED_ST	TIME_LIMIT
	0	0	0	0	6	2
7:00AM					6	0
8:00AM					2	0
9:00AM					0	0
4:00PM					0	0
5:00PM					0	1
6:00PM					2	2

Saturday

Date

4/21/2018

Day

Saturday

	STANDARD_S	ADA_STALLS	RESERVED_S	LOADING_ZO	METERED_ST	TIME_LIMIT
	0	0	0	0	6	2
11:00AM					4	1
Noon					5	1
1:00PM					6	2
6:00PM					6	2
7:00PM					6	2
8:00PM					6	2

Long Beach Parking Study - Downtown On-Street Occupancy Survey

A08W

Weekday

Date 10/12/2017

Day Thursday

	STANDARD_S	ADA_STALLS	RESERVED_S	LOADING_ZO	METERED_ST	TIME_LIMIT
	27	0	0	0	0	1
7:00AM	29					0
8:00AM	25					0
9:00AM	27					1
4:00PM	26					0
5:00PM	26					1
6:00PM	26					1

Saturday

Date 10/7/2017

Day Saturday

	STANDARD_S	ADA_STALLS	RESERVED_S	LOADING_ZO	METERED_ST	TIME_LIMIT
	27	0	0	0	0	1
11:00AM	27					1
Noon	28					1
1:00PM	29					1
6:00PM	26					1
7:00PM	27					1
8:00PM	28					1

Long Beach Parking Study - Downtown On-Street Occupancy Survey

A08N

Weekday

Date 10/12/2017 Day Thursday

	STANDARD_S	ADA_STALLS	RESERVED_S	LOADING_ZO	METERED_ST	TIME_LIMIT
	9	0	0	0	0	1
7:00AM	6					1
8:00AM	8					0
9:00AM	8					0
4:00PM	7					0
5:00PM	8					0
6:00PM	8					0

Saturday

Date 10/7/2017 Day Saturday

	STANDARD_S	ADA_STALLS	RESERVED_S	LOADING_ZO	METERED_ST	TIME_LIMIT
	9	0	0	0	0	1
11:00AM	8					1
Noon	8					1
1:00PM	8					1
6:00PM	8					1
7:00PM	8					1
8:00PM	8					1

Long Beach Parking Study - Downtown On-Street Metered Occupancy Survey**A09E****Weekday**

Date

4/19/2018

Day

Thursday

	STANDARD_S	ADA_STALLS	RESERVED_S	LOADING_ZO	METERED_ST	TIME_LIMIT
				1	6	2
7:00AM				0	1	0
8:00AM				0	2	0
9:00AM				0	0	0
4:00PM				0	4	0
5:00PM				0	5	1
6:00PM				0	3	0

Saturday

Date

4/21/2018

Day

Saturday

	STANDARD_S	ADA_STALLS	RESERVED_S	LOADING_ZO	METERED_ST	TIME_LIMIT
	0	0	0	1	6	2
11:00AM				0	5	0
Noon				0	5	0
1:00PM				0	5	2
6:00PM				0	5	1
7:00PM				0	5	0
8:00PM				0	4	0

Long Beach Parking Study - Downtown On-Street Metered Occupancy Survey

A09N

Weekday

Date

4/19/2018

Day

Thursday

	STANDARD_S	ADA_STALLS	RESERVED_S	LOADING_ZO	METERED_ST	TIME_LIMIT
	0	0	0	0	4	0
7:00AM					3	
8:00AM					2	
9:00AM					1	
4:00PM					2	
5:00PM					1	
6:00PM					0	

Saturday

Date

4/21/2018

Day

Saturday

	STANDARD_S	ADA_STALLS	RESERVED_S	LOADING_ZO	METERED_ST	TIME_LIMIT
	0	0	0	0	4	0
11:00AM					3	
Noon					2	
1:00PM					1	
6:00PM					1	
7:00PM					1	
8:00PM					2	

Long Beach Parking Study - Downtown On-Street Metered Occupancy Survey

A09S

Weekday

Date

3/29/2018

Day

Thursday

	STANDARD_S	ADA_STALLS	RESERVED_S	LOADING_ZO	METERED_ST	TIME_LIMIT
	0	0	0	1	6	0
7:00AM				1	6	
8:00AM				1	5	
9:00AM				0	0	
4:00PM				0	0	
5:00PM				0	0	
6:00PM				1	0	

Saturday

Date

4/21/2018

Day

Saturday

	STANDARD_S	ADA_STALLS	RESERVED_S	LOADING_ZO	METERED_ST	TIME_LIMIT
	0	0	0	1	6	0
11:00AM				0	2	
Noon				0	5	
1:00PM				0	5	
6:00PM				1	4	
7:00PM				0	4	
8:00PM				1	5	

Long Beach Parking Study - Downtown On-Street Occupancy Survey**A10E****Weekday**

Date

10/12/2017

Day

Thursday

	STANDARD_S	ADA_STALLS	RESERVED_S	LOADING_ZO	METERED_ST	TIME_LIMIT
	0	0	0	3	0	0
7:00AM				0		
8:00AM				0		
9:00AM				0		
4:00PM				0		
5:00PM				0		
6:00PM				0		

Saturday

Date

10/7/2017

Day

Saturday

	STANDARD_S	ADA_STALLS	RESERVED_S	LOADING_ZO	METERED_ST	TIME_LIMIT
	0	0	0	3	0	0
11:00AM				0		
Noon				0		
1:00PM				0		
6:00PM				0		
7:00PM				0		
8:00PM				0		

Long Beach Parking Study - Downtown On-Street Metered Occupancy Survey

A10S

Weekday

Date

4/19/2018

Day

Thursday

	STANDARD_S	ADA_STALLS	RESERVED_S	LOADING_ZO	METERED_ST	TIME_LIMIT
	0	2	0	4	9	0
7:00AM		0		0	1	
8:00AM		0		0	0	
9:00AM		0		0	0	
4:00PM		0		0	1	
5:00PM		1		0	2	
6:00PM		0		1	6	

Saturday

Date

4/21/2018

Day

Saturday

	STANDARD_S	ADA_STALLS	RESERVED_S	LOADING_ZO	METERED_ST	TIME_LIMIT
	0	2	0	4	9	0
11:00AM		2		0	1	
Noon		1		2	4	
1:00PM		2		1	8	
6:00PM		1		0	9	
7:00PM		2		0	8	
8:00PM		0		0	6	

Long Beach Parking Study - Downtown On-Street Metered Occupancy Survey**A10W****Weekday**

Date

4/19/2018

Day

Thursday

	STANDARD_S	ADA_STALLS	RESERVED_S	LOADING_ZO	METERED_ST	TIME_LIMIT
	0	0	0	1	0	4
7:00AM				0		0
8:00AM				0		0
9:00AM				0		0
4:00PM				1		0
5:00PM				0		2
6:00PM				0		3

Saturday

Date

4/21/2018

Day

Saturday

	STANDARD_S	ADA_STALLS	RESERVED_S	LOADING_ZO	METERED_ST	TIME_LIMIT
	0	0	0	1	0	4
11:00AM				0		2
Noon				0		2
1:00PM				0		1
6:00PM				0		3
7:00PM				0		1
8:00PM				0		3

Long Beach Parking Study - Downtown On-Street Metered Occupancy Survey

AIIN

Weekday

Date 4/19/2018 Day Thursday

	STANDARD_S	ADA_STALLS	RESERVED_S	LOADING_ZO	METERED_ST	TIME_LIMIT
	0	0	1	0	22	0
7:00AM			0		1	
8:00AM			0		0	
9:00AM			0		0	
4:00PM			0		17	
5:00PM			0		15	
6:00PM			0		12	

Saturday

Date 4/21/2018 Day Saturday

	STANDARD_S	ADA_STALLS	RESERVED_S	LOADING_ZO	METERED_ST	TIME_LIMIT
	0	0	1	0	22	0
11:00AM			0		13	
Noon			0		16	
1:00PM			0		16	
6:00PM			0		21	
7:00PM			0		22	
8:00PM			0		20	

Long Beach Parking Study - Downtown On-Street Metered Occupancy Survey

AIIS

Weekday

Date

4/19/2018

Day

Thursday

	STANDARD_S	ADA_STALLS	RESERVED_S	LOADING_ZO	METERED_ST	TIME_LIMIT
	0	0	1	0	12	0
7:00AM			0		0	
8:00AM			0		0	
9:00AM			0		1	
4:00PM			0		5	
5:00PM			0		2	
6:00PM			0		8	

Saturday

Date

4/21/2018

Day

Saturday

	STANDARD_S	ADA_STALLS	RESERVED_S	LOADING_ZO	METERED_ST	TIME_LIMIT
	0	0	1	0	12	0
11:00AM			0		10	
Noon			0		10	
1:00PM			0		12	
6:00PM			0		12	
7:00PM			0		11	
8:00PM			0		11	

Long Beach Parking Study - Downtown On-Street Metered Occupancy Survey**A12E****Weekday**

Date

4/19/2018

Day

Thursday

	STANDARD_S	ADA_STALLS	RESERVED_S	LOADING_ZO	METERED_ST	TIME_LIMIT
	0	0	0	0	23	0
7:00AM					16	
8:00AM					13	
9:00AM					5	
4:00PM					5	
5:00PM					3	
6:00PM					3	

Saturday

Date

4/21/2018

Day

Saturday

	STANDARD_S	ADA_STALLS	RESERVED_S	LOADING_ZO	METERED_ST	TIME_LIMIT
	0	0	0	0	23	0
11:00AM					13	
Noon					15	
1:00PM					23	
6:00PM					18	
7:00PM					17	
8:00PM					23	

Long Beach Parking Study - Downtown On-Street Metered Occupancy Survey

A12S

Weekday

Date

4/19/2018

Day

Thursday

	STANDARD_S	ADA_STALLS	RESERVED_S	LOADING_ZO	METERED_ST	TIME_LIMIT
	0	0	0	0	12	0
7:00AM					10	
8:00AM					8	
9:00AM					4	
4:00PM					8	
5:00PM					8	
6:00PM					11	

Saturday

Date

4/21/2018

Day

Saturday

	STANDARD_S	ADA_STALLS	RESERVED_S	LOADING_ZO	METERED_ST	TIME_LIMIT
	0	0	0	0	12	0
11:00AM					9	
Noon					12	
1:00PM					12	
6:00PM					8	
7:00PM					11	
8:00PM					12	

Long Beach Parking Study - Downtown On-Street Metered Occupancy Survey

A12W

Weekday

Date

4/19/2018

Day

Thursday

	STANDARD_S	ADA_STALLS	RESERVED_S	LOADING_ZO	METERED_ST	TIME_LIMIT
	0	0	0	0	6	0
7:00AM					1	
8:00AM					1	
9:00AM					4	
4:00PM					3	
5:00PM					1	
6:00PM					2	

Saturday

Date

4/21/2018

Day

Saturday

	STANDARD_S	ADA_STALLS	RESERVED_S	LOADING_ZO	METERED_ST	TIME_LIMIT
	0	0	0	0	6	0
11:00AM					4	
Noon					4	
1:00PM					3	
6:00PM					1	
7:00PM					0	
8:00PM					0	

Long Beach Parking Study - Downtown On-Street Metered Occupancy Survey**A13S****Weekday**

Date

4/19/2018

Day

Thursday

	STANDARD_S	ADA_STALLS	RESERVED_S	LOADING_ZO	METERED_ST	TIME_LIMIT
	0	0	0	0	10	0
7:00AM					10	
8:00AM					5	
9:00AM					4	
4:00PM					6	
5:00PM					5	
6:00PM					9	

Saturday

Date

4/21/2018

Day

Saturday

	STANDARD_S	ADA_STALLS	RESERVED_S	LOADING_ZO	METERED_ST	TIME_LIMIT
	0	0	0	0	10	0
11:00AM					10	
Noon					10	
1:00PM					10	
6:00PM					9	
7:00PM					8	
8:00PM					10	

Long Beach Parking Study - Downtown On-Street Metered Occupancy Survey

A13W

Weekday

Date

4/19/2018

Day

Thursday

	STANDARD_S	ADA_STALLS	RESERVED_S	LOADING_ZO	METERED_ST	TIME_LIMIT
	3	1	0	2	6	0
7:00AM	3	1		1	6	
8:00AM	0	1		0	3	
9:00AM	0	0		0	0	
4:00PM	1	1		2	6	
5:00PM	0	1		2	4	
6:00PM	0	0		2	4	

Saturday

Date

4/21/2018

Day

Saturday

	STANDARD_S	ADA_STALLS	RESERVED_S	LOADING_ZO	METERED_ST	TIME_LIMIT
	3	1	0	2	6	0
11:00AM	0	0		0	2	
Noon	3	0		0	4	
1:00PM	3	1		1	6	
6:00PM	3	1		3	4	
7:00PM	1	0		2	5	
8:00PM	3	1		0	6	

Long Beach Parking Study - Downtown On-Street Occupancy Survey**A13E****Weekday**

Date 10/12/2017

Day Thursday

	STANDARD_S	ADA_STALLS	RESERVED_S	LOADING_ZO	METERED_ST	TIME_LIMIT
	17	0	0	0	0	0
7:00AM	21					
8:00AM	22					
9:00AM	21					
4:00PM	21					
5:00PM	21					
6:00PM	21					

Saturday

Date 10/7/2017

Day Saturday

	STANDARD_S	ADA_STALLS	RESERVED_S	LOADING_ZO	METERED_ST	TIME_LIMIT
	17	0	0	0	0	0
11:00AM	22					
Noon	21					
1:00PM	21					
6:00PM	21					
7:00PM	22					
8:00PM	22					

Long Beach Parking Study - Downtown On-Street Occupancy Survey

A13N

Weekday

Date 10/12/2017

Day Thursday

	STANDARD_S	ADA_STALLS	RESERVED_S	LOADING_ZO	METERED_ST	TIME_LIMIT
	9	0	0	2	0	0
7:00AM	11			1		
8:00AM	11			0		
9:00AM	11			0		
4:00PM	7			0		
5:00PM	10			0		
6:00PM	10			0		

Saturday

Date 10/7/2017

Day Saturday

	STANDARD_S	ADA_STALLS	RESERVED_S	LOADING_ZO	METERED_ST	TIME_LIMIT
	9	0	0	2	0	0
11:00AM	10			1		
Noon	10			1		
1:00PM	11			2		
6:00PM	11			1		
7:00PM	11			1		
8:00PM	11			2		

Long Beach Parking Study - Downtown On-Street Occupancy Survey**A14W****Weekday**

Date

10/12/2017

Day

Thursday

	STANDARD_S	ADA_STALLS	RESERVED_S	LOADING_ZO	METERED_ST	TIME_LIMIT
	0	0	0	0	0	11
7:00AM	13					
8:00AM	15					
9:00AM	14					
4:00PM	15					
5:00PM	14					
6:00PM	14					

Saturday

Date

10/7/2017

Day

Saturday

	STANDARD_S	ADA_STALLS	RESERVED_S	LOADING_ZO	METERED_ST	TIME_LIMIT
	0	0	0	0	0	11
11:00AM	15					
Noon	13					
1:00PM	14					
6:00PM	15					
7:00PM	15					
8:00PM	14					

Long Beach Parking Study - Downtown On-Street Occupancy Survey**A14E****Weekday**

Date 10/12/2017

Day Thursday

	STANDARD_S	ADA_STALLS	RESERVED_S	LOADING_ZO	METERED_ST	TIME_LIMIT
	0	0	0	0	0	9
7:00AM						8
8:00AM						6
9:00AM						5
4:00PM						6
5:00PM						3
6:00PM						8

Saturday

Date 10/7/2017

Day Saturday

	STANDARD_S	ADA_STALLS	RESERVED_S	LOADING_ZO	METERED_ST	TIME_LIMIT
	0	0	0	0	0	9
11:00AM						3
Noon						4
1:00PM						3
6:00PM						7
7:00PM						8
8:00PM						7

Long Beach Parking Study - Downtown On-Street Occupancy Survey**A14N****Weekday**

Date

10/12/2017

Day

Thursday

	STANDARD_S	ADA_STALLS	RESERVED_S	LOADING_ZO	METERED_ST	TIME_LIMIT
	10	0	0	1	0	0
7:00AM	9			1		
8:00AM	9			0		
9:00AM	9			0		
4:00PM	10			0		
5:00PM	9			0		
6:00PM	8			0		

Saturday

Date

10/7/2017

Day

Saturday

	STANDARD_S	ADA_STALLS	RESERVED_S	LOADING_ZO	METERED_ST	TIME_LIMIT
	10	0	0	1	0	0
11:00AM	10			1		
Noon	10			1		
1:00PM	10			0		
6:00PM	11			1		
7:00PM	10			0		
8:00PM	12			1		

Long Beach Parking Study - Downtown On-Street Metered Occupancy Survey

A14S

Weekday

Date

4/19/2018

Day

Thursday

	STANDARD_S	ADA_STALLS	RESERVED_S	LOADING_ZO	METERED_ST	TIME_LIMIT
	0	1	0	0	5	0
7:00AM		1			5	
8:00AM		1			4	
9:00AM		1			5	
4:00PM		1			3	
5:00PM		0			3	
6:00PM		0			3	

Saturday

Date

4/21/2018

Day

Saturday

	STANDARD_S	ADA_STALLS	RESERVED_S	LOADING_ZO	METERED_ST	TIME_LIMIT
	0	1	0	0	5	0
11:00AM		0			5	
Noon		0			5	
1:00PM		0			5	
6:00PM		0			4	
7:00PM		0			4	
8:00PM		0			4	

Long Beach Parking Study - Downtown On-Street Occupancy Survey**A15E****Weekday**

Date

10/12/2017

Day

Thursday

	STANDARD_S	ADA_STALLS	RESERVED_S	LOADING_ZO	METERED_ST	TIME_LIMIT
	23	0	0	0	0	0
7:00AM	21					
8:00AM	21					
9:00AM	23					
4:00PM	23					
5:00PM	23					
6:00PM	23					

Saturday

Date

10/7/2017

Day

Saturday

	STANDARD_S	ADA_STALLS	RESERVED_S	LOADING_ZO	METERED_ST	TIME_LIMIT
	23	0	0	0	0	0
11:00AM	23					
Noon	23					
1:00PM	24					
6:00PM	26					
7:00PM	24					
8:00PM	25					

Long Beach Parking Study - Downtown On-Street Occupancy Survey**A15N****Weekday**

Date

10/12/2017

Day

Thursday

	STANDARD_S	ADA_STALLS	RESERVED_S	LOADING_ZO	METERED_ST	TIME_LIMIT
	10	2	0	0	0	0
7:00AM	10	2				
8:00AM	10	1				
9:00AM	10	1				
4:00PM	10	0				
5:00PM	10	0				
6:00PM	11	1				

Saturday

Date

10/7/2017

Day

Saturday

	STANDARD_S	ADA_STALLS	RESERVED_S	LOADING_ZO	METERED_ST	TIME_LIMIT
	10	2	0	0	0	0
11:00AM	10	0				
Noon	10	0				
1:00PM	10	0				
6:00PM	10	0				
7:00PM	10	1				
8:00PM	10	2				

Long Beach Parking Study - Downtown On-Street Occupancy Survey**A15S****Weekday**

Date

10/12/2017

Day

Thursday

	STANDARD_S	ADA_STALLS	RESERVED_S	LOADING_ZO	METERED_ST	TIME_LIMIT
	0	0	0	0	0	9
7:00AM						8
8:00AM						7
9:00AM						2
4:00PM						4
5:00PM						3
6:00PM						6

Saturday

Date

10/7/2017

Day

Saturday

	STANDARD_S	ADA_STALLS	RESERVED_S	LOADING_ZO	METERED_ST	TIME_LIMIT
	0	0	0	0	0	9
11:00AM						4
Noon						4
1:00PM						5
6:00PM						9
7:00PM						9
8:00PM						10

Long Beach Parking Study - Downtown On-Street Occupancy Survey**A15W****Weekday**

Date

10/12/2017

Day

Thursday

	STANDARD_S	ADA_STALLS	RESERVED_S	LOADING_ZO	METERED_ST	TIME_LIMIT
	0	0	0	0	0	9
7:00AM						8
8:00AM						5
9:00AM						5
4:00PM						3
5:00PM						7
6:00PM						8

Saturday

Date

10/7/2017

Day

Saturday

	STANDARD_S	ADA_STALLS	RESERVED_S	LOADING_ZO	METERED_ST	TIME_LIMIT
	0	0	0	0	0	9
11:00AM						3
Noon						2
1:00PM						0
6:00PM						8
7:00PM						9
8:00PM						8

Long Beach Parking Study - Downtown On-Street Occupancy Survey**A16E****Weekday**

Date

10/12/2017

Day

Thursday

	STANDARD_S	ADA_STALLS	RESERVED_S	LOADING_ZO	METERED_ST	TIME_LIMIT
	17	0	0	0	0	0
7:00AM	13					
8:00AM	15					
9:00AM	15					
4:00PM	15					
5:00PM	15					
6:00PM	16					

Saturday

Date

10/7/2017

Day

Saturday

	STANDARD_S	ADA_STALLS	RESERVED_S	LOADING_ZO	METERED_ST	TIME_LIMIT
	17	0	0	0	0	0
11:00AM	17					
Noon	15					
1:00PM	16					
6:00PM	16					
7:00PM	14					
8:00PM	15					

Long Beach Parking Study - Downtown On-Street Occupancy Survey

A16N

Weekday

Date 10/12/2017

Day Thursday

	STANDARD_S	ADA_STALLS	RESERVED_S	LOADING_ZO	METERED_ST	TIME_LIMIT
	11	1	0	0	0	0
7:00AM	7	0				
8:00AM	9	0				
9:00AM	10	0				
4:00PM	9	0				
5:00PM	9	0				
6:00PM	12	1				

Saturday

Date 10/7/2017

Day Saturday

	STANDARD_S	ADA_STALLS	RESERVED_S	LOADING_ZO	METERED_ST	TIME_LIMIT
	11	1	0	0	0	0
11:00AM	13	0				
Noon	11	0				
1:00PM	11	0				
6:00PM	11	1				
7:00PM	12	0				
8:00PM	11	0				

Long Beach Parking Study - Downtown On-Street Occupancy Survey**A16W****Weekday**

Date

10/12/2017

Day

Thursday

	STANDARD_S	ADA_STALLS	RESERVED_S	LOADING_ZO	METERED_ST	TIME_LIMIT
	12	0	0	0	0	0
7:00AM	11					
8:00AM	13					
9:00AM	12					
4:00PM	11					
5:00PM	11					
6:00PM	11					

Saturday

Date

10/7/2017

Day

Saturday

	STANDARD_S	ADA_STALLS	RESERVED_S	LOADING_ZO	METERED_ST	TIME_LIMIT
	12	0	0	0	0	0
11:00AM	12					
Noon	12					
1:00PM	11					
6:00PM	13					
7:00PM	15					
8:00PM	15					

Long Beach Parking Study - Downtown On-Street Occupancy Survey**A17E****Weekday**

Date

10/12/2017

Day

Thursday

	STANDARD_S	ADA_STALLS	RESERVED_S	LOADING_ZO	METERED_ST	TIME_LIMIT
	9	0	0	0	0	1
7:00AM	0					0
8:00AM	0					0
9:00AM	2					0
4:00PM	8					0
5:00PM	4					1
6:00PM	3					1

Saturday

Date

10/7/2017

Day

Saturday

	STANDARD_S	ADA_STALLS	RESERVED_S	LOADING_ZO	METERED_ST	TIME_LIMIT
	9	0	0	0	0	1
11:00AM	12					1
Noon	10					1
1:00PM	10					1
6:00PM	10					1
7:00PM	10					1
8:00PM	10					1

Long Beach Parking Study - Downtown On-Street Occupancy Survey**A17N****Weekday**

Date

10/12/2017

Day

Thursday

	STANDARD_S	ADA_STALLS	RESERVED_S	LOADING_ZO	METERED_ST	TIME_LIMIT
	10	0	0	0	0	0
7:00AM	9					
8:00AM	11					
9:00AM	10					
4:00PM	8					
5:00PM	9					
6:00PM	11					

Saturday

Date

10/7/2017

Day

Saturday

	STANDARD_S	ADA_STALLS	RESERVED_S	LOADING_ZO	METERED_ST	TIME_LIMIT
	10	0	0	0	0	0
11:00AM	8					
Noon	8					
1:00PM	11					
6:00PM	11					
7:00PM	11					
8:00PM	12					

Long Beach Parking Study - Downtown On-Street Occupancy Survey**A17W****Weekday**

Date

10/12/2017

Day

Thursday

	STANDARD_S	ADA_STALLS	RESERVED_S	LOADING_ZO	METERED_ST	TIME_LIMIT
	21	2	0	0	0	0
7:00AM	19	2				
8:00AM	22	1				
9:00AM	20	0				
4:00PM	21	0				
5:00PM	20	1				
6:00PM	21	1				

Saturday

Date

10/7/2017

Day

Saturday

	STANDARD_S	ADA_STALLS	RESERVED_S	LOADING_ZO	METERED_ST	TIME_LIMIT
	21	2	0	0	0	0
11:00AM	22	1				
Noon	20	0				
1:00PM	21	0				
6:00PM	25	2				
7:00PM	25	2				
8:00PM	25	2				

Long Beach Parking Study - Downtown On-Street Occupancy Survey**A18W****Weekday**

Date 10/12/2017

Day Thursday

	STANDARD_S	ADA_STALLS	RESERVED_S	LOADING_ZO	METERED_ST	TIME_LIMIT
	8	0	0	0	0	0
7:00AM	8					
8:00AM	8					
9:00AM	7					
4:00PM	9					
5:00PM	7					
6:00PM	8					

Saturday

Date 10/7/2017

Day Saturday

	STANDARD_S	ADA_STALLS	RESERVED_S	LOADING_ZO	METERED_ST	TIME_LIMIT
	8	0	0	0	0	0
11:00AM	8					
Noon	8					
1:00PM	8					
6:00PM	10					
7:00PM	9					
8:00PM	11					

Long Beach Parking Study - Downtown On-Street Occupancy Survey**A18E****Weekday**

Date

10/12/2017

Day

Thursday

	STANDARD_S	ADA_STALLS	RESERVED_S	LOADING_ZO	METERED_ST	TIME_LIMIT
	14	0	0	0	0	0
7:00AM	13					
8:00AM	14					
9:00AM	14					
4:00PM	12					
5:00PM	13					
6:00PM	14					

Saturday

Date

10/7/2017

Day

Saturday

	STANDARD_S	ADA_STALLS	RESERVED_S	LOADING_ZO	METERED_ST	TIME_LIMIT
	14	0	0	0	0	0
11:00AM	15					
Noon	14					
1:00PM	13					
6:00PM	14					
7:00PM	15					
8:00PM	16					

Long Beach Parking Study - Downtown On-Street Occupancy Survey**A18N****Weekday**

Date 10/12/2017

Day Thursday

	STANDARD_S	ADA_STALLS	RESERVED_S	LOADING_ZO	METERED_ST	TIME_LIMIT
	20	0	0	0	0	0
7:00AM	17					
8:00AM	19					
9:00AM	19					
4:00PM	20					
5:00PM	19					
6:00PM	20					

Saturday

Date 10/7/2017

Day Saturday

	STANDARD_S	ADA_STALLS	RESERVED_S	LOADING_ZO	METERED_ST	TIME_LIMIT
	20	0	0	0	0	0
11:00AM	19					
Noon	17					
1:00PM	17					
6:00PM	19					
7:00PM	20					
8:00PM	19					

Long Beach Parking Study - Downtown On-Street Occupancy Survey**A19N****Weekday**

Date 10/12/2017

Day Thursday

	STANDARD_S	ADA_STALLS	RESERVED_S	LOADING_ZO	METERED_ST	TIME_LIMIT
	20	0	0	0	0	0
7:00AM	17					
8:00AM	20					
9:00AM	19					
4:00PM	18					
5:00PM	20					
6:00PM	19					

Saturday

Date 10/7/2017

Day Saturday

	STANDARD_S	ADA_STALLS	RESERVED_S	LOADING_ZO	METERED_ST	TIME_LIMIT
	20	0	0	0	0	0
11:00AM	20					
Noon	19					
1:00PM	20					
6:00PM	20					
7:00PM	24					
8:00PM	23					

Long Beach Parking Study - Downtown On-Street Occupancy Survey**A19W****Weekday**

Date

10/12/2017

Day

Thursday

	STANDARD_S	ADA_STALLS	RESERVED_S	LOADING_ZO	METERED_ST	TIME_LIMIT
	15	0	0	0	0	0
7:00AM	15					
8:00AM	14					
9:00AM	15					
4:00PM	15					
5:00PM	16					
6:00PM	12					

Saturday

Date

10/7/2017

Day

Saturday

	STANDARD_S	ADA_STALLS	RESERVED_S	LOADING_ZO	METERED_ST	TIME_LIMIT
	15	0	0	0	0	0
11:00AM	13					
Noon	15					
1:00PM	15					
6:00PM	15					
7:00PM	16					
8:00PM	16					

Long Beach Parking Study - Downtown On-Street Occupancy Survey**A20N****Weekday**

Date

10/12/2017

Day

Thursday

	STANDARD_S	ADA_STALLS	RESERVED_S	LOADING_ZO	METERED_ST	TIME_LIMIT
	22	0	0	0	0	0
7:00AM	17					
8:00AM	23					
9:00AM	23					
4:00PM	21					
5:00PM	22					
6:00PM	22					

Saturday

Date

10/7/2017

Day

Saturday

	STANDARD_S	ADA_STALLS	RESERVED_S	LOADING_ZO	METERED_ST	TIME_LIMIT
	22	0	0	0	0	0
11:00AM	22					
Noon	23					
1:00PM	21					
6:00PM	23					
7:00PM	23					
8:00PM	23					

Long Beach Parking Study - Downtown On-Street Occupancy Survey**A21E****Weekday**

Date

10/12/2017

Day

Thursday

	STANDARD_S	ADA_STALLS	RESERVED_S	LOADING_ZO	METERED_ST	TIME_LIMIT
	21	0	0	0	0	0
7:00AM	20					
8:00AM	22					
9:00AM	22					
4:00PM	22					
5:00PM	21					
6:00PM	22					

Saturday

Date

10/7/2017

Day

Saturday

	STANDARD_S	ADA_STALLS	RESERVED_S	LOADING_ZO	METERED_ST	TIME_LIMIT
	21	0	0	0	0	0
11:00AM	23					
Noon	23					
1:00PM	23					
6:00PM	23					
7:00PM	23					
8:00PM	23					

Long Beach Parking Study - Downtown On-Street Occupancy Survey**A21N****Weekday**

Date 10/12/2017

Day Thursday

	STANDARD_S	ADA_STALLS	RESERVED_S	LOADING_ZO	METERED_ST	TIME_LIMIT
	25	1	0	0	0	0
7:00AM	27	1				
8:00AM	25	1				
9:00AM	25	0				
4:00PM	25	1				
5:00PM	25	0				
6:00PM	25	1				

Saturday

Date 10/7/2017

Day Saturday

	STANDARD_S	ADA_STALLS	RESERVED_S	LOADING_ZO	METERED_ST	TIME_LIMIT
	25	1	0	0	0	0
11:00AM	25	0				
Noon	24	0				
1:00PM	25	1				
6:00PM	25	0				
7:00PM	25	0				
8:00PM	27	0				

Long Beach Parking Study - Downtown On-Street Occupancy Survey**A21S****Weekday**

Date

10/12/2017

Day

Thursday

	STANDARD_S	ADA_STALLS	RESERVED_S	LOADING_ZO	METERED_ST	TIME_LIMIT
	0	0	0	0	0	10
7:00AM						10
8:00AM						12
9:00AM						11
4:00PM						7
5:00PM						8
6:00PM						8

Saturday

Date

10/7/2017

Day

Saturday

	STANDARD_S	ADA_STALLS	RESERVED_S	LOADING_ZO	METERED_ST	TIME_LIMIT
	0	0	0	0	0	10
11:00AM						10
Noon						9
1:00PM						9
6:00PM						9
7:00PM						10
8:00PM						12

Long Beach Parking Study - Downtown On-Street Occupancy Survey**A22N****Weekday**

Date

10/12/2017

Day

Thursday

	STANDARD_S	ADA_STALLS	RESERVED_S	LOADING_ZO	METERED_ST	TIME_LIMIT
	23	0	0	0	0	0
7:00AM	23					
8:00AM	23					
9:00AM	23					
4:00PM	22					
5:00PM	23					
6:00PM	23					

Saturday

Date

10/7/2017

Day

Saturday

	STANDARD_S	ADA_STALLS	RESERVED_S	LOADING_ZO	METERED_ST	TIME_LIMIT
	23	0	0	0	0	0
11:00AM	24					
Noon	24					
1:00PM	23					
6:00PM	21					
7:00PM	24					
8:00PM	25					

Long Beach Parking Study - Downtown On-Street Occupancy Survey**A22S****Weekday**

Date 10/12/2017

Day Thursday

	STANDARD_S	ADA_STALLS	RESERVED_S	LOADING_ZO	METERED_ST	TIME_LIMIT
	0	0	0	0	0	14
7:00AM						8
8:00AM						12
9:00AM						11
4:00PM						6
5:00PM						12
6:00PM						12

Saturday

Date 10/7/2017

Day Saturday

	STANDARD_S	ADA_STALLS	RESERVED_S	LOADING_ZO	METERED_ST	TIME_LIMIT
	0	0	0	0	0	14
11:00AM						11
Noon						12
1:00PM						11
6:00PM						12
7:00PM						11
8:00PM						13

Long Beach Parking Study - Downtown On-Street Occupancy Survey**A22W****Weekday**

Date

10/12/2017

Day

Thursday

	STANDARD_S	ADA_STALLS	RESERVED_S	LOADING_ZO	METERED_ST	TIME_LIMIT
	11	0	0	0	0	0
7:00AM	11					
8:00AM	12					
9:00AM	12					
4:00PM	11					
5:00PM	12					
6:00PM	12					

Saturday

Date

10/7/2017

Day

Saturday

	STANDARD_S	ADA_STALLS	RESERVED_S	LOADING_ZO	METERED_ST	TIME_LIMIT
	11	0	0	0	0	0
11:00AM	13					
Noon	13					
1:00PM	13					
6:00PM	13					
7:00PM	13					
8:00PM	13					

Long Beach Parking Study - Downtown On-Street Metered Occupancy Survey

A22E

Weekday

Date

4/19/2018

Day

Thursday

	STANDARD_S	ADA_STALLS	RESERVED_S	LOADING_ZO	METERED_ST	TIME_LIMIT
	8	0	0	4	2	1
7:00AM	8			1	2	1
8:00AM	8			0	0	1
9:00AM	8			1	2	1
4:00PM	7			0	2	1
5:00PM	7			1	1	1
6:00PM	8			2	2	1

Saturday

Date

4/21/2018

Day

Saturday

	STANDARD_S	ADA_STALLS	RESERVED_S	LOADING_ZO	METERED_ST	TIME_LIMIT
	8	0	0	4	2	1
11:00AM	88			2	0	1
Noon	8			2	0	1
1:00PM				1	0	1
	8					
6:00PM	7			2	0	1
7:00PM	8			4	0	1
8:00PM				4	0	1

Long Beach Parking Study - Downtown On-Street Metered Occupancy Survey**A23N****Weekday**

Date

4/19/2018

Day

Thursday

	STANDARD_S	ADA_STALLS	RESERVED_S	LOADING_ZO	METERED_ST	TIME_LIMIT
	0	0	0	1	14	3
7:00AM				0	11	0
8:00AM				0	4	1
9:00AM				1	5	0
4:00PM				0	2	0
5:00PM				0	3	0
6:00PM				1	11	3

Saturday

Date

4/21/2018

Day

Saturday

	STANDARD_S	ADA_STALLS	RESERVED_S	LOADING_ZO	METERED_ST	TIME_LIMIT
	0	0	0	1	14	3
11:00AM				0	7	0
Noon				0	9	0
1:00PM				0	8	0
6:00PM				0	14	3
7:00PM				0	6	3
8:00PM				0	14	3

Long Beach Parking Study - Downtown On-Street Metered Occupancy Survey**A23S****Weekday**

Date

4/19/2018

Day

Thursday

	STANDARD_S	ADA_STALLS	RESERVED_S	LOADING_ZO	METERED_ST	TIME_LIMIT
	0	0	0	2	5	0
7:00AM				1	5	
8:00AM				0	5	
9:00AM				1	3	
4:00PM				0	2	
5:00PM				1	5	
6:00PM				2	5	

Saturday

Date

4/21/2018

Day

Saturday

	STANDARD_S	ADA_STALLS	RESERVED_S	LOADING_ZO	METERED_ST	TIME_LIMIT
	0	0	0	2	5	0
11:00AM				1	4	
Noon				1	2	
1:00PM				0	3	
6:00PM				1	5	
7:00PM				2	5	
8:00PM				1	5	

Long Beach Parking Study - Downtown On-Street Metered Occupancy Survey**A23W****Weekday**

Date

4/19/2018

Day

Thursday

	STANDARD_S	ADA_STALLS	RESERVED_S	LOADING_ZO	METERED_ST	TIME_LIMIT
	13	3	0	0	7	0
7:00AM	10	2			4	
8:00AM	13	3			2	
9:00AM	13	3			4	
4:00PM	13	3			7	
5:00PM	13	3			6	
6:00PM	13	3			7	

Saturday

Date

4/21/2018

Day

Saturday

	STANDARD_S	ADA_STALLS	RESERVED_S	LOADING_ZO	METERED_ST	TIME_LIMIT
	13	3	0	0	7	0
11:00AM	13	2			4	
Noon	13	3			7	
1:00PM	13	2			6	
6:00PM	13	3			7	
7:00PM	13	1			7	
8:00PM	13	3			7	

Long Beach Parking Study - Downtown On-Street Metered Occupancy Survey

A24E

Weekday

Date

4/19/2018

Day

Thursday

	STANDARD_S	ADA_STALLS	RESERVED_S	LOADING_ZO	METERED_ST	TIME_LIMIT
	0	0	0	1	0	5
7:00AM				1		2
8:00AM				0		2
9:00AM				1		4
4:00PM				0		4
5:00PM				0		4
6:00PM				0		2

Saturday

Date

4/21/2018

Day

Saturday

	STANDARD_S	ADA_STALLS	RESERVED_S	LOADING_ZO	METERED_ST	TIME_LIMIT
	0	0	0	1	0	5
11:00AM				0		3
Noon				0		4
1:00PM				0		3
6:00PM				0		0
7:00PM				0		4
8:00PM				0		5

Long Beach Parking Study - Downtown On-Street Metered Occupancy Survey

A24N

Weekday

Date

4/19/2018

Day

Thursday

	STANDARD_S	ADA_STALLS	RESERVED_S	LOADING_ZO	METERED_ST	TIME_LIMIT
	0	0	0	0	9	0
7:00AM					8	
8:00AM					7	
9:00AM					2	
4:00PM					4	
5:00PM					4	
6:00PM					2	

Saturday

Date

4/21/2018

Day

Saturday

	STANDARD_S	ADA_STALLS	RESERVED_S	LOADING_ZO	METERED_ST	TIME_LIMIT
	0	0	0	0	9	0
11:00AM					7	
Noon					7	
1:00PM					5	
6:00PM					1	
7:00PM					4	
8:00PM					8	

Long Beach Parking Study - Downtown On-Street Metered Occupancy Survey**A24S****Weekday**

Date

4/19/2018

Day

Thursday

	STANDARD_S	ADA_STALLS	RESERVED_S	LOADING_ZO	METERED_ST	TIME_LIMIT
	0	0	0	0	7	0
7:00AM					4	
8:00AM					6	
9:00AM					3	
4:00PM					2	
5:00PM					1	
6:00PM					5	

Saturday

Date

4/21/2018

Day

Saturday

	STANDARD_S	ADA_STALLS	RESERVED_S	LOADING_ZO	METERED_ST	TIME_LIMIT
	0	0	0	0	7	0
11:00AM					7	
Noon					7	
1:00PM					6	
6:00PM					6	
7:00PM					6	
8:00PM					7	

Long Beach Parking Study - Downtown On-Street Occupancy Survey**A25E****Weekday**

Date

10/12/2017

Day

Thursday

	STANDARD_S	ADA_STALLS	RESERVED_S	LOADING_ZO	METERED_ST	TIME_LIMIT
	0	0	2	0	0	0
7:00AM			1			
8:00AM			2			
9:00AM			3			
4:00PM			0			
5:00PM			0			
6:00PM			0			

Saturday

Date

10/7/2017

Day

Saturday

	STANDARD_S	ADA_STALLS	RESERVED_S	LOADING_ZO	METERED_ST	TIME_LIMIT
	0	0	2	0	0	0
11:00AM			0			
Noon			2			
1:00PM			1			
6:00PM			0			
7:00PM			0			
8:00PM			0			

Long Beach Parking Study - Downtown On-Street Metered Occupancy Survey

A25N

Weekday

Date

4/19/2018

Day

Thursday

	STANDARD_S	ADA_STALLS	RESERVED_S	LOADING_ZO	METERED_ST	TIME_LIMIT
	0	2	0	0	12	0
7:00AM		0			3	
8:00AM		1			0	
9:00AM		1			2	
4:00PM		0			6	
5:00PM		0			2	
6:00PM		0			8	

Saturday

Date

4/21/2018

Day

Saturday

	STANDARD_S	ADA_STALLS	RESERVED_S	LOADING_ZO	METERED_ST	TIME_LIMIT
	0	2	0	0	12	0
11:00AM		1			11	
Noon		0			9	
1:00PM		2			12	
6:00PM		1			12	
7:00PM		0			9	
8:00PM		0			8	

Long Beach Parking Study - Downtown On-Street Metered Occupancy Survey

A25S

Weekday

Date

4/19/2018

Day

Thursday

	STANDARD_S	ADA_STALLS	RESERVED_S	LOADING_ZO	METERED_ST	TIME_LIMIT
	2	0	0	1	3	0
7:00AM	0			0	0	
8:00AM	0			0	0	
9:00AM	0			0	0	
4:00PM	0			0	1	
5:00PM	0			0	0	
6:00PM	2			0	0	

Saturday

Date

4/21/2018

Day

Saturday

	STANDARD_S	ADA_STALLS	RESERVED_S	LOADING_ZO	METERED_ST	TIME_LIMIT
	2	0	0	1	3	0
11:00AM	0			0	0	
Noon	0			0	0	
1:00PM	0			0	0	
6:00PM	0			0	3	
7:00PM	1			0	3	
8:00PM	0			0	3	

Long Beach Parking Study - Downtown On-Street Metered Occupancy Survey

A25W

Weekday

Date

4/19/2018

Day

Thursday

	STANDARD_S	ADA_STALLS	RESERVED_S	LOADING_ZO	METERED_ST	TIME_LIMIT
	0	0	0	0	0	2
7:00AM						1
8:00AM						2
9:00AM						2
4:00PM						2
5:00PM						2
6:00PM						1

Saturday

Date

4/21/2018

Day

Saturday

	STANDARD_S	ADA_STALLS	RESERVED_S	LOADING_ZO	METERED_ST	TIME_LIMIT
	0	0	0	0	0	2
11:00AM						1
Noon						1
1:00PM						0
6:00PM						2
7:00PM						2
8:00PM						2

Long Beach Parking Study - Downtown On-Street Metered Occupancy Survey

A26N

Weekday

Date

4/19/2018

Day

Thursday

	STANDARD_S	ADA_STALLS	RESERVED_S	LOADING_ZO	METERED_ST	TIME_LIMIT
	0	0	0	0	13	0
7:00AM					0	
8:00AM					2	
9:00AM					2	
4:00PM					5	
5:00PM					8	
6:00PM					10	

Saturday

Date

4/21/2018

Day

Saturday

	STANDARD_S	ADA_STALLS	RESERVED_S	LOADING_ZO	METERED_ST	TIME_LIMIT
	0	0	0	0	13	0
11:00AM					13	
Noon					13	
1:00PM					12	
6:00PM					13	
7:00PM					12	
8:00PM					12	

Long Beach Parking Study - Downtown On-Street Metered Occupancy Survey**A26S****Weekday**

Date

4/19/2018

Day

Thursday

	STANDARD_S	ADA_STALLS	RESERVED_S	LOADING_ZO	METERED_ST	TIME_LIMIT
	0	0	0	0	7	0
7:00AM					5	
8:00AM					6	
9:00AM					6	
4:00PM					6	
5:00PM					6	
6:00PM					4	

Saturday

Date

4/21/2018

Day

Saturday

	STANDARD_S	ADA_STALLS	RESERVED_S	LOADING_ZO	METERED_ST	TIME_LIMIT
	0	0	0	0	7	0
11:00AM					5	
Noon					7	
1:00PM					6	
6:00PM					6	
7:00PM					6	
8:00PM					6	

Long Beach Parking Study - Downtown On-Street Metered Occupancy Survey**A27E****Weekday**

Date

4/19/2018

Day

Thursday

	STANDARD_S	ADA_STALLS	RESERVED_S	LOADING_ZO	METERED_ST	TIME_LIMIT
	0	0	0	0	9	0
7:00AM					9	
8:00AM					8	
9:00AM					8	
4:00PM					7	
5:00PM					5	
6:00PM					9	

Saturday

Date

4/21/2018

Day

Saturday

	STANDARD_S	ADA_STALLS	RESERVED_S	LOADING_ZO	METERED_ST	TIME_LIMIT
	0	0	0	0	9	0
11:00AM					9	
Noon					9	
1:00PM					9	
6:00PM					8	
7:00PM					8	
8:00PM					9	

Long Beach Parking Study - Downtown On-Street Metered Occupancy Survey

A27N

Weekday

Date

4/19/2018

Day

Thursday

	STANDARD_S	ADA_STALLS	RESERVED_S	LOADING_ZO	METERED_ST	TIME_LIMIT
	0	0	0	1	13	2
7:00AM				1	11	1
8:00AM				1	7	0
9:00AM				0	4	0
4:00PM				0	9	1
5:00PM				1	8	1
6:00PM				0	7	2

Saturday

Date

4/21/2018

Day

Saturday

	STANDARD_S	ADA_STALLS	RESERVED_S	LOADING_ZO	METERED_ST	TIME_LIMIT
	0	0	0	1	13	2
11:00AM				1	11	0
Noon				1	13	2
1:00PM				1	13	0
6:00PM				1	13	2
7:00PM				0	12	2
8:00PM				0	12	1

Long Beach Parking Study - Downtown On-Street Metered Occupancy Survey**A27S****Weekday**

Date

4/19/2018

Day

Thursday

	STANDARD_S	ADA_STALLS	RESERVED_S	LOADING_ZO	METERED_ST	TIME_LIMIT
	0	0	0	0	0	9
7:00AM						6
8:00AM						3
9:00AM						5
4:00PM						3
5:00PM						3
6:00PM						5

Saturday

Date

4/21/2018

Day

Saturday

	STANDARD_S	ADA_STALLS	RESERVED_S	LOADING_ZO	METERED_ST	TIME_LIMIT
	0	0	0	0	0	9
11:00AM						3
Noon						8
1:00PM						6
6:00PM						1
7:00PM						6
8:00PM						9

Long Beach Parking Study - Downtown On-Street Metered Occupancy Survey

A27W

Weekday

Date

4/19/2018

Day

Thursday

	STANDARD_S	ADA_STALLS	RESERVED_S	LOADING_ZO	METERED_ST	TIME_LIMIT
	0	1	0	0	0	3
7:00AM		0				0
8:00AM		0				2
9:00AM		1				3
4:00PM		1				3
5:00PM		0				1
6:00PM		0				0

Saturday

Date

4/21/2018

Day

Saturday

	STANDARD_S	ADA_STALLS	RESERVED_S	LOADING_ZO	METERED_ST	TIME_LIMIT
	0	1	0	0	0	3
11:00AM		1				2
Noon		0				1
1:00PM		1				3
6:00PM		0				0
7:00PM		0				0
8:00PM		0				0

Long Beach Parking Study - Downtown On-Street Occupancy Survey**A28E****Weekday**

Date 10/12/2017

Day Thursday

	STANDARD_S	ADA_STALLS	RESERVED_S	LOADING_ZO	METERED_ST	TIME_LIMIT
	20	0	0	0	0	0
7:00AM	19					
8:00AM	20					
9:00AM	19					
4:00PM	21					
5:00PM	19					
6:00PM	21					

Saturday

Date 10/7/2017

Day Saturday

	STANDARD_S	ADA_STALLS	RESERVED_S	LOADING_ZO	METERED_ST	TIME_LIMIT
	20	0	0	0	0	0
11:00AM	22					
Noon	22					
1:00PM	21					
6:00PM	21					
7:00PM	22					
8:00PM	22					

Long Beach Parking Study - Downtown On-Street Metered Occupancy Survey

A28N

Weekday

Date

4/19/2018

Day

Thursday

	STANDARD_S	ADA_STALLS	RESERVED_S	LOADING_ZO	METERED_ST	TIME_LIMIT
	0	0	0	0	5	1
7:00AM					2	1
8:00AM					2	0
9:00AM					2	0
4:00PM					2	0
5:00PM					3	0
6:00PM					3	1

Saturday

Date

4/21/2018

Day

Saturday

	STANDARD_S	ADA_STALLS	RESERVED_S	LOADING_ZO	METERED_ST	TIME_LIMIT
	0	0	0	0	5	1
11:00AM					4	0
Noon					5	1
1:00PM					4	0
6:00PM					5	1
7:00PM					2	0
8:00PM					2	0

Long Beach Parking Study - Downtown On-Street Metered Occupancy Survey**A28S****Weekday**

Date

4/19/2018

Day

Thursday

	STANDARD_S	ADA_STALLS	RESERVED_S	LOADING_ZO	METERED_ST	TIME_LIMIT
	1	1	0	1	2	4
7:00AM	0	0		0	2	3
8:00AM	1	1		1	2	4
9:00AM	0	1		0	2	4
4:00PM	1	1		0	2	1
5:00PM	1	1		0	2	2
6:00PM	1	1		1	2	4

Saturday

Date

4/21/2018

Day

Saturday

	STANDARD_S	ADA_STALLS	RESERVED_S	LOADING_ZO	METERED_ST	TIME_LIMIT
	1	1	0	1	2	4
11:00AM	0	1		0	4	3
Noon	0	1		0	4	3
1:00PM	0	1		0	4	2
6:00PM	0	1		0	4	1
7:00PM	0	1		0	4	2
8:00PM	0	1		0	4	4

Long Beach Parking Study - Downtown On-Street Metered Occupancy Survey**A28W****Weekday**

Date

4/19/2018

Day

Thursday

	STANDARD_S	ADA_STALLS	RESERVED_S	LOADING_ZO	METERED_ST	TIME_LIMIT
	0	0	0	2	10	0
7:00AM				1	9	
8:00AM				1	5	
9:00AM				1	7	
4:00PM				1	6	
5:00PM				1	10	
6:00PM				1	11	

Saturday

Date

4/21/2018

Day

Saturday

	STANDARD_S	ADA_STALLS	RESERVED_S	LOADING_ZO	METERED_ST	TIME_LIMIT
	0	0	0	2	10	0
11:00AM				0	8	
Noon				0	10	
1:00PM				0	10	
6:00PM				0	10	
7:00PM				2	10	
8:00PM				2	10	

Long Beach Parking Study - Downtown On-Street Occupancy Survey**A29W****Weekday**

Date

10/12/2017

Day

Thursday

	STANDARD_S	ADA_STALLS	RESERVED_S	LOADING_ZO	METERED_ST	TIME_LIMIT
	7	0	0	0	0	0
7:00AM	7					
8:00AM	5					
9:00AM	6					
4:00PM	5					
5:00PM	6					
6:00PM	6					

Saturday

Date

10/7/2017

Day

Saturday

	STANDARD_S	ADA_STALLS	RESERVED_S	LOADING_ZO	METERED_ST	TIME_LIMIT
	7	0	0	0	0	0
11:00AM	8					
Noon	8					
1:00PM	8					
6:00PM	7					
7:00PM	7					
8:00PM	7					

Long Beach Parking Study - Downtown On-Street Occupancy Survey**A29E****Weekday**

Date

10/12/2017

Day

Thursday

	STANDARD_S	ADA_STALLS	RESERVED_S	LOADING_ZO	METERED_ST	TIME_LIMIT
	0	0	0	0	0	13
7:00AM						12
8:00AM						7
9:00AM						10
4:00PM						8
5:00PM						12
6:00PM						12

Saturday

Date

10/7/2017

Day

Saturday

	STANDARD_S	ADA_STALLS	RESERVED_S	LOADING_ZO	METERED_ST	TIME_LIMIT
	0	0	0	0	0	13
11:00AM						12
Noon						12
1:00PM						11
6:00PM						11
7:00PM						12
8:00PM						14

Long Beach Parking Study - Downtown On-Street Metered Occupancy Survey**A29N****Weekday**

Date

4/19/2018

Day

Thursday

	STANDARD_S	ADA_STALLS	RESERVED_S	LOADING_ZO	METERED_ST	TIME_LIMIT
	0	0	0	2	5	2
7:00AM				1	5	2
8:00AM				2	5	2
9:00AM				2	3	1
4:00PM				2	4	2
5:00PM				2	2	2
6:00PM				2	4	2

Saturday

Date

4/21/2018

Day

Saturday

	STANDARD_S	ADA_STALLS	RESERVED_S	LOADING_ZO	METERED_ST	TIME_LIMIT
	0	0	0	2	5	2
11:00AM				1	5	1
Noon				1	5	1
1:00PM				0	5	0
6:00PM				0	4	0
7:00PM				0	5	1
8:00PM				1	5	2

Long Beach Parking Study - Downtown On-Street Metered Occupancy Survey

A29S

Weekday

Date

4/19/2018

Day

Thursday

	STANDARD_S	ADA_STALLS	RESERVED_S	LOADING_ZO	METERED_ST	TIME_LIMIT
	0	0	0	1	7	3
7:00AM				1	6	1
8:00AM				0	4	1
9:00AM				0	5	1
4:00PM				0	6	1
5:00PM				1	6	2
6:00PM				0	7	3

Saturday

Date

4/21/2018

Day

Saturday

	STANDARD_S	ADA_STALLS	RESERVED_S	LOADING_ZO	METERED_ST	TIME_LIMIT
	0	0	0	1	7	3
11:00AM				1	7	3
Noon				1	7	3
1:00PM				0	5	1
6:00PM				1	7	1
7:00PM				0	7	3
8:00PM				0	7	2

Long Beach Parking Study - Downtown On-Street Occupancy Survey**A30E****Weekday**

Date

10/12/2017

Day

Thursday

	STANDARD_S	ADA_STALLS	RESERVED_S	LOADING_ZO	METERED_ST	TIME_LIMIT
	0	0	0	0	0	20
7:00AM						21
8:00AM						21
9:00AM						20
4:00PM						21
5:00PM						21
6:00PM						22

Saturday

Date

10/7/2017

Day

Saturday

	STANDARD_S	ADA_STALLS	RESERVED_S	LOADING_ZO	METERED_ST	TIME_LIMIT
	0	0	0	0	0	20
11:00AM						20
Noon						21
1:00PM						21
6:00PM						20
7:00PM						23
8:00PM						23

Long Beach Parking Study - Downtown On-Street Occupancy Survey**A30N****Weekday**

Date

10/12/2017

Day

Thursday

	STANDARD_S	ADA_STALLS	RESERVED_S	LOADING_ZO	METERED_ST	TIME_LIMIT
	0	0	0	1	0	8
7:00AM				1		8
8:00AM				1		4
9:00AM				1		3
4:00PM				0		4
5:00PM				0		6
6:00PM				0		8

Saturday

Date

10/7/2017

Day

Saturday

	STANDARD_S	ADA_STALLS	RESERVED_S	LOADING_ZO	METERED_ST	TIME_LIMIT
	0	0	0	1	0	8
11:00AM				0		2
Noon				0		5
1:00PM				0		5
6:00PM				0		8
7:00PM				1		8
8:00PM				0		7

Long Beach Parking Study - Downtown On-Street Occupancy Survey

A30S

Weekday

Date 10/12/2017 Day Thursday

	STANDARD_S	ADA_STALLS	RESERVED_S	LOADING_ZO	METERED_ST	TIME_LIMIT
	12	0	0	1	0	0
7:00AM	9			1		
8:00AM	9			0		
9:00AM	10			1		
4:00PM	11			1		
5:00PM	12			1		
6:00PM	10			1		

Saturday

Date 10/7/2017 Day Saturday

	STANDARD_S	ADA_STALLS	RESERVED_S	LOADING_ZO	METERED_ST	TIME_LIMIT
	12	0	0	1	0	0
11:00AM	14			1		
Noon	14			1		
1:00PM	14			1		
6:00PM	13			1		
7:00PM	14			1		
8:00PM	14			1		

Long Beach Parking Study - Downtown On-Street Occupancy Survey**A30W****Weekday**

Date

10/12/2017

Day

Thursday

	STANDARD_S	ADA_STALLS	RESERVED_S	LOADING_ZO	METERED_ST	TIME_LIMIT
	0	0	0	0	0	13
7:00AM						7
8:00AM						8
9:00AM						9
4:00PM						11
5:00PM						10
6:00PM						12

Saturday

Date

10/7/2017

Day

Saturday

	STANDARD_S	ADA_STALLS	RESERVED_S	LOADING_ZO	METERED_ST	TIME_LIMIT
	0	0	0	0	0	13
11:00AM						10
Noon						12
1:00PM						12
6:00PM						10
7:00PM						13
8:00PM						14

Long Beach Parking Study - Downtown On-Street Occupancy Survey**A31W****Weekday**

Date

10/12/2017

Day

Thursday

	STANDARD_S	ADA_STALLS	RESERVED_S	LOADING_ZO	METERED_ST	TIME_LIMIT
	15	1	0	0	0	0
7:00AM	15	1				
8:00AM	15	0				
9:00AM	15	0				
4:00PM	14	0				
5:00PM	15	0				
6:00PM	15	1				

Saturday

Date

10/7/2017

Day

Saturday

	STANDARD_S	ADA_STALLS	RESERVED_S	LOADING_ZO	METERED_ST	TIME_LIMIT
	15	1	0	0	0	0
11:00AM	13	1				
Noon	14	1				
1:00PM	14	1				
6:00PM	16	0				
7:00PM	15	1				
8:00PM	15	1				

Long Beach Parking Study - Downtown On-Street Occupancy Survey

A31E

Weekday

Date 10/12/2017 Day Thursday

	STANDARD_S	ADA_STALLS	RESERVED_S	LOADING_ZO	METERED_ST	TIME_LIMIT
	7	0	0	2	0	0
7:00AM	6			1		
8:00AM	4			0		
9:00AM	6			0		
4:00PM	5			2		
5:00PM	6			1		
6:00PM	7			2		

Saturday

Date 10/7/2017 Day Saturday

	STANDARD_S	ADA_STALLS	RESERVED_S	LOADING_ZO	METERED_ST	TIME_LIMIT
	7	0	0	2	0	0
11:00AM	8			1		
Noon	8			1		
1:00PM	8			0		
6:00PM	11			0		
7:00PM	12			0		
8:00PM	11			0		

Long Beach Parking Study - Downtown On-Street Occupancy Survey

A31S

Weekday

Date 10/12/2017 Day Thursday

	STANDARD_S	ADA_STALLS	RESERVED_S	LOADING_ZO	METERED_ST	TIME_LIMIT
	8	0	0	2	0	0
7:00AM	8			1		
8:00AM	7			1		
9:00AM	8			0		
4:00PM	7			1		
5:00PM	9			2		
6:00PM	8			2		

Saturday

Date 10/7/2017 Day Saturday

	STANDARD_S	ADA_STALLS	RESERVED_S	LOADING_ZO	METERED_ST	TIME_LIMIT
	8	0	0	2	0	0
11:00AM	9			2		
Noon	9			2		
1:00PM	9			2		
6:00PM	9			2		
7:00PM	8			2		
8:00PM	10			2		

Long Beach Parking Study - Downtown On-Street Occupancy Survey**A32W****Weekday**

Date

10/12/2017

Day

Thursday

	STANDARD_S	ADA_STALLS	RESERVED_S	LOADING_ZO	METERED_ST	TIME_LIMIT
	14	0	0	0	0	0
7:00AM	16					
8:00AM	15					
9:00AM	14					
4:00PM	17					
5:00PM	16					
6:00PM	15					

Saturday

Date

10/7/2017

Day

Saturday

	STANDARD_S	ADA_STALLS	RESERVED_S	LOADING_ZO	METERED_ST	TIME_LIMIT
	14	0	0	0	0	0
11:00AM	16					
Noon	17					
1:00PM	17					
6:00PM	16					
7:00PM	15					
8:00PM	18					

Long Beach Parking Study - Downtown On-Street Occupancy Survey**A32E****Weekday**

Date 10/12/2017

Day Thursday

	STANDARD_S	ADA_STALLS	RESERVED_S	LOADING_ZO	METERED_ST	TIME_LIMIT
	7	0	0	0	0	0
7:00AM	0					
8:00AM	0					
9:00AM	1					
4:00PM	0					
5:00PM	0					
6:00PM	0					

Saturday

Date 10/7/2017

Day Saturday

	STANDARD_S	ADA_STALLS	RESERVED_S	LOADING_ZO	METERED_ST	TIME_LIMIT
	7	0	0	0	0	0
11:00AM	7					
Noon	4					
1:00PM	5					
6:00PM	5					
7:00PM	6					
8:00PM	6					

Long Beach Parking Study - Downtown On-Street Occupancy Survey

A32S

Weekday

Date 10/12/2017 Day Thursday

	STANDARD_S	ADA_STALLS	RESERVED_S	LOADING_ZO	METERED_ST	TIME_LIMIT
	0	0	0	0	0	1
7:00AM						1
8:00AM						0
9:00AM						1
4:00PM						0
5:00PM						1
6:00PM						0

Saturday

Date 10/7/2017 Day Saturday

	STANDARD_S	ADA_STALLS	RESERVED_S	LOADING_ZO	METERED_ST	TIME_LIMIT
	0	0	0	0	0	1
11:00AM						1
Noon						1
1:00PM						2
6:00PM						0
7:00PM						0
8:00PM						1

Long Beach Parking Study - Downtown On-Street Occupancy Survey**A35E****Weekday**

Date

10/12/2017

Day

Thursday

	STANDARD_S	ADA_STALLS	RESERVED_S	LOADING_ZO	METERED_ST	TIME_LIMIT
	0	0	0	2	0	9
7:00AM				1		5
8:00AM				0		7
9:00AM				0		7
4:00PM				0		7
5:00PM				1		9
6:00PM				2		9

Saturday

Date

10/7/2017

Day

Saturday

	STANDARD_S	ADA_STALLS	RESERVED_S	LOADING_ZO	METERED_ST	TIME_LIMIT
	0	0	0	2	0	9
11:00AM				2		6
Noon				2		7
1:00PM				2		8
6:00PM				1		9
7:00PM				2		9
8:00PM				2		9

Long Beach Parking Study - Downtown On-Street Occupancy Survey

A35N

Weekday

Date 10/12/2017

Day Thursday

	STANDARD_S	ADA_STALLS	RESERVED_S	LOADING_ZO	METERED_ST	TIME_LIMIT
	7	0	0	2	0	0
7:00AM	7			2		
8:00AM	8			1		
9:00AM	7			0		
4:00PM	7			0		
5:00PM	6			2		
6:00PM	8			2		

Saturday

Date 10/7/2017

Day Saturday

	STANDARD_S	ADA_STALLS	RESERVED_S	LOADING_ZO	METERED_ST	TIME_LIMIT
	7	0	0	2	0	0
11:00AM	8			1		
Noon	7			1		
1:00PM	7			0		
6:00PM	8			3		
7:00PM	8			3		
8:00PM	8			3		

Long Beach Parking Study - Downtown On-Street Occupancy Survey**A35W****Weekday**

Date

10/12/2017

Day

Thursday

	STANDARD_S	ADA_STALLS	RESERVED_S	LOADING_ZO	METERED_ST	TIME_LIMIT
	0	0	0	0	0	17
7:00AM						15
8:00AM						16
9:00AM						15
4:00PM						12
5:00PM						10
6:00PM						11

Saturday

Date

10/7/2017

Day

Saturday

	STANDARD_S	ADA_STALLS	RESERVED_S	LOADING_ZO	METERED_ST	TIME_LIMIT
	0	0	0	0	0	17
11:00AM						7
Noon						9
1:00PM						8
6:00PM						14
7:00PM						13
8:00PM						13

Long Beach Parking Study - Downtown On-Street Metered Occupancy Survey**A35S****Weekday**

Date

4/19/2018

Day

Thursday

	STANDARD_S	ADA_STALLS	RESERVED_S	LOADING_ZO	METERED_ST	TIME_LIMIT
	0	0	0	0	6	0
7:00AM					6	
8:00AM					5	
9:00AM					6	
4:00PM					5	
5:00PM					5	
6:00PM					5	

Saturday

Date

4/21/2018

Day

Saturday

	STANDARD_S	ADA_STALLS	RESERVED_S	LOADING_ZO	METERED_ST	TIME_LIMIT
	0	0	0	0	6	0
11:00AM					5	
Noon					5	
1:00PM					6	
6:00PM					4	
7:00PM					4	
8:00PM					5	

Long Beach Parking Study - Downtown On-Street Occupancy Survey**A36W****Weekday**

Date

10/12/2017

Day

Thursday

	STANDARD_S	ADA_STALLS	RESERVED_S	LOADING_ZO	METERED_ST	TIME_LIMIT
	0	0	0	2	0	11
7:00AM				0		9
8:00AM				0		10
9:00AM				0		11
4:00PM				1		10
5:00PM				1		5
6:00PM				0		10

Saturday

Date

10/7/2017

Day

Saturday

	STANDARD_S	ADA_STALLS	RESERVED_S	LOADING_ZO	METERED_ST	TIME_LIMIT
	0	0	0	2	0	11
11:00AM				0		7
Noon				0		8
1:00PM				0		9
6:00PM				0		11
7:00PM				1		11
8:00PM				1		11

Long Beach Parking Study - Downtown On-Street Occupancy Survey

A36N

Weekday

Date 10/12/2017 Day Thursday

	STANDARD_S	ADA_STALLS	RESERVED_S	LOADING_ZO	METERED_ST	TIME_LIMIT
	0	0	0	0	0	5
7:00AM						4
8:00AM						5
9:00AM						5
4:00PM						2
5:00PM						4
6:00PM						5

Saturday

Date 10/7/2017 Day Saturday

	STANDARD_S	ADA_STALLS	RESERVED_S	LOADING_ZO	METERED_ST	TIME_LIMIT
	0	0	0	0	0	5
11:00AM						4
Noon						5
1:00PM						5
6:00PM						5
7:00PM						4
8:00PM						5

Long Beach Parking Study - Downtown On-Street Metered Occupancy Survey**A36E****Weekday**

Date

4/19/2018

Day

Thursday

	STANDARD_S	ADA_STALLS	RESERVED_S	LOADING_ZO	METERED_ST	TIME_LIMIT
	0	0	0	1	10	2
7:00AM				1	9	2
8:00AM				0	7	1
9:00AM				0	3	0
4:00PM				0	7	0
5:00PM				0	5	1
6:00PM				0	8	2

Saturday

Date

4/21/2018

Day

Saturday

	STANDARD_S	ADA_STALLS	RESERVED_S	LOADING_ZO	METERED_ST	TIME_LIMIT
	0	0	0	1	10	2
11:00AM				0	10	0
Noon				0	8	0
1:00PM				0	6	0
6:00PM				1	8	2
7:00PM				1	10	2
8:00PM				1	10	2

Long Beach Parking Study - Downtown On-Street Metered Occupancy Survey

A36S

Weekday

Date

4/19/2018

Day

Thursday

	STANDARD_S	ADA_STALLS	RESERVED_S	LOADING_ZO	METERED_ST	TIME_LIMIT
	0	0	0	0	5	2
7:00AM					4	1
8:00AM					2	2
9:00AM					5	2
4:00PM					3	2
5:00PM					1	1
6:00PM					2	1

Saturday

Date

4/21/2018

Day

Saturday

	STANDARD_S	ADA_STALLS	RESERVED_S	LOADING_ZO	METERED_ST	TIME_LIMIT
	0	0	0	0	5	2
11:00AM					4	0
Noon					4	0
1:00PM					4	0
6:00PM					2	0
7:00PM					5	2
8:00PM					5	2

Long Beach Parking Study - Downtown On-Street Metered Occupancy Survey**A37N****Weekday**

Date

4/19/2018

Day

Thursday

	STANDARD_S	ADA_STALLS	RESERVED_S	LOADING_ZO	METERED_ST	TIME_LIMIT
	0	0	0	0	6	0
7:00AM					Construction	
8:00AM					Construction	
9:00AM					Construction	
4:00PM					Construction	
5:00PM					Construction	
6:00PM					Construction	

Saturday

Date

4/21/2018

Day

Saturday

	STANDARD_S	ADA_STALLS	RESERVED_S	LOADING_ZO	METERED_ST	TIME_LIMIT
	0	0	0	0	6	0
11:00AM					Construction	
Noon					Construction	
1:00PM					Construction	
6:00PM					Construction	
7:00PM					Construction	
8:00PM					Construction	

Long Beach Parking Study - Downtown On-Street Metered Occupancy Survey

A37S

Weekday

Date

4/19/2018

Day

Thursday

	STANDARD_S	ADA_STALLS	RESERVED_S	LOADING_ZO	METERED_ST	TIME_LIMIT
	0	0	0	0	8	0
7:00AM					2	
8:00AM					1	
9:00AM					1	
4:00PM					2	
5:00PM					3	
6:00PM					2	

Saturday

Date

4/21/2018

Day

Saturday

	STANDARD_S	ADA_STALLS	RESERVED_S	LOADING_ZO	METERED_ST	TIME_LIMIT
	0	0	0	0	8	0
11:00AM					4	
Noon					3	
1:00PM					4	
6:00PM					3	
7:00PM					7	
8:00PM					7	

Long Beach Parking Study - Downtown On-Street Metered Occupancy Survey**A37W****Weekday**

Date

4/19/2018

Day

Thursday

	STANDARD_S	ADA_STALLS	RESERVED_S	LOADING_ZO	METERED_ST	TIME_LIMIT
	0	0	0	0	19	0
7:00AM					18	
8:00AM					15	
9:00AM					13	
4:00PM					4	
5:00PM					13	
6:00PM					16	

Saturday

Date

4/21/2018

Day

Saturday

	STANDARD_S	ADA_STALLS	RESERVED_S	LOADING_ZO	METERED_ST	TIME_LIMIT
	0	0	0	0	19	0
11:00AM					19	
Noon					16	
1:00PM					10	
6:00PM					16	
7:00PM					19	
8:00PM					19	

Long Beach Parking Study - Downtown On-Street Metered Occupancy Survey**A38E****Weekday**

Date

4/19/2018

Day

Thursday

	STANDARD_S	ADA_STALLS	RESERVED_S	LOADING_ZO	METERED_ST	TIME_LIMIT
	0	0	0	5	0	2
7:00AM				3		2
8:00AM				1		2
9:00AM				1		2
4:00PM				1		2
5:00PM				2		1
6:00PM				1		2

Saturday

Date

4/21/2018

Day

Saturday

	STANDARD_S	ADA_STALLS	RESERVED_S	LOADING_ZO	METERED_ST	TIME_LIMIT
	0	0	0	5	0	2
11:00AM				5		1
Noon				3		2
1:00PM				1		1
6:00PM				5		2
7:00PM				4		0
8:00PM				5		0

Long Beach Parking Study - Downtown On-Street Metered Occupancy Survey

A38N

Weekday

Date

4/19/2018

Day

Thursday

	STANDARD_S	ADA_STALLS	RESERVED_S	LOADING_ZO	METERED_ST	TIME_LIMIT
	0	0	0	0	3	2
7:00AM					2	2
8:00AM					3	1
9:00AM					2	2
4:00PM					2	2
5:00PM					2	1
6:00PM					2	1

Saturday

Date

4/21/2018

Day

Saturday

	STANDARD_S	ADA_STALLS	RESERVED_S	LOADING_ZO	METERED_ST	TIME_LIMIT
	0	0	0	0	3	2
11:00AM					3	1
Noon					2	0
1:00PM					3	2
6:00PM					3	0
7:00PM					3	1
8:00PM					3	1

Long Beach Parking Study - Downtown On-Street Metered Occupancy Survey

A38S

Weekday

Date

4/19/2018

Day

Thursday

	STANDARD_S	ADA_STALLS	RESERVED_S	LOADING_ZO	METERED_ST	TIME_LIMIT
	0	0	0	0	4	0
7:00AM					0	
8:00AM					2	
9:00AM					2	
4:00PM					3	
5:00PM					1	
6:00PM					3	

Saturday

Date

4/21/2018

Day

Saturday

	STANDARD_S	ADA_STALLS	RESERVED_S	LOADING_ZO	METERED_ST	TIME_LIMIT
	0	0	0	0	4	0
11:00AM					4	
Noon					4	
1:00PM					3	
6:00PM					4	
7:00PM					4	
8:00PM					4	

Long Beach Parking Study - Downtown On-Street Metered Occupancy Survey

A39N

Weekday

Date

4/19/2018

Day

Thursday

	STANDARD_S	ADA_STALLS	RESERVED_S	LOADING_ZO	METERED_ST	TIME_LIMIT
	0	0	0	1	7	0
7:00AM				1	6	
8:00AM				1	6	
9:00AM				1	6	
4:00PM				1	6	
5:00PM				0	6	
6:00PM				1	6	

Saturday

Date

4/21/2018

Day

Saturday

	STANDARD_S	ADA_STALLS	RESERVED_S	LOADING_ZO	METERED_ST	TIME_LIMIT
	0	0	0	1	7	0
11:00AM				0	7	
Noon				0	5	
1:00PM				0	6	
6:00PM				0	7	
7:00PM				0	6	
8:00PM				0	7	

Long Beach Parking Study - Downtown On-Street Metered Occupancy Survey**A39S****Weekday**

Date

4/19/2018

Day

Thursday

	STANDARD_S	ADA_STALLS	RESERVED_S	LOADING_ZO	METERED_ST	TIME_LIMIT
	0	0	0	0	8	0
7:00AM					1	
8:00AM					2	
9:00AM					4	
4:00PM					7	
5:00PM					7	
6:00PM					7	

Saturday

Date

4/21/2018

Day

Saturday

	STANDARD_S	ADA_STALLS	RESERVED_S	LOADING_ZO	METERED_ST	TIME_LIMIT
	0	0	0	0	8	0
11:00AM					7	
Noon					7	
1:00PM					7	
6:00PM					5	
7:00PM					7	
8:00PM					7	

Long Beach Parking Study - Downtown On-Street Metered Occupancy Survey**A39W****Weekday**

Date

4/19/2018

Day

Thursday

	STANDARD_S	ADA_STALLS	RESERVED_S	LOADING_ZO	METERED_ST	TIME_LIMIT
	0	0	0	0	0	6
7:00AM						2
8:00AM						1
9:00AM						5
4:00PM						6
5:00PM						5
6:00PM						4

Saturday

Date

4/21/2018

Day

Saturday

	STANDARD_S	ADA_STALLS	RESERVED_S	LOADING_ZO	METERED_ST	TIME_LIMIT
	0	0	0	0	0	6
11:00AM						6
Noon						2
1:00PM						4
6:00PM						4
7:00PM						5
8:00PM						5

Long Beach Parking Study - Downtown On-Street Metered Occupancy Survey

A40N

Weekday

Date

4/19/2018

Day

Thursday

	STANDARD_S	ADA_STALLS	RESERVED_S	LOADING_ZO	METERED_ST	TIME_LIMIT
	0	0	0	1	0	2
7:00AM				0		2
8:00AM				0		2
9:00AM				0		2
4:00PM				0		1
5:00PM				1		2
6:00PM				1		2

Saturday

Date

4/21/2018

Day

Saturday

	STANDARD_S	ADA_STALLS	RESERVED_S	LOADING_ZO	METERED_ST	TIME_LIMIT
	0	0	0	1	0	2
11:00AM				0		2
Noon				0		2
1:00PM				1		1
6:00PM				1		2
7:00PM				1		2
8:00PM				1		2

Long Beach Parking Study - Downtown On-Street Metered Occupancy Survey

A40S

Weekday

Date

4/19/2018

Day

Thursday

	STANDARD_S	ADA_STALLS	RESERVED_S	LOADING_ZO	METERED_ST	TIME_LIMIT
	0	0	0	1	6	0
7:00AM				0	2	
8:00AM				1	6	
9:00AM				1	5	
4:00PM				0	6	
5:00PM				0	6	
6:00PM				2	6	

Saturday

Date

4/21/2018

Day

Saturday

	STANDARD_S	ADA_STALLS	RESERVED_S	LOADING_ZO	METERED_ST	TIME_LIMIT
	0	0	0	1	6	0
11:00AM				0	3	
Noon				0	3	
1:00PM				0	2	
6:00PM				0	5	
7:00PM				0	6	
8:00PM				0	6	

Long Beach Parking Study - Downtown On-Street Metered Occupancy Survey**A41E****Weekday**

Date

4/19/2018

Day

Thursday

	STANDARD_S	ADA_STALLS	RESERVED_S	LOADING_ZO	METERED_ST	TIME_LIMIT
	0	0	0	1	12	1
7:00AM				0	6	0
8:00AM				0	5	0
9:00AM				0	1	0
4:00PM				0	2	0
5:00PM				0	6	0
6:00PM				0	12	1

Saturday

Date

4/21/2018

Day

Saturday

	STANDARD_S	ADA_STALLS	RESERVED_S	LOADING_ZO	METERED_ST	TIME_LIMIT
	0	0	0	1	12	1
11:00AM				0	11	0
Noon				0	6	0
1:00PM				0	9	0
6:00PM				0	12	1
7:00PM				1	12	1
8:00PM				0	12	1

Long Beach Parking Study - Downtown On-Street Metered Occupancy Survey**A41N****Weekday**

Date

4/19/2018

Day

Thursday

	STANDARD_S	ADA_STALLS	RESERVED_S	LOADING_ZO	METERED_ST	TIME_LIMIT
	0	0	0	0	7	2
7:00AM					6	1
8:00AM					0	2
9:00AM					2	1
4:00PM					3	1
5:00PM					4	0
6:00PM					5	0

Saturday

Date

4/21/2018

Day

Saturday

	STANDARD_S	ADA_STALLS	RESERVED_S	LOADING_ZO	METERED_ST	TIME_LIMIT
	0	0	0	0	7	2
11:00AM					5	2
Noon					7	2
1:00PM					7	0
6:00PM					7	1
7:00PM					7	1
8:00PM					7	1

Long Beach Parking Study - Downtown On-Street Metered Occupancy Survey**A41S****Weekday**

Date

4/19/2018

Day

Thursday

	STANDARD_S	ADA_STALLS	RESERVED_S	LOADING_ZO	METERED_ST	TIME_LIMIT
	0	0	0	0	6	0
7:00AM					6	
8:00AM					2	
9:00AM					1	
4:00PM					2	
5:00PM					3	
6:00PM					3	

Saturday

Date

4/21/2018

Day

Saturday

	STANDARD_S	ADA_STALLS	RESERVED_S	LOADING_ZO	METERED_ST	TIME_LIMIT
	0	0	0	0	6	0
11:00AM					1	
Noon					5	
1:00PM					2	
6:00PM					1	
7:00PM					6	
8:00PM					6	

Long Beach Parking Study - Downtown On-Street Metered Occupancy Survey

A41W

Weekday

Date

4/19/2018

Day

Thursday

	STANDARD_S	ADA_STALLS	RESERVED_S	LOADING_ZO	METERED_ST	TIME_LIMIT
	0	0	0	0	4	0
7:00AM					3	
8:00AM					2	
9:00AM					2	
4:00PM					3	
5:00PM					2	
6:00PM					2	

Saturday

Date

4/21/2018

Day

Saturday

	STANDARD_S	ADA_STALLS	RESERVED_S	LOADING_ZO	METERED_ST	TIME_LIMIT
	0	0	0	0	4	0
11:00AM					3	
Noon					3	
1:00PM					2	
6:00PM					1	
7:00PM					4	
8:00PM					2	

Long Beach Parking Study - Downtown On-Street Occupancy Survey

A42E

Weekday

Date 10/12/2017 Day Thursday

	STANDARD_S	ADA_STALLS	RESERVED_S	LOADING_ZO	METERED_ST	TIME_LIMIT
	26	1	0	1	0	0
7:00AM	25	1		1		
8:00AM	24	1		0		
9:00AM	27	1		0		
4:00PM	27	1		1		
5:00PM	27	1		1		
6:00PM	28	1		1		

Saturday

Date 10/7/2017 Day Saturday

	STANDARD_S	ADA_STALLS	RESERVED_S	LOADING_ZO	METERED_ST	TIME_LIMIT
	26	1	0	1	0	0
11:00AM	28	0		1		
Noon	26	1		1		
1:00PM	26	1		1		
6:00PM	26	1		1		
7:00PM	28	1		1		
8:00PM	27	0		1		

Long Beach Parking Study - Downtown On-Street Metered Occupancy Survey**A42S****Weekday**

Date

4/19/2018

Day

Thursday

	STANDARD_S	ADA_STALLS	RESERVED_S	LOADING_ZO	METERED_ST	TIME_LIMIT
	0	0	0	0	5	0
7:00AM					2	
8:00AM					2	
9:00AM					2	
4:00PM					3	
5:00PM					0	
6:00PM					3	

Saturday

Date

4/21/2018

Day

Saturday

	STANDARD_S	ADA_STALLS	RESERVED_S	LOADING_ZO	METERED_ST	TIME_LIMIT
	0	0	0	0	5	0
11:00AM					4	
Noon					4	
1:00PM					2	
6:00PM					4	
7:00PM					5	
8:00PM					4	

Long Beach Parking Study - Downtown On-Street Metered Occupancy Survey

A42W

Weekday

Date

4/19/2018

Day

Thursday

	STANDARD_S	ADA_STALLS	RESERVED_S	LOADING_ZO	METERED_ST	TIME_LIMIT
	0	0	0	0	7	1
7:00AM					2	1
8:00AM					2	1
9:00AM					2	0
4:00PM					5	1
5:00PM					3	1
6:00PM					7	1

Saturday

Date

4/21/2018

Day

Saturday

	STANDARD_S	ADA_STALLS	RESERVED_S	LOADING_ZO	METERED_ST	TIME_LIMIT
	0	0	0	0	7	1
11:00AM					3	0
Noon					6	0
1:00PM					4	0
6:00PM					7	1
7:00PM					7	1
8:00PM					6	1

Long Beach Parking Study - Downtown On-Street Occupancy Survey**A43W****Weekday**

Date

10/12/2017

Day

Thursday

	STANDARD_S	ADA_STALLS	RESERVED_S	LOADING_ZO	METERED_ST	TIME_LIMIT
	11	2	0	0	0	1
7:00AM	10	2				1
8:00AM	10	2				1
9:00AM	12	2				0
4:00PM	12	2				0
5:00PM	12	2				1
6:00PM	12	2				1

Saturday

Date

10/7/2017

Day

Saturday

	STANDARD_S	ADA_STALLS	RESERVED_S	LOADING_ZO	METERED_ST	TIME_LIMIT
	11	2	0	0	0	1
11:00AM	11	2				1
Noon	11	2				1
1:00PM	13	0				1
6:00PM	12	2				1
7:00PM	12	2				1
8:00PM	11	2				1

Long Beach Parking Study - Downtown On-Street Metered Occupancy Survey**A43N****Weekday**

Date

4/19/2018

Day

Thursday

	STANDARD_S	ADA_STALLS	RESERVED_S	LOADING_ZO	METERED_ST	TIME_LIMIT
	0	0	0	0	6	0
7:00AM					3	
8:00AM					2	
9:00AM					2	
4:00PM					5	
5:00PM					6	
6:00PM					6	

Saturday

Date

4/21/2018

Day

Saturday

	STANDARD_S	ADA_STALLS	RESERVED_S	LOADING_ZO	METERED_ST	TIME_LIMIT
	0	0	0	0	6	0
11:00AM					5	
Noon					5	
1:00PM					5	
6:00PM					6	
7:00PM					6	
8:00PM					6	

Long Beach Parking Study - Downtown On-Street Metered Occupancy Survey**A43S****Weekday**

Date

4/19/2018

Day

Thursday

	STANDARD_S	ADA_STALLS	RESERVED_S	LOADING_ZO	METERED_ST	TIME_LIMIT
	0	0	0	2	4	1
7:00AM				1	1	1
8:00AM				1	2	0
9:00AM				0	3	0
4:00PM				2	4	0
5:00PM				2	4	1
6:00PM				1	4	1

Saturday

Date

4/21/2018

Day

Saturday

	STANDARD_S	ADA_STALLS	RESERVED_S	LOADING_ZO	METERED_ST	TIME_LIMIT
	0	0	0	2	4	1
11:00AM				1	4	0
Noon				2	4	0
1:00PM				2	4	0
6:00PM				2	4	1
7:00PM				2	4	1
8:00PM				2	4	0

Long Beach Parking Study - Downtown On-Street Occupancy Survey**A44E****Weekday**

Date

10/12/2017

Day

Thursday

	STANDARD_S	ADA_STALLS	RESERVED_S	LOADING_ZO	METERED_ST	TIME_LIMIT
	16	0	0	0	0	2
7:00AM	18					0
8:00AM	18					0
9:00AM	19					2
4:00PM	19					0
5:00PM	18					2
6:00PM	19					2

Saturday

Date

10/7/2017

Day

Saturday

	STANDARD_S	ADA_STALLS	RESERVED_S	LOADING_ZO	METERED_ST	TIME_LIMIT
	16	0	0	0	0	2
11:00AM	20					2
Noon	20					2
1:00PM	19					2
6:00PM	18					2
7:00PM	25					2
8:00PM	26					2

Long Beach Parking Study - Downtown On-Street Metered Occupancy Survey

A44N

Weekday

Date

4/19/2018

Day

Thursday

	STANDARD_S	ADA_STALLS	RESERVED_S	LOADING_ZO	METERED_ST	TIME_LIMIT
	0	0	0	0	2	1
7:00AM					2	0
8:00AM					1	1
9:00AM					2	1
4:00PM					2	1
5:00PM					2	1
6:00PM					2	1

Saturday

Date

4/21/2018

Day

Saturday

	STANDARD_S	ADA_STALLS	RESERVED_S	LOADING_ZO	METERED_ST	TIME_LIMIT
	0	0	0	0	2	1
11:00AM					2	1
Noon					2	1
1:00PM					2	1
6:00PM					2	1
7:00PM					2	1
8:00PM					2	1

Long Beach Parking Study - Downtown On-Street Occupancy Survey**A45E****Weekday**

Date 10/12/2017

Day Thursday

	STANDARD_S	ADA_STALLS	RESERVED_S	LOADING_ZO	METERED_ST	TIME_LIMIT
	14	0	0	0	0	0
7:00AM	14					
8:00AM	12					
9:00AM	12					
4:00PM	14					
5:00PM	13					
6:00PM	14					

Saturday

Date 10/7/2017

Day Saturday

	STANDARD_S	ADA_STALLS	RESERVED_S	LOADING_ZO	METERED_ST	TIME_LIMIT
	14	0	0	0	0	0
11:00AM	16					
Noon	16					
1:00PM	15					
6:00PM	16					
7:00PM	16					
8:00PM	17					

Long Beach Parking Study - Downtown On-Street Occupancy Survey**A45S****Weekday**

Date

10/12/2017

Day

Thursday

	STANDARD_S	ADA_STALLS	RESERVED_S	LOADING_ZO	METERED_ST	TIME_LIMIT
	3	0	0	0	0	0
7:00AM	2					
8:00AM	2					
9:00AM	3					
4:00PM	3					
5:00PM	2					
6:00PM	3					

Saturday

Date

10/7/2017

Day

Saturday

	STANDARD_S	ADA_STALLS	RESERVED_S	LOADING_ZO	METERED_ST	TIME_LIMIT
	3	0	0	0	0	0
11:00AM	3					
Noon	3					
1:00PM	3					
6:00PM	3					
7:00PM	3					
8:00PM	3					

Long Beach Parking Study - Downtown On-Street Occupancy Survey**A45W****Weekday**

Date 10/12/2017

Day Thursday

	STANDARD_S	ADA_STALLS	RESERVED_S	LOADING_ZO	METERED_ST	TIME_LIMIT
	14	2	0	0	0	0
7:00AM	11	2				
8:00AM	11	1				
9:00AM	11	2				
4:00PM	14	1				
5:00PM	14	2				
6:00PM	13	2				

Saturday

Date 10/7/2017

Day Saturday

	STANDARD_S	ADA_STALLS	RESERVED_S	LOADING_ZO	METERED_ST	TIME_LIMIT
	14	2	0	0	0	0
11:00AM	12	2				
Noon	14	0				
1:00PM	16	0				
6:00PM	14	1				
7:00PM	14	1				
8:00PM	13	2				

Long Beach Parking Study - Downtown On-Street Occupancy Survey

A46E

Weekday

Date 10/12/2017

Day Thursday

	STANDARD_S	ADA_STALLS	RESERVED_S	LOADING_ZO	METERED_ST	TIME_LIMIT
	9	0	0	0	0	1
7:00AM	3					0
8:00AM	5					0
9:00AM	8					0
4:00PM	9					0
5:00PM	10					0
6:00PM	7					0

Saturday

Date 10/7/2017

Day Saturday

	STANDARD_S	ADA_STALLS	RESERVED_S	LOADING_ZO	METERED_ST	TIME_LIMIT
	9	0	0	0	0	1
11:00AM	10					1
Noon	10					1
1:00PM	11					1
6:00PM	11					1
7:00PM	10					1
8:00PM	11					1

Long Beach Parking Study - Downtown On-Street Occupancy Survey

A46W

Weekday

Date 10/12/2017

Day Thursday

	STANDARD_S	ADA_STALLS	RESERVED_S	LOADING_ZO	METERED_ST	TIME_LIMIT
	25	1	0	0	0	0
7:00AM	27	0				
8:00AM	25	0				
9:00AM	25	0				
4:00PM	25	1				
5:00PM	27	1				
6:00PM	27	1				

Saturday

Date 10/7/2017

Day Saturday

	STANDARD_S	ADA_STALLS	RESERVED_S	LOADING_ZO	METERED_ST	TIME_LIMIT
	25	1	0	0	0	0
11:00AM	25	1				
Noon	27	1				
1:00PM	26	1				
6:00PM	25	1				
7:00PM	32	1				
8:00PM	34	1				

Long Beach Parking Study - Downtown On-Street Metered Occupancy Survey

A48E

Weekday

Date

4/19/2018

Day

Thursday

	STANDARD_S	ADA_STALLS	RESERVED_S	LOADING_ZO	METERED_ST	TIME_LIMIT
	0	0	0	0	12	0
7:00AM					9	
8:00AM					12	
9:00AM					12	
4:00PM					5	
5:00PM					3	
6:00PM					0	

Saturday

Date

4/21/2018

Day

Saturday

	STANDARD_S	ADA_STALLS	RESERVED_S	LOADING_ZO	METERED_ST	TIME_LIMIT
	0	0	0	0	12	0
11:00AM					3	
Noon					2	
1:00PM					2	
6:00PM					2	
7:00PM					1	
8:00PM					1	

Long Beach Parking Study - Downtown On-Street Occupancy Survey

A50S

Weekday

Date 10/12/2017 Day Thursday

	STANDARD_S	ADA_STALLS	RESERVED_S	LOADING_ZO	METERED_ST	TIME_LIMIT
	0	0	8	0	0	0
7:00AM			8			
8:00AM			8			
9:00AM			6			
4:00PM			6			
5:00PM			2			
6:00PM			0			

Saturday

Date 10/7/2017 Day Saturday

	STANDARD_S	ADA_STALLS	RESERVED_S	LOADING_ZO	METERED_ST	TIME_LIMIT
	0	0	8	0	0	0
11:00AM			0			
Noon			0			
1:00PM			0			
6:00PM			0			
7:00PM			0			
8:00PM			0			

Long Beach Parking Study - Downtown On-Street Occupancy Survey**A50W****Weekday**

Date

10/12/2017

Day

Thursday

	STANDARD_S	ADA_STALLS	RESERVED_S	LOADING_ZO	METERED_ST	TIME_LIMIT
	0	0	5	0	0	0
7:00AM			2			
8:00AM			3			
9:00AM			5			
4:00PM			4			
5:00PM			3			
6:00PM			3			

Saturday

Date

10/7/2017

Day

Saturday

	STANDARD_S	ADA_STALLS	RESERVED_S	LOADING_ZO	METERED_ST	TIME_LIMIT
	0	0	5	0	0	0
11:00AM			1			
Noon			1			
1:00PM			1			
6:00PM			1			
7:00PM			1			
8:00PM			1			

Long Beach Parking Study - Downtown On-Street Occupancy Survey

A51S

Weekday

Date 10/12/2017 Day Thursday

	STANDARD_S	ADA_STALLS	RESERVED_S	LOADING_ZO	METERED_ST	TIME_LIMIT
	0	0	13	0	0	0
7:00AM			4			
8:00AM			6			
9:00AM			9			
4:00PM			3			
5:00PM			1			
6:00PM			1			

Saturday

Date 10/7/2017 Day Saturday

	STANDARD_S	ADA_STALLS	RESERVED_S	LOADING_ZO	METERED_ST	TIME_LIMIT
	0	0	13	0	0	0
11:00AM			2			
Noon			2			
1:00PM			1			
6:00PM			0			
7:00PM			0			
8:00PM			1			

Long Beach Parking Study - Downtown On-Street Occupancy Survey

A52E

Weekday

Date 10/12/2017 Day Thursday

	STANDARD_S	ADA_STALLS	RESERVED_S	LOADING_ZO	METERED_ST	TIME_LIMIT
	0	0	0	5	0	0
7:00AM				3		
8:00AM				0		
9:00AM				1		
4:00PM				3		
5:00PM				4		
6:00PM				3		

Saturday

Date 10/7/2017 Day Saturday

	STANDARD_S	ADA_STALLS	RESERVED_S	LOADING_ZO	METERED_ST	TIME_LIMIT
	0	0	0	5	0	0
11:00AM				0		
Noon				2		
1:00PM				1		
6:00PM				4		
7:00PM				5		
8:00PM				6		

Long Beach Parking Study - Downtown On-Street Metered Occupancy Survey

A52N

Weekday

Date

4/19/2018

Day

Thursday

	STANDARD_S	ADA_STALLS	RESERVED_S	LOADING_ZO	METERED_ST	TIME_LIMIT
	0	0	0	2	0	9
7:00AM				0		1
8:00AM				0		3
9:00AM				2		6
4:00PM				0		7
5:00PM				0		6
6:00PM				0		6

Saturday

Date

4/21/2018

Day

Saturday

	STANDARD_S	ADA_STALLS	RESERVED_S	LOADING_ZO	METERED_ST	TIME_LIMIT
	0	0	0	2	0	9
11:00AM				0		1
Noon				0		4
1:00PM				0		7
6:00PM				0		9
7:00PM				1		9
8:00PM				0		5

Long Beach Parking Study - Downtown On-Street Occupancy Survey

A53W

Weekday

Date 10/12/2017

Day Thursday

	STANDARD_S	ADA_STALLS	RESERVED_S	LOADING_ZO	METERED_ST	TIME_LIMIT
	0	0	0	7	0	0
7:00AM				1		
8:00AM				1		
9:00AM				3		
4:00PM				1		
5:00PM				0		
6:00PM				6		

Saturday

Date 10/7/2017

Day Saturday

	STANDARD_S	ADA_STALLS	RESERVED_S	LOADING_ZO	METERED_ST	TIME_LIMIT
	0	0	0	7	0	0
11:00AM				0		
Noon				1		
1:00PM				0		
6:00PM				5		
7:00PM				2		
8:00PM				1		

Long Beach Parking Study - Downtown On-Street Metered Occupancy Survey**A53N****Weekday**

Date

4/19/2018

Day

Thursday

	STANDARD_S	ADA_STALLS	RESERVED_S	LOADING_ZO	METERED_ST	TIME_LIMIT
	0	0	0	1	0	7
7:00AM				0		1
8:00AM				1		4
9:00AM				1		1
4:00PM				1		6
5:00PM				1		3
6:00PM				1		3

Saturday

Date

4/21/2018

Day

Saturday

	STANDARD_S	ADA_STALLS	RESERVED_S	LOADING_ZO	METERED_ST	TIME_LIMIT
	0	0	0	1	0	7
11:00AM				0		2
Noon				0		7
1:00PM				0		5
6:00PM				0		7
7:00PM				0		6
8:00PM				0		6

Long Beach Parking Study - Downtown On-Street Metered Occupancy Survey

A54N

Weekday

Date

4/19/2018

Day

Thursday

	STANDARD_S	ADA_STALLS	RESERVED_S	LOADING_ZO	METERED_ST	TIME_LIMIT
	0	0	0	0	0	5
7:00AM						0
8:00AM						1
9:00AM						1
4:00PM						4
5:00PM						3
6:00PM						3

Saturday

Date

4/21/2018

Day

Saturday

	STANDARD_S	ADA_STALLS	RESERVED_S	LOADING_ZO	METERED_ST	TIME_LIMIT
	0	0	0	0	0	5
11:00AM						0
Noon						1
1:00PM						2
6:00PM						2
7:00PM						5
8:00PM						5

Long Beach Parking Study - Downtown On-Street Metered Occupancy Survey

A55N

Weekday

Date

4/19/2018

Day

Thursday

	STANDARD_S	ADA_STALLS	RESERVED_S	LOADING_ZO	METERED_ST	TIME_LIMIT
	0	0	0	0	10	1
7:00AM					8	0
8:00AM					8	1
9:00AM					8	0
4:00PM					7	1
5:00PM					7	1
6:00PM					9	1

Saturday

Date

4/21/2018

Day

Saturday

	STANDARD_S	ADA_STALLS	RESERVED_S	LOADING_ZO	METERED_ST	TIME_LIMIT
	0	0	0	0	10	1
11:00AM					5	0
Noon					8	0
1:00PM					7	0
6:00PM					10	0
7:00PM					10	0
8:00PM					10	0

Long Beach Parking Study - Downtown On-Street Metered Occupancy Survey

A56E

Weekday

Date

4/19/2018

Day

Thursday

	STANDARD_S	ADA_STALLS	RESERVED_S	LOADING_ZO	METERED_ST	TIME_LIMIT
	0	0	0	0	18	6
7:00AM					11	3
8:00AM					6	1
9:00AM					4	1
4:00PM					2	0
5:00PM					8	0
6:00PM					13	1

Saturday

Date

4/21/2018

Day

Saturday

	STANDARD_S	ADA_STALLS	RESERVED_S	LOADING_ZO	METERED_ST	TIME_LIMIT
	0	0	0	0	18	6
11:00AM					7	1
Noon					10	1
1:00PM					8	0
6:00PM					18	6
7:00PM					18	6
8:00PM					18	6

Long Beach Parking Study - Downtown On-Street Metered Occupancy Survey

A56N

Weekday

Date

4/19/2018

Day

Thursday

	STANDARD_S	ADA_STALLS	RESERVED_S	LOADING_ZO	METERED_ST	TIME_LIMIT
	0	0	0	0	5	0
7:00AM					2	
8:00AM					2	
9:00AM					0	
4:00PM					0	
5:00PM					2	
6:00PM					2	

Saturday

Date

4/21/2018

Day

Saturday

	STANDARD_S	ADA_STALLS	RESERVED_S	LOADING_ZO	METERED_ST	TIME_LIMIT
	0	0	0	0	5	0
11:00AM					2	
Noon					3	
1:00PM					0	
6:00PM					3	
7:00PM					5	
8:00PM					8	

Long Beach Parking Study - Downtown On-Street Metered Occupancy Survey**A56S****Weekday**

Date

4/19/2018

Day

Thursday

	STANDARD_S	ADA_STALLS	RESERVED_S	LOADING_ZO	METERED_ST	TIME_LIMIT
	0	0	0	0	8	0
7:00AM					6	
8:00AM					5	
9:00AM					3	
4:00PM					4	
5:00PM					6	
6:00PM					6	

Saturday

Date

4/21/2018

Day

Saturday

	STANDARD_S	ADA_STALLS	RESERVED_S	LOADING_ZO	METERED_ST	TIME_LIMIT
	0	0	0	0	8	0
11:00AM					7	
Noon					7	
1:00PM					5	
6:00PM					7	
7:00PM					8	
8:00PM					8	

Long Beach Parking Study - Downtown On-Street Occupancy Survey**A57E****Weekday**

Date

4/19/2018

Day

Thursday

	STANDARD_S	ADA_STALLS	RESERVED_S	LOADING_ZO	METERED_ST	TIME_LIMIT
	0	0	0	0	17	3
7:00AM					16	2
8:00AM					14	2
9:00AM					14	1
4:00PM					16	0
5:00PM					17	3
6:00PM					17	3

Saturday

Date

4/21/2018

Day

Saturday

	STANDARD_S	ADA_STALLS	RESERVED_S	LOADING_ZO	METERED_ST	TIME_LIMIT
	0	0	0	0	17	3
11:00AM					6	1
Noon					9	2
1:00PM					9	3
6:00PM					17	3
7:00PM					17	3
8:00PM					17	3

Long Beach Parking Study - Downtown On-Street Occupancy Survey**A57N****Weekday**

Date

4/19/2018

Day

Thursday

	STANDARD_S	ADA_STALLS	RESERVED_S	LOADING_ZO	METERED_ST	TIME_LIMIT
	0	0	0	1	9	1
7:00AM				0	9	0
8:00AM				0	8	0
9:00AM				0	7	0
4:00PM				0	5	0
5:00PM				0	8	0
6:00PM				1	9	1

Saturday

Date

4/21/2018

Day

Saturday

	STANDARD_S	ADA_STALLS	RESERVED_S	LOADING_ZO	METERED_ST	TIME_LIMIT
	0	0	0	1	9	1
11:00AM				0	7	0
Noon				0	9	0
1:00PM				0	9	0
6:00PM				1	9	1
7:00PM				1	9	1
8:00PM				1	9	1

Long Beach Parking Study - Downtown On-Street Occupancy Survey**A57S****Weekday**

Date

4/19/2018

Day

Thursday

	STANDARD_S	ADA_STALLS	RESERVED_S	LOADING_ZO	METERED_ST	TIME_LIMIT
	0	0	0	0	7	4
7:00AM					7	3
8:00AM					6	2
9:00AM					5	2
4:00PM					5	1
5:00PM					7	2
6:00PM					7	4

Saturday

Date

4/21/2018

Day

Saturday

	STANDARD_S	ADA_STALLS	RESERVED_S	LOADING_ZO	METERED_ST	TIME_LIMIT
	0	0	0	0	7	4
11:00AM					7	4
Noon					7	4
1:00PM					7	4
6:00PM					7	4
7:00PM					7	4
8:00PM					6	3

Long Beach Parking Study - Downtown On-Street Occupancy Survey**A57W****Weekday**

Date

4/19/2018

Day

Thursday

	STANDARD_S	ADA_STALLS	RESERVED_S	LOADING_ZO	METERED_ST	TIME_LIMIT
	0	0	0	0	9	0
7:00AM					6	
8:00AM					6	
9:00AM					6	
4:00PM					2	
5:00PM					7	
6:00PM					9	

Saturday

Date

4/21/2018

Day

Saturday

	STANDARD_S	ADA_STALLS	RESERVED_S	LOADING_ZO	METERED_ST	TIME_LIMIT
	0	0	0	0	9	0
11:00AM					3	
Noon					8	
1:00PM					8	
6:00PM					8	
7:00PM					9	
8:00PM					9	

Long Beach Parking Study - Downtown On-Street Metered Occupancy Survey**A58E****Weekday**

Date

4/19/2018

Day

Thursday

	STANDARD_S	ADA_STALLS	RESERVED_S	LOADING_ZO	METERED_ST	TIME_LIMIT
	7	0	0	0	0	2
7:00AM	6					2
8:00AM	7					1
9:00AM	7					2
4:00PM	5					1
5:00PM	6					0
6:00PM	7					2

Saturday

Date

4/21/2018

Day

Saturday

	STANDARD_S	ADA_STALLS	RESERVED_S	LOADING_ZO	METERED_ST	TIME_LIMIT
	7	0	0	0	0	2
11:00AM	4					0
Noon	2					0
1:00PM	7					0
6:00PM	7					2
7:00PM	7					2
8:00PM	7					2

Long Beach Parking Study - Downtown On-Street Metered Occupancy Survey**A58N****Weekday**

Date

4/19/2018

Day

Thursday

	STANDARD_S	ADA_STALLS	RESERVED_S	LOADING_ZO	METERED_ST	TIME_LIMIT
	0	0	0	1	9	0
7:00AM				1	6	
8:00AM				0	2	
9:00AM				0	4	
4:00PM				0	8	
5:00PM				0	7	
6:00PM				1	8	

Saturday

Date

4/21/2018

Day

Saturday

	STANDARD_S	ADA_STALLS	RESERVED_S	LOADING_ZO	METERED_ST	TIME_LIMIT
	0	0	0	1	9	0
11:00AM				1	8	
Noon				1	8	
1:00PM				0	6	
6:00PM				2	9	
7:00PM				2	8	
8:00PM				2	9	

Long Beach Parking Study - Downtown On-Street Metered Occupancy Survey**A58S****Weekday**

Date

4/19/2018

Day

Thursday

	STANDARD_S	ADA_STALLS	RESERVED_S	LOADING_ZO	METERED_ST	TIME_LIMIT
	0	0	0	0	6	2
7:00AM					4	2
8:00AM					5	2
9:00AM					6	1
4:00PM					3	0
5:00PM					2	1
6:00PM					6	1

Saturday

Date

4/21/2018

Day

Saturday

	STANDARD_S	ADA_STALLS	RESERVED_S	LOADING_ZO	METERED_ST	TIME_LIMIT
	0	0	0	0	6	2
11:00AM					2	0
Noon					6	1
1:00PM					6	1
6:00PM					6	2
7:00PM					6	2
8:00PM					6	2

Long Beach Parking Study - Downtown On-Street Metered Occupancy Survey**A58W****Weekday**

Date

4/19/2018

Day

Thursday

	STANDARD_S	ADA_STALLS	RESERVED_S	LOADING_ZO	METERED_ST	TIME_LIMIT
	0	1	0	4	6	2
7:00AM		1		1	4	1
8:00AM		1		1	5	1
9:00AM		1		1	3	2
4:00PM		1		1	6	0
5:00PM		1		1	6	2
6:00PM		1		1	6	2

Saturday

Date

4/21/2018

Day

Saturday

	STANDARD_S	ADA_STALLS	RESERVED_S	LOADING_ZO	METERED_ST	TIME_LIMIT
	0	1	0	4	6	2
11:00AM		0		1	6	2
Noon		0		0	6	1
1:00PM		1		1	6	2
6:00PM		0		1	6	2
7:00PM		0		1	4	2
8:00PM		0		4	6	2

Long Beach Parking Study - Downtown On-Street Occupancy Survey**A59E****Weekday**

Date 10/12/2017

Day Thursday

	STANDARD_S	ADA_STALLS	RESERVED_S	LOADING_ZO	METERED_ST	TIME_LIMIT
	26	0	0	0	0	0
7:00AM	26					
8:00AM	25					
9:00AM	26					
4:00PM	26					
5:00PM	26					
6:00PM	26					

Saturday

Date 10/7/2017

Day Saturday

	STANDARD_S	ADA_STALLS	RESERVED_S	LOADING_ZO	METERED_ST	TIME_LIMIT
	26	0	0	0	0	0
11:00AM	26					
Noon	26					
1:00PM	26					
6:00PM	27					
7:00PM	27					
8:00PM	26					

Long Beach Parking Study - Downtown On-Street Occupancy Survey

A59S

Weekday

Date 10/12/2017 Day Thursday

	STANDARD_S	ADA_STALLS	RESERVED_S	LOADING_ZO	METERED_ST	TIME_LIMIT
	16	2	0	0	0	0
7:00AM	15	2				
8:00AM	16	0				
9:00AM	16	0				
4:00PM	16	2				
5:00PM	16	2				
6:00PM	16	2				

Saturday

Date 10/7/2017 Day Saturday

	STANDARD_S	ADA_STALLS	RESERVED_S	LOADING_ZO	METERED_ST	TIME_LIMIT
	16	2	0	0	0	0
11:00AM	16	2				
Noon	16	1				
1:00PM	16	2				
6:00PM	16	2				
7:00PM	16	2				
8:00PM	16	2				

Long Beach Parking Study - Downtown On-Street Occupancy Survey**A60W****Weekday**

Date

10/12/2017

Day

Thursday

	STANDARD_S	ADA_STALLS	RESERVED_S	LOADING_ZO	METERED_ST	TIME_LIMIT
	21	0	0	0	0	1
7:00AM	12					1
8:00AM	11					0
9:00AM	11					0
4:00PM	12					1
5:00PM	10					1
6:00PM	13					0

Saturday

Date

10/7/2017

Day

Saturday

	STANDARD_S	ADA_STALLS	RESERVED_S	LOADING_ZO	METERED_ST	TIME_LIMIT
	21	0	0	0	0	1
11:00AM	15					0
Noon	14					0
1:00PM	14					0
6:00PM	16					0
7:00PM	16					0
8:00PM	16					0

Long Beach Parking Study - Downtown On-Street Occupancy Survey**A60N****Weekday**

Date

10/12/2017

Day

Thursday

	STANDARD_S	ADA_STALLS	RESERVED_S	LOADING_ZO	METERED_ST	TIME_LIMIT
	9	0	0	1	0	0
7:00AM	8			1		
8:00AM	7			1		
9:00AM	7			1		
4:00PM	8			0		
5:00PM	8			0		
6:00PM	9			1		

Saturday

Date

10/7/2017

Day

Saturday

	STANDARD_S	ADA_STALLS	RESERVED_S	LOADING_ZO	METERED_ST	TIME_LIMIT
	9	0	0	1	0	0
11:00AM	10			1		
Noon	11			0		
1:00PM	11			0		
6:00PM	8			0		
7:00PM	10			0		
8:00PM	11			0		

Long Beach Parking Study - Downtown On-Street Occupancy Survey

A60S

Weekday

Date 10/12/2017 Day Thursday

	STANDARD_S	ADA_STALLS	RESERVED_S	LOADING_ZO	METERED_ST	TIME_LIMIT
	4	0	0	0	0	0
7:00AM	5					
8:00AM	6					
9:00AM	6					
4:00PM	6					
5:00PM	6					
6:00PM	6					

Saturday

Date 10/7/2017 Day Saturday

	STANDARD_S	ADA_STALLS	RESERVED_S	LOADING_ZO	METERED_ST	TIME_LIMIT
	4	0	0	0	0	0
11:00AM	6					
Noon	6					
1:00PM	7					
6:00PM	7					
7:00PM	7					
8:00PM	7					

Long Beach Parking Study - Downtown On-Street Occupancy Survey

A61S

Weekday

Date 10/12/2017 Day Thursday

	STANDARD_S	ADA_STALLS	RESERVED_S	LOADING_ZO	METERED_ST	TIME_LIMIT
	0	0	0	3	0	0
7:00AM				0		
8:00AM				0		
9:00AM				0		
4:00PM				1		
5:00PM				3		
6:00PM				1		

Saturday

Date 10/7/2017 Day Saturday

	STANDARD_S	ADA_STALLS	RESERVED_S	LOADING_ZO	METERED_ST	TIME_LIMIT
	0	0	0	3	0	0
11:00AM				3		
Noon				2		
1:00PM				2		
6:00PM				0		
7:00PM				1		
8:00PM				2		

Long Beach Parking Study - Downtown On-Street Occupancy Survey**A63E****Weekday**

Date

10/12/2017

Day

Thursday

	STANDARD_S	ADA_STALLS	RESERVED_S	LOADING_ZO	METERED_ST	TIME_LIMIT
	0	0	0	4	0	1
7:00AM				0		0
8:00AM				1		0
9:00AM				0		0
4:00PM				0		0
5:00PM				1		0
6:00PM				0		0

Saturday

Date

10/7/2017

Day

Saturday

	STANDARD_S	ADA_STALLS	RESERVED_S	LOADING_ZO	METERED_ST	TIME_LIMIT
	0	0	0	4	0	1
11:00AM				0		0
Noon				1		0
1:00PM				1		0
6:00PM				0		0
7:00PM				0		0
8:00PM				0		0

Long Beach Parking Study - Downtown On-Street Metered Occupancy Survey

A64E

Weekday

Date

4/19/2018

Day

Thursday

	STANDARD_S	ADA_STALLS	RESERVED_S	LOADING_ZO	METERED_ST	TIME_LIMIT
	0	0	0	2	0	2
7:00AM				0		1
8:00AM				0		1
9:00AM				1		2
4:00PM				0		1
5:00PM				0		1
6:00PM				0		0

Saturday

Date

4/21/2018

Day

Saturday

	STANDARD_S	ADA_STALLS	RESERVED_S	LOADING_ZO	METERED_ST	TIME_LIMIT
	0	0	0	2	0	2
11:00AM				0		1
Noon				0		0
1:00PM				0		0
6:00PM				0		1
7:00PM				0		1
8:00PM				2		0

Long Beach Parking Study - Downtown On-Street Occupancy Survey**A65S****Weekday**

Date

10/12/2017

Day

Thursday

	STANDARD_S	ADA_STALLS	RESERVED_S	LOADING_ZO	METERED_ST	TIME_LIMIT
	0	0	0	3	0	0
7:00AM				2		
8:00AM				4		
9:00AM				4		
4:00PM				3		
5:00PM				3		
6:00PM				3		

Saturday

Date

10/7/2017

Day

Saturday

	STANDARD_S	ADA_STALLS	RESERVED_S	LOADING_ZO	METERED_ST	TIME_LIMIT
	0	0	0	3	0	0
11:00AM				1		
Noon				2		
1:00PM				4		
6:00PM				2		
7:00PM				1		
8:00PM				0		

Long Beach Parking Study - Downtown On-Street Metered Occupancy Survey

A65E

Weekday

Date

4/19/2018

Day

Thursday

	STANDARD_S	ADA_STALLS	RESERVED_S	LOADING_ZO	METERED_ST	TIME_LIMIT
	0	0	0	0	16	0
7:00AM					12	
8:00AM					10	
9:00AM					9	
4:00PM					6	
5:00PM					10	
6:00PM					9	

Saturday

Date

4/21/2018

Day

Saturday

	STANDARD_S	ADA_STALLS	RESERVED_S	LOADING_ZO	METERED_ST	TIME_LIMIT
	0	0	0	0	16	0
11:00AM					7	
Noon					9	
1:00PM					6	
6:00PM					14	
7:00PM					16	
8:00PM					15	

Long Beach Parking Study - Downtown On-Street Metered Occupancy Survey**A65N****Weekday**

Date

4/19/2018

Day

Thursday

	STANDARD_S	ADA_STALLS	RESERVED_S	LOADING_ZO	METERED_ST	TIME_LIMIT
	0	0	0	0	9	0
7:00AM					6	
8:00AM					7	
9:00AM					6	
4:00PM					4	
5:00PM					2	
6:00PM					4	

Saturday

Date

4/21/2018

Day

Saturday

	STANDARD_S	ADA_STALLS	RESERVED_S	LOADING_ZO	METERED_ST	TIME_LIMIT
	0	0	0	0	9	0
11:00AM					8	
Noon					7	
1:00PM					1	
6:00PM					7	
7:00PM					8	
8:00PM					9	

Long Beach Parking Study - Downtown On-Street Metered Occupancy Survey**A65W****Weekday**

Date

4/19/2018

Day

Thursday

	STANDARD_S	ADA_STALLS	RESERVED_S	LOADING_ZO	METERED_ST	TIME_LIMIT
	0	0	0	3	2	4
7:00AM				1	2	4
8:00AM				1	2	4
9:00AM				2	2	4
4:00PM				2	1	3
5:00PM				0	1	3
6:00PM				1	1	0

Saturday

Date

4/21/2018

Day

Saturday

	STANDARD_S	ADA_STALLS	RESERVED_S	LOADING_ZO	METERED_ST	TIME_LIMIT
	0	0	0	3	2	4
11:00AM				0	2	0
Noon				0	2	0
1:00PM				0	1	0
6:00PM				0	2	1
7:00PM				0	2	2
8:00PM				0	2	4

Long Beach Parking Study - Downtown On-Street Metered Occupancy Survey

A66E

Weekday

Date

4/19/2018

Day

Thursday

	STANDARD_S	ADA_STALLS	RESERVED_S	LOADING_ZO	METERED_ST	TIME_LIMIT
	0	0	0	2	23	4
7:00AM				1	17	4
8:00AM				1	14	3
9:00AM				1	12	3
4:00PM				1	13	4
5:00PM				0	17	2
6:00PM				2	23	4

Saturday

Date

4/21/2018

Day

Saturday

	STANDARD_S	ADA_STALLS	RESERVED_S	LOADING_ZO	METERED_ST	TIME_LIMIT
	0	0	0	2	23	4
11:00AM				0	9	0
Noon				0	20	0
1:00PM				1	23	2
6:00PM				0	15	0
7:00PM				0	23	4
8:00PM				0	23	4

Long Beach Parking Study - Downtown On-Street Metered Occupancy Survey

A66N

Weekday

Date

4/19/2018

Day

Thursday

	STANDARD_S	ADA_STALLS	RESERVED_S	LOADING_ZO	METERED_ST	TIME_LIMIT
	0	0	0	2	11	3
7:00AM				1	8	1
8:00AM				0	7	3
9:00AM				0	7	3
4:00PM				0	6	3
5:00PM				0	9	1
6:00PM				1	10	3

Saturday

Date

4/21/2018

Day

Saturday

	STANDARD_S	ADA_STALLS	RESERVED_S	LOADING_ZO	METERED_ST	TIME_LIMIT
	0	0	0	2	11	3
11:00AM				0	11	1
Noon				0	11	3
1:00PM				0	11	3
6:00PM				1	11	3
7:00PM				0	11	3
8:00PM				1	11	3

Long Beach Parking Study - Downtown On-Street Metered Occupancy Survey

A66S

Weekday

Date

4/19/2018

Day

Thursday

	STANDARD_S	ADA_STALLS	RESERVED_S	LOADING_ZO	METERED_ST	TIME_LIMIT
	0	0	0	1	6	2
7:00AM				0	5	1
8:00AM				1	6	1
9:00AM				0	2	1
4:00PM				0	1	1
5:00PM				0	4	2
6:00PM				0	5	1

Saturday

Date

4/21/2018

Day

Saturday

	STANDARD_S	ADA_STALLS	RESERVED_S	LOADING_ZO	METERED_ST	TIME_LIMIT
	0	0	0	1	6	2
11:00AM				0	5	0
Noon				0	6	1
1:00PM				0	4	0
6:00PM				0	6	0
7:00PM				0	6	0
8:00PM				1	6	2

Long Beach Parking Study - Downtown On-Street Metered Occupancy Survey**A66W****Weekday**

Date

4/19/2018

Day

Thursday

	STANDARD_S	ADA_STALLS	RESERVED_S	LOADING_ZO	METERED_ST	TIME_LIMIT
	0	0	0	0	8	6
7:00AM					6	3
8:00AM					6	4
9:00AM					4	3
4:00PM					4	1
5:00PM					7	0
6:00PM					4	3

Saturday

Date

4/21/2018

Day

Saturday

	STANDARD_S	ADA_STALLS	RESERVED_S	LOADING_ZO	METERED_ST	TIME_LIMIT
	0	0	0	0	8	6
11:00AM					3	0
Noon					7	0
1:00PM					7	1
6:00PM					8	0
7:00PM					7	1
8:00PM					7	1

Long Beach Parking Study - Downtown On-Street Occupancy Survey**A67E****Weekday**

Date

10/12/2017

Day

Thursday

	STANDARD_S	ADA_STALLS	RESERVED_S	LOADING_ZO	METERED_ST	TIME_LIMIT
	0	0	0	0	0	12
7:00AM						10
8:00AM						8
9:00AM						11
4:00PM						9
5:00PM						11
6:00PM						9

Saturday

Date

10/7/2017

Day

Saturday

	STANDARD_S	ADA_STALLS	RESERVED_S	LOADING_ZO	METERED_ST	TIME_LIMIT
	0	0	0	0	0	12
11:00AM						9
Noon						11
1:00PM						11
6:00PM						11
7:00PM						11
8:00PM						11

Long Beach Parking Study - Downtown On-Street Metered Occupancy Survey**A67N****Weekday**

Date

4/19/2018

Day

Thursday

	STANDARD_S	ADA_STALLS	RESERVED_S	LOADING_ZO	METERED_ST	TIME_LIMIT
	0	0	0	2	15	0
7:00AM				0	8	
8:00AM				1	10	
9:00AM				1	10	
4:00PM				0	6	
5:00PM				0	13	
6:00PM				2	13	

Saturday

Date

4/21/2018

Day

Saturday

	STANDARD_S	ADA_STALLS	RESERVED_S	LOADING_ZO	METERED_ST	TIME_LIMIT
	0	0	0	2	15	0
11:00AM				0	15	
Noon				1	14	
1:00PM				1	15	
6:00PM				2	15	
7:00PM				0	8	
8:00PM				0	14	

Long Beach Parking Study - Downtown On-Street Metered Occupancy Survey

A67W

Weekday

Date

4/19/2018

Day

Thursday

	STANDARD_S	ADA_STALLS	RESERVED_S	LOADING_ZO	METERED_ST	TIME_LIMIT
	0	0	0	0	8	0
7:00AM					6	
8:00AM					6	
9:00AM					5	
4:00PM					6	
5:00PM					8	
6:00PM					8	

Saturday

Date

4/21/2018

Day

Saturday

	STANDARD_S	ADA_STALLS	RESERVED_S	LOADING_ZO	METERED_ST	TIME_LIMIT
	0	0	0	0	8	0
11:00AM					6	
Noon					7	
1:00PM					8	
6:00PM					8	
7:00PM					8	
8:00PM					8	

Long Beach Parking Study - Downtown On-Street Occupancy Survey**A68E****Weekday**

Date

10/12/2017

Day

Thursday

	STANDARD_S	ADA_STALLS	RESERVED_S	LOADING_ZO	METERED_ST	TIME_LIMIT
	0	0	0	0	0	10
7:00AM						8
8:00AM						5
9:00AM						7
4:00PM						5
5:00PM						7
6:00PM						5

Saturday

Date

10/7/2017

Day

Saturday

	STANDARD_S	ADA_STALLS	RESERVED_S	LOADING_ZO	METERED_ST	TIME_LIMIT
	0	0	0	0	0	10
11:00AM						9
Noon						9
1:00PM						5
6:00PM						9
7:00PM						10
8:00PM						10

Long Beach Parking Study - Downtown On-Street Metered Occupancy Survey

A68S

Weekday

Date

4/19/2018

Day

Thursday

	STANDARD_S	ADA_STALLS	RESERVED_S	LOADING_ZO	METERED_ST	TIME_LIMIT
	0	0	0	0	4	4
7:00AM					2	3
8:00AM					3	3
9:00AM					3	2
4:00PM					3	4
5:00PM					4	3
6:00PM					3	3

Saturday

Date

4/21/2018

Day

Saturday

	STANDARD_S	ADA_STALLS	RESERVED_S	LOADING_ZO	METERED_ST	TIME_LIMIT
	0	0	0	0	4	4
11:00AM					4	2
Noon					4	1
1:00PM					4	2
6:00PM					4	4
7:00PM					4	3
8:00PM					4	4

Long Beach Parking Study - Downtown On-Street Metered Occupancy Survey

A68W

Weekday

Date

4/19/2018

Day

Thursday

	STANDARD_S	ADA_STALLS	RESERVED_S	LOADING_ZO	METERED_ST	TIME_LIMIT
	0	0	0	4	3	0
7:00AM				0	3	
8:00AM				1	3	
9:00AM				2	3	
4:00PM				1	2	
5:00PM				0	3	
6:00PM				2	3	

Saturday

Date

4/21/2018

Day

Saturday

	STANDARD_S	ADA_STALLS	RESERVED_S	LOADING_ZO	METERED_ST	TIME_LIMIT
	0	0	0	4	3	0
11:00AM				4	3	
Noon				2	3	
1:00PM				4	3	
6:00PM				0	3	
7:00PM				2	0	
8:00PM				1	3	

Long Beach Parking Study - Downtown On-Street Occupancy Survey**A69E****Weekday**

Date

10/12/2017

Day

Thursday

	STANDARD_S	ADA_STALLS	RESERVED_S	LOADING_ZO	METERED_ST	TIME_LIMIT
	25	3	0	0	0	2
7:00AM	25	3				0
8:00AM	23	2				1
9:00AM	25	2				1
4:00PM	26	3				1
5:00PM	26	3				2
6:00PM	27	3				2

Saturday

Date

10/7/2017

Day

Saturday

	STANDARD_S	ADA_STALLS	RESERVED_S	LOADING_ZO	METERED_ST	TIME_LIMIT
	25	3	0	0	0	2
11:00AM	27	3				2
Noon	27	3				2
1:00PM	28	3				2
6:00PM	26	3				2
7:00PM	27	3				2
8:00PM	27	3				2

Long Beach Parking Study - Downtown On-Street Occupancy Survey**A69N****Weekday**

Date

10/12/2017

Day

Thursday

	STANDARD_S	ADA_STALLS	RESERVED_S	LOADING_ZO	METERED_ST	TIME_LIMIT
	17	0	0	0	0	0
7:00AM	17					
8:00AM	17					
9:00AM	16					
4:00PM	17					
5:00PM	17					
6:00PM	17					

Saturday

Date

10/7/2017

Day

Saturday

	STANDARD_S	ADA_STALLS	RESERVED_S	LOADING_ZO	METERED_ST	TIME_LIMIT
	17	0	0	0	0	0
11:00AM	16					
Noon	17					
1:00PM	17					
6:00PM	16					
7:00PM	17					
8:00PM	17					

Long Beach Parking Study - Downtown On-Street Occupancy Survey**A69W****Weekday**

Date 10/12/2017

Day Thursday

	STANDARD_S	ADA_STALLS	RESERVED_S	LOADING_ZO	METERED_ST	TIME_LIMIT
	0	0	0	0	0	9
7:00AM						8
8:00AM						7
9:00AM						8
4:00PM						6
5:00PM						7
6:00PM						9

Saturday

Date 10/7/2017

Day Saturday

	STANDARD_S	ADA_STALLS	RESERVED_S	LOADING_ZO	METERED_ST	TIME_LIMIT
	0	0	0	0	0	9
11:00AM						8
Noon						7
1:00PM						8
6:00PM						9
7:00PM						10
8:00PM						9

Long Beach Parking Study - Downtown On-Street Occupancy Survey**A70E****Weekday**

Date

10/12/2017

Day

Thursday

	STANDARD_S	ADA_STALLS	RESERVED_S	LOADING_ZO	METERED_ST	TIME_LIMIT
	7	0	0	1	0	1
7:00AM	3			0		0
8:00AM	5			0		0
9:00AM	4			0		1
4:00PM	4			0		1
5:00PM	6			1		1
6:00PM	6			1		1

Saturday

Date

10/7/2017

Day

Saturday

	STANDARD_S	ADA_STALLS	RESERVED_S	LOADING_ZO	METERED_ST	TIME_LIMIT
	7	0	0	1	0	1
11:00AM	7			0		0
Noon	7			0		0
1:00PM	7			0		1
6:00PM	7			1		1
7:00PM	8			1		1
8:00PM	8			1		1

Long Beach Parking Study - Downtown On-Street Occupancy Survey**A70N****Weekday**

Date

10/12/2017

Day

Thursday

	STANDARD_S	ADA_STALLS	RESERVED_S	LOADING_ZO	METERED_ST	TIME_LIMIT
	0	0	0	1	0	14
7:00AM				0		7
8:00AM				0		6
9:00AM				0		9
4:00PM				0		11
5:00PM				1		15
6:00PM				1		15

Saturday

Date

10/7/2017

Day

Saturday

	STANDARD_S	ADA_STALLS	RESERVED_S	LOADING_ZO	METERED_ST	TIME_LIMIT
	0	0	0	1	0	14
11:00AM				0		14
Noon				1		14
1:00PM				0		14
6:00PM				1		14
7:00PM				1		17
8:00PM				1		18

Long Beach Parking Study - Downtown On-Street Occupancy Survey**A70S****Weekday**

Date

10/12/2017

Day

Thursday

	STANDARD_S	ADA_STALLS	RESERVED_S	LOADING_ZO	METERED_ST	TIME_LIMIT
	12	0	0	0	0	0
7:00AM	11					
8:00AM	13					
9:00AM	12					
4:00PM	12					
5:00PM	13					
6:00PM	14					

Saturday

Date

10/7/2017

Day

Saturday

	STANDARD_S	ADA_STALLS	RESERVED_S	LOADING_ZO	METERED_ST	TIME_LIMIT
	12	0	0	0	0	0
11:00AM	13					
Noon	14					
1:00PM	13					
6:00PM	13					
7:00PM	14					
8:00PM	14					

Long Beach Parking Study - Downtown On-Street Occupancy Survey**A70W****Weekday**

Date

10/12/2017

Day

Thursday

	STANDARD_S	ADA_STALLS	RESERVED_S	LOADING_ZO	METERED_ST	TIME_LIMIT
	10	1	0	0	0	0
7:00AM	10	1				
8:00AM	12	1				
9:00AM	11	1				
4:00PM	11	1				
5:00PM	11	1				
6:00PM	12	1				

Saturday

Date

10/7/2017

Day

Saturday

	STANDARD_S	ADA_STALLS	RESERVED_S	LOADING_ZO	METERED_ST	TIME_LIMIT
	10	1	0	0	0	0
11:00AM	11	1				
Noon	11	1				
1:00PM	11	0				
6:00PM	11	1				
7:00PM	14	1				
8:00PM	14	1				

Long Beach Parking Study - Downtown On-Street Occupancy Survey**A71N****Weekday**

Date

10/12/2017

Day

Thursday

	STANDARD_S	ADA_STALLS	RESERVED_S	LOADING_ZO	METERED_ST	TIME_LIMIT
	0	0	0	4	0	0
7:00AM				1		
8:00AM				1		
9:00AM				2		
4:00PM				1		
5:00PM				1		
6:00PM				1		

Saturday

Date

10/7/2017

Day

Saturday

	STANDARD_S	ADA_STALLS	RESERVED_S	LOADING_ZO	METERED_ST	TIME_LIMIT
	0	0	0	4	0	0
11:00AM				0		
Noon				0		
1:00PM				0		
6:00PM				1		
7:00PM				0		
8:00PM				0		

Long Beach Parking Study - Downtown On-Street Occupancy Survey**A71S****Weekday**

Date

10/12/2017

Day

Thursday

	STANDARD_S	ADA_STALLS	RESERVED_S	LOADING_ZO	METERED_ST	TIME_LIMIT
	12	0	0	0	0	0
7:00AM	8					
8:00AM	7					
9:00AM	9					
4:00PM	2					
5:00PM	8					
6:00PM	11					

Saturday

Date

10/7/2017

Day

Saturday

	STANDARD_S	ADA_STALLS	RESERVED_S	LOADING_ZO	METERED_ST	TIME_LIMIT
	12	0	0	0	0	0
11:00AM	11					
Noon	10					
1:00PM	6					
6:00PM	12					
7:00PM	10					
8:00PM	11					

Long Beach Parking Study - Downtown On-Street Occupancy Survey**A71W****Weekday**

Date

10/12/2017

Day

Thursday

	STANDARD_S	ADA_STALLS	RESERVED_S	LOADING_ZO	METERED_ST	TIME_LIMIT
	0	0	0	2	0	6
7:00AM				1		5
8:00AM				1		3
9:00AM				1		4
4:00PM				0		5
5:00PM				1		3
6:00PM				0		6

Saturday

Date

10/7/2017

Day

Saturday

	STANDARD_S	ADA_STALLS	RESERVED_S	LOADING_ZO	METERED_ST	TIME_LIMIT
	0	0	0	2	0	6
11:00AM				0		6
Noon				1		6
1:00PM				1		5
6:00PM				2		6
7:00PM				2		6
8:00PM				2		6

Long Beach Parking Study - Downtown On-Street Occupancy Survey

A72N

Weekday

Date 10/12/2017 Day Thursday

	STANDARD_S	ADA_STALLS	RESERVED_S	LOADING_ZO	METERED_ST	TIME_LIMIT
	4	0	0	2	0	0
7:00AM	3			1		
8:00AM	4			0		
9:00AM	4			0		
4:00PM	4			1		
5:00PM	4			1		
6:00PM	4			0		

Saturday

Date 10/7/2017 Day Saturday

	STANDARD_S	ADA_STALLS	RESERVED_S	LOADING_ZO	METERED_ST	TIME_LIMIT
	4	0	0	2	0	0
11:00AM	4			4		
Noon	4			3		
1:00PM	4			4		
6:00PM	4			5		
7:00PM	4			3		
8:00PM	4			3		

Long Beach Parking Study - Downtown On-Street Metered Occupancy Survey

A73N

Weekday

Date

4/19/2018

Day

Thursday

	STANDARD_S	ADA_STALLS	RESERVED_S	LOADING_ZO	METERED_ST	TIME_LIMIT
	0	0	0	3	15	0
7:00AM				0	9	
8:00AM				0	13	
9:00AM				0	14	
4:00PM				0	8	
5:00PM				0	5	
6:00PM				0	5	

Saturday

Date

4/21/2018

Day

Saturday

	STANDARD_S	ADA_STALLS	RESERVED_S	LOADING_ZO	METERED_ST	TIME_LIMIT
	0	0	0	3	15	0
11:00AM				0	1	
Noon				0	2	
1:00PM				0	2	
6:00PM				0	0	
7:00PM				0	0	
8:00PM				0	0	

Long Beach Parking Study - Downtown On-Street Metered Occupancy Survey

A74N

Weekday

Date

4/19/2018

Day

Thursday

	STANDARD_S	ADA_STALLS	RESERVED_S	LOADING_ZO	METERED_ST	TIME_LIMIT
	0	0	0	0	9	1
7:00AM					6	1
8:00AM					9	1
9:00AM					9	1
4:00PM					6	0
5:00PM					3	1
6:00PM					1	0

Saturday

Date

4/21/2018

Day

Saturday

	STANDARD_S	ADA_STALLS	RESERVED_S	LOADING_ZO	METERED_ST	TIME_LIMIT
	0	0	0	0	9	1
11:00AM					4	0
Noon					2	0
1:00PM					1	0
6:00PM					0	0
7:00PM					0	0
8:00PM					1	0

Long Beach Parking Study - Downtown On-Street Metered Occupancy Survey

A75N

Weekday

Date

4/19/2018

Day

Thursday

	STANDARD_S	ADA_STALLS	RESERVED_S	LOADING_ZO	METERED_ST	TIME_LIMIT
	0	0	0	0	6	4
7:00AM					4	2
8:00AM					5	2
9:00AM					4	2
4:00PM					2	0
5:00PM					1	3
6:00PM					2	0

Saturday

Date

4/21/2018

Day

Saturday

	STANDARD_S	ADA_STALLS	RESERVED_S	LOADING_ZO	METERED_ST	TIME_LIMIT
	0	0	0	0	6	4
11:00AM					3	1
Noon					2	1
1:00PM					0	0
6:00PM					0	0
7:00PM					2	0
8:00PM					1	0

Long Beach Parking Study - Downtown On-Street Occupancy Survey**A76E****Weekday**

Date

10/12/2017

Day

Thursday

	STANDARD_S	ADA_STALLS	RESERVED_S	LOADING_ZO	METERED_ST	TIME_LIMIT
	0	0	0	4	0	0
7:00AM				0		
8:00AM				1		
9:00AM				2		
4:00PM				4		
5:00PM				2		
6:00PM				2		

Saturday

Date

10/7/2017

Day

Saturday

	STANDARD_S	ADA_STALLS	RESERVED_S	LOADING_ZO	METERED_ST	TIME_LIMIT
	0	0	0	4	0	0
11:00AM				1		
Noon				2		
1:00PM				3		
6:00PM				2		
7:00PM				3		
8:00PM				1		

Long Beach Parking Study - Downtown On-Street Metered Occupancy Survey

A76N

Weekday

Date

4/19/2018

Day

Thursday

	STANDARD_S	ADA_STALLS	RESERVED_S	LOADING_ZO	METERED_ST	TIME_LIMIT
	0	0	0	1	8	0
7:00AM				0	7	
8:00AM				0	7	
9:00AM				1	8	
4:00PM				0	5	
5:00PM				1	4	
6:00PM				1	5	

Saturday

Date

4/21/2018

Day

Saturday

	STANDARD_S	ADA_STALLS	RESERVED_S	LOADING_ZO	METERED_ST	TIME_LIMIT
	0	0	0	1	8	0
11:00AM				1	4	
Noon				0	3	
1:00PM				0	6	
6:00PM				1	6	
7:00PM				1	7	
8:00PM				1	7	

Long Beach Parking Study - Downtown On-Street Metered Occupancy Survey**A76S****Weekday**

Date

4/19/2018

Day

Thursday

	STANDARD_S	ADA_STALLS	RESERVED_S	LOADING_ZO	METERED_ST	TIME_LIMIT
	0	0	0	0	7	0
7:00AM					3	
8:00AM					2	
9:00AM					4	
4:00PM					1	
5:00PM					1	
6:00PM					2	

Saturday

Date

4/21/2018

Day

Saturday

	STANDARD_S	ADA_STALLS	RESERVED_S	LOADING_ZO	METERED_ST	TIME_LIMIT
	0	0	0	0	7	0
11:00AM					7	
Noon					7	
1:00PM					7	
6:00PM					7	
7:00PM					7	
8:00PM					7	

Long Beach Parking Study - Downtown On-Street Occupancy Survey

A77W

Weekday

Date 10/12/2017 Day Thursday

	STANDARD_S	ADA_STALLS	RESERVED_S	LOADING_ZO	METERED_ST	TIME_LIMIT
	0	0	0	4	0	0
7:00AM				0		
8:00AM				1		
9:00AM				1		
4:00PM				1		
5:00PM				4		
6:00PM				3		

Saturday

Date 10/7/2017 Day Saturday

	STANDARD_S	ADA_STALLS	RESERVED_S	LOADING_ZO	METERED_ST	TIME_LIMIT
	0	0	0	4	0	0
11:00AM				0		
Noon				1		
1:00PM				4		
6:00PM				2		
7:00PM				3		
8:00PM				1		

Long Beach Parking Study - Downtown On-Street Metered Occupancy Survey**A77N****Weekday**

Date

4/19/2018

Day

Thursday

	STANDARD_S	ADA_STALLS	RESERVED_S	LOADING_ZO	METERED_ST	TIME_LIMIT
	0	0	0	3	6	0
7:00AM				1	5	
8:00AM				0	6	
9:00AM				1	3	
4:00PM				2	1	
5:00PM				1	1	
6:00PM				2	2	

Saturday

Date

4/21/2018

Day

Saturday

	STANDARD_S	ADA_STALLS	RESERVED_S	LOADING_ZO	METERED_ST	TIME_LIMIT
	0	0	0	3	6	0
11:00AM				2	4	
Noon				0	2	
1:00PM				0	2	
6:00PM				0	4	
7:00PM				1	5	
8:00PM				2	3	

Long Beach Parking Study - Downtown On-Street Occupancy Survey

A78W

Weekday

Date 10/12/2017 Day Thursday

	STANDARD_S	ADA_STALLS	RESERVED_S	LOADING_ZO	METERED_ST	TIME_LIMIT
	2	1	0	0	0	0
7:00AM	0	0				
8:00AM	0	0				
9:00AM	2	0				
4:00PM	2	0				
5:00PM	2	1				
6:00PM	0	1				

Saturday

Date 10/7/2017 Day Saturday

	STANDARD_S	ADA_STALLS	RESERVED_S	LOADING_ZO	METERED_ST	TIME_LIMIT
	2	1	0	0	0	0
11:00AM	1	0				
Noon	1	0				
1:00PM	3	0				
6:00PM	1	1				
7:00PM	1	1				
8:00PM	2	1				

Long Beach Parking Study - Downtown On-Street Metered Occupancy Survey

A78S

Weekday

Date

4/19/2018

Day

Thursday

	STANDARD_S	ADA_STALLS	RESERVED_S	LOADING_ZO	METERED_ST	TIME_LIMIT
	0	0	0	0	11	0
7:00AM					5	
8:00AM					6	
9:00AM					3	
4:00PM					1	
5:00PM					5	
6:00PM					5	

Saturday

Date

4/21/2018

Day

Saturday

	STANDARD_S	ADA_STALLS	RESERVED_S	LOADING_ZO	METERED_ST	TIME_LIMIT
	0	0	0	0	11	0
11:00AM					11	
Noon					11	
1:00PM					11	
6:00PM					11	
7:00PM					11	
8:00PM					11	

Long Beach Parking Study - Downtown On-Street Metered Occupancy Survey**A79E****Weekday**

Date

4/19/2018

Day

Thursday

	STANDARD_S	ADA_STALLS	RESERVED_S	LOADING_ZO	METERED_ST	TIME_LIMIT
	0	0	0	1	8	1
7:00AM				0	0	0
8:00AM				0	0	0
9:00AM				0	0	0
4:00PM				0	2	0
5:00PM				0	1	0
6:00PM				0	4	0

Saturday

Date

4/21/2018

Day

Saturday

	STANDARD_S	ADA_STALLS	RESERVED_S	LOADING_ZO	METERED_ST	TIME_LIMIT
	0	0	0	1	8	1
11:00AM				0	0	0
Noon				0	0	0
1:00PM				0	8	1
6:00PM				0	8	1
7:00PM				1	8	1
8:00PM				0	8	1

Long Beach Parking Study - Downtown On-Street Metered Occupancy Survey

A79N

Weekday

Date

3/29/2018

Day

Thursday

	STANDARD_S	ADA_STALLS	RESERVED_S	LOADING_ZO	METERED_ST	TIME_LIMIT
	0	0	0	0	3	0
7:00AM					1	
8:00AM					1	
9:00AM					0	
4:00PM					2	
5:00PM					0	
6:00PM					0	

Saturday

Date

4/21/2018

Day

Saturday

	STANDARD_S	ADA_STALLS	RESERVED_S	LOADING_ZO	METERED_ST	TIME_LIMIT
	0	0	0	0	3	0
11:00AM					0	
Noon					1	
1:00PM					3	
6:00PM					2	
7:00PM					3	
8:00PM					1	

Long Beach Parking Study - Downtown On-Street Metered Occupancy Survey

A79S

Weekday

Date

4/19/2018

Day

Thursday

	STANDARD_S	ADA_STALLS	RESERVED_S	LOADING_ZO	METERED_ST	TIME_LIMIT
	9	0	0	2	2	0
7:00AM	4			0	2	
8:00AM	5			2	2	
9:00AM	5			2	2	
4:00PM	1			0	0	
5:00PM	1			0	0	
6:00PM	2			0	0	

Saturday

Date

4/21/2018

Day

Saturday

	STANDARD_S	ADA_STALLS	RESERVED_S	LOADING_ZO	METERED_ST	TIME_LIMIT
	9	0	0	2	2	0
11:00AM	4			0	2	
Noon	5			0	2	
1:00PM	6			0	2	
6:00PM	7			0	2	
7:00PM	8			1	2	
8:00PM	7			0	2	

* Construction during count.

** Only 2 meters observed

Long Beach Parking Study - Downtown On-Street Metered Occupancy Survey**A80N****Weekday**

Date

4/19/2018

Day

Thursday

	STANDARD_S	ADA_STALLS	RESERVED_S	LOADING_ZO	METERED_ST	TIME_LIMIT
	0	0	0	0	6	0
7:00AM					1	
8:00AM					3	
9:00AM					3	
4:00PM					5	
5:00PM					3	
6:00PM					5	

Saturday

Date

4/21/2018

Day

Saturday

	STANDARD_S	ADA_STALLS	RESERVED_S	LOADING_ZO	METERED_ST	TIME_LIMIT
	0	0	0	0	6	0
11:00AM					2	
Noon					2	
1:00PM					4	
6:00PM					5	
7:00PM					6	
8:00PM					5	

Long Beach Parking Study - Downtown On-Street Metered Occupancy Survey

A80W

Weekday

Date

4/19/2018

Day

Thursday

	STANDARD_S	ADA_STALLS	RESERVED_S	LOADING_ZO	METERED_ST	TIME_LIMIT
	0	0	0	0	7	0
7:00AM					0	
8:00AM					1	
9:00AM					0	
4:00PM					2	
5:00PM					2	
6:00PM					5	

Saturday

Date

4/21/2018

Day

Saturday

	STANDARD_S	ADA_STALLS	RESERVED_S	LOADING_ZO	METERED_ST	TIME_LIMIT
	0	0	0	0	7	0
11:00AM					0	
Noon					0	
1:00PM					7	
6:00PM					6	
7:00PM					7	
8:00PM					7	

Long Beach Parking Study - Downtown On-Street Occupancy Survey**A81N****Weekday**

Date

10/12/2017

Day

Thursday

	STANDARD_S	ADA_STALLS	RESERVED_S	LOADING_ZO	METERED_ST	TIME_LIMIT
	0	0	0	0	0	4
7:00AM						3
8:00AM						3
9:00AM						4
4:00PM						2
5:00PM						2
6:00PM						3

Saturday

Date

10/7/2017

Day

Saturday

	STANDARD_S	ADA_STALLS	RESERVED_S	LOADING_ZO	METERED_ST	TIME_LIMIT
	0	0	0	0	0	4
11:00AM						0
Noon						0
1:00PM						0
6:00PM						4
7:00PM						4
8:00PM						3

Long Beach Parking Study - Downtown On-Street Occupancy Survey**A81W****Weekday**

Date

10/12/2017

Day

Thursday

	STANDARD_S	ADA_STALLS	RESERVED_S	LOADING_ZO	METERED_ST	TIME_LIMIT
	0	0	0	2	0	0
7:00AM				1		
8:00AM				0		
9:00AM				0		
4:00PM				0		
5:00PM				0		
6:00PM				0		

Saturday

Date

10/7/2017

Day

Saturday

	STANDARD_S	ADA_STALLS	RESERVED_S	LOADING_ZO	METERED_ST	TIME_LIMIT
	0	0	0	2	0	0
11:00AM				0		
Noon				0		
1:00PM				0		
6:00PM				1		
7:00PM				1		
8:00PM				2		

Long Beach Parking Study - Downtown On-Street Occupancy Survey**A82N****Weekday**

Date

10/12/2017

Day

Thursday

	STANDARD_S	ADA_STALLS	RESERVED_S	LOADING_ZO	METERED_ST	TIME_LIMIT
	0	0	0	7	0	0
7:00AM				2		
8:00AM				1		
9:00AM				0		
4:00PM				0		
5:00PM				1		
6:00PM				2		

Saturday

Date

10/7/2017

Day

Saturday

	STANDARD_S	ADA_STALLS	RESERVED_S	LOADING_ZO	METERED_ST	TIME_LIMIT
	0	0	0	7	0	0
11:00AM				0		
Noon				0		
1:00PM				0		
6:00PM				0		
7:00PM				0		
8:00PM				0		

Long Beach Parking Study - Downtown On-Street Metered Occupancy Survey

A83N

Weekday

Date

4/19/2018

Day

Thursday

	STANDARD_S	ADA_STALLS	RESERVED_S	LOADING_ZO	METERED_ST	TIME_LIMIT
	0	0	0	0	14	0
7:00AM					8	
8:00AM					4	
9:00AM					3	
4:00PM					6	
5:00PM					4	
6:00PM					6	

Saturday

Date

4/21/2018

Day

Saturday

	STANDARD_S	ADA_STALLS	RESERVED_S	LOADING_ZO	METERED_ST	TIME_LIMIT
	0	0	0	0	14	0
11:00AM					9	
Noon					3	
1:00PM					6	
6:00PM					11	
7:00PM					14	
8:00PM					14	

Long Beach Parking Study - Downtown On-Street Metered Occupancy Survey**A84N****Weekday**

Date

4/19/2018

Day

Thursday

	STANDARD_S	ADA_STALLS	RESERVED_S	LOADING_ZO	METERED_ST	TIME_LIMIT
	0	0	0	0	9	0
7:00AM					8	
8:00AM					5	
9:00AM					4	
4:00PM					8	
5:00PM					6	
6:00PM					8	

Saturday

Date

4/21/2018

Day

Saturday

	STANDARD_S	ADA_STALLS	RESERVED_S	LOADING_ZO	METERED_ST	TIME_LIMIT
	0	0	0	0	9	0
11:00AM					9	
Noon					9	
1:00PM					8	
6:00PM					8	
7:00PM					9	
8:00PM					9	

Long Beach Parking Study - Downtown On-Street Occupany Survey**A85N****Weekday**

Date

10/12/2017

Day

Thursday

	STANDARD_S	ADA_STALLS	RESERVED_S	LOADING_ZO	METERED_ST	TIME_LIMIT
	0	0	0	0	0	13
7:00AM						8
8:00AM						5
9:00AM						5
4:00PM						7
5:00PM						7
6:00PM						12

Saturday

Date

10/7/2017

Day

Saturday

	STANDARD_S	ADA_STALLS	RESERVED_S	LOADING_ZO	METERED_ST	TIME_LIMIT
	0	0	0	0	0	13
11:00AM						12
Noon						12
1:00PM						9
6:00PM						11
7:00PM						11
8:00PM						11

Long Beach Parking Study - Downtown On-Street Occupancy Survey

A85S

Weekday

Date 10/12/2017

Day Thursday

	STANDARD_S	ADA_STALLS	RESERVED_S	LOADING_ZO	METERED_ST	TIME_LIMIT
	11	0	0	1	0	0
7:00AM	14			1		
8:00AM	18			1		
9:00AM	18			1		
4:00PM	16			1		
5:00PM	17			1		
6:00PM	15			1		

Saturday

Date 10/7/2017

Day Saturday

	STANDARD_S	ADA_STALLS	RESERVED_S	LOADING_ZO	METERED_ST	TIME_LIMIT
	11	0	0	1	0	0
11:00AM	15			1		
Noon	16			1		
1:00PM	16			1		
6:00PM	16			1		
7:00PM	17			1		
8:00PM	17			1		

Appendix B2 – Downtown Long Beach Off-street Parking Occupancy Survey Results

BLOCK	Parking Facility	Occupancy Survey	NO Reserved Stalls	Thursday								Saturday									
				Hourly Occupancy						AM Peak Hour	PM Peak Hour	Hourly Occupancy						Midday Peak Hour	Evening Peak Hour		
				7AM	8AM	9AM	4PM	5PM	6PM			11AM	Noon	1PM	6PM	7PM	8PM				
A1	City Place A	SMK	725	252	302	387	309	245	188	0.53	0.43	194	201	197	299	343	357	0.28	0.47		
A10-A	City Place B (Structure)	SMK	705	157	201	279	326	291	239	0.40	0.46	224	208	215	274	291	319	0.30	0.41		
A10-B	City Place B	SMK	46	0	0	0	0	0	0	0.00	0.00	0	0	0	0	0	0	0.00	0.00		
A2	6th and Long Beach	yes	314	52	83	104	143	145	116	0.33	0.46	145	160	160	128	110	100	0.51	0.35		
A21	Magnolia and 3rd	yes	81	29	53	65	16	18	18	0.80	0.20	18	19	19	21	23	23	0.23	0.28		
A22	Chestnet Avenue between 3rd street and Roble Way	yes	34	5	6	11	2	1	0	0.32	0.06	9	4	1	2	3	3	0.12	0.09		
A24-A	4th and Pacific	SMK	86	76	82	24	36	38	40	0.28	0.42	7	10	14	36	38	41	0.12	0.44		
A24-B	Pine and 3rd	yes	3	0	0	0	0	0	0	0.00	0.00	0	1	0	0	0	0	0.33	0.00		
A25-B	City Place C	SMK	354	80	127	206	222	205	170	0.58	0.63	110	127	145	214	249	263	0.36	0.70		
A30	Covenant Presbyterian Church	yes	69	29	22	25	22	26	28	0.36	0.32	20	19	18	13	11	12	0.28	0.16		
A31	Ace Hardware	yes	9	0	5	5	4	3	2	0.56	0.44	6	5	2	1	1	0	0.56	0.11		
A33	Cesar Chavez Elementary School Lot	yes	12	0	7	7	7	9	8	0.58	0.58	0	0	0	0	0	0	0.00	0.00		
A35	Ace	yes	125	67	64	80	63	55	59	0.64	0.50	76	77	81	86	88	89	0.62	0.70		
A36-A	First Congregational Church UCC	yes	32	29	28	27	24	25	27	0.84	0.75	29	29	27	30	30	30	0.91	0.94		
A38	Pacific Court	yes	50	43	45	45	42	41	46	0.90	0.84	40	40	43	43	44	40	0.80	0.88		
A39-A	200 North Pine Avenue	yes	109	8	14	51	46	72	49	0.47	0.42	18	11	27	68	77	87	0.10	0.71		
A39-B	Promenade and 3rd Lot	yes	101	2	3	3	52	58	53	0.03	0.51	11	9	11	34	46	20	0.09	0.46		
A40-A	PCI	yes	219	67	100	130	142	133	114	0.59	0.65	80	81	87	123	123	123	0.37	0.56		
A40-B	235 Pacific Tower	yes	48	3	8	12	20	20	13	0.25	0.42	11	7	14	16	15	20	0.15	0.31		
A41	City East Lot	SMK	195	33	34	9	35	35	36	0.05	0.18	100	108	34	181	195	204	0.55	1.00		
A43-B	Padre	yes	19	9	8	6	10	10	9	0.32	0.53	11	9	9	11	15	20	0.47	0.79		
A44	East Village	yes	13	7	8	8	0	8	5	0.62	0.00	11	8	8	6	6	5	0.62	0.46		
A45-A	Roscoe's 2	yes	47	1	3	8	13	4	8	0.17	0.28	28	29	33	29	25	34	0.62	0.53		
A45-B	Roscoe's 1	yes	25	2	3	5	9	7	9	0.20	0.36	11	23	18	11	10	21	0.92	0.40		
A45-C	Maru Maki Sushi	yes	19	7	6	7	8	9	8	0.37	0.42	9	11	15	14	18	20	0.58	0.95		
A47	One World Trade Center	yes	920	110	255	339	294	176	174	0.37	0.32	218	231	156	65	49	33	0.25	0.05		
A48-A	Public Parking Courthouse	yes	89	40	43	71	17	9	4	0.80	0.19	2	2	2	1	1	1	0.02	0.01		
A50	Broadway (Civic Center)	SMK	121	17	37	64	55	43	35	0.53	0.45	31	37	27	16	15	13	0.31	0.12		
A52-A	Public Parking Lot 3	yes	10	1	3	7	5	6	7	0.70	0.50	1	3	2	8	6	4	0.30	0.60		
A52-B	Hubb Public Parking 100	yes	506	95	144	168	218	234	243	0.33	0.43	97	110	117	163	201	220	0.22	0.40		
A52-C	City Center Parking	yes	130	8	13	22	58	62	64	0.17	0.45	7	19	24	65	67	68	0.15	0.52		
A53-A	Diamond Parking Service 2	yes	45	0	1	5	10	12	35	0.11	0.22	2	17	27	39	39	42	0.38	0.87		
A53-B	133 Promenade Walk Garage	yes	109	5	15	37	69	59	54	0.34	0.63	59	64	75	98	94	88	0.59	0.86		
A55-A	125 Long Beach Blvd	yes	58	26	28	39	26	17	12	0.67	0.45	17	18	25	36	50	56	0.31	0.86		
A55-B	Broadway and Long Beach Lot	yes	59	6	6	15	16	11	11	0.25	0.27	1	1	1	21	18	14	0.02	0.31		
A55-C	Diamond Parking Service 3	yes	133	45	52	63	51	37	24	0.47	0.38	37	40	37	67	69	64	0.30	0.52		
A56	Bank of America	yes	240	95	113	132	91	75	0	0.55	0.38	79	72	41	0	0	0	0.30	0.00		
A57	Diamond Parking Service 4	yes	21	10	10	14	0	8	9	0.67	0.00	20	20	20	22	21	20	0.95	1.00		
A59	Vons	yes	133	33	29	42	73	69	82	0.32	0.55	74	76	74	68	61	54	0.57	0.46		
A60	Blue Heaven	yes	30	1	1	1	5	4	9	0.03	0.17	5	6	8	13	15	16	0.20	0.50		
A61	Landmark Square	yes	1330	129	209	334	321	253	138	0.25	0.24	124	136	151	130	153	159	0.10	0.12		
A62	Renaissance Hotel	yes	274	93	155	269	156	106	100	0.98	0.57	255	203	203	207	185	184	0.74	0.68		
A64	Avis	yes	17	3	4	13	15	13	7	0.76	0.88	8	15	16	2	8	13	0.88	0.47		
A65	Shoreline Square	yes	703	306	369	552	557	463	349	0.79	0.79	295	304	312	312	318	297	0.43	0.45		
A66	Chase	yes	215	113	114	119	106	97	94	0.55	0.49	125	122	117	0	0	0	0.57	0.00		
A67	Courtyard Marriot	yes	382	231	215	199	181	183	193	0.52	0.47	215	227	229	221	215	218	0.59	0.56		
A73-A	400 Oceangate	yes	268	41	61	113	106	73	48	0.42	0.40	6	6	6	5	5	4	0.02	0.02		
A73-B	Molina Canter	yes	186	31	77	129	71	48	31	0.69	0.38	0	0	0	0	0	0	0.00	0.00		

BLOCK	Parking Facility	Occupancy Survey	No Reserved Stalls	Thursday								Saturday							
				Hourly Occupancy						AM Peak Hour	PM Peak Hour	Hourly Occupancy						Midday Peak Hour	Evening Peak Hour
				7AM	8AM	9AM	4PM	5PM	6PM			11AM	Noon	1PM	6PM	7PM	8PM		
A74	Ocean Gate Tower	yes	214	37	69	120	101	94	75	0.56	0.47	30	34	30	19	22	13	0.16	0.10
A75	444 West Ocean Blvd	yes	268	55	213	267	193	105	53	1.00	0.72	24	23	21	0	0	0	0.09	0.00
A80-A	Diamond Parking Service 5	yes	60	13	22	27	26	21	9	0.45	0.43	60	60	60	49	47	42	1.00	0.78
A80-B	East Ocean	yes	225	97	173	142	77	65	0	0.63	0.34	0	225	224	176	130	95	1.00	0.58
A82	Long Beach Convention & Entertainment Center	yes	762	87	163	197	95	49	37	0.26	0.12	695	695	730	573	450	359	0.91	0.59
A83	Aqua-Victory Park Public Parking	yes	33	10	11	12	10	11	11	0.36	0.30	14	14	15	14	13	12	0.42	0.39
A84	Harbor Place	yes	80	23	29	32	28	21	20	0.40	0.35	0	0	0	0	0	0	0.00	0.00
A8-A	Top Value Grocery Store 2	yes	22	1	1	1	1	0	0	0.05	0.05	10	6	6	0	0	0	0.27	0.00
A8-B	Top Value Grocery Store 1	yes	78	32	35	37	31	24	26	0.47	0.40	38	32	38	31	49	51	0.41	0.63

Long Beach Parking Study - Downtown Off-Street Occupancy Survey**A02****Weekday**

Date

11/2/2017

Day

Thursday

	STANDARD_S	ADA_STALLS	RESERVED_S	LOADING_ZO	METERED_ST	TIME_LIMIT
	294	16	0	0	0	4
7:00AM	52	0				0
8:00AM	79	4				0
9:00AM	99	5				0
4:00PM	134	8				1
5:00PM	139	6				0
6:00PM	110	4				2

Saturday

Date

11/4/2017

Day

Saturday

	STANDARD_S	ADA_STALLS	RESERVED_S	LOADING_ZO	METERED_ST	TIME_LIMIT
	294	16	0	0	0	4
11:00AM	140	4				1
Noon	154	5				1
1:00PM	156	4				0
6:00PM	121	7				0
7:00PM	110	0				0
8:00PM	99	1				0

Long Beach Parking Study - Downtown Off-Street Occupancy Survey**A08-A****Weekday**

Date

11/2/2017

Day

Thursday

	STANDARD_S	ADA_STALLS	RESERVED_S	LOADING_ZO	METERED_ST	TIME_LIMIT
	21	1	0	0	0	0
7:00AM	1	0				
8:00AM	1	0				
9:00AM	1	0				
4:00PM	1	0				
5:00PM	0	0				
6:00PM	Closed	-				

Saturday

Date

11/4/2017

Day

Saturday

	STANDARD_S	ADA_STALLS	RESERVED_S	LOADING_ZO	METERED_ST	TIME_LIMIT
	21	1	0	0	0	0
11:00AM	9	1				
Noon	6	0				
1:00PM	6	0				
6:00PM	Closed	-				
7:00PM	-	-				
8:00PM	-	-				

Long Beach Parking Study - Downtown Off-Street Occupancy Survey**A08-B****Weekday**

Date

11/2/2017

Day

Thursday

	STANDARD_S	ADA_STALLS	RESERVED_S	LOADING_ZO	METERED_ST	TIME_LIMIT
	74	4	0	0	0	0
7:00AM	32	0				
8:00AM	34	1				
9:00AM	37	0				
4:00PM	29	2				
5:00PM	23	1				
6:00PM	26	0				

Saturday

Date

11/4/2017

Day

Saturday

	STANDARD_S	ADA_STALLS	RESERVED_S	LOADING_ZO	METERED_ST	TIME_LIMIT
	74	4	0	0	0	0
11:00AM	36	2				
Noon	31	1				
1:00PM	37	1				
6:00PM	29	2				
7:00PM	49	0				
8:00PM	51	0				

Long Beach Parking Study - Downtown Off-Street Occupancy Survey

A22-A

Weekday

Date 11/2/2017 Day Thursday

	STANDARD_S	ADA_STALLS	RESERVED_S	LOADING_ZO	METERED_ST	TIME_LIMIT
	32	2	0	0	0	0
7:00AM	5	0				
8:00AM	6	0				
9:00AM	11	0				
4:00PM	2	0				
5:00PM	1	0				
6:00PM	0	0				

Saturday

Date 11/4/2017 Day Saturday

	STANDARD_S	ADA_STALLS	RESERVED_S	LOADING_ZO	METERED_ST	TIME_LIMIT
	32	2	0	0	0	0
11:00AM	9	0				
Noon	4	0				
1:00PM	1	0				
6:00PM	2	0				
7:00PM	3	0				
8:00PM	3	0				

Long Beach Parking Study - Downtown Off-Street Occupancy Survey**A24-B****Weekday**

Date

11/2/2017

Day

Thursday

	STANDARD_S	ADA_STALLS	RESERVED_S	LOADING_ZO	METERED_ST	TIME_LIMIT
	1	2	45	0	0	0
7:00AM	0	0	7			
8:00AM	0	0	10			
9:00AM	0	0	25			
4:00PM	0	0	33			
5:00PM	0	0	13			
6:00PM	0	0	9			

Saturday

Date

11/4/2017

Day

Saturday

	STANDARD_S	ADA_STALLS	RESERVED_S	LOADING_ZO	METERED_ST	TIME_LIMIT
	1	2	45	0	0	0
11:00AM	0	0	12			
Noon	0	1	16			
1:00PM	0	0	19			
6:00PM	0	0	17			
7:00PM	0	0	14			
8:00PM	0	0	21			

Long Beach Parking Study - Downtown Off-Street Occupancy Survey

A30

Weekday

Date 11/2/2017 Day Thursday

	STANDARD_S	ADA_STALLS	RESERVED_S	LOADING_ZO	METERED_ST	TIME_LIMIT
	63	6	0	0	0	0
7:00AM	25	4				
8:00AM	19	3				
9:00AM	23	2				
4:00PM	21	1				
5:00PM	24	2				
6:00PM	28	0				

Saturday

Date 11/4/2017 Day Saturday

	STANDARD_S	ADA_STALLS	RESERVED_S	LOADING_ZO	METERED_ST	TIME_LIMIT
	63	6	0	0	0	0
11:00AM	18	2				
Noon	17	2				
1:00PM	16	2				
6:00PM	11	2				
7:00PM	9	2				
8:00PM	10	2				

Long Beach Parking Study - Downtown Off-Street Occupancy Survey**A31****Weekday**

Date

11/2/2017

Day

Thursday

	STANDARD_S	ADA_STALLS	RESERVED_S	LOADING_ZO	METERED_ST	TIME_LIMIT
	8	1	0	0	0	0
7:00AM	0	0				
8:00AM	5	0				
9:00AM	5	0				
4:00PM	3	1				
5:00PM	3	0				
6:00PM	2	0				

Saturday

Date

11/4/2017

Day

Saturday

	STANDARD_S	ADA_STALLS	RESERVED_S	LOADING_ZO	METERED_ST	TIME_LIMIT
	8	1	0	0	0	0
11:00AM	6	0				
Noon	5	0				
1:00PM	2	0				
6:00PM	1	0				
7:00PM	1	0				
8:00PM	0	0				

Long Beach Parking Study - Downtown Off-Street Occupancy Survey**A33****Weekday**

Date

11/2/2017

Day

Thursday

	STANDARD_S	ADA_STALLS	RESERVED_S	LOADING_ZO	METERED_ST	TIME_LIMIT
	8	4	57	0	0	0
7:00AM	0	0	7			
8:00AM	7	0	45			
9:00AM	7	0	48			
4:00PM	6	1	26			
5:00PM	8	1	54			
6:00PM	8	0	56			

Saturday

Date

11/4/2017

Day

Saturday

	STANDARD_S	ADA_STALLS	RESERVED_S	LOADING_ZO	METERED_ST	TIME_LIMIT
	8	4	57	0	0	0
11:00AM	0	0	0			
Noon	0	0	0			
1:00PM	0	0	0			
6:00PM	0	0	0			
7:00PM	0	0	0			
8:00PM	0	0	0			

Note: Driveway closed

Long Beach Parking Study - Downtown Off-Street Occupancy Survey

A35

Weekday

Date 11/2/2017 Day Thursday

	STANDARD_S	ADA_STALLS	RESERVED_S	LOADING_ZO	METERED_ST	TIME_LIMIT
	123	2	8	0	0	0
7:00AM	66	1	0			
8:00AM	63	1	0			
9:00AM	79	1	0			
4:00PM	61	2	0			
5:00PM	53	2	0			
6:00PM	58	1	0			

Saturday

Date 11/4/2017 Day Saturday

	STANDARD_S	ADA_STALLS	RESERVED_S	LOADING_ZO	METERED_ST	TIME_LIMIT
	123	2	8	0	0	0
11:00AM	75	1	1			
Noon	76	1	1			
1:00PM	80	1	1			
6:00PM	84	2	1			
7:00PM	86	2	1			
8:00PM	87	2	1			

Long Beach Parking Study - Downtown Off-Street Occupancy Survey**A36-A****Weekday**

Date

11/2/2017

Day

Thursday

	STANDARD_S	ADA_STALLS	RESERVED_S	LOADING_ZO	METERED_ST	TIME_LIMIT
	10	2	18	0	0	2
7:00AM	28	1				
8:00AM	27	1				
9:00AM	26	1				
4:00PM	23	1				
5:00PM	24	1				
6:00PM	26	1				

Saturday

Date

11/4/2017

Day

Saturday

	STANDARD_S	ADA_STALLS	RESERVED_S	LOADING_ZO	METERED_ST	TIME_LIMIT
	10	2	18	0	0	2
11:00AM	28	1				
Noon	28	1				
1:00PM	26	1				
6:00PM	29	1				
7:00PM	29	1				
8:00PM	29	1				

Note: No observation of existing Reserved or Time Limit stalls

Long Beach Parking Study - Downtown Off-Street Occupancy Survey**A38****Weekday**

Date

11/2/2017

Day

Thursday

	STANDARD_S	ADA_STALLS	RESERVED_S	LOADING_ZO	METERED_ST	TIME_LIMIT
	44	6	0	0	0	0
7:00AM	40	3				
8:00AM	42	3				
9:00AM	42	3				
4:00PM	39	3				
5:00PM	38	3				
6:00PM	43	3				

Saturday

Date

11/4/2017

Day

Saturday

	STANDARD_S	ADA_STALLS	RESERVED_S	LOADING_ZO	METERED_ST	TIME_LIMIT
	44	6	0	0	0	0
11:00AM	38	2				
Noon	37	3				
1:00PM	40	3				
6:00PM	41	2				
7:00PM	42	2				
8:00PM	38	2				

Long Beach Parking Study - Downtown Off-Street Occupancy Survey**A39-A****Weekday**

Date

11/2/2017

Day

Thursday

	STANDARD_S	ADA_STALLS	RESERVED_S	LOADING_ZO	METERED_ST	TIME_LIMIT
	105	4	16	0	0	0
7:00AM	8	0	2			
8:00AM	14	0	3			
9:00AM	49	2	4			
4:00PM	45	1	11			
5:00PM	71	1	6			
6:00PM	48	1	7			

Saturday

Date

11/4/2017

Day

Saturday

	STANDARD_S	ADA_STALLS	RESERVED_S	LOADING_ZO	METERED_ST	TIME_LIMIT
	105	4	16	0	0	0
11:00AM	18	0	0			
Noon	11	0	0			
1:00PM	27	0	0			
6:00PM	68	0	0			
7:00PM	77	0	0			
8:00PM	87	0	0			

Long Beach Parking Study - Downtown Off-Street Occupancy Survey

A39-B

Weekday

Date 11/2/2017 Day Thursday

	STANDARD_S	ADA_STALLS	RESERVED_S	LOADING_ZO	METERED_ST	TIME_LIMIT
	96	5	34	0	0	0
7:00AM	2	0	11			
8:00AM	3	0	8			
9:00AM	3	0	13			
4:00PM	51	1	13			
5:00PM	57	1	20			
6:00PM	51	2	17			

Saturday

Date 11/4/2017 Day Saturday

	STANDARD_S	ADA_STALLS	RESERVED_S	LOADING_ZO	METERED_ST	TIME_LIMIT
	96	5	34	0	0	0
11:00AM	11	0	1			
Noon	9	0	2			
1:00PM	11	0	6			
6:00PM	34	0	21			
7:00PM	45	1	21			
8:00PM	19	1	27			

Long Beach Parking Study - Downtown Off-Street Occupancy Survey**A40-A****Weekday**

Date

11/2/2017

Day

Thursday

	STANDARD_S	ADA_STALLS	RESERVED_S	LOADING_ZO	METERED_ST	TIME_LIMIT
	216	3	3	0	0	0
7:00AM	66	1	0			
8:00AM	99	1	0			
9:00AM	129	1	0			
4:00PM	141	1	0			
5:00PM	132	1	0			
6:00PM	113	1	1			

Saturday

Date

11/4/2017

Day

Saturday

	STANDARD_S	ADA_STALLS	RESERVED_S	LOADING_ZO	METERED_ST	TIME_LIMIT
	216	3	3	0	0	0
11:00AM	79	1	0			
Noon	80	1	1			
1:00PM	86	1	1			
6:00PM	122	1	1			
7:00PM	121	2	2			
8:00PM	122	1	2			

Long Beach Parking Study - Downtown Off-Street Occupancy Survey**A40-B****Weekday**

Date

11/2/2017

Day

Thursday

	STANDARD_S	ADA_STALLS	RESERVED_S	LOADING_ZO	METERED_ST	TIME_LIMIT
	46	2	0	0	0	0
7:00AM	3	0				
8:00AM	7	1				
9:00AM	11	1				
4:00PM	20	0				
5:00PM	20	0				
6:00PM	13	0				

Saturday

Date

11/4/2017

Day

Saturday

	STANDARD_S	ADA_STALLS	RESERVED_S	LOADING_ZO	METERED_ST	TIME_LIMIT
	46	2	0	0	0	0
11:00AM	11	0				
Noon	7	0				
1:00PM	13	1				
6:00PM	16	0				
7:00PM	15	0				
8:00PM	19	1				

Long Beach Parking Study - Downtown Off-Street Occupancy Survey**A43-B****Weekday**

Date

11/2/2017

Day

Thursday

	STANDARD_S	ADA_STALLS	RESERVED_S	LOADING_ZO	METERED_ST	TIME_LIMIT
	18	1	0	0	0	0
7:00AM	9	0				
8:00AM	8	0				
9:00AM	6	0				
4:00PM	10	0				
5:00PM	10	0				
6:00PM	9	0				

Saturday

Date

11/4/2017

Day

Saturday

	STANDARD_S	ADA_STALLS	RESERVED_S	LOADING_ZO	METERED_ST	TIME_LIMIT
	18	1	0	0	0	0
11:00AM	11	0				
Noon	9	0				
1:00PM	9	0				
6:00PM	11	0				
7:00PM	15	0				
8:00PM	19	1				

Long Beach Parking Study - Downtown Off-Street Occupancy Survey

A44

Weekday

Date 11/2/2017 Day Thursday

	STANDARD_S	ADA_STALLS	RESERVED_S	LOADING_ZO	METERED_ST	TIME_LIMIT
	13	0	0	0	0	0
7:00AM	7					
8:00AM	8					
9:00AM	8					
4:00PM	-	-	-	-	-	-
5:00PM	8					
6:00PM	5					

Saturday

Date 11/4/2017 Day Saturday

	STANDARD_S	ADA_STALLS	RESERVED_S	LOADING_ZO	METERED_ST	TIME_LIMIT
	13	0	0	0	0	0
11:00AM	11					
Noon	8					
1:00PM	8					
6:00PM	6					
7:00PM	6					
8:00PM	5					

Long Beach Parking Study - Downtown Off-Street Occupancy Survey**A45-A****Weekday**

Date

11/2/2017

Day

Thursday

	STANDARD_S	ADA_STALLS	RESERVED_S	LOADING_ZO	METERED_ST	TIME_LIMIT
	47	0	0	0	0	0
7:00AM	1					
8:00AM	3					
9:00AM	8					
4:00PM	13					
5:00PM	4					
6:00PM	8					

Saturday

Date

11/4/2017

Day

Saturday

	STANDARD_S	ADA_STALLS	RESERVED_S	LOADING_ZO	METERED_ST	TIME_LIMIT
	47	0	0	0	0	0
11:00AM	28					
Noon	29					
1:00PM	33					
6:00PM	29					
7:00PM	25					
8:00PM	34					

Long Beach Parking Study - Downtown Off-Street Occupancy Survey

A45-B

Weekday

Date 11/2/2017 Day Thursday

	STANDARD_S	ADA_STALLS	RESERVED_S	LOADING_ZO	METERED_ST	TIME_LIMIT
	22	3	0	0	0	0
7:00AM	2	0				
8:00AM	3	0				
9:00AM	5	0				
4:00PM	8	1				
5:00PM	7	0				
6:00PM	9	0				

Saturday

Date 11/4/2017 Day Saturday

	STANDARD_S	ADA_STALLS	RESERVED_S	LOADING_ZO	METERED_ST	TIME_LIMIT
	22	3	0	0	0	0
11:00AM	8	3				
Noon	20	3				
1:00PM	16	2				
6:00PM	11	0				
7:00PM	10	0				
8:00PM	19	2				

Long Beach Parking Study - Downtown Off-Street Occupancy Survey**A45-C****Weekday**

Date

11/2/2017

Day

Thursday

	STANDARD_S	ADA_STALLS	RESERVED_S	LOADING_ZO	METERED_ST	TIME_LIMIT
	18	1	0	0	0	0
7:00AM	7	0				
8:00AM	6	0				
9:00AM	7	0				
4:00PM	8	0				
5:00PM	9	0				
6:00PM	7	1				

Saturday

Date

11/4/2017

Day

Saturday

	STANDARD_S	ADA_STALLS	RESERVED_S	LOADING_ZO	METERED_ST	TIME_LIMIT
	18	1	0	0	0	0
11:00AM	9	0				
Noon	11	0				
1:00PM	15	0				
6:00PM	14	0				
7:00PM	18	0				
8:00PM	19	1				

Long Beach Parking Study - Downtown Off-Street Occupancy Survey**A47****Weekday**

Date

11/2/2017

Day

Thursday

	STANDARD_S	ADA_STALLS	RESERVED_S	LOADING_ZO	METERED_ST	TIME_LIMIT
	869	24	439	0	0	27
7:00AM	109	1	1			0
8:00AM	251	2	1			2
9:00AM	336	1	2			2
4:00PM	291	1	2			2
5:00PM	175	1	1			0
6:00PM	168	4	1			2

Saturday

Date

11/4/2017

Day

Saturday

	STANDARD_S	ADA_STALLS	RESERVED_S	LOADING_ZO	METERED_ST	TIME_LIMIT
	869	24	439	0	0	27
11:00AM	213	4	0			1
Noon	227	3	0			1
1:00PM	154	1	0			1
6:00PM	63	1	0			1
7:00PM	48	1	0			0
8:00PM	32	1	0			0

Long Beach Parking Study - Downtown Off-Street Occupancy Survey**A48-A****Weekday**

Date

11/2/2017

Day

Thursday

	STANDARD_S	ADA_STALLS	RESERVED_S	LOADING_ZO	METERED_ST	TIME_LIMIT
	86	3	0	0	0	0
7:00AM	39	1				
8:00AM	41	2				
9:00AM	68	3				
4:00PM	16	1				
5:00PM	9	0				
6:00PM	4	0				

Saturday

Date

11/4/2017

Day

Saturday

	STANDARD_S	ADA_STALLS	RESERVED_S	LOADING_ZO	METERED_ST	TIME_LIMIT
	86	3	0	0	0	0
11:00AM	2	0				
Noon	2	0				
1:00PM	2	0				
6:00PM	1	0				
7:00PM	1	0				
8:00PM	1	0				

Long Beach Parking Study - Downtown Off-Street Occupancy Survey**A52-A****Weekday**

Date

11/2/2017

Day

Thursday

	STANDARD_S	ADA_STALLS	RESERVED_S	LOADING_ZO	METERED_ST	TIME_LIMIT
	0	10	0	0	0	0
7:00AM		1				
8:00AM		3				
9:00AM		7				
4:00PM		5				
5:00PM		6				
6:00PM		7				

Saturday

Date

11/4/2017

Day

Saturday

	STANDARD_S	ADA_STALLS	RESERVED_S	LOADING_ZO	METERED_ST	TIME_LIMIT
	0	10	0	0	0	0
11:00AM		1				
Noon		3				
1:00PM		2				
6:00PM		8				
7:00PM		6				
8:00PM		4				

Long Beach Parking Study - Downtown Off-Street Occupancy Survey**A52-B****Weekday**

Date

11/2/2017

Day

Thursday

	STANDARD_S	ADA_STALLS	RESERVED_S	LOADING_ZO	METERED_ST	TIME_LIMIT
	486	2	121	0	0	18
7:00AM	95	0	6			0
8:00AM	143	1	14			0
9:00AM	167	1	26			0
4:00PM	217	1	30			0
5:00PM	232	2	33			0
6:00PM	241	2	37			0

Saturday

Date

11/4/2017

Day

Saturday

	STANDARD_S	ADA_STALLS	RESERVED_S	LOADING_ZO	METERED_ST	TIME_LIMIT
	486	2	121	0	0	18
11:00AM	97	0	10			0
Noon	110	0	22			0
1:00PM	117	0	25			0
6:00PM	162	1	35			0
7:00PM	200	1	39			0
8:00PM	219	1	42			0

Long Beach Parking Study - Downtown Off-Street Occupancy Survey**A52-C****Weekday**

Date

11/2/2017

Day

Thursday

	STANDARD_S	ADA_STALLS	RESERVED_S	LOADING_ZO	METERED_ST	TIME_LIMIT
	129	1	15	0	0	0
7:00AM	8	0	1			
8:00AM	13	0	2			
9:00AM	21	1	8			
4:00PM	57	1	11			
5:00PM	61	1	13			
6:00PM	63	1	12			

Saturday

Date

11/4/2017

Day

Saturday

	STANDARD_S	ADA_STALLS	RESERVED_S	LOADING_ZO	METERED_ST	TIME_LIMIT
	129	1	15	0	0	0
11:00AM	7	0	9			
Noon	18	1	11			
1:00PM	23	1	11			
6:00PM	64	1	16			
7:00PM	66	1	17			
8:00PM	67	1	18			

Long Beach Parking Study - Downtown Off-Street Occupancy Survey

A53-A

Weekday

Date 11/2/2017 Day Thursday

	STANDARD_S	ADA_STALLS	RESERVED_S	LOADING_ZO	METERED_ST	TIME_LIMIT
	43	2	3	0	0	0
7:00AM	0	0	0			
8:00AM	1	0	0			
9:00AM	5	0	0			
4:00PM	10	0	1			
5:00PM	12	0	1			
6:00PM	33	2	2			

Saturday

Date 11/4/2017 Day Saturday

	STANDARD_S	ADA_STALLS	RESERVED_S	LOADING_ZO	METERED_ST	TIME_LIMIT
	43	2	3	0	0	0
11:00AM	2	0	0			
Noon	17	0	1			
1:00PM	26	1	1			
6:00PM	37	2	1			
7:00PM	39	0	1			
8:00PM	40	2	1			

Long Beach Parking Study - Downtown Off-Street Occupancy Survey**A53-B****Weekday**

Date

11/9/2017

Day

Thursday

	STANDARD_S	ADA_STALLS	RESERVED_S	LOADING_ZO	METERED_ST	TIME_LIMIT
	102	4	41	3	0	0
7:00AM	5	0	12	0		
8:00AM	15	0	13	0		
9:00AM	37	0	12	0		
4:00PM	69	0	14	0		
5:00PM	58	1	15	0		
6:00PM	54	0	16	0		

Saturday

Date

11/4/2017

Day

Saturday

	STANDARD_S	ADA_STALLS	RESERVED_S	LOADING_ZO	METERED_ST	TIME_LIMIT
	102	4	41	3	0	0
11:00AM	59	0	22	0		
Noon	64	0	22	0		
1:00PM	75	0	23	0		
6:00PM	96	2	22	0		
7:00PM	90	3	20	1		
8:00PM	85	2	23	1		

Long Beach Parking Study - Downtown Off-Street Occupancy Survey**A55-A****Weekday**

Date

11/2/2017

Day

Thursday

	STANDARD_S	ADA_STALLS	RESERVED_S	LOADING_ZO	METERED_ST	TIME_LIMIT
	55	3	2	0	0	0
7:00AM	26	0	0			
8:00AM	28	0	0			
9:00AM	39	0	0			
4:00PM	26	0	0			
5:00PM	17	0	0			
6:00PM	12	0	0			

Saturday

Date

11/4/2017

Day

Saturday

	STANDARD_S	ADA_STALLS	RESERVED_S	LOADING_ZO	METERED_ST	TIME_LIMIT
	55	3	2	0	0	0
11:00AM	17	0	0			
Noon	18	0	0			
1:00PM	25	0	0			
6:00PM	36	0	0			
7:00PM	50	0	0			
8:00PM	55	1	0			

Long Beach Parking Study - Downtown Off-Street Occupancy Survey

A55-B

Weekday

Date 11/2/2017 Day Thursday

	STANDARD_S	ADA_STALLS	RESERVED_S	LOADING_ZO	METERED_ST	TIME_LIMIT
	58	1	0	0	0	0
7:00AM	6	0				
8:00AM	6	0				
9:00AM	15	0				
4:00PM	16	0				
5:00PM	11	0				
6:00PM	11	0				

Saturday

Date 11/4/2017 Day Saturday

	STANDARD_S	ADA_STALLS	RESERVED_S	LOADING_ZO	METERED_ST	TIME_LIMIT
	58	1	0	0	0	0
11:00AM	1	0				
Noon	1	0				
1:00PM	1	0				
6:00PM	21	0				
7:00PM	18	0				
8:00PM	14	0				

Long Beach Parking Study - Downtown Off-Street Occupancy Survey**A55-C****Weekday**

Date

11/2/2017

Day

Thursday

	STANDARD_S	ADA_STALLS	RESERVED_S	LOADING_ZO	METERED_ST	TIME_LIMIT
	126	7	0	0	0	0
7:00AM	45	0				
8:00AM	51	1				
9:00AM	62	1				
4:00PM	49	2				
5:00PM	37	0				
6:00PM	24	0				

Saturday

Date

11/4/2017

Day

Saturday

	STANDARD_S	ADA_STALLS	RESERVED_S	LOADING_ZO	METERED_ST	TIME_LIMIT
	126	7	0	0	0	0
11:00AM	37	0				
Noon	40	0				
1:00PM	37	0				
6:00PM	65	2				
7:00PM	67	2				
8:00PM	64	0				

Long Beach Parking Study - Downtown Off-Street Occupancy Survey

A56

Weekday

Date 11/2/2017 Day Thursday

	STANDARD_S	ADA_STALLS	RESERVED_S	LOADING_ZO	METERED_ST	TIME_LIMIT
	225	15	0	0	0	0
7:00AM	95	0				
8:00AM	113	0				
9:00AM	131	1				
4:00PM	91	0				
5:00PM	75	0				
6:00PM	Closed					

Saturday

Date 11/4/2017 Day Saturday

	STANDARD_S	ADA_STALLS	RESERVED_S	LOADING_ZO	METERED_ST	TIME_LIMIT
	225	15	0	0	0	0
11:00AM	79	0				
Noon	72	0				
1:00PM	39	2				
6:00PM	Closed					
7:00PM						
8:00PM						

Long Beach Parking Study - Downtown Off-Street Occupancy Survey

A57

Weekday

Date 11/2/2017 Day Thursday

	STANDARD_S	ADA_STALLS	RESERVED_S	LOADING_ZO	METERED_ST	TIME_LIMIT
	20	1	1	0	0	0
7:00AM	10	0	0			
8:00AM	10	0	0			
9:00AM	14	0	0			
4:00PM	-	-	-			
5:00PM	8	0	0			
6:00PM	9	0	0			

Saturday

Date 11/4/2017 Day Saturday

	STANDARD_S	ADA_STALLS	RESERVED_S	LOADING_ZO	METERED_ST	TIME_LIMIT
	20	1	1	0	0	0
11:00AM	20	0	1			
Noon	20	0	1			
1:00PM	20	0	1			
6:00PM	21	1	0			
7:00PM	21	1	0			
8:00PM	19	1	0			

Long Beach Parking Study - Downtown Off-Street Occupancy Survey**A59****Weekday**

Date

11/2/2017

Day

Thursday

	STANDARD_S	ADA_STALLS	RESERVED_S	LOADING_ZO	METERED_ST	TIME_LIMIT
	127	6	0	0	0	0
7:00AM	33	0				
8:00AM	29	0				
9:00AM	41	1				
4:00PM	70	3				
5:00PM	69	0				
6:00PM	78	4				

Saturday

Date

11/4/2017

Day

Saturday

	STANDARD_S	ADA_STALLS	RESERVED_S	LOADING_ZO	METERED_ST	TIME_LIMIT
	127	6	0	0	0	0
11:00AM	70	4				
Noon	75	1				
1:00PM	72	2				
6:00PM	67	1				
7:00PM	58	3				
8:00PM	52	2				

Long Beach Parking Study - Downtown Off-Street Occupancy Survey

A60

Weekday

Date 11/2/2017 Day Thursday

	STANDARD_S	ADA_STALLS	RESERVED_S	LOADING_ZO	METERED_ST	TIME_LIMIT
	0	2	0	0	0	28
7:00AM		0				1
8:00AM		0				1
9:00AM		0				1
4:00PM		0				5
5:00PM		0				4
6:00PM		0				9

Saturday

Date 11/4/2017 Day Saturday

	STANDARD_S	ADA_STALLS	RESERVED_S	LOADING_ZO	METERED_ST	TIME_LIMIT
	0	2	0	0	0	28
11:00AM		0				5
Noon		0				6
1:00PM		0				8
6:00PM		0				13
7:00PM		1				14
8:00PM		0				16

Long Beach Parking Study - Downtown Off-Street Occupancy Survey**A61 Observed****Weekday**

Date

11/2/2017

Day

Thursday

	STANDARD_S	ADA_STALLS	RESERVED_S	LOADING_ZO	METERED_ST	TIME_LIMIT
	207	23	1100	0	0	0
7:00AM						
8:00AM						
9:00AM						
4:00PM						
5:00PM						
6:00PM						

Saturday

Date

11/4/2017

Day

Saturday

	STANDARD_S	ADA_STALLS	RESERVED_S	LOADING_ZO	METERED_ST	TIME_LIMIT
	207	23	1100	0	0	0
11:00AM						
Noon						
1:00PM						
6:00PM						
7:00PM						
8:00PM						

Long Beach Parking Study - Downtown Off-Street Occupancy Survey

A61 Observed

Weekday

Date 11/2/2017 Day Thursday

	STANDARD_S	ADA_STALLS	RESERVED_S	ELEC_VEH	VISITOR	BANK	ENTERPRISE
	830	23	313	10	75	15	20
7:00AM	77	0	15	2	35	0	0
8:00AM	105	2	44	4	53	1	0
9:00AM	145	4	111	7	62	1	4
4:00PM	224	5	27	2	60	1	2
5:00PM	146	4	38	4	58	1	2
6:00PM	71	2	22	2	36	0	5

Saturday

Date 11/4/2017 Day Saturday

	STANDARD_S	ADA_STALLS	RESERVED_S	ELEC_VEH	VISITOR	BANK	ENTERPRISE
	830	23	313	10	75	15	20
11:00AM	52	2	28	1	29	2	10
Noon	54	1	33	1	33	3	11
1:00PM	55	3	40	1	41	2	9
6:00PM	53	1	24	0	43	0	9
7:00PM	63	0	29	1	50	1	9
8:00PM	67	0	27	1	54	1	9

Long Beach Parking Study - Downtown Off-Street Occupancy Survey**A62****Weekday**

Date

11/2/2017

Day

Thursday

	STANDARD_S	ADA_STALLS	RESERVED_S	LOADING_ZO	METERED_ST	TIME_LIMIT
	266	8	95	0	0	0
7:00AM	93	0	25			
8:00AM	153	2	43			
9:00AM	266	3	62			
4:00PM	153	3	67			
5:00PM	103	3	52			
6:00PM	96	4	47			

Saturday

Date

11/4/2017

Day

Saturday

	STANDARD_S	ADA_STALLS	RESERVED_S	LOADING_ZO	METERED_ST	TIME_LIMIT
	266	8	95	0	0	0
11:00AM	252	3	71			
Noon	200	3	49			
1:00PM	200	3	58			
6:00PM	204	3	38			
7:00PM	182	3	31			
8:00PM	181	3	32			

Long Beach Parking Study - Downtown Off-Street Occupancy Survey**A64****Weekday**

Date

11/2/2017

Day

Thursday

	STANDARD_S	ADA_STALLS	RESERVED_S	LOADING_ZO	METERED_ST	TIME_LIMIT
	11	6	44	0	0	0
7:00AM	3	0	5			
8:00AM	3	1	8			
9:00AM	9	4	11			
4:00PM	11	4	18			
5:00PM	10	3	14			
6:00PM	7	0	11			

Saturday

Date

11/4/2017

Day

Saturday

	STANDARD_S	ADA_STALLS	RESERVED_S	LOADING_ZO	METERED_ST	TIME_LIMIT
	11	6	44	0	0	0
11:00AM	8	0	4			
Noon	15	0	3			
1:00PM	15	1	5			
6:00PM	1	1	7			
7:00PM	6	2	8			
8:00PM	12	1	12			

Long Beach Parking Study - Downtown Off-Street Occupancy Survey**A65****Weekday**

Date

11/2/2017

Day

Thursday

	STANDARD_S	ADA_STALLS	RESERVED_S	LOADING_ZO	METERED_ST	TIME_LIMIT
	680	23	760	0	0	0
7:00AM	302	4	57			
8:00AM	365	4	56			
9:00AM	547	5	108			
4:00PM	552	5	103			
5:00PM	461	2	89			
6:00PM	348	1	74			

Saturday

Date

11/4/2017

Day

Saturday

	STANDARD_S	ADA_STALLS	RESERVED_S	LOADING_ZO	METERED_ST	TIME_LIMIT
	680	23	760	0	0	0
11:00AM	294	1	56			
Noon	303	1	63			
1:00PM	311	1	65			
6:00PM	310	2	66			
7:00PM	316	2	70			
8:00PM	295	2	68			

Long Beach Parking Study - Downtown Off-Street Occupancy Survey**A66****Weekday**

Date

11/2/2017

Day

Thursday

	STANDARD_S	ADA_STALLS	RESERVED_S	LOADING_ZO	METERED_ST	TIME_LIMIT
	207	8	102	0	0	0
7:00AM	106	7	34			
8:00AM	107	7	29			
9:00AM	112	7	33			
4:00PM	102	4	26			
5:00PM	93	4	22			
6:00PM	90	4	20			

Saturday

Date

11/4/2017

Day

Saturday

	STANDARD_S	ADA_STALLS	RESERVED_S	LOADING_ZO	METERED_ST	TIME_LIMIT
	207	8	102	0	0	0
11:00AM	121	4	18			
Noon	118	4	20			
1:00PM	113	4	20			
6:00PM	Closed					
7:00PM						
8:00PM						

Long Beach Parking Study - Downtown Off-Street Occupancy Survey

A67

Weekday

Date 11/2/2017 Day Thursday

	STANDARD_S	ADA_STALLS	RESERVED_S	LOADING_ZO	METERED_ST	TIME_LIMIT
	370	12	0	0	0	0
7:00AM	228	3				
8:00AM	211	4				
9:00AM	196	3				
4:00PM	179	2				
5:00PM	180	3				
6:00PM	191	2				

Saturday

Date 11/4/2017 Day Saturday

	STANDARD_S	ADA_STALLS	RESERVED_S	LOADING_ZO	METERED_ST	TIME_LIMIT
	370	12	0	0	0	0
11:00AM	211	4				
Noon	223	4				
1:00PM	225	4				
6:00PM	218	3				
7:00PM	212	3				
8:00PM	215	3				

Long Beach Parking Study - Downtown Off-Street Occupancy Survey**A73-A****Weekday**

Date

11/2/2017

Day

Thursday

	STANDARD_S	ADA_STALLS	RESERVED_S	LOADING_ZO	METERED_ST	TIME_LIMIT
	260	8	93	0	0	0
7:00AM	40	1	15			
8:00AM	58	3	16			
9:00AM	106	7	61			
4:00PM	100	6	69			
5:00PM	67	6	57			
6:00PM	46	2	50			

Saturday

Date

11/4/2017

Day

Saturday

	STANDARD_S	ADA_STALLS	RESERVED_S	LOADING_ZO	METERED_ST	TIME_LIMIT
	260	8	93	0	0	0
11:00AM	6	0	10			
Noon	6	0	8			
1:00PM	6	0	9			
6:00PM	5	0	10			
7:00PM	5	0	7			
8:00PM	4	0	7			

Long Beach Parking Study - Downtown Off-Street Occupancy Survey**A73-B****Weekday**

Date

11/2/2017

Day

Thursday

	STANDARD_S	ADA_STALLS	RESERVED_S	LOADING_ZO	METERED_ST	TIME_LIMIT
	174	12	31	0	0	0
7:00AM	27	4	7			
8:00AM	72	5	13			
9:00AM	124	5	15			
4:00PM	69	2	12			
5:00PM	47	1	10			
6:00PM	31	0	5			

Saturday

Date

11/4/2017

Day

Saturday

	STANDARD_S	ADA_STALLS	RESERVED_S	LOADING_ZO	METERED_ST	TIME_LIMIT
	174	12	31	0	0	0
11:00AM	Closed					
Noon	Closed					
1:00PM	Closed					
6:00PM	Closed					
7:00PM	Closed					
8:00PM	Closed					

Long Beach Parking Study - Downtown Off-Street Occupancy Survey

A74

Weekday

Date 11/2/2017 Day Thursday

	STANDARD_S	ADA_STALLS	RESERVED_S	LOADING_ZO	METERED_ST	TIME_LIMIT
	210	4	6	0	0	0
7:00AM	36	1	0			
8:00AM	67	2	0			
9:00AM	117	3	2			
4:00PM	99	2	0			
5:00PM	93	1	0			
6:00PM	75	0	5			

Saturday

Date 11/4/2017 Day Saturday

	STANDARD_S	ADA_STALLS	RESERVED_S	LOADING_ZO	METERED_ST	TIME_LIMIT
	210	4	6	0	0	0
11:00AM	30	0	1			
Noon	33	1	0			
1:00PM	29	1	0			
6:00PM	18	1	4			
7:00PM	20	2	1			
8:00PM	13	0	2			

Long Beach Parking Study - Downtown Off-Street Occupancy Survey**A75****Weekday**

Date

11/2/2017

Day

Thursday

	STANDARD_S	ADA_STALLS	RESERVED_S	LOADING_ZO	METERED_ST	TIME_LIMIT
	260	8	93	0	0	0
7:00AM	55	0	5			
8:00AM	211	2	17			
9:00AM	265	2	31			
4:00PM	191	2	20			
5:00PM	103	2	10			
6:00PM	52	1	6			

Saturday

Date

11/4/2017

Day

Saturday

	STANDARD_S	ADA_STALLS	RESERVED_S	LOADING_ZO	METERED_ST	TIME_LIMIT
	260	8	93	0	0	0
11:00AM	24	0	7			
Noon	23	0	7			
1:00PM	21	0	7			
6:00PM	Closed					
7:00PM	Closed					
8:00PM	Closed					

Long Beach Parking Study - Downtown Off-Street Occupancy Survey**A80-A****Weekday**

Date

11/2/2017

Day

Thursday

	STANDARD_S	ADA_STALLS	RESERVED_S	LOADING_ZO	METERED_ST	TIME_LIMIT
	57	3	0	0	0	0
7:00AM	13	0				
8:00AM	22	0				
9:00AM	26	1				
4:00PM	25	1				
5:00PM	20	1				
6:00PM	9	0				

Note: Half of lot occupied by construction

Saturday

Date

11/4/2017

Day

Saturday

	STANDARD_S	ADA_STALLS	RESERVED_S	LOADING_ZO	METERED_ST	TIME_LIMIT
	57	3	0	0	0	0
11:00AM	57	3				
Noon	57	3				
1:00PM	57	3				
6:00PM	47	2				
7:00PM	45	2				
8:00PM	40	2				

Long Beach Parking Study - Downtown Off-Street Occupancy Survey

A80-B

Weekday

Date 11/2/2017 Day Thursday

	STANDARD_S	ADA_STALLS	RESERVED_S	LOADING_ZO	METERED_ST	TIME_LIMIT
	215	6	55	0	0	4
7:00AM	96	1	8			0
8:00AM	170	3	10			0
9:00AM	137	5	20			0
4:00PM	77	0	14			0
5:00PM	65	0	10			0
6:00PM	Closed	-	-			-

Saturday

Date 11/4/2017 Day Saturday

	STANDARD_S	ADA_STALLS	RESERVED_S	LOADING_ZO	METERED_ST	TIME_LIMIT
	215	6	55	0	0	4
11:00AM	Full					0
Noon	220	5	21			0
1:00PM	219	5	51			0
6:00PM	173	3	36			0
7:00PM	129	1	24			0
8:00PM	95	0	18			0

Long Beach Parking Study - Downtown Off-Street Occupancy Survey**A82****Weekday**

Date

11/2/2017

Day

Thursday

	STANDARD_S	ADA_STALLS	RESERVED_S	LOADING_ZO	METERED_ST	TIME_LIMIT
	736	26	10	0	0	0
7:00AM	84	3	4			
8:00AM	159	4	6			
9:00AM	194	3	7			
4:00PM	93	2	7			
5:00PM	49	0	4			
6:00PM	37	0	2			

Saturday

Date

11/4/2017

Day

Saturday

	STANDARD_S	ADA_STALLS	RESERVED_S	LOADING_ZO	METERED_ST	TIME_LIMIT
	736	26	10	0	0	0
11:00AM	681	14	9			
Noon	681	14	9			
1:00PM	714	16	8			
6:00PM	559	14	6			
7:00PM	438	12	5			
8:00PM	348	11	5			

Note: Convention Event

Long Beach Parking Study - Downtown Off-Street Occupancy Survey

A83

Weekday

Date 11/2/2017 Day Thursday

	STANDARD_S	ADA_STALLS	RESERVED_S	LOADING_ZO	METERED_ST	TIME_LIMIT
	25	8	87	0	0	0
7:00AM	10	0	10			
8:00AM	11	0	34			
9:00AM	12	0	60			
4:00PM	10	0	53			
5:00PM	11	0	42			
6:00PM	11	0	18			

Saturday

Date 11/4/2017 Day Saturday

	STANDARD_S	ADA_STALLS	RESERVED_S	LOADING_ZO	METERED_ST	TIME_LIMIT
	25	8	87	0	0	0
11:00AM	14	0	17			
Noon	14	0	17			
1:00PM	14	1	14			
6:00PM	13	1	15			
7:00PM	12	1	16			
8:00PM	11	1	16			

Long Beach Parking Study - Downtown Off-Street Occupancy Survey

A84

Weekday

Date 11/2/2017 Day Thursday

	STANDARD_S	ADA_STALLS	RESERVED_S	LOADING_ZO	METERED_ST	TIME_LIMIT
	71	2	0	0	0	7
7:00AM	22	1				0
8:00AM	28	1				0
9:00AM	31	1				0
4:00PM	27	1				0
5:00PM	19	2				0
6:00PM	19	1				0

Saturday

Date 11/4/2017 Day Saturday

	STANDARD_S	ADA_STALLS	RESERVED_S	LOADING_ZO	METERED_ST	TIME_LIMIT
	71	2	0	0	0	7
11:00AM	Excluded					
Noon						
1:00PM						
6:00PM						
7:00PM						
8:00PM						

Appendix C1 – Downtown Long Beach On-street Parking Turnover Survey Results

[illegible]

Long Beach Parking Study - Downtown On-Street TurnOver Survey**A13W****Weekday**

Date 10/12/2017

Day Thursday

Type	Num	7:00AM	8:00AM	9:00AM	4:00PM	5:00PM	6:00PM
Standard	1	R758	R758	R758	R758	R758	R758
	2	UI43	UI43	UI43	Y772		
	3	P986	P986	P986	UI43	UI43	UI43
Loading Zone	1						
	2						

Long Beach Parking Study - Downtown On-Street TurnOver Survey

A16S

Weekday

Date 10/12/2017 Day Thursday

Type	Num	7:00AM	8:00AM	9:00AM	4:00PM	5:00PM	6:00PM
Standard	1	Y946	Y946	B759	77CS	77CS	77CS
	2	DF739					TFRD
	3	D717	D717		J832	J832	
	4	E875			F302		J867
	5	C987	G097				E453
	6	4588	4588		N636	E528	V455
	7	2RER	2RER		P583	P583	P583
	8	V34D			G092	G092	
	9			WKIA			
Loading Zone	1	MARH					VER5
Time Limited	1	C363	C363	C363			DTBG
	2				U280	M853	M853

Long Beach Parking Study - Downtown On-Street TurnOver Survey**A17S****Weekday**

Date

10/12/2017

Day

Thursday

Type	Num	7:00AM	8:00AM	9:00AM	4:00PM	5:00PM	6:00PM
Time Limited	1	E795	E795	E795		X537	M556
	2	W332		C477		62BI	62BI
	3					N062	N062
	4	B535	B535	B535	M893		BREV
	5		44R3	44R3			VCV2

Long Beach Parking Study - Downtown On-Street TurnOver Survey

AI9E

Weekday

Date

10/12/2017

Day

Thursday

Type	Num	7:00AM	8:00AM	9:00AM	4:00PM	5:00PM	6:00PM
Unmarked	1		72P1	72P1	72P1	B525	B525
	2	Y039	Y039	Y039	428I	428I	428I
	3	GRDG	GRDG	GRDG	5AV8	5AV8	5AV8
	4	TSUB	TSUB	TSUB	TSUB	TSUB	TSUB
	5	T554	K972	K972			
	6	L046	L046	L046	3505		P909
	7	J126	J126	J126	K005	V534	V534
	8	S601	S601	S601	ANTI	P644	P644
	9	M163	M163	M163	F028	F028	F028
	10	T545		P910	J062	V907	V907
	11	X843	X843	X843	X843	X843	X843

Long Beach Parking Study - Downtown On-Street TurnOver Survey

A19S

Weekday

Date 10/12/2017 Day Thursday

Type	Num	7:00AM	8:00AM	9:00AM	4:00PM	5:00PM	6:00PM
Unmarked	1	T565	T565	T565	B676	B676	B676
	2	BKHB	BKHB	BKHB		W343	W343
	3	G775	G775	G775	R893	R893	R893
	4	WCAD	WCAT		G873	G873	G873
	5	B334	B334	B334	B279	B279	B279
	6	A092	B923	B923			W883
	7		RKIA	RKIA	RKIA	RKIA	V253
	8	WT HN	WT HN	WT HN		B336	B336
	9	G213	G213	G213	P923	P923	P923
	10	B930	R129	R129			GHON
ADA	I	W482	W482	W482	W329	W329	W329
	II				W516	W516	W516

Long Beach Parking Study - Downtown On-Street TurnOver Survey

A20E

Weekday

Date

10/12/2017

Day

Thursday

Type	Num	7:00AM	8:00AM	9:00AM	4:00PM	5:00PM	6:00PM
Unmarked	1	C608	C608	C608	C608	C608	C608
	2	E039	E039	I622	C958	C958	C958
	3	C958	C958	C958	O342	O342	P223
	4	U780	U780	U780	K744		G482
	5	D234	D234	D234	D234	D234	D234
	6	Y367	Y367	Y367	Y367	Y367	GH2A
	7	C383	C383	C383	C383	B723	B723
	8	D696	D696	D696	D696	D696	D696
	9	V587	V587	V587	V587	W472	W472
	10	J238	J238	J238	J238		X576
	11	R763	R763	C665	LI69	LI69	LI69
	12	C654	C654	S892	V089	V089	V089

Long Beach Parking Study - Downtown On-Street TurnOver Survey

A20E

Weekday

Date

10/12/2017

Day

Thursday

Type	Num	7:00AM	8:00AM	9:00AM	4:00PM	5:00PM	6:00PM
Unmarked	1	B539	B539	B539	B539		
	2	O932	O932	O932	BTOY	N243	N243
	3	G989	G989	G989	K442	K442	K442
	4		M23I	M23I	MHON	V443	V443
	5	N44I	N44I	N44I	N44I	N44I	N44I
	6	F847	F847	F847	F847	W850	W850
	7	B77I	B77I	LE8B	SPT4	SPT4	SPT4
	8	G723	G723	W565	B902	B902	B902
	9	RCHR	RCHR	RCHR	F732	F732	F732

Long Beach Parking Study - Downtown On-Street TurnOver Survey

A20W

Weekday

Date

10/12/2017

Day

Thursday

Type	Num	7:00AM	8:00AM	9:00AM	4:00PM	5:00PM	6:00PM
Unmarked	1			G334	Z950	Z950	
	2	S151	S151	E543	L982		
	3	E954	94PI	94PI	94PI	X322	X322
	4	B377	C675	C675	C675	G883	S672
	5	L883	W129	C553	V011		A092
	6	B667	8133	8133	P644		8599
	7	F112	F112	F112	D273		
	8	Y559	Y559	Y559		P077	P077
	9	N158	C294	C294	X074	X074	W828
	10	B351	B351	B351	A088	5097	5097
	11	F933	F933	F933	F933	F933	F933
	12	U727	U727	U727	X071	X071	X071
	13	D540	D540	D540	C032	C032	C032
	14	47CO	47CO	47CO	47CO	47CO	47CO

Long Beach Parking Study - Downtown On-Street TurnOver Survey

A21W

Weekday

Date

10/12/2017

Day

Thursday

Type	Num	7:00AM	8:00AM	9:00AM	4:00PM	5:00PM	6:00PM
Unmarked	1	X572	X572	X572	G534	G534	G534
	2	X978	X978	X978	X978	X978	X978
	3	E855	E088	E088	L138	X849	X849
	4	N767	N767	N767	N767	N767	N767
	5	S411	S411	S411	U078	U078	U078
	6	G053	G053	G053	G053	G053	G053
	7	U963	U963	H278	G793	G793	G793
	8	Z917	Z917	A255	HJ88	HJ88	HJ88
	9	P005	P005	P005	P005	P005	P005
	10	U885	E558	E558	8872	8872	8872

Long Beach Parking Study - Downtown On-Street TurnOver Survey**A27N****Weekday**

Date 10/12/2017

Day Thursday

Type	Num	7:00AM	8:00AM	9:00AM	4:00PM	5:00PM	6:00PM
Loading Zone	I	E404	E404		Y217	Y217	Y217

Long Beach Parking Study - Downtown On-Street TurnOver Survey**A31N****Weekday**

Date

10/12/2017

Day

Thursday

Type	Num	7:00AM	8:00AM	9:00AM	4:00PM	5:00PM	6:00PM
	1				Z140	Z140	B885
	2		3294			A415	A415
	3	B095	B095			P488	P488
	4	N558				U379	U379
	5				Y292	S526	S526
	6	W284	W284	H837	M825	M825	M825
	7	E826	E826			U582	U582
	8	H823			A629	A629	A629
	9	R384				Z822	Z822
	10	G800	G800			R384	R384
	11	C724	C724	C724	C724	C724	C724
Time Limited	12						N823

Long Beach Parking Study - Downtown On-Street TurnOver Survey**A32N****Weekday**

Date

10/12/2017

Day

Thursday

Type	Num	7:00AM	8:00AM	9:00AM	4:00PM	5:00PM	6:00PM
	1	H364	P146	45C1	Y860		
	2	S829	S829		J910		N827
	3				R619		Q338
	4				P308		
	5			N023		I826	I826
	6	H241	H241			VI33	VI33
	7	W838				T522	
	8				C370	C370	
	9	UI81	UI81	UI81			
	10	N789					
	11	R726	R726				
Time Limited							

Long Beach Parking Study - Downtown On-Street TurnOver Survey

A43E

Weekday

Date

10/12/2017

Day

Thursday

Type	Num	7:00AM	8:00AM	9:00AM	4:00PM	5:00PM	6:00PM
	1	S313	S313	S313		R203	
	2	A982	A982	A982	G909	G909	G909
	3	X459	X459	X459	N124	N124	N124
	4	Z425	Z425	Z425	Z425	Z425	Z425
	5	GMIT	GMIT	GMIT	Y229	Y229	HONG
	6	R838			YANN	E541	B876
	7	Y643	Y643		Q155	Q155	Q155
	8		S669	S669	R818	R818	R818
	9	G012	G012	G012	D555	D555	I886
	10	K772	K772	X656	88MI	91C0	
	11			T235	J882	J882	
Time Limited	12	Z307	Z307	Z307	S008	S008	S008
ADA	1	W733	W733	W733	X831	X831	X831

Long Beach Parking Study - Downtown On-Street TurnOver Survey**A44S****Weekday**

Date

10/12/2017

Day

Thursday

Type	Num	7:00AM	8:00AM	9:00AM	4:00PM	5:00PM	6:00PM
Time Limited	1		V928	V928	R182	R182	R182
	2	W927	W927	K641		W918	W918
	3	MITW	MITW	MITW	Z198	Z198	Z198
	4	W970	W970		C613	C613	L598
	5						LIXE
	6	K456	K456	K456	K456	K456	K456
	7		D012	D012	D012		

Long Beach Parking Study - Downtown On-Street TurnOver Survey

A44W

Weekday

Date

10/12/2017

Day

Thursday

Type	Num	7:00AM	8:00AM	9:00AM	4:00PM	5:00PM	6:00PM
	1	F497			B100	B100	B100
	2	E489	E489	E489	N082	N082	N082
	3				N254	N254	N254
	4	X264	X264	X264	R492	R492	R492
	5	B289			Y910	W846	W846
	6			YANN	L103	A191	A191
	7	NBOA				I982	I982
	8			W493	X264	X264	X264
	9	T478	T478	T478	T478	T478	T478
	10	N848	N848		W085	R810	R810
Time Limited	11				Y539	Y539	Y539
Loading Zone	1	W886	W886	W886	L503	L503	

Long Beach Parking Study - Downtown On-Street TurnOver Survey

A59N

Weekday

Date

10/12/2017

Day

Thursday

Type	Num	7:00AM	8:00AM	9:00AM	4:00PM	5:00PM	6:00PM
Time Limited	1	H694	4557		G294	B838	
	2	S571	S571	S571	C368	C368	C368
	3	M534	M534		5957	GHON	P934
	4			M340	B951	B951	B951
	5		8264	W365	V693	23A9	B183
	6	D562	D562	D562	W111	W111	W111
	7	WCRY					
	8	NEEY	NEEY	NEEY	NEEY	NEEY	NEEY
	9	L833	L833	L833	8722	8722	8722
	10				A825	A825	A825
	11	C706	N821		Y551	Y551	Y551
	12		F357	F357	30C1	30C1	30C1

Long Beach Parking Study - Downtown On-Street TurnOver Survey

A59W

Weekday

Date

10/12/2017

Day

Thursday

Type	Num	7:00AM	8:00AM	9:00AM	4:00PM	5:00PM	6:00PM
Time Limited	1			BBWD	L385	L385	L385
	2	NGLR		X625	B379	B379	B379
	3		J066		T785	T785	T785
	4	H913	H913	H913	S607		
	5	JAG		Z527	58CP	58CP	58CP
	6			Z889	X182	X182	X182
	7	D030			G708	E173	
	8	X331		D448	T584	T584	T584
	9	MOTO		S733	U190		GY HON
ADA	1	4558	N382	N382	N382	N382	N382
Loading Zone	1	L405	L405		59J1	L752	L752
	2				62J1		W227

Long Beach Parking Study - Downtown On-Street TurnOver Survey**A66E****Weekday**

Date

10/12/2017

Day

Thursday

Type	Num	7:00AM	8:00AM	9:00AM	4:00PM	5:00PM	6:00PM
Loading Zone	1	W763	W763		R256	R256	R256
	2						

Long Beach Parking Study - Downtown On-Street TurnOver Survey**A68W****Weekday**

Date

10/12/2017

Day

Thursday

Type	Num	7:00AM	8:00AM	9:00AM	4:00PM	5:00PM	6:00PM
Loading Zone	1				SNJR	Y462	Y882
	2				G976		
	3			2576			

Long Beach Parking Study - Downtown On-Street TurnOver Survey**A13W****Weekend**

Date 10/7/2017 Day Saturday

Type	Num	11:00AM	12:00PM	1:00PM	6:00PM	7:00PM	8:00PM
Standard	1	G852	G852	G852	G852	G852	G852
	2	T268	T268		GAUD	W219	
	3	B861	B861	B861	B861	B861	B861
Loading Zone	1				KCRY	KCRY	KCRY
	2					5548	5548

Long Beach Parking Study - Downtown On-Street TurnOver Survey

A16S

Weekend

Date 10/7/2017 Day Saturday

Type	Num	11:00AM	12:00PM	1:00PM	6:00PM	7:00PM	8:00PM
Standard	1			B872		W364	W364
	2			MBZ6	J20A	J20A	J20A
	3		RVRD	B938	2574	2574	2574
	4			YSUV	BNIS	BNIS	BNIS
	5				39A7	39A7	39A7
	6				YHON	YHON	YHON
	7	B648			W183	W183	H828
	8				BLEX	BLEX	BLEX
	9				3824	3824	3824
Loading Zone	1	9100	9100	9100	W824		
Time Limited	1		2765	2765	A073	A073	A073
	2				B276	B276	B276
	10					E346	E346

Long Beach Parking Study - Downtown On-Street TurnOver Survey**A17S****Weekend**

Date 10/7/2017 Day Saturday

Type	Num	11:00AM	12:00PM	1:00PM	6:00PM	7:00PM	8:00PM
Loading Zone	1	5782			D648	D648	D648
Time Limited	2	E117	E117	E117	E117	E117	E117
	3		2546	2546	E736	G483	G483
	4	DSCI	WPU6		F384	F384	F384
	5		TOY6	NSIC		P726	A332

Long Beach Parking Study - Downtown On-Street TurnOver Survey

A19E

Weekend

Date 10/7/2017 Day Saturday

Type	Num	11:00AM	12:00PM	1:00PM	6:00PM	7:00PM	8:00PM
Unmarked	1	W962	W962			WY CH	WY CH
	2	D816	D816	25K1	25K1	25K1	25K1
	3	P825	P825	P825	Y203	Y203	V885
	4	DSUB	DSUB	DSUB	DSUB	DSUB	DSUB
	5	D054	D054	D054	D054	D054	D054
	6	L055	L055	L055	A051	A051	A051
	7	X676			T554	T554	T554
	8	X822	X822	X822	X822	X822	HONY
	9	Y685	Y685	Y685	7457	7457	RDPN
	10	R940	R940	R940	R940	R940	R940
	11	U064	R076	X322	Y624	Y624	Y624
	12	X843	X843	X843	X843	X843	X843

Long Beach Parking Study - Downtown On-Street TurnOver Survey

A19S

Weekend

Date 10/7/2017 Day Saturday

Type	Num	11:00AM	12:00PM	1:00PM	6:00PM	7:00PM	8:00PM
Unmarked	1	Y213	Y213	Y213	Y213	Y213	Y213
	2			J727	CH PU	CH PU	CH PU
	3	X981	X981	X981	DD19	DD19	DD19
	4	D616	D616	D616	YNIS	YNIS	YNIS
	5	37GW	37GW	C734	C734	C734	C734
	6	P564	P564	P564	TEDN	TEDN	TEDN
	7	BLPR	BLPR	BLPR	BLPR	BLPR	BLPR
	8		Z795	Z795	Z795	Z795	Z795
	9	3416	3416	3416	3416	3416	3416
	10	W110	W110	W110	BK PU	BK PU	BK PU
ADA	1				X872	X872	X872
	11	N392	N392	N392			

Long Beach Parking Study - Downtown On-Street TurnOver Survey

A20E

Weekend

Date 10/7/2017 Day Saturday

Type	Num	11:00AM	12:00PM	1:00PM	6:00PM	7:00PM	8:00PM
Unmarked	1	N323	N323	N323	N323	N323	N323
	2	W574		Y707	Y707	Y707	Y707
	3	GY KIA	M490	M490	G750	G750	G750
	4	P730	P730	P730	P730	P730	P730
	5	K970	K970	K970	K970	K970	K970
	6	C958	C958	C958		H235	H235
	7	G336	G336	G336	THUK	THUK	THUK
	8	J174	G053	G053	G053	G053	G053
	9		J174	J174	SS3J	SS3J	SS3J
	10	D234	D234	D234	D234	D234	D234
	11	F964	F964	F964	N802	N802	N802
	12	K744	K744	K744	K744	K744	K744
	13	Z418		C654	C654	C654	C654

Long Beach Parking Study - Downtown On-Street TurnOver Survey**A20E****Weekend**

Date

10/7/2017

Day

Saturday

Type	Num	11:00AM	12:00PM	1:00PM	6:00PM	7:00PM	8:00PM
Unmarked	1	J456	J456	J456	S171	S171	S171
	2	F977	F977	F977	B575	B575	B575
	3	D696	D696	Z942	V599	V599	V599
	4	W853	W853	W853	W853	W853	W853
	5	Z448	Z448	Z448	B872	B872	B872
	6	D290	D290	D290	D290	N186	N186
	7	V645	V645	V645	V645	H836	H836
	8	Y399	Y399	Y399	Y399	Y399	Y399
	9	M581	M581	M581	M581	M581	M581

Long Beach Parking Study - Downtown On-Street TurnOver Survey

A20W

Weekend

Date 10/7/2017 Day Saturday

Type	Num	11:00AM	12:00PM	1:00PM	6:00PM	7:00PM	8:00PM
Unmarked	1	P625	P625	P625	P625	P625	P625
	2	S601	S601	S601	X327	X327	X327
	3	A134	A134	A134	F301	F301	F301
	4	J238	J238	J238			
	5	I273	I273	I273	I273	I273	I273
	6	AU02	AU02	P074	G157	G157	G157
	7	W603	W603	W603		GY HB	
	8	G203		S448	L741	L741	L741
	9	H407	H407	H407	F224	F224	F224
	10	U482	U482	U482	U482	U482	U482
	11	4281	4281	4281	4281	4281	4281
	12	Y964	Y964	Y964	Y964	Y964	Y964
	13	B036	B036	B036	YUIS	YUIS	YUIS
	14	J874	J874	J874	4226	4226	4226
	15	W819	W819	W819	S578	S578	S578
	16				Z811		Z811

Long Beach Parking Study - Downtown On-Street TurnOver Survey

A21W

Weekend

Date 10/7/2017 Day Saturday

Type	Num	11:00AM	12:00PM	1:00PM	6:00PM	7:00PM	8:00PM
Unmarked	1	W583	W583	W583	J155	J155	J155
	2	U780	U780	U780	L321	L321	L321
	3				KAUD	KAUD	
	4				5728		J583
	5	N769	S708	S708	E834	E834	E834
	6	C773	C773	C773	C773	C773	C773
	7		F295	F295	R831	R831	R831
	8	U963	U963	U963	U963	U963	U963
	9	Z917	Z917	Z917	A863	A863	A863
	10	P005	P005	P005	P005	P005	P005
	11		L666	L666	Q361	Q361	Q361

Long Beach Parking Study - Downtown On-Street TurnOver Survey**A27N****Weekend**

Date 10/7/2017 Day Saturday

Type	Num	11:00AM	12:00PM	1:00PM	6:00PM	7:00PM	8:00PM
Loading Zone	1	-	-	-	-	-	A284

Long Beach Parking Study - Downtown On-Street TurnOver Survey

A31N

Weekend

Date 10/7/2017 Day Saturday

Type	Num	11:00AM	12:00PM	1:00PM	6:00PM	7:00PM	8:00PM
Time Limited	1				S700	S700	S700
	2	P217	3359			M208	M208
	3	BK HN	GY HN	RD JEEP	49C9	49C9	49C9
	4	BBMW	BBMW	238D		P556	P556
	5	D832				ZHON	ZHON
	6		DJ64		D381	D381	D381
	7	DV82	429Z	429Z	F316	F316	F316
	8	G826	G826		A366	A366	A366
	9				KMUS	KMUS	KMUS
	10					283F	283F
	11	BKHB	33SP		FSCI	FSCI	FSCI
	12				GLEX	44PU	44PU
	13				ZEED	ZEED	ZEED

Long Beach Parking Study - Downtown On-Street TurnOver Survey

A32N

Weekend

Date 10/7/2017 Day Saturday

Type	Num	11:00AM	12:00PM	1:00PM	6:00PM	7:00PM	8:00PM
	1	BID5			GZEE	GZEE	GZEE
	2				X189		SI09
	3		N586		BTOY	BTOY	BTOY
	4	X238		Z886	BATF	BATF	
	5	TSCE	YKHS	YKHS	5583	5583	5583
	6				KWAG	KWAG	
	7			X883	D569	A286	A286
	8	K26C	W866	H463	X269	X269	TYPY
	9	B954			V346	V346	Q764
	10				B884	K744	K744
Time Limited	11	B644	B644				

Long Beach Parking Study - Downtown On-Street TurnOver Survey

A43E

Weekend

Date 10/7/2017 Day Saturday

Type	Num	11:00AM	12:00PM	1:00PM	6:00PM	7:00PM	8:00PM
Time Limited	1	GMER	Y469	Y469	W338	G896	G896
	2	LUBH	V465	V465	A733	S672	B913
	3	GHNY	T309		A681	G286	G286
	4	XS96	BSVU	A753		KILS	W284
	5	B669	H273	H273	Q256	Q256	Q256
	6	COWT	COWT	COWT	T568	P483	P483
	7	X8BS	WMER	WMER	WMER	I543	D966
	8		2846	2846	W952	W952	W952
	9	T257	T257	AD86	G834	T032	T032
	10		TVAN		NHON	NHON	NHON
	11	5824	T618	T618	Q288	Q288	Q288
	12	RACU	T816		DYB4	DYB4	DYB4
ADA	1	6648	6648	6648	6648	6648	6648
	13	Z359	Z359				

Long Beach Parking Study - Downtown On-Street TurnOver Survey**A44S****Weekend**

Date 10/7/2017 Day Saturday

Type	Num	11:00AM	12:00PM	1:00PM	6:00PM	7:00PM	8:00PM
Time Limited	1	2664			D367	D367	D367
	2	X279	F721	RLEX	RELX	RELX	RELX
	3	P449	P449	P449	P449	P449	P449
	4	A076	A076	A076	A076	A076	A076

Long Beach Parking Study - Downtown On-Street TurnOver Survey

A44W

Weekend

Date 10/7/2017 Day Saturday

Type	Num	11:00AM	12:00PM	1:00PM	6:00PM	7:00PM	8:00PM
	1	B419	B419	B419	G719	G719	G719
	2		A228	A228	A228	A228	A228
	3	B968		A778	WTHN	RDTO	RDTO
	4	B485		2238	W254	W254	W254
	5	3331	K227	L572	0089	0089	0089
	6	V887	V887	V887	V887	V887	V887
	7	T285		B864		G122	G122
	8		X374		F283	F283	F283
	9		RR82	RR82	B438	B438	B438
	10	MTIB	MTIB	MTIB	MTIB	MTIB	MTIB
Time Limited	11	S346	DNN9	DNN9	M257	M257	M257
Loading Zone	1				5581	5581	5581
	12						W335

Long Beach Parking Study - Downtown On-Street TurnOver Survey

A59N

Weekend

Date 10/7/2017 Day Saturday

Type	Num	11:00AM	12:00PM	1:00PM	6:00PM	7:00PM	8:00PM
	1	CY17	A887	A887	A887	A887	G382
	2	BEPE	W285	M952	B783	B783	B783
	3	6852	6852	BRNS	C092	C092	H893
	4	KHON	KHON	REMY	V682	V682	V682
	5	V986	V986	T382	PONT	T585	T585
	6	K892	G256	G256	T792	T792	T792
	7	ULCA	ULCA	H826	SI68	SI68	SI68
	8	HYUB	M495	M495	M495	M495	M495
	9	YNCE	YNCE	YNCE	8712	8712	8712
	10	X683	X683	X683	BTOY	BTOY	BTOY
	11	X122	X122	P482	Y648	Y648	Y648
Time Limited	12	X825	S664				T284

Long Beach Parking Study - Downtown On-Street TurnOver Survey

A59W

Weekend

Date 10/7/2017 Day Saturday

Type	Num	11:00AM	12:00PM	1:00PM	6:00PM	7:00PM	8:00PM
Time Limited	1	MAZ4	Y682	Y682	3124	3124	3124
	2			B784	K994	K994	K994
	3		N883	B858	6689	6689	NB13
	4	B858		AS86	AS86	AS86	AS86
	5	GTOY	REEP	REEP	V285	V285	V285
	6	GSUV	GSUV	GSUV	GSUV	GSUV	GSUV
	7	MIDE	MIDE	M179	X389	X389	J588
	8	HONG	WBMR	L859	N856	3869	3869
ADA	9		L480		LEXY	LEXY	LEXY
Loading Zone	1	3895	3895	3895	3895	3895	3895
	2						N869
							F364

Long Beach Parking Study - Downtown On-Street TurnOver Survey**A66E****Weekend**

Date 10/7/2017 Day Saturday

Type	Num	11:00AM	12:00PM	1:00PM	6:00PM	7:00PM	8:00PM
Loading Zone	1			2253	S219	S219	S219
	2					WE23	WE23

Long Beach Parking Study - Downtown On-Street TurnOver Survey**A68W****Weekend**

Date 10/7/2017 Day Saturday

Type	Num	11:00AM	12:00PM	1:00PM	6:00PM	7:00PM	8:00PM
Loading Zone	1				X117	X117	X117
	2			G649			
	3						

Appendix C2 – Downtown Long Beach Off-street Parking Turnover Survey Results

Long Beach Parking Study - Downtown On-Street TurnOver Survey

A21

Weekday

Date

11/2/2017

Day

Thursday

Type	Num	7:00AM	8:00AM	9:00AM	4:00PM	5:00PM	6:00PM
Standard	1					NP	NP
	2			U909			
	3			V968			
	4		T107	T107			
	5	T510		N701			
	6		A861	A861			
	7	T672	Z212				
	8	C383	C383	C383	C383	C383	C383
	9	I952	I952	I952	I952	I952	I952
	10	L793	L793	L793			G781
	11						
	12	K174	V957	V957			K174
	13	R520	R520	R520			
	14	F771	N923	N923			
	15	G088	G088	G088	M909	M909	M909
	16	W015	S266	S266			R520
	17		O694	O694			U829
	18		F312	F312			
	19	S264	S264	S264			
	20	H342	H342	H342	H342		
	21			X660			
	22		D451	D451			
	23	E969	R101	R101			
	24		NP	0			
	25		O848	O848	F607	F607	
	26		N977	N977	I849	I849	
	27		D069	D069	F515	F515	
	28		L466	H564			
	29	N752	B772	B772			
	30			D675			
	31	W547	W547	W547	W547	W547	W547
	32	26C1	26C1	26C1			
	33		U394	U394		R696	R696
	34		G259	G259			
	35	NP	NP	NP			

Long Beach Parking Study - Downtown On-Street TurnOver Survey

A21

Weekday

Date

11/2/2017

Day

Thursday

Type	Num	7:00AM	8:00AM	9:00AM	4:00PM	5:00PM	6:00PM
Standard	36				M567	NM567	M567
	37						
	38	R718	R718	R718	R718	R718	R718
	39	K249	K249	K249			
	40	06T1	06T1	06T1	06T1	06T1	06T1
	41	H599	H599	H599	H599	H599	H599
	42	C980	C980	C980		K720	K720
	43			NP			
	44	8388	8388	8388	8388	8388	8388
	45	7004	7004	7004	7004	7004	7004
	46	2115	NP	NP			
	47		U362	Y903			
	48			L917			
	49	H608	N041	N041			
	50						
	51	P658			5455	5455	
	52						
	53						
	54						
	55						
	56						
	57						
	58		P658	P658			
	59		Z351				
	60		G392	G392			
	61						
	62		G380	G380			
	63		G747	G747			
	64		K638	K638			
	65		G026	G026			
	66		D486	D486			
	67		93VI	93VI			
	68		P957	A426			
	69	M567	M567	M567			
	70		F238	F238			

Long Beach Parking Study - Downtown On-Street TurnOver Survey

A21

Weekday

Date 11/2/2017 Day Thursday

Type	Num	7:00AM	8:00AM	9:00AM	4:00PM	5:00PM	6:00PM
Standard	71			F010			
	72			K426			
	73			K022			
	74		X546	X546			
	75			B877			
	76			N951			
	77			G765			
	78			E173			
ADA Stalls	1						
	2		58KA	58KA			
	3	G890	G890	G890	G890	G890	G890

Long Beach Parking Study - Downtown On-Street TurnOver Survey

A21

Weekend

Date

11/4/2017

Day

Saturday

Type	Num	11:00AM	12:00PM	1:00PM	6:00PM	7:00PM	8:00PM
Standard	1	NP	NP	NP		NP	NP
	2	T510	T510	T510	T510	T510	T510
	3			A919			
	4	K646	K646	K646	K646	K646	K646
	5				Z334	Z334	Z334
	6	Y177	Y177	Y177			
	7						
	8					G781	G781
	9	1952	1952	1952	1952	1952	1952
	10	C383			C383	C383	C383
	11						
	12						
	13						
	14			R880	R880	R880	R880
	15				R520	R520	R520
	16				M909	M909	
	17						
	18						
	19	M981	M981				
	20						
	21						
	22						
	23						
	24	R520	R520	R520			
	25						
	26						
	27	1849	1849	1849			
	28	F607	7386	7386	7386	7386	
	29						
	30						
	31						
	32						
	33						
	34						
	35						

Long Beach Parking Study - Downtown On-Street TurnOver Survey

A21

Weekend

Date

11/4/2017

Day

Saturday

Type	Num	11:00AM	12:00PM	1:00PM	6:00PM	7:00PM	8:00PM
	36						
	37						
	38						
	39						
	40						
	41		N752	N752			
	42						
	43						T032
	44				G793	G793	G793
	45						
	46				Z179	Z179	Z179
	47				W547	W547	W547
	48	H963	H963				
	49	NP	NP	NP	NP	NP	NP
	50						P675
	51						
	52	R718	R718	R718	R718	R718	R718
	53	06T1	06T1	06T1	06T1	06T1	06T1
	54						
	55						
	56						
	57	8388	8388	8388	8388	8388	8388
	58						
	59						
	60	SEED	SEED	SEED	SEED	SEED	SEED
	61				O801	O801	O801
	62			U829	U829	U829	U829
	63						
	64						
	65						
	66						
	67						
	68						
	69						
Standard	70	M567	M567	M567	M567	M567	M567

Long Beach Parking Study - Downtown On-Street TurnOver Survey**A21****Weekend**

Date

11/4/2017

Day

Saturday

Type	Num	11:00AM	12:00PM	1:00PM	6:00PM	7:00PM	8:00PM
Standard	71						
	72						
	73						
	74						
	75						
	76						
	77						
	78						
ADA Stalls	1						
	2						
	3	G890	G890	G890	G890	G890	G890

Appendix D1 – Alamitos Beach On-street Parking Inventory

ALAMITOS BEACH ON STREET PARKING INVENTORY							
BLOCK	STANDARD STALLS	ADA STALLS	RESERVED STALLS	LOADING ZONE STALLS	METERED STALLS	TIME LIMITED STALLS	TOTAL STALLS
B88W	8	0	0	0	0	0	8
B88N	7	0	0	0	0	0	7
B79W	15	0	0	0	0	0	15
B79N	26	0	0	0	0	0	26
B79E	14	0	0	0	0	0	14
B79S	23	0	0	0	0	0	23
B69W	24	0	0	0	0	0	24
B69N	42	2	0	0	0	0	44
B69E	13	0	0	0	0	0	13
B69S	42	2	0	0	0	0	44
B60W	6	0	0	0	0	0	6
B60N	25	0	0	0	0	0	25
B60E	7	0	0	0	0	0	7
B60S	25	1	0	0	0	0	26
B51W	3	0	0	0	0	0	3
B51N	20	0	0	0	0	0	20
B51E	6	0	0	0	0	0	6
B51S	23	1	0	0	0	1	25
B50N	16	0	0	0	0	0	16
B50E	5	0	0	0	0	1	6
B50S	13	0	0	1	0	0	14
B50W	5	0	0	0	0	0	5
B59N	17	0	0	2	0	2	21
B59S	20	0	0	0	0	0	20
B59W	4	0	0	1	0	0	5
B59E	2	0	0	0	0	0	2
B49E	8	2	0	0	0	0	10
B49S	16	0	0	0	0	2	18
B49N	17	0	0	0	0	0	17
B49W	13	0	0	0	0	0	13
B58W	8	0	0	0	0	4	12
B58N	7	0	0	0	0	7	14
B58E	9	0	0	0	0	1	10
B58S	18	1	0	0	0	0	19
B48N	17	0	0	0	0	0	17
B48S	14	0	0	0	0	1	15
B48E	4	0	0	0	0	0	4
B48W	4	0	0	0	0	0	4
B47N	13	0	0	0	0	0	13
B47E	10	0	0	0	0	0	10
B47S	10	0	0	1	0	1	12
B47W	13	0	0	0	0	0	13
B46N	18	0	0	0	0	0	18
B46E	5	0	0	0	0	0	5
B46S	16	0	0	0	0	0	16
B46W	6	0	0	0	0	0	6
B45N	16	0	0	0	0	0	16
B45S	12	0	0	0	0	0	12
B45E	3	0	0	0	0	0	3
B45W	8	0	0	0	0	0	8
B44N	21	0	0	0	0	0	21
B44S	14	0	0	0	0	1	15
B44E	6	0	0	0	0	0	6
B44W	2	0	0	0	0	1	3
B61W	6	0	0	1	0	0	7
B61N	40	0	0	0	0	0	40
B61E	21	0	0	0	0	0	21
B61S	42	1	0	0	0	0	43
B62N	38	1	0	0	0	0	39

ALAMITOS BEACH ON STREET PARKING INVENTORY							
BLOCK	STANDARD STALLS	ADA STALLS	RESERVED STALLS	LOADING ZONE STALLS	METERED STALLS	TIME LIMITED STALLS	TOTAL STALLS
B62E	14	0	0	0	0	0	14
B62S	47	0	0	0	0	0	47
B62W	9	1	0	0	0	0	10
B63N	41	0	0	0	0	0	41
B63E	10	0	0	0	0	0	10
B63S	46	0	0	0	0	0	46
B63W	22	0	0	0	0	0	22
B64N	31	0	0	0	0	0	31
B64E	11	0	0	0	0	0	11
B64S	32	2	0	0	0	0	34
B64W	16	0	0	0	0	0	16
B65N	42	0	0	0	0	0	42
B65E	18	0	0	0	0	0	18
B65S	33	0	0	0	0	0	33
B65W	18	0	0	0	0	0	18
B66N	34	0	0	0	0	0	34
B66E	11	1	0	0	0	0	12
B66S	40	0	0	0	0	0	40
B66W	11	0	0	0	0	0	11
B67N	27	4	0	0	0	0	31
B67E	23	0	0	0	0	0	23
B67S	39	0	0	0	0	0	39
B67W	24	0	0	0	0	0	24
B68N	39	0	0	0	0	0	39
B68E	13	0	0	0	0	0	13
B68S	44	0	0	0	0	0	44
B68W	9	0	0	0	0	0	9
B70N	9	0	0	0	0	0	9
B70E	14	1	0	0	0	0	15
B71N	11	0	0	0	0	0	11
B71E	16	0	0	0	0	0	16
B71S	4	0	0	0	0	0	4
B71W	11	1	0	0	0	0	12
B72N	23	0	0	0	0	0	23
B72E	14	0	0	0	0	0	14
B72S	17	0	0	0	0	0	17
B72W	13	0	0	0	0	0	13
B73N	21	0	0	0	0	0	21
B73E	13	0	0	0	0	0	13
B73S	18	0	0	0	0	0	18
B73W	17	0	0	0	0	0	17
B74N	24	0	0	0	0	0	24
B74E	10	0	0	0	0	0	10
B74S	16	1	0	0	0	0	17
B74W	14	0	0	0	0	0	14
B75N	17	0	0	0	0	0	17
B75E	21	0	0	0	0	0	21
B75S	20	0	0	0	0	0	20
B75W	26	0	0	0	0	0	26
B76N	24	1	0	0	0	0	25
B76E	8	0	0	0	0	0	8
B76S	18	0	0	0	0	0	18
B76W	11	1	0	0	0	0	12
B77N	20	2	0	0	0	0	22
B77E	27	0	0	0	0	0	27
B77S	25	0	0	0	0	0	25
B77W	17	1	0	0	0	0	18
B78N	20	0	0	0	0	0	20
B78E	9	0	0	0	0	0	9

ALAMITOS BEACH ON STREET PARKING INVENTORY							
BLOCK	STANDARD STALLS	ADA STALLS	RESERVED STALLS	LOADING ZONE STALLS	METERED STALLS	TIME LIMITED STALLS	TOTAL STALLS
B78S	13	0	0	2	0	0	15
B78W	12	0	0	0	0	0	12
B80E	5	0	0	0	0	0	5
B81W	1	1	0	0	0	1	3
B81CW	7	1	0	0	0	0	8
B81CE	4	2	0	1	0	0	7
B81NE	4	0	0	0	0	0	4
B81E	5	0	0	1	0	0	6
B82W	0	2	0	0	0	0	2
B82CW	7	0	0	0	0	0	7
B82S	1	0	0	0	0	0	1
B82CE	7	0	0	0	0	0	7
B82NE	6	0	0	0	0	0	6
B82E	6	0	0	0	0	0	6
B83W	8	1	0	0	0	0	9
B83NW	4	0	0	0	0	0	4
B83CW	8	0	0	0	0	0	8
B83CE	5	1	0	0	0	0	6
B83NE	2	0	0	0	0	0	2
B83E	10	0	0	0	0	0	10
B84W	6	0	0	0	0	0	6
B84CW	2	0	0	2	0	0	4
B84CE	4	0	0	0	0	0	4
B84E	4	0	0	0	0	0	4
B85CE	6	1	0	0	0	0	7
B85W	3	0	0	1	0	0	4
B85NW	6	0	0	0	0	0	6
B85CW	9	0	0	0	0	0	9
B85NE	2	0	0	0	0	0	2
B85E	7	1	0	0	0	0	8
B86W	6	0	0	0	0	0	6
B86CW	7	0	0	0	0	0	7
B86CE	6	1	0	0	0	0	7
B86E	0	0	0	4	0	2	6
B87W	2	0	0	0	0	0	2
B87CW	4	1	0	1	0	1	7
B87CE	7	0	0	0	0	0	7
B87E	6	0	0	0	0	0	6
B43N	16	0	0	0	0	0	16
B43E	11	1	0	0	0	0	12
B43S	0	0	0	0	0	16	16
B43W	2	0	0	0	0	0	2
B52N	8	0	0	0	0	2	10
B52E	8	0	0	0	0	0	8
B52S	16	0	0	0	0	0	16
B53N	13	0	0	1	0	2	16
B53E	4	0	0	0	0	1	5
B53S	20	0	0	0	0	0	20
B53W	5	0	0	0	0	0	5
B54N	13	0	0	1	0	1	15
B54E	1	0	0	0	0	0	1
B54S	21	0	0	0	0	0	21
B54W	9	0	0	0	0	0	9
B55N	10	0	0	0	0	3	13
B55E	3	0	0	0	0	0	3
B55S	16	1	0	0	0	0	17
B55W	9	0	0	0	0	1	10
B56N	13	0	0	1	0	2	16
B56E	9	0	0	0	0	1	10

ALAMITOS BEACH ON STREET PARKING INVENTORY							
BLOCK	STANDARD STALLS	ADA STALLS	RESERVED STALLS	LOADING ZONE STALLS	METERED STALLS	TIME LIMITED STALLS	TOTAL STALLS
B56S	19	0	0	0	0	0	19
B56W	10	0	0	0	0	0	10
B57N	10	0	0	2	0	4	16
B57E	4	0	0	0	0	0	4
B57S	17	1	0	0	0	0	18
B57W	4	0	0	0	0	1	5
B34N	11	0	0	0	0	0	11
B34E	24	1	0	0	0	0	25
B34S	26	2	0	0	0	0	28
B34W	7	0	0	0	0	1	8
B35N	18	1	0	0	0	0	19
B35E	10	1	0	0	0	0	11
B35S	34	4	0	0	0	0	38
B35W	13	0	0	0	0	0	13
B36W	22	1	0	0	0	0	23
B36N	21	0	0	1	0	0	22
B36E	12	0	0	0	0	0	12
B36S	40	1	0	0	0	0	41
B37S	36	0	0	0	0	0	36
B37W	15	0	0	0	0	0	15
B37N	17	1	0	0	0	0	18
B37E	10	1	0	0	0	0	11
B38S	30	4	0	0	0	0	34
B38W	25	1	0	0	0	0	26
B38N	18	1	0	0	0	0	19
B38E	15	1	0	0	0	0	16
B39S	25	0	0	0	0	0	25
B39W	9	0	0	0	0	0	9
B39N	18	0	0	0	0	0	18
B39E	10	0	0	0	0	0	10
B40S	26	0	0	0	0	0	26
B40W	20	0	0	0	0	0	20
B40E	25	0	0	0	0	0	25
B40N	18	2	0	0	0	0	20
B41S	28	2	0	0	0	0	30
B41W	11	1	0	0	0	0	12
B41N	18	1	0	1	0	1	21
B41E	9	0	0	0	0	0	9
B42N	24	0	0	0	0	0	24
B42E	6	0	0	0	0	0	6
B42S	49	0	0	0	0	0	49
B42W	11	0	0	0	0	0	11
B01N	18	0	0	0	0	0	18
B01W	13	0	0	1	0	0	14
B01E	12	0	0	0	0	0	12
B05W	10	2	0	0	0	0	12
B05S	0	0	0	1	0	11	12
B05E	16	0	0	0	0	0	16
B04N	13	1	0	0	0	0	14
B04S	9	0	0	1	0	2	12
B04W	14	0	0	1	0	0	15
B04E	13	0	0	0	0	2	15
B03S	11	0	0	0	0	6	17
B03W	15	0	0	0	0	0	15
B03E	14	1	0	0	0	0	15
B03N	16	0	0	0	0	0	16
B02W	8	0	0	0	0	0	8
B02N	9	0	0	0	0	0	9
B02S	0	0	0	0	0	12	12

ALAMITOS BEACH ON STREET PARKING INVENTORY							
BLOCK	STANDARD STALLS	ADA STALLS	RESERVED STALLS	LOADING ZONE STALLS	METERED STALLS	TIME LIMITED STALLS	TOTAL STALLS
B02E	12	1	0	0	0	0	13
B13S	19	1	0	0	0	0	20
B13E	13	0	0	0	0	0	13
B13N	0	0	0	2	0	15	17
B13W	12	0	0	0	0	0	12
B06W	14	0	0	0	0	0	14
B06S	7	0	0	1	0	0	8
B06E	11	0	0	0	0	0	11
B16W	9	0	0	0	0	0	9
B16N	18	0	0	1	0	4	23
B16E	11	0	0	0	0	0	11
B16S	20	0	0	0	0	0	20
B17W	11	0	0	0	0	0	11
B17N	18	2	0	0	0	2	22
B17S	29	0	0	0	0	0	29
B17E	10	0	0	0	0	0	10
B18N	22	1	0	1	0	2	26
B18S	28	0	0	0	0	0	28
B18W	10	0	0	0	0	0	10
B18E	9	0	0	0	0	0	9
B09N	11	0	0	0	0	0	11
B09W	27	1	0	0	0	0	28
B09E	23	0	0	0	0	0	23
B09S	0	0	0	0	0	9	9
B10W	12	0	0	0	0	0	12
B10S	0	1	0	0	0	16	17
B10C	7	0	0	0	0	0	7
B10E	12	0	0	0	0	0	12
B10N	25	0	0	0	0	0	25
B12W	11	0	0	0	0	0	11
B12N	8	0	0	0	0	1	9
B12S	18	0	0	0	0	0	18
B12E	21	0	0	0	0	0	21
B22N	24	0	0	0	0	0	24
B22W	7	0	0	0	0	0	7
B22S	41	1	0	0	0	0	42
B23N	15	0	0	0	0	0	15
B23E	14	1	0	0	0	0	15
B14W	22	0	0	0	0	0	22
B15S	18	0	0	0	0	1	19
B14E	14	1	0	0	0	2	17
B14N	15	0	0	2	0	2	19
B07N	16	1	0	0	0	0	17
B07E	10	2	0	0	0	0	12
B07W	12	0	0	0	0	0	12
B07S	15	0	0	1	0	0	16
B08N	10	0	0	0	0	0	10
B08W	20	0	0	0	0	0	20
B08E	22	0	0	0	0	0	22
B08S	8	0	0	1	0	2	11
B24S	28	1	0	0	0	0	29
B24N	22	1	0	0	0	0	23
B24W	5	0	0	0	0	0	5
B24E	5	0	0	0	0	0	5
B25W	8	1	0	0	0	0	9
B25N	31	0	0	0	0	0	31
B26S	23	2	0	0	0	0	25
B27E	14	0	0	0	0	0	14
B11S	16	0	0	2	0	1	19

ALAMITOS BEACH ON STREET PARKING INVENTORY							
BLOCK	STANDARD STALLS	ADA STALLS	RESERVED STALLS	LOADING ZONE STALLS	METERED STALLS	TIME LIMITED STALLS	TOTAL STALLS
B11W	8	0	0	1	0	2	11
B11E	5	0	0	0	0	0	5
B11CW	7	0	0	0	0	0	7
B11CE	7	0	0	0	0	1	8
B19N	0	0	0	0	0	13	13
B19E	5	0	0	0	0	0	5
B19S	16	0	0	0	0	0	16
B19W	9	0	0	0	0	0	9
B28N	13	0	0	0	0	0	13
B28W	7	1	0	0	0	0	8
B28E	5	0	0	0	0	0	5
B28S	12	0	0	0	0	0	12
B29W	12	0	0	0	0	0	12
B29N	12	1	0	0	0	0	13
B29S	15	0	0	0	0	0	15
B29E	15	2	0	0	0	0	17
B20N	0	0	0	1	0	19	20
B21N	10	0	0	1	0	4	15
B21S	8	0	0	1	0	0	9
B20S	25	2	0	0	0	0	27
B30N	37	0	0	0	0	0	37
B30W	9	0	0	0	0	0	9
B31E	13	0	0	0	0	0	13
B30S	35	0	0	0	0	0	35
B32N	27	0	0	0	0	0	27
B32W	6	0	0	0	0	0	6
B32E	20	0	0	0	0	0	20
B33S	25	1	0	0	0	0	26
B20W	3	0	0	0	0	3	6
B02CW	0	0	0	0	0	19	19
B02CE	0	0	0	0	0	18	18

Appendix D2 – Alamitos Beach Off-street Parking Inventory

ALAMITOS BEACH OFF STREET PARKING INVENTORY								
PARKING LOT	BLOCK	STARNDARD STALLS	ADA STALLS	RESERVED STALLS	LOADING ZONE STALLS	METERED STALLS	TIME LIMITED STALLS	TOTAL STALLS
Public Parking Alamitos and 3rd	B12-B	52	1	0	0	0	0	53
LB 7th Day Adventist Church	B13-B	40	2	11	0	0	0	53
4th St Public Parking	B20	27	2	0	0	0	0	29
Iglesia Emanuel	B22-B	40	1	0	0	0	0	41
Rite Aid	B59	0	3	0	0	0	54	57

Appendix E1 – Alamitos Beach On-street Parking Occupancy Survey Results

BLOCK	Total Stalls	Total Stalls excluding Loading Zone	Thursday								Saturday							
			Hourly Occupancy						AM Peak Hour	PM Peak Hour	Hourly Occupancy						Midday Peak Hour	Evening Peak Hour
			7AM	8AM	9AM	4PM	5PM	6PM			11AM	Noon	1PM	6PM	7PM	8PM		
B01E	12	12	9	9	4	9	12	10	0.75	0.83	12	12	12	13	11	12	1.00	1.00
B01N	18	18	16	15	16	16	15	15	0.89	0.83	16	16	16	19	17	18	0.89	1.00
B01W	14	13	8	4	0	10	10	12	0.62	0.86	13	12	11	15	13	14	1.00	1.00
B02CE	18	18	17	15	9	16	14	12	0.94	0.67	16	17	17	16	16	18	0.89	1.00
B02CW	19	19	18	15	10	16	17	16	0.95	0.84	17	19	17	16	18	20	0.89	1.05
B02E	13	13	14	12	10	11	15	15	1.08	1.15	16	14	15	15	13	15	1.23	1.15
B02N	9	9	9	8	8	8	9	9	1.00	1.00	10	9	8	8	9	9	1.11	1.00
B02S	12	12	8	6	4	5	6	11	0.67	0.92	10	5	6	12	13	12	0.83	1.00
B02W	8	8	6	5	5	5	5	6	0.75	0.75	4	5	6	8	8	9	0.50	1.13
B03E	15	15	17	13	13	15	16	17	1.13	1.13	15	14	13	17	16	17	1.00	1.13
B03N	16	16	15	11	14	16	18	18	0.94	1.13	16	17	15	18	17	18	1.00	1.13
B03S	17	17	12	12	12	13	14	15	0.71	0.88	15	15	16	19	19	19	0.88	1.12
B03W	15	15	15	11	11	13	14	14	1.00	0.93	18	16	15	16	16	17	1.20	1.13
B04E	15	15	11	14	14	13	15	15	0.73	1.00	14	14	16	15	15	15	0.93	1.00
B04N	14	14	12	12	13	13	14	13	0.86	0.93	14	14	13	13	14	14	1.00	1.00
B04S	12	11	8	8	9	10	12	13	0.73	1.08	11	11	11	11	12	14	1.00	1.17
B04W	15	14	15	12	14	12	11	13	1.07	0.87	14	13	13	15	15	15	1.00	1.00
B05E	16	16	7	5	2	11	12	17	0.44	1.06	13	15	15	17	17	17	0.81	1.06
B05S	12	11	3	5	0	8	11	12	0.27	1.00	9	8	10	12	12	12	0.82	1.00
B05W	12	12	8	7	3	13	14	14	0.67	1.17	12	12	12	14	14	15	1.00	1.25
B06E	11	11	10	11	11	11	9	12	0.91	1.09	14	13	13	14	15	15	1.27	1.36
B06S	8	7	3	3	0	2	7	9	0.43	1.13	2	3	2	8	10	10	0.29	1.25
B06W	14	14	12	12	12	12	13	12	0.86	0.86	13	14	13	15	14	14	0.93	1.00
B07E	12	12	10	3	3	8	10	12	0.83	1.00	12	12	11	12	12	12	1.00	1.00
B07N	17	17	11	6	4	15	16	16	0.65	0.94	17	17	17	18	17	17	1.00	1.00
B07S	16	15	8	6	1	5	15	16	0.53	1.00	11	12	7	16	16	16	0.73	1.00
B07W	12	12	11	8	2	12	11	11	0.92	0.92	13	12	12	14	12	13	1.08	1.08
B08E	22	22	17	0	6	21	20	22	0.77	1.00	22	22	22	23	22	23	1.00	1.05
B08N	10	10	11	11	11	10	10	10	1.10	1.00	11	9	10	10	11	10	1.10	1.00
B08S	11	10	8	5	2	7	9	10	0.80	0.91	2	4	3	9	11	10	0.20	0.91
B08W	20	20	21	20	20	19	19	20	1.05	1.00	21	20	19	19	22	22	1.05	1.10
B09E	23	23	22	22	23	20	21	19	0.96	0.83	22	21	23	24	23	25	0.96	1.09
B09N	11	11	10	10	10	11	11	11	0.91	1.00	9	9	10	11	11	11	0.82	1.00
B09S	9	9	7	7	5	9	8	8	0.78	0.89	6	7	7	6	8	9	0.67	1.00
B09W	28	28	28	0	27	26	26	28	1.00	1.00	27	28	28	27	26	27	0.96	0.96
B10C	7	7	0	0	2	7	6	7	0.00	1.00	7	6	7	7	7	7	1.00	1.00
B10E	12	12	7	0	0	10	10	10	0.58	0.83	11	10	9	10	10	10	0.92	0.83
B10N	25	25	24	25	25	23	23	21	0.96	0.84	25	23	25	26	27	26	1.00	1.04
B10S	17	17	10	7	1	14	16	17	0.59	1.00	16	13	14	18	19	19	0.94	1.12
B10W	12	12	5	2	1	12	13	13	0.42	1.08	13	15	14	13	13	14	1.08	1.17
B11CE	8	8	7	4	0	8	7	8	0.88	1.00	7	7	8	7	8	7	0.88	0.88
B11CW	7	7	7	7	0	7	7	7	1.00	1.00	7	6	7	7	7	6	1.00	0.86
B11E	5	5	4	1	3	4	4	4	0.80	0.80	4	5	5	5	6	5	0.80	1.00
B11S	19	17	15	15	16	16	16	18	0.88	0.95	14	14	15	17	18	18	0.82	0.95
B11W	11	10	1	2	1	2	1	1	0.10	0.09	2	1	0	1	3	2	0.20	0.18
B12E	21	21	21	19	19	19	20	22	1.00	1.05	22	20	22	23	22	21	1.05	1.00
B12N	9	9	4	3	3	4	6	9	0.44	1.00	5	3	4	9	8	9	0.56	1.00
B12S	18	18	15	14	10	8	10	13	0.83	0.72	15	15	16	16	16	16	0.83	0.89
B12W	11	11	9	5	5	6	4	7	0.82	0.64	10	6	6	10	10	10	0.91	0.91
B13E	13	13	13	13	12	13	14	14	1.00	1.08	14	14	15	14	14	15	1.08	1.15
B13N	17	15	14	9	5	7	11	14	0.93	0.82	9	4	6	15	14	14	0.60	0.82
B13S	20	20	15	15	16	17	18	19	0.75	0.95	19	19	18	21	21	21	0.95	1.05
B13W	12	12	12	12	10	10	9	11	1.00	0.92	14	13	11	13	14	14	1.17	1.17
B14E	17	17	18	15	16	16	17	16	1.06	0.94	17	15	14	17	17	18	1.00	1.06
B14N	19	17	11	12	13	12	14	17	0.65	0.89	13	11	12	14	19	20	0.76	1.05
B14W	22	22	27	24	23	24	25	27	1.23	1.23	28	28	29	29	26	32	1.27	1.45
B15S	19	19	17	12	16	19	20	19	0.89	1.00	17	20	19	20	20	21	0.89	1.11
B16E	11	11	8	11	11	10	10	10	0.73	0.91	11	11	11	11	11	11	1.00	1.00
B16N	23	22	14	18	13	10	21	22	0.64	0.96	13	14	14	21	21	23	0.59	1.00
B16S	20	20	19	16	22	14	17	22	0.95	1.10	18	19	17	23	22	23	0.90	1.15
B16W	9	9	8	7	4	7	9	9	0.89	1.00	9	8	8	9	9	9	1.00	1.00
B17E	10	10	9	8	2	9	9	9	0.90	0.90	12	11	10	12	12	11	1.20	1.10
B17N	22	22	18	17	19	13	14	19	0.82	0.86	18	16	16	20	21	21	0.82	0.95

BLOCK	Total Stalls	Total Stalls excluding Loading Zone	Thursday								Saturday							
			Hourly Occupancy						AM Peak Hour	PM Peak Hour	Hourly Occupancy						Midday Peak Hour	Evening Peak Hour
			7AM	8AM	9AM	4PM	5PM	6PM			11AM	Noon	1PM	6PM	7PM	8PM		
B17S	29	29	27	27	26	24	28	27	0.93	0.93	27	24	24	29	30	30	0.93	1.03
B17W	11	11	8	3	3	10	10	11	0.73	1.00	10	10	10	12	12	11	0.91	1.00
B18E	9	9	10	9	9	10	9	10	1.11	1.11	12	11	9	11	11	12	1.33	1.33
B18N	26	25	19	24	25	24	25	25	0.76	0.96	21	17	19	27	25	25	0.84	0.96
B18S	28	28	28	29	28	21	28	27	1.00	0.96	25	23	26	30	31	30	0.89	1.07
B18W	10	10	10	10	9	10	10	10	1.00	1.00	10	10	9	10	10	10	1.00	1.00
B19E	5	5	2	0	0	4	4	4	0.40	0.80	5	5	5	5	5	5	1.00	1.00
B19N	13	13	13	14	12	13	12	16	1.00	1.23	11	13	7	16	15	16	0.85	1.23
B19S	16	16	16	17	17	15	18	17	1.00	1.06	16	16	16	17	18	18	1.00	1.13
B19W	9	9	3	2	3	9	8	9	0.33	1.00	9	9	9	9	9	8	1.00	0.89
B20N	20	19	15	17	16	14	16	19	0.79	0.95	16	18	17	19	17	20	0.84	1.00
B20S	27	27	26	27	26	22	25	24	0.96	0.89	27	27	28	28	29	29	1.00	1.07
B20W	6	6	8	9	6	5	4	6	1.33	1.00	6	5	6	6	6	6	1.00	1.00
B21N	15	14	13	13	11	10	10	14	0.93	0.93	9	10	9	12	13	15	0.64	1.00
B21S	9	8	8	8	8	8	7	9	1.00	1.00	7	8	9	10	8	9	0.88	1.00
B22N	24	24	19	8	1	22	23	24	0.79	1.00	20	21	23	24	23	25	0.83	1.04
B22S	42	42	43	41	41	39	42	44	1.02	1.05	36	37	38	42	37	41	0.86	0.98
B22W	7	7	4	3	1	5	6	6	0.57	0.86	7	7	7	7	8	7	1.00	1.00
B23E	15	15	5	5	2	14	14	15	0.33	1.00	14	14	14	15	15	15	0.93	1.00
B23N	15	15	9	7	0	14	14	15	0.60	1.00	15	14	14	16	16	17	1.00	1.13
B24E	5	5	5	5	4	4	5	5	1.00	1.00	6	6	6	6	6	6	1.20	1.20
B24N	23	23	15	8	3	20	22	23	0.65	1.00	22	23	23	26	26	26	0.96	1.13
B24S	29	29	15	0	5	24	26	27	0.52	0.93	29	26	26	30	29	30	1.00	1.03
B24W	5	5	6	6	5	5	4	5	1.20	1.00	6	5	6	7	7	7	1.20	1.40
B25N	31	31	30	24	17	24	27	30	0.97	0.97	25	26	28	32	32	32	0.81	1.03
B25W	9	9	10	10	9	6	8	9	1.11	1.00	8	7	6	12	11	8	0.89	0.89
B26S	25	25	25	26	27	22	27	26	1.00	1.04	24	26	25	27	28	28	0.96	1.12
B27E	14	14	12	12	14	13	13	13	0.86	0.93	14	13	11	14	13	14	1.00	1.00
B28E	5	5	2	1	0	3	6	6	0.40	1.20	6	6	6	6	6	6	1.20	1.20
B28N	13	13	12	4	2	14	14	14	0.92	1.08	13	15	13	14	15	15	1.00	1.15
B28S	12	12	7	0	3	10	12	11	0.58	0.92	12	12	12	12	12	12	1.00	1.00
B28W	8	8	6	3	1	5	8	7	0.75	0.88	7	8	8	8	8	9	0.88	1.13
B29E	17	17	10	3	4	13	14	17	0.59	1.00	14	14	14	17	17	18	0.82	1.06
B29N	13	13	13	12	8	12	13	13	1.00	1.00	12	11	13	13	14	14	0.92	1.08
B29S	15	15	15	15	14	13	15	15	1.00	1.00	13	15	14	16	16	15	0.87	1.00
B29W	12	12	8	4	1	10	9	11	0.67	0.92	12	12	12	12	12	12	1.00	1.00
B30N	37	37	10	6	5	30	35	36	0.27	0.97	35	34	33	37	37	34	0.95	0.92
B30S	35	35	19	0	0	28	31	33	0.54	0.94	31	31	32	32	33	32	0.89	0.91
B30W	9	9	9	10	10	7	8	9	1.00	1.00	9	10	10	10	9	10	1.00	1.11
B31E	13	13	13	13	13	12	12	12	1.00	0.92	13	12	13	13	13	12	1.00	0.92
B32E	20	20	18	19	19	16	16	19	0.90	0.95	17	17	16	18	16	18	0.85	0.90
B32N	27	27	27	24	19	29	27	27	1.00	1.00	29	27	27	29	30	29	1.07	1.07
B32W	6	6	6	6	6	6	6	6	1.00	1.00	7	4	4	6	5	6	1.17	1.00
B33S	26	26	25	26	26	20	25	24	0.96	0.92	24	23	0	26	26	26	0.92	1.00
B34E	25	25	23	22	19	19	23	25	0.92	1.00	24	24	24	25	25	25	0.96	1.00
B34N	11	11	9	11	10	8	8	12	0.82	1.09	10	10	11	12	13	12	0.91	1.09
B34S	28	28	23	21	22	20	27	27	0.82	0.96	24	26	25	28	28	28	0.86	1.00
B34W	8	8	8	6	8	3	1	3	1.00	0.38	9	9	7	8	8	9	1.13	1.13
B35E	11	11	9	8	7	10	10	11	0.82	1.00	10	10	10	11	11	12	0.91	1.09
B35N	19	19	17	9	6	13	15	18	0.89	0.95	18	18	17	18	20	20	0.95	1.05
B35S	38	38	35	33	36	39	36	36	0.92	0.95	40	39	37	38	40	40	1.05	1.05
B35W	13	13	11	8	8	9	8	12	0.85	0.92	12	11	14	15	14	13	0.92	1.00
B36E	12	12	12	12	11	11	11	12	1.00	1.00	11	10	12	13	13	12	0.92	1.00
B36N	22	21	18	17	17	19	19	21	0.86	0.95	19	19	18	24	23	22	0.90	1.00
B36S	41	41	36	36	37	37	41	43	0.88	1.05	41	40	42	42	42	42	1.00	1.02
B36W	23	23	21	17	13	15	20	24	0.91	1.04	19	24	24	25	26	25	0.83	1.09
B37E	11	11	7	3	3	5	8	11	0.64	1.00	11	10	11	11	11	11	1.00	1.00
B37N	18	18	13	8	8	14	16	17	0.72	0.94	17	19	19	20	19	20	0.94	1.11
B37S	36	36	22	19	12	34	37	40	0.61	1.11	35	35	35	37	40	40	0.97	1.11
B37W	15	15	14	11	8	14	14	15	0.93	1.00	14	15	15	15	15	16	0.93	1.07
B38E	16	16	20	16	17	16	18	18	1.25	1.13	15	15	16	15	16	19	0.94	1.19
B38N	19	19	17	12	7	13	18	20	0.89	1.05	20	19	21	20	21	21	1.05	1.11
B38S	34	34	23	18	11	20	34	34	0.68	1.00	35	34	33	38	39	39	1.03	1.15

BLOCK	Total Stalls	Total Stalls excluding Loading Zone	Thursday								Saturday							
			Hourly Occupancy						AM Peak Hour	PM Peak Hour	Hourly Occupancy						Midday Peak Hour	Evening Peak Hour
			7AM	8AM	9AM	4PM	5PM	6PM			11AM	Noon	1PM	6PM	7PM	8PM		
B38W	26	26	24	26	26	25	26	26	0.92	1.00	25	24	26	26	26	26	0.96	1.00
B39E	10	10	6	5	3	9	10	10	0.60	1.00	9	10	9	10	10	10	0.90	1.00
B39N	18	18	11	5	5	18	18	18	0.61	1.00	18	18	18	19	20	20	1.00	1.11
B39S	25	25	24	16	10	21	28	27	0.96	1.08	28	29	27	27	29	29	1.12	1.16
B39W	9	9	7	5	3	7	10	8	0.78	0.89	9	9	9	9	9	9	1.00	1.00
B40E	25	25	24	25	25	25	26	26	0.96	1.04	25	25	24	25	24	25	1.00	1.00
B40N	20	20	13	13	9	19	20	20	0.65	1.00	18	19	20	20	22	22	0.90	1.10
B40S	26	26	24	15	12	23	26	27	0.92	1.04	27	28	26	26	26	26	1.04	1.00
B40W	20	20	21	20	21	17	20	20	1.05	1.00	21	20	20	21	23	23	1.05	1.15
B41E	9	9	6	3	2	9	10	10	0.67	1.11	9	9	10	11	11	11	1.00	1.22
B41N	21	20	16	12	11	16	18	18	0.80	0.86	21	19	19	19	21	21	1.05	1.00
B41S	30	30	22	21	16	28	29	29	0.73	0.97	30	30	29	28	31	31	1.00	1.03
B41W	12	12	8	7	4	8	9	11	0.67	0.92	13	12	12	11	11	12	1.08	1.00
B42E	6	6	6	6	6	3	3	6	1.00	1.00	6	7	5	8	8	8	1.00	1.33
B42N	24	24	12	14	6	19	25	24	0.50	1.00	23	23	22	24	24	24	0.96	1.00
B42S	49	49	33	27	17	32	47	48	0.67	0.98	48	48	47	48	49	49	0.98	1.00
B42W	11	11	10	10	11	10	9	12	0.91	1.09	11	11	9	12	12	12	1.00	1.09
B43E	12	12	11	10	9	11	12	12	0.92	1.00	12	11	11	13	12	12	1.00	1.00
B43N	16	16	9	8	10	10	12	15	0.56	0.94	14	10	15	16	18	17	0.88	1.06
B43S	16	16	11	9	9	5	9	14	0.69	0.88	16	11	13	15	16	18	1.00	1.13
B43W	2	2	2	2	2	2	1	1	1.00	0.50	3	3	2	3	3	3	1.50	1.50
B44E	6	6	6	3	3	4	5	5	1.00	0.83	5	6	6	6	6	7	0.83	1.17
B44N	21	21	18	14	14	18	12	21	0.86	1.00	19	21	19	21	21	21	0.90	1.00
B44S	15	15	10	7	4	7	9	16	0.67	1.07	11	11	12	15	14	16	0.73	1.07
B44W	3	3	3	3	3	2	2	2	1.00	0.67	2	3	3	4	4	4	0.67	1.33
B45E	3	3	2	2	3	2	2	3	0.67	1.00	3	3	3	3	3	3	1.00	1.00
B45N	16	16	11	7	6	15	17	17	0.69	1.06	14	11	16	17	18	18	0.88	1.13
B45S	12	12	10	9	6	9	10	12	0.83	1.00	10	9	10	12	12	11	0.83	0.92
B45W	8	8	7	6	5	5	8	8	0.88	1.00	9	9	8	11	11	13	1.13	1.63
B46E	5	5	2	2	0	3	4	4	0.40	0.80	4	4	5	6	5	5	0.80	1.00
B46N	18	18	16	18	20	15	17	19	0.89	1.06	17	15	15	17	15	18	0.94	1.00
B46S	16	16	9	8	6	8	14	14	0.56	0.88	15	13	12	15	15	16	0.94	1.00
B46W	6	6	5	3	2	4	6	6	0.83	1.00	4	5	6	6	6	6	0.67	1.00
B47E	10	10	11	9	11	9	11	13	1.10	1.30	9	10	9	13	12	12	0.90	1.20
B47N	13	13	10	12	13	10	11	12	0.77	0.92	13	14	13	15	14	15	1.00	1.15
B47S	12	11	10	7	6	7	9	12	0.91	1.00	9	10	11	14	15	15	0.82	1.25
B47W	13	13	12	13	13	13	13	14	0.92	1.08	11	12	13	13	13	13	0.85	1.00
B48E	4	4	3	3	2	4	4	4	0.75	1.00	4	4	4	5	5	5	1.00	1.25
B48N	17	17	17	18	19	17	19	17	1.00	1.00	18	18	17	19	18	19	1.06	1.12
B48S	15	15	12	13	12	11	10	13	0.80	0.87	12	13	14	16	17	18	0.80	1.20
B48W	4	4	4	3	3	4	4	4	1.00	1.00	5	5	5	4	4	4	1.25	1.00
B49E	10	10	9	9	9	7	8	8	0.90	0.80	10	10	9	9	9	10	1.00	1.00
B49N	17	17	17	17	17	15	17	17	1.00	1.00	18	16	16	17	17	17	1.06	1.00
B49S	18	18	10	8	4	14	11	16	0.56	0.89	15	17	17	20	19	20	0.83	1.11
B49W	13	13	13	13	13	13	12	13	1.00	1.00	13	12	12	13	14	14	1.00	1.08
B50E	6	6	5	4	4	3	3	5	0.83	0.83	5	6	6	5	6	6	0.83	1.00
B50N	16	16	17	17	16	15	16	16	1.06	1.00	16	16	16	17	18	17	1.00	1.06
B50S	14	13	8	9	4	3	3	10	0.62	0.71	13	13	13	15	14	14	1.00	1.00
B50W	5	5	3	3	4	3	5	5	0.60	1.00	5	5	5	5	5	5	1.00	1.00
B51E	6	6	6	6	6	4	5	6	1.00	1.00	6	7	7	5	6	6	1.00	1.00
B51N	20	20	20	20	18	18	20	22	1.00	1.10	20	20	20	22	21	22	1.00	1.10
B51S	25	25	18	15	7	12	16	15	0.72	0.60	23	22	21	23	24	25	0.92	1.00
B51W	3	3	2	3	3	1	2	2	0.67	0.67	3	3	2	3	3	3	1.00	1.00
B52E	8	8	9	8	6	8	7	8	1.13	1.00	9	9	9	11	11	13	1.13	1.63
B52N	10	10	8	5	5	4	4	10	0.80	1.00	9	6	9	11	11	12	0.90	1.20
B52S	16	16	15	15	12	16	16	16	0.94	1.00	15	15	16	17	16	17	0.94	1.06
B53E	5	5	5	5	4	2	3	5	1.00	1.00	5	6	6	5	5	4	1.00	0.80
B53N	16	15	13	11	9	11	13	16	0.87	1.00	14	14	15	16	17	18	0.93	1.13
B53S	20	20	15	13	13	17	19	19	0.75	0.95	19	19	19	20	20	20	0.95	1.00
B53W	5	5	5	3	2	3	5	5	1.00	1.00	5	5	5	5	5	5	1.00	1.00
B54E	1	1	1	1	1	1	1	1	1.00	1.00	1	1	1	1	1	1	1.00	1.00
B54N	15	14	8	10	7	9	12	15	0.57	1.00	11	12	13	13	14	15	0.79	1.00
B54S	21	21	17	15	18	15	20	21	0.81	1.00	21	22	22	21	20	20	1.00	0.95

BLOCK	Total Stalls	Total Stalls excluding Loading Zone	Thursday								Saturday							
			Hourly Occupancy						AM Peak Hour	PM Peak Hour	Hourly Occupancy						Midday Peak Hour	Evening Peak Hour
			7AM	8AM	9AM	4PM	5PM	6PM			11AM	Noon	1PM	6PM	7PM	8PM		
B54W	9	9	7	6	8	8	9	9	0.78	1.00	10	10	10	9	9	9	1.11	1.00
B55E	3	3	3	2	0	3	3	3	1.00	1.00	3	3	3	4	3	3	1.00	1.00
B55N	13	13	12	12	7	11	9	12	0.92	0.92	11	9	12	12	12	12	0.85	0.92
B55S	17	17	16	13	15	16	19	17	0.94	1.00	16	16	15	16	16	17	0.94	1.00
B55W	10	10	9	10	8	5	10	10	0.90	1.00	9	10	10	10	10	10	0.90	1.00
B56E	10	10	10	10	10	9	9	12	1.00	1.20	10	10	11	11	12	12	1.00	1.20
B56N	16	15	16	14	14	12	15	16	1.07	1.00	13	13	14	15	17	18	0.87	1.13
B56S	19	19	19	19	18	15	19	20	1.00	1.05	20	20	18	19	19	19	1.05	1.00
B56W	10	10	11	12	12	10	11	12	1.10	1.20	11	10	11	12	11	12	1.10	1.20
B57E	4	4	1	1	0	3	4	4	0.25	1.00	5	5	5	5	5	4	1.25	1.00
B57N	16	14	12	15	12	11	14	15	0.86	0.94	12	15	15	16	15	16	0.86	1.00
B57S	18	18	17	17	17	14	18	18	0.94	1.00	17	18	18	18	18	19	0.94	1.06
B57W	5	5	3	1	1	5	4	6	0.60	1.20	6	6	6	6	7	6	1.20	1.20
B58E	10	10	8	9	9	8	9	10	0.80	1.00	9	12	10	11	11	10	0.90	1.00
B58N	14	14	13	7	9	13	12	13	0.93	0.93	15	12	13	15	16	17	1.07	1.21
B58S	19	19	18	19	19	17	15	19	0.95	1.00	19	20	19	20	21	20	1.00	1.05
B58W	12	12	13	11	10	11	12	13	1.08	1.08	12	11	11	12	12	13	1.00	1.08
B59E	2	2	2	2	0	0	0	1	1.00	0.50	2	2	2	2	2	2	1.00	1.00
B59N	21	19	17	16	18	11	12	13	0.89	0.62	19	17	18	20	20	21	1.00	1.00
B59S	20	20	20	18	19	13	16	19	1.00	0.95	20	19	20	20	20	20	1.00	1.00
B59W	5	4	3	3	1	2	3	4	0.75	0.80	5	5	5	8	8	8	1.25	1.60
B60E	7	7	6	7	7	2	5	5	0.86	0.71	6	7	6	7	7	7	0.86	1.00
B60N	25	25	18	19	19	13	15	16	0.72	0.64	25	24	23	25	24	25	1.00	1.00
B60S	26	26	20	16	21	7	5	11	0.77	0.42	24	25	24	25	26	26	0.92	1.00
B60W	6	6	3	1	4	0	0	5	0.50	0.83	6	5	4	6	6	6	1.00	1.00
B61E	21	21	21	22	18	20	20	20	1.00	0.95	25	22	22	22	24	26	1.19	1.24
B61N	40	40	39	34	33	39	39	40	0.98	1.00	38	40	41	41	39	41	0.95	1.03
B61S	43	43	39	36	34	42	42	42	0.91	0.98	42	42	42	44	45	44	0.98	1.02
B61W	7	6	5	5	4	5	6	7	0.83	1.00	5	6	5	8	8	8	0.83	1.14
B62E	14	14	14	11	8	12	14	13	1.00	0.93	14	14	14	14	15	15	1.00	1.07
B62N	39	39	33	26	28	37	39	39	0.85	1.00	37	39	39	39	39	39	0.95	1.00
B62S	47	47	42	39	40	47	47	48	0.89	1.02	47	47	48	48	48	49	1.00	1.04
B62W	10	10	10	8	8	11	11	13	1.00	1.30	11	11	11	11	11	12	1.10	1.20
B63E	10	10	11	9	10	8	11	11	1.10	1.10	11	12	13	12	12	13	1.10	1.30
B63N	41	41	37	29	36	31	40	43	0.90	1.05	41	43	42	43	43	42	1.00	1.02
B63S	46	46	41	35	34	42	44	47	0.89	1.02	45	46	44	46	47	46	0.98	1.00
B63W	22	22	20	19	19	22	23	23	0.91	1.05	23	23	23	24	24	24	1.05	1.09
B64E	11	11	6	5	2	7	9	11	0.55	1.00	10	10	10	11	11	11	0.91	1.00
B64N	31	31	26	20	12	27	32	34	0.84	1.10	30	32	32	32	33	32	0.97	1.03
B64S	34	34	33	29	19	31	33	34	0.97	1.00	38	38	37	37	39	40	1.12	1.18
B64W	16	16	16	13	11	15	16	17	1.00	1.06	17	17	17	18	17	19	1.06	1.19
B65E	18	18	19	18	20	17	20	20	1.06	1.11	18	19	19	19	19	19	1.00	1.06
B65N	42	42	28	19	20	31	42	42	0.67	1.00	43	43	43	44	45	45	1.02	1.07
B65S	33	33	20	17	11	25	33	33	0.61	1.00	34	35	36	36	36	37	1.03	1.12
B65W	18	18	20	18	20	17	18	19	1.11	1.06	18	18	18	18	18	19	1.00	1.06
B66E	12	12	6	7	5	13	12	12	0.50	1.00	12	12	13	13	13	13	1.00	1.08
B66N	34	34	30	13	10	33	37	37	0.88	1.09	38	37	38	37	37	37	1.12	1.09
B66S	40	40	31	25	19	35	40	40	0.78	1.00	40	41	41	43	42	42	1.00	1.05
B66W	11	11	8	7	4	4	8	11	0.73	1.00	12	12	12	12	12	12	1.09	1.09
B67E	23	23	22	21	24	19	23	24	0.96	1.04	24	23	23	23	23	25	1.04	1.09
B67N	31	31	22	22	16	29	33	34	0.71	1.10	33	32	31	35	35	35	1.06	1.13
B67S	39	39	29	21	17	31	39	39	0.74	1.00	39	38	39	39	39	39	1.00	1.00
B67W	24	24	23	24	23	24	24	23	0.96	0.96	24	24	24	24	24	24	1.00	1.00
B68E	13	13	8	4	1	6	7	10	0.62	0.77	15	12	12	13	13	13	1.15	1.00
B68N	39	39	28	23	17	34	34	38	0.72	0.97	38	39	40	40	39	40	0.97	1.03
B68S	44	44	33	24	17	28	41	44	0.75	1.00	41	41	42	42	45	45	0.93	1.02
B68W	9	9	5	5	2	6	10	11	0.56	1.22	12	12	12	12	11	11	1.33	1.22
B69E	13	13	9	10	11	7	7	7	0.69	0.54	14	14	13	13	14	14	1.08	1.08
B69N	44	44	39	23	17	20	24	28	0.89	0.64	43	44	43	44	43	44	0.98	1.00
B69S	44	44	33	29	21	14	17	29	0.75	0.66	44	43	44	44	43	44	1.00	1.00
B69W	24	24	24	23	24	13	14	24	1.00	1.00	24	23	24	24	23	23	1.00	0.96
B70E	15	15	9	10	9	13	14	14	0.60	0.93	15	15	14	14	14	15	1.00	1.00
B70N	9	9	9	8	9	10	9	9	1.00	1.00	10	10	9	9	9	9	1.11	1.00

BLOCK	Total Stalls	Total Stalls excluding Loading Zone	Thursday								Saturday							
			Hourly Occupancy						AM Peak Hour	PM Peak Hour	Hourly Occupancy						Midday Peak Hour	Evening Peak Hour
			7AM	8AM	9AM	4PM	5PM	6PM			11AM	Noon	1PM	6PM	7PM	8PM		
B71E	16	16	22	22	19	18	18	20	1.38	1.25	20	20	18	22	22	25	1.25	1.56
B71N	11	11	7	8	8	11	11	11	0.64	1.00	10	11	11	10	10	11	0.91	1.00
B71S	4	4	3	3	4	3	4	5	0.75	1.25	3	1	4	4	4	3	0.75	0.75
B71W	12	12	9	10	11	11	11	11	0.75	0.92	14	14	13	13	14	13	1.17	1.08
B72E	14	14	13	14	12	13	13	13	0.93	0.93	13	12	12	14	13	15	0.93	1.07
B72N	23	23	17	16	14	21	22	22	0.74	0.96	23	22	22	23	22	22	1.00	0.96
B72S	17	17	14	12	13	17	16	17	0.82	1.00	12	14	16	14	14	13	0.71	0.76
B72W	13	13	13	14	13	13	13	12	1.00	0.92	13	13	12	12	12	14	1.00	1.08
B73E	13	13	13	13	13	13	13	13	1.00	1.00	12	13	13	13	13	13	0.92	1.00
B73N	21	21	19	17	17	20	21	22	0.90	1.05	21	21	21	22	22	22	1.00	1.05
B73S	18	18	14	12	13	12	18	17	0.78	0.94	15	14	15	16	14	11	0.83	0.61
B73W	17	17	17	17	17	17	15	17	1.00	1.00	17	17	17	16	16	17	1.00	1.00
B74E	10	10	8	3	2	8	9	8	0.80	0.80	10	14	14	12	10	9	1.00	0.90
B74N	24	24	23	22	21	20	22	23	0.96	0.96	25	25	23	24	24	25	1.04	1.04
B74S	17	17	13	10	7	13	14	16	0.76	0.94	15	14	13	14	15	15	0.88	0.88
B74W	14	14	11	8	4	13	14	14	0.79	1.00	15	14	16	16	16	15	1.07	1.07
B75E	21	21	23	22	22	19	24	23	1.10	1.10	23	23	23	24	22	23	1.10	1.10
B75N	17	17	16	16	16	14	16	18	0.94	1.06	17	18	19	19	19	19	1.00	1.12
B75S	20	20	17	15	10	13	18	18	0.85	0.90	11	12	14	5	6	6	0.55	0.30
B75W	26	26	25	26	26	23	25	25	0.96	0.96	26	28	25	28	28	28	1.00	1.08
B76E	8	8	9	6	3	8	8	8	1.13	1.00	9	9	9	7	7	8	1.13	1.00
B76N	25	25	22	21	22	18	22	26	0.88	1.04	23	23	25	25	25	26	0.92	1.04
B76S	18	18	12	12	12	14	16	12	0.67	0.67	14	14	13	16	9	7	0.78	0.39
B76W	12	12	8	3	3	9	11	11	0.67	0.92	11	11	11	11	11	12	0.92	1.00
B77E	27	27	27	27	27	27	27	27	1.00	1.00	28	27	29	27	26	26	1.04	0.96
B77N	22	22	25	21	20	18	21	25	1.14	1.14	23	25	24	23	23	24	1.05	1.09
B77S	25	25	18	18	17	20	21	25	0.72	1.00	15	13	15	16	18	16	0.60	0.64
B77W	18	18	20	18	18	18	18	22	1.11	1.22	21	21	20	18	19	20	1.17	1.11
B78E	9	9	5	5	4	5	7	8	0.56	0.89	7	6	9	10	10	9	0.78	1.00
B78N	20	20	18	18	18	14	18	18	0.90	0.90	21	19	20	20	20	20	1.05	1.00
B78S	15	13	12	13	13	13	13	15	0.92	1.00	12	11	13	11	13	11	0.92	0.73
B78W	12	12	10	5	3	11	13	13	0.83	1.08	12	13	13	11	12	12	1.00	1.00
B79E	14	14	13	13	13	11	11	14	0.93	1.00	14	13	13	12	13	14	1.00	1.00
B79N	26	26	23	23	21	18	18	19	0.88	0.73	24	23	25	25	26	26	0.92	1.00
B79S	23	23	10	12	12	12	7	14	0.43	0.61	20	13	19	11	8	7	0.87	0.30
B79W	15	15	15	15	15	11	12	15	1.00	1.00	15	15	15	15	15	15	1.00	1.00
B80E	5	5	5	4	4	3	3	4	1.00	0.80	2	4	4	4	4	4	0.40	0.80
B81CE	7	6	4	4	1	5	5	7	0.67	1.00	5	5	6	8	8	8	0.83	1.14
B81CW	8	8	8	8	8	6	7	7	1.00	0.88	8	7	8	8	8	8	1.00	1.00
B81E	6	5	6	5	5	5	5	6	1.20	1.00	5	5	5	6	6	6	1.00	1.00
B81NE	4	4	5	4	2	3	3	5	1.25	1.25	4	2	3	3	5	4	1.00	1.00
B81W	3	3	2	0	0	0	1	3	0.67	1.00	3	3	3	3	3	3	1.00	1.00
B82CE	7	7	7	7	5	6	7	7	1.00	1.00	6	7	6	7	7	7	0.86	1.00
B82CW	7	7	8	8	8	8	8	7	1.14	1.00	7	7	8	8	8	8	1.00	1.14
B82E	6	6	6	5	5	6	6	6	1.00	1.00	5	6	6	5	6	6	0.83	1.00
B82NE	6	6	7	6	3	4	5	7	1.17	1.17	7	6	7	7	6	5	1.17	0.83
B82S	1	1	1	0	0	1	1	1	1.00	1.00	1	1	1	1	1	1	1.00	1.00
B82W	2	2	2	2	2	2	2	2	1.00	1.00	2	2	2	2	2	2	1.00	1.00
B83CE	6	6	3	4	3	7	7	7	0.50	1.17	6	6	5	6	5	6	1.00	1.00
B83CW	8	8	7	8	8	8	8	8	0.88	1.00	7	6	8	8	8	8	0.88	1.00
B83E	10	10	10	10	9	8	7	9	1.00	0.90	8	10	10	9	10	10	0.80	1.00
B83NE	2	2	3	3	3	2	1	3	1.50	1.50	1	2	3	3	2	1	0.50	0.50
B83NW	4	4	5	3	3	3	4	5	1.25	1.25	4	2	5	5	3	2	1.00	0.50
B83W	9	9	6	5	5	8	8	8	0.67	0.89	9	9	9	9	9	9	1.00	1.00
B84CE	4	4	5	4	4	2	1	4	1.25	1.00	3	3	3	3	4	4	0.75	1.00
B84CW	4	2	1	1	2	1	2	4	0.50	1.00	2	2	2	2	4	3	1.00	0.75
B84E	4	4	4	3	4	1	2	4	1.00	1.00	5	5	5	3	3	5	1.25	1.25
B84W	6	6	6	4	4	6	6	6	1.00	1.00	6	6	6	6	5	6	1.00	1.00
B85CE	7	7	6	5	5	7	7	7	0.86	1.00	7	7	6	7	7	7	1.00	1.00
B85CW	9	9	9	8	9	5	6	9	1.00	1.00	9	9	9	8	10	9	1.00	1.00
B85E	8	8	9	9	8	8	8	9	1.13	1.13	8	9	9	9	8	8	1.00	1.00
B85NE	2	2	1	2	1	2	2	2	0.50	1.00	2	2	2	2	2	2	1.00	1.00
B85NW	6	6	6	5	2	0	0	4	1.00	0.67	5	5	5	2	3	3	0.83	0.50

BLOCK	Total Stalls	Total Stalls excluding Loading Zone	Thursday								Saturday							
			Hourly Occupancy						AM Peak Hour	PM Peak Hour	Hourly Occupancy						Midday Peak Hour	Evening Peak Hour
			7AM	8AM	9AM	4PM	5PM	6PM			11AM	Noon	1PM	6PM	7PM	8PM		
B85W	4	3	1	3	0	2	3	4	0.33	1.00	2	3	1	3	3	4	0.67	1.00
B86CE	7	7	5	5	3	5	6	7	0.71	1.00	7	7	7	7	8	8	1.00	1.14
B86CW	7	7	6	7	5	5	6	6	0.86	0.86	5	6	4	5	6	6	0.71	0.86
B86E	6	2	0	0	0	0	2	4	0.00	0.67	2	1	2	5	6	6	1.00	1.00
B86W	6	6	7	7	5	6	7	7	1.17	1.17	6	6	7	7	6	6	1.00	1.00
B87CE	7	7	2	4	3	7	7	7	0.29	1.00	7	7	7	7	8	7	1.00	1.00
B87CW	7	6	6	6	6	6	6	6	1.00	0.86	6	6	6	7	7	7	1.00	1.00
B87E	6	6	4	6	6	6	6	7	0.67	1.17	6	5	5	6	4	5	1.00	0.83
B87W	2	2	2	3	3	2	2	2	1.00	1.00	1	2	2	2	2	2	0.50	1.00
B88N	7	7	0	0	0	5	3	5	0.00	0.71	6	5	5	5	5	4	0.86	0.57
B88W	8	8	3	3	3	8	9	9	0.38	1.13	8	7	8	9	8	8	1.00	1.00

Long Beach Parking Study - Alamitos Beach On-Street Occupancy Survey

B01E

Weekday

Date 10/5/2017 Day Thursday

	STANDARD_S	ADA_STALLS	RESERVED_S	LOADING_ZO	METERED_ST	TIME_LIMIT	ILLEGAL
	12	0	0	0	0	0	
7:00AM	9	0	0	0	0	0	0
8:00AM	9	0	0	0	0	0	0
9:00AM	4	0	0	0	0	0	0
4:00PM	9	0	0	0	0	0	0
5:00PM	12	0	0	0	0	0	0
6:00PM	10	0	0	0	0	0	0

Saturday

Date 10/7/2017 Day Saturday

	STANDARD_S	ADA_STALLS	RESERVED_S	LOADING_ZO	METERED_ST	TIME_LIMIT	ILLEGAL
	12	0	0	0	0	0	
11:00AM	12	0	0	0	0	0	0
Noon	12	0	0	0	0	0	0
1:00PM	12	0	0	0	0	0	0
6:00PM	12	0	0	0	0	0	1
7:00PM	11	0	0	0	0	0	0
8:00PM	12	0	0	0	0	0	0

Long Beach Parking Study - Alamitos Beach On-Street Occupancy Survey

B01N

Weekday

Date 10/5/2017 Day Thursday

	STANDARD_S	ADA_STALLS	RESERVED_S	LOADING_ZO	METERED_ST	TIME_LIMIT	ILLEGAL
	18	0	0	0	0	0	
7:00AM	16	0	0	0	0	0	0
8:00AM	15	0	0	0	0	0	0
9:00AM	16	0	0	0	0	0	0
4:00PM	16	0	0	0	0	0	0
5:00PM	15	0	0	0	0	0	0
6:00PM	15	0	0	0	0	0	0

Saturday

Date 10/7/2017 Day Saturday

	STANDARD_S	ADA_STALLS	RESERVED_S	LOADING_ZO	METERED_ST	TIME_LIMIT	ILLEGAL
	18	0	0	0	0	0	
11:00AM	16	0	0	0	0	0	0
Noon	16	0	0	0	0	0	0
1:00PM	16	0	0	0	0	0	0
6:00PM	18	0	0	0	0	0	1
7:00PM	17	0	0	0	0	0	0
8:00PM	18	0	0	0	0	0	0

Long Beach Parking Study - Alamitos Beach On-Street Occupancy Survey

B01W

Weekday

Date 10/5/2017 Day Thursday

	STANDARD_S	ADA_STALLS	RESERVED_S	LOADING_ZO	METERED_ST	TIME_LIMIT	ILLEGAL
	13	0	0	1	0	0	
7:00AM	8	0	0	0	0	0	0
8:00AM	4	0	0	0	0	0	0
9:00AM	0	0	0	0	0	0	0
4:00PM	10	0	0	1	0	0	0
5:00PM	10	0	0	0	0	0	0
6:00PM	12	0	0	0	0	0	0

Saturday

Date 10/7/2017 Day Saturday

	STANDARD_S	ADA_STALLS	RESERVED_S	LOADING_ZO	METERED_ST	TIME_LIMIT	ILLEGAL
	13	0	0	1	0	0	
11:00AM	13	0	0	0	0	0	0
Noon	12	0	0	0	0	0	0
1:00PM	11	0	0	0	0	0	0
6:00PM	13	0	0	0	0	0	2
7:00PM	13	0	0	0	0	0	0
8:00PM	13	0	0	0	0	0	1

Long Beach Parking Study - Alamitos Beach On-Street Occupancy Survey**B02CE****Weekday**

Date 10/5/2017 Day Thursday

	STANDARD_S	ADA_STALLS	RESERVED_S	LOADING_ZO	METERED_ST	TIME_LIMIT	ILLEGAL
	0	0	0	0	0	18	0
7:00AM	0	0	0	0	0	17	0
8:00AM	0	0	0	0	0	15	0
9:00AM	0	0	0	0	0	9	0
4:00PM	0	0	0	0	0	16	0
5:00PM	0	0	0	0	0	14	0
6:00PM	0	0	0	0	0	12	0

Saturday

Date 10/7/2017 Day Saturday

	STANDARD_S	ADA_STALLS	RESERVED_S	LOADING_ZO	METERED_ST	TIME_LIMIT	ILLEGAL
	0	0	0	0	0	18	0
11:00AM	0	0	0	0	0	16	0
Noon	0	0	0	0	0	17	0
1:00PM	0	0	0	0	0	17	0
6:00PM	0	0	0	0	0	16	0
7:00PM	0	0	0	0	0	16	0
8:00PM	0	0	0	0	0	17	1

Long Beach Parking Study - Alamitos Beach On-Street Occupancy Survey

B02CW

Weekday

Date 10/5/2017 Day Thursday

	STANDARD_S	ADA_STALLS	RESERVED_S	LOADING_ZO	METERED_ST	TIME_LIMIT	ILLEGAL
	0	0	0	0	0	19	0
7:00AM	0	0	0	0	0	18	0
8:00AM	0	0	0	0	0	15	0
9:00AM	0	0	0	0	0	10	0
4:00PM	0	0	0	0	0	16	0
5:00PM	0	0	0	0	0	17	0
6:00PM	0	0	0	0	0	16	0

Saturday

Date 10/7/2017 Day Saturday

	STANDARD_S	ADA_STALLS	RESERVED_S	LOADING_ZO	METERED_ST	TIME_LIMIT	ILLEGAL
	0	0	0	0	0	19	0
11:00AM	0	0	0	0	0	17	0
Noon	0	0	0	0	0	19	0
1:00PM	0	0	0	0	0	17	0
6:00PM	0	0	0	0	0	16	0
7:00PM	0	0	0	0	0	18	0
8:00PM	0	0	0	0	0	19	1

Long Beach Parking Study - Alamitos Beach On-Street Occupancy Survey

B02E

Weekday

Date 10/5/2017 Day Thursday

	STANDARD_S	ADA_STALLS	RESERVED_S	LOADING_ZO	METERED_ST	TIME_LIMIT	ILLEGAL
	12	1	0	0	0	0	0
7:00AM	12	0	0	0	0	0	2
8:00AM	12	0	0	0	0	0	0
9:00AM	10	0	0	0	0	0	0
4:00PM	11	0	0	0	0	0	0
5:00PM	12	0	0	0	0	0	3
6:00PM	12	0	0	0	0	0	3

Saturday

Date 10/7/2017 Day Saturday

	STANDARD_S	ADA_STALLS	RESERVED_S	LOADING_ZO	METERED_ST	TIME_LIMIT	ILLEGAL
	12	1	0	0	0	0	0
11:00AM	12	1	0	0	0	0	3
Noon	12	1	0	0	0	0	1
1:00PM	12	1	0	0	0	0	2
6:00PM	12	1	0	0	0	0	2
7:00PM	12	1	0	0	0	0	0
8:00PM	12	1	0	0	0	0	2

Long Beach Parking Study - Alamitos Beach On-Street Occupancy Survey

B02N

Weekday

Date 10/5/2017 Day Thursday

	STANDARD_S	ADA_STALLS	RESERVED_S	LOADING_ZO	METERED_ST	TIME_LIMIT	ILLEGAL
	9	0	0	0	0	0	
7:00AM	9	0	0	0	0	0	0
8:00AM	8	0	0	0	0	0	0
9:00AM	8	0	0	0	0	0	0
4:00PM	8	0	0	0	0	0	0
5:00PM	9	0	0	0	0	0	0
6:00PM	9	0	0	0	0	0	0

Saturday

Date 10/7/2017 Day Saturday

	STANDARD_S	ADA_STALLS	RESERVED_S	LOADING_ZO	METERED_ST	TIME_LIMIT	ILLEGAL
	9	0	0	0	0	0	
11:00AM	9	0	0	0	0	0	1
Noon	9	0	0	0	0	0	0
1:00PM	8	0	0	0	0	0	0
6:00PM	8	0	0	0	0	0	0
7:00PM	9	0	0	0	0	0	0
8:00PM	9	0	0	0	0	0	0

Long Beach Parking Study - Alamitos Beach On-Street Occupancy Survey**B02S****Weekday**

Date 10/5/2017 Day Thursday

	STANDARD_S	ADA_STALLS	RESERVED_S	LOADING_ZO	METERED_ST	TIME_LIMIT	ILLEGAL
	0	0	0	0	0	12	
7:00AM	0	0	0	0	0	8	0
8:00AM	0	0	0	0	0	6	0
9:00AM	0	0	0	0	0	4	0
4:00PM	0	0	0	0	0	5	0
5:00PM	0	0	0	0	0	6	0
6:00PM	0	0	0	0	0	11	0

Saturday

Date 10/7/2017 Day Saturday

	STANDARD_S	ADA_STALLS	RESERVED_S	LOADING_ZO	METERED_ST	TIME_LIMIT	ILLEGAL
	0	0	0	0	0	12	
11:00AM	0	0	0	0	0	10	0
Noon	0	0	0	0	0	5	0
1:00PM	0	0	0	0	0	6	0
6:00PM	0	0	0	0	0	12	0
7:00PM	0	0	0	0	0	12	1
8:00PM	0	0	0	0	0	12	0

Long Beach Parking Study - Alamitos Beach On-Street Occupancy Survey

B02W

Weekday

Date 10/5/2017 Day Thursday

	STANDARD_S	ADA_STALLS	RESERVED_S	LOADING_ZO	METERED_ST	TIME_LIMIT	ILLEGAL
	8	0	0	0	0	0	0
7:00AM	6	0	0	0	0	0	0
8:00AM	5	0	0	0	0	0	0
9:00AM	5	0	0	0	0	0	0
4:00PM	5	0	0	0	0	0	0
5:00PM	5	0	0	0	0	0	0
6:00PM	6	0	0	0	0	0	0

Saturday

Date 10/7/2017 Day Saturday

	STANDARD_S	ADA_STALLS	RESERVED_S	LOADING_ZO	METERED_ST	TIME_LIMIT	ILLEGAL
	8	0	0	0	0	0	0
11:00AM	4	0	0	0	0	0	0
Noon	5	0	0	0	0	0	0
1:00PM	6	0	0	0	0	0	0
6:00PM	8	0	0	0	0	0	0
7:00PM	8	0	0	0	0	0	0
8:00PM	8	0	0	0	0	0	1

Long Beach Parking Study - Alamitos Beach On-Street Occupancy Survey

B03E

Weekday

Date 10/5/2017 Day Thursday

	STANDARD_S	ADA_STALLS	RESERVED_S	LOADING_ZO	METERED_ST	TIME_LIMIT	ILLEGAL
	14	1	0	0	0	0	0
7:00AM	14	1	0	0	0	0	2
8:00AM	12	1	0	0	0	0	0
9:00AM	12	1	0	0	0	0	0
4:00PM	14	1	0	0	0	0	0
5:00PM	14	1	0	0	0	0	1
6:00PM	14	1	0	0	0	0	2

Saturday

Date 10/7/2017 Day Saturday

	STANDARD_S	ADA_STALLS	RESERVED_S	LOADING_ZO	METERED_ST	TIME_LIMIT	ILLEGAL
	14	1	0	0	0	0	0
11:00AM	14	1	0	0	0	0	0
Noon	13	1	0	0	0	0	0
1:00PM	12	1	0	0	0	0	0
6:00PM	14	1	0	0	0	0	2
7:00PM	14	1	0	0	0	0	1
8:00PM	14	1	0	0	0	0	2

Long Beach Parking Study - Alamitos Beach On-Street Occupancy Survey

B03N

Weekday

Date 10/5/2017 Day Thursday

	STANDARD_S	ADA_STALLS	RESERVED_S	LOADING_ZO	METERED_ST	TIME_LIMIT	ILLEGAL
	16	0	0	0	0	0	
7:00AM	15	0	0	0	0	0	0
8:00AM	11	0	0	0	0	0	0
9:00AM	14	0	0	0	0	0	0
4:00PM	16	0	0	0	0	0	0
5:00PM	16	0	0	0	0	0	2
6:00PM	16	0	0	0	0	0	2

Saturday

Date 10/7/2017 Day Saturday

	STANDARD_S	ADA_STALLS	RESERVED_S	LOADING_ZO	METERED_ST	TIME_LIMIT	ILLEGAL
	16	0	0	0	0	0	
11:00AM	16	0	0	0	0	0	0
Noon	16	0	0	0	0	0	1
1:00PM	15	0	0	0	0	0	0
6:00PM	16	0	0	0	0	0	2
7:00PM	16	0	0	0	0	0	1
8:00PM	16	0	0	0	0	0	2

Long Beach Parking Study - Alamitos Beach On-Street Occupancy Survey

B03S

Weekday

Date 10/5/2017 Day Thursday

	STANDARD_S	ADA_STALLS	RESERVED_S	LOADING_ZO	METERED_ST	TIME_LIMIT	ILLEGAL
	11	0	0	0	0	6	
7:00AM	10	0	0	0	0	2	0
8:00AM	11	0	0	0	0	1	0
9:00AM	11	0	0	0	0	1	0
4:00PM	11	0	0	0	0	2	0
5:00PM	11	0	0	0	0	3	0
6:00PM	11	0	0	0	0	4	0

Saturday

Date 10/7/2017 Day Saturday

	STANDARD_S	ADA_STALLS	RESERVED_S	LOADING_ZO	METERED_ST	TIME_LIMIT	ILLEGAL
	11	0	0	0	0	6	
11:00AM	11	0	0	0	0	4	0
Noon	9	0	0	0	0	6	0
1:00PM	10	0	0	0	0	6	0
6:00PM	11	0	0	0	0	6	2
7:00PM	11	0	0	0	0	6	2
8:00PM	11	0	0	0	0	6	2

Long Beach Parking Study - Alamitos Beach On-Street Occupancy Survey

B03W

Weekday

Date 10/5/2017 Day Thursday

	STANDARD_S	ADA_STALLS	RESERVED_S	LOADING_ZO	METERED_ST	TIME_LIMIT	ILLEGAL
	15	0	0	0	0	0	0
7:00AM	15	0	0	0	0	0	0
8:00AM	11	0	0	0	0	0	0
9:00AM	11	0	0	0	0	0	0
4:00PM	13	0	0	0	0	0	0
5:00PM	14	0	0	0	0	0	0
6:00PM	14	0	0	0	0	0	0

Saturday

Date 10/7/2017 Day Saturday

	STANDARD_S	ADA_STALLS	RESERVED_S	LOADING_ZO	METERED_ST	TIME_LIMIT	ILLEGAL
	15	0	0	0	0	0	0
11:00AM	15	0	0	0	0	0	3
Noon	15	0	0	0	0	0	1
1:00PM	15	0	0	0	0	0	0
6:00PM	15	0	0	0	0	0	1
7:00PM	15	0	0	0	0	0	1
8:00PM	15	0	0	0	0	0	2

Long Beach Parking Study - Alamitos Beach On-Street Occupancy Survey

B04E

Weekday

Date 10/5/2017 Day Thursday

	STANDARD_S	ADA_STALLS	RESERVED_S	LOADING_ZO	METERED_ST	TIME_LIMIT	ILLEGAL
	13	0	0	0	0	2	0
7:00AM	9	0	0	0	0	2	0
8:00AM	13	0	0	0	0	1	0
9:00AM	12	0	0	0	0	2	0
4:00PM	12	0	0	0	0	1	0
5:00PM	13	0	0	0	0	1	1
6:00PM	13	0	0	0	0	2	0

Saturday

Date 10/7/2017 Day Saturday

	STANDARD_S	ADA_STALLS	RESERVED_S	LOADING_ZO	METERED_ST	TIME_LIMIT	ILLEGAL
	13	0	0	0	0	2	0
11:00AM	12	0	0	0	0	2	0
Noon	12	0	0	0	0	2	0
1:00PM	13	0	0	0	0	2	1
6:00PM	13	0	0	0	0	2	0
7:00PM	13	0	0	0	0	2	0
8:00PM	13	0	0	0	0	2	0

Long Beach Parking Study - Alamitos Beach On-Street Occupancy Survey

B04N

Weekday

Date 10/5/2017 Day Thursday

	STANDARD_S	ADA_STALLS	RESERVED_S	LOADING_ZO	METERED_ST	TIME_LIMIT	ILLEGAL
	13	1	0	0	0	0	
7:00AM	11	1	0	0	0	0	0
8:00AM	12	0	0	0	0	0	0
9:00AM	12	1	0	0	0	0	0
4:00PM	13	0	0	0	0	0	0
5:00PM	13	0	0	0	0	0	1
6:00PM	12	1	0	0	0	0	0

Saturday

Date 10/7/2017 Day Saturday

	STANDARD_S	ADA_STALLS	RESERVED_S	LOADING_ZO	METERED_ST	TIME_LIMIT	ILLEGAL
	13	1	0	0	0	0	
11:00AM	13	1	0	0	0	0	0
Noon	13	1	0	0	0	0	0
1:00PM	12	1	0	0	0	0	0
6:00PM	12	1	0	0	0	0	0
7:00PM	13	1	0	0	0	0	0
8:00PM	13	1	0	0	0	0	0

Long Beach Parking Study - Alamitos Beach On-Street Occupancy Survey

B04S

Weekday

Date 10/5/2017 Day Thursday

	STANDARD_S	ADA_STALLS	RESERVED_S	LOADING_ZO	METERED_ST	TIME_LIMIT	ILLEGAL
	9	0	0	1	0	2	
7:00AM	8	0	0	0	0	0	0
8:00AM	6	0	0	0	0	2	0
9:00AM	9	0	0	0	0	0	0
4:00PM	9	0	0	1	0	1	0
5:00PM	9	0	0	1	0	2	1
6:00PM	9	0	0	1	0	2	1

Saturday

Date 10/7/2017 Day Saturday

	STANDARD_S	ADA_STALLS	RESERVED_S	LOADING_ZO	METERED_ST	TIME_LIMIT	ILLEGAL
	9	0	0	1	0	2	
11:00AM	9	0	0	0	0	2	0
Noon	9	0	0	0	0	2	0
1:00PM	9	0	0	1	0	2	0
6:00PM	9	0	0	1	0	1	0
7:00PM	9	0	0	1	0	2	0
8:00PM	9	0	0	1	0	2	2

Long Beach Parking Study - Alamitos Beach On-Street Occupancy Survey

B04W

Weekday

Date 43013 Day Thursday

	STANDARD_S	ADA_STALLS	RESERVED_S	LOADING_ZO	METERED_ST	TIME_LIMIT	ILLEGAL
	14	0	0	I	0	0	0
7:00AM	14	0	0	I	0	0	I
8:00AM	12	0	0	I	0	0	0
9:00AM	14	0	0	0	0	0	0
4:00PM	12	0	0	0	0	0	0
5:00PM	11	0	0	0	0	0	0
6:00PM	12	0	0	I	0	0	0

Saturday

Date 10/7/2017 Day Saturday

	STANDARD_S	ADA_STALLS	RESERVED_S	LOADING_ZO	METERED_ST	TIME_LIMIT	ILLEGAL
	14	0	0	I	0	0	0
11:00AM	14	0	0	I	0	0	0
Noon	13	0	0	0	0	0	0
1:00PM	13	0	0	I	0	0	0
6:00PM	14	0	0	I	0	0	0
7:00PM	14	0	0	I	0	0	0
8:00PM	14	0	0	I	0	0	0

Long Beach Parking Study - Alamitos Beach On-Street Occupancy Survey

B05W

Weekday

Date 10/5/2017 Day Thursday

	STANDARD_S	ADA_STALLS	RESERVED_S	LOADING_ZO	METERED_ST	TIME_LIMIT	ILLEGAL
	10	2	0	0	0	0	
7:00AM	7	1	0	0	0	0	0
8:00AM	6	1	0	0	0	0	0
9:00AM	1	2	0	0	0	0	0
4:00PM	10	2	0	0	0	0	1
5:00PM	10	2	0	0	0	0	2
6:00PM	10	2	0	0	0	0	2

Saturday

Date 10/7/2017 Day Saturday

	STANDARD_S	ADA_STALLS	RESERVED_S	LOADING_ZO	METERED_ST	TIME_LIMIT	ILLEGAL
	10	2	0	0	0	0	
11:00AM	10	2	0	0	0	0	0
Noon	10	2	0	0	0	0	0
1:00PM	10	2	0	0	0	0	0
6:00PM	10	2	0	0	0	0	2
7:00PM	10	2	0	0	0	0	2
8:00PM	10	2	0	0	0	0	3

Long Beach Parking Study - Alamitos Beach On-Street Occupancy Survey

B05E

Weekday

Date 10/5/2017 Day Thursday

	STANDARD_S	ADA_STALLS	RESERVED_S	LOADING_ZO	METERED_ST	TIME_LIMIT	ILLEGAL
	16	0	0	0	0	0	
7:00AM	7	0	0	0	0	0	0
8:00AM	5	0	0	0	0	0	0
9:00AM	2	0	0	0	0	0	0
4:00PM	11	0	0	0	0	0	0
5:00PM	12	0	0	0	0	0	0
6:00PM	16	0	0	0	0	0	1

Saturday

Date 10/7/2017 Day Saturday

	STANDARD_S	ADA_STALLS	RESERVED_S	LOADING_ZO	METERED_ST	TIME_LIMIT	ILLEGAL
	16	0	0	0	0	0	
11:00AM	13	0	0	0	0	0	0
Noon	15	0	0	0	0	0	0
1:00PM	15	0	0	0	0	0	0
6:00PM	16	0	0	0	0	0	1
7:00PM	16	0	0	0	0	0	1
8:00PM	16	0	0	0	0	0	1

Long Beach Parking Study - Alamitos Beach On-Street Occupancy Survey

B06E

Weekday

Date 10/5/2017 Day Thursday

	STANDARD_S	ADA_STALLS	RESERVED_S	LOADING_ZO	METERED_ST	TIME_LIMIT	ILLEGAL
	11	0	0	0	0	0	
7:00AM	10	0	0	0	0	0	0
8:00AM	11	0	0	0	0	0	0
9:00AM	11	0	0	0	0	0	0
4:00PM	11	0	0	0	0	0	0
5:00PM	9	0	0	0	0	0	0
6:00PM	11	0	0	0	0	0	1

Saturday

Date 10/7/2017 Day Saturday

	STANDARD_S	ADA_STALLS	RESERVED_S	LOADING_ZO	METERED_ST	TIME_LIMIT	ILLEGAL
	11	0	0	0	0	0	
11:00AM	11	0	0	0	0	0	3
Noon	11	0	0	0	0	0	2
1:00PM	11	0	0	0	0	0	2
6:00PM	11	0	0	0	0	0	3
7:00PM	11	0	0	0	0	0	4
8:00PM	11	0	0	0	0	0	4

Long Beach Parking Study - Alamitos Beach On-Street Occupancy Survey

B06S

Weekday

Date 10/5/2017 Day Thursday

	STANDARD_S	ADA_STALLS	RESERVED_S	LOADING_ZO	METERED_ST	TIME_LIMIT	ILLEGAL
	7	0	0	1	0	0	
7:00AM	3	0	0	0	0	0	0
8:00AM	3	0	0	0	0	0	0
9:00AM	0	0	0	0	0	0	0
4:00PM	2	0	0	0	0	0	0
5:00PM	7	0	0	0	0	0	0
6:00PM	7	0	0	1	0	0	1

Saturday

Date 10/7/2017 Day Saturday

	STANDARD_S	ADA_STALLS	RESERVED_S	LOADING_ZO	METERED_ST	TIME_LIMIT	ILLEGAL
	7	0	0	1	0	0	
11:00AM	2	0	0	0	0	0	0
Noon	3	0	0	0	0	0	0
1:00PM	2	0	0	0	0	0	0
6:00PM	7	0	0	1	0	0	0
7:00PM	7	0	0	1	0	0	2
8:00PM	7	0	0	1	0	0	2

Long Beach Parking Study - Alamitos Beach On-Street Occupancy Survey

B06W

Weekday

Date 10/5/2017 Day Thursday

	STANDARD_S	ADA_STALLS	RESERVED_S	LOADING_ZO	METERED_ST	TIME_LIMIT	ILLEGAL
	14	0	0	0	0	0	
7:00AM	12	0	0	0	0	0	0
8:00AM	12	0	0	0	0	0	0
9:00AM	12	0	0	0	0	0	0
4:00PM	12	0	0	0	0	0	0
5:00PM	13	0	0	0	0	0	0
6:00PM	12	0	0	0	0	0	0

Saturday

Date 10/7/2017 Day Saturday

	STANDARD_S	ADA_STALLS	RESERVED_S	LOADING_ZO	METERED_ST	TIME_LIMIT	ILLEGAL
	14	0	0	0	0	0	
11:00AM	13	0	0	0	0	0	0
Noon	14	0	0	0	0	0	0
1:00PM	13	0	0	0	0	0	0
6:00PM	14	0	0	0	0	0	1
7:00PM	14	0	0	0	0	0	0
8:00PM	14	0	0	0	0	0	0

Long Beach Parking Study - Alamitos Beach On-Street Occupancy Survey**B07E****Weekday**

Date 10/5/2017 Day Thursday

	STANDARD_S	ADA_STALLS	RESERVED_S	LOADING_ZO	METERED_ST	TIME_LIMIT	ILLEGAL
	10	2	0	0	0	0	
7:00AM	8	2	0	0	0	0	0
8:00AM	2	1	0	0	0	0	0
9:00AM	3	0	0	0	0	0	0
4:00PM	8	0	0	0	0	0	0
5:00PM	10	0	0	0	0	0	0
6:00PM	11	1	0	0	0	0	0

Saturday

Date 10/7/2017 Day Saturday

	STANDARD_S	ADA_STALLS	RESERVED_S	LOADING_ZO	METERED_ST	TIME_LIMIT	ILLEGAL
	10	2	0	0	0	0	
11:00AM	10	2	0	0	0	0	0
Noon	10	2	0	0	0	0	0
1:00PM	9	2	0	0	0	0	0
6:00PM	10	2	0	0	0	0	0
7:00PM	10	2	0	0	0	0	0
8:00PM	10	2	0	0	0	0	0

Long Beach Parking Study - Alamitos Beach On-Street Occupancy Survey

B07N

Weekday

Date 10/5/2017 Day Thursday

	STANDARD_S	ADA_STALLS	RESERVED_S	LOADING_ZO	METERED_ST	TIME_LIMIT	ILLEGAL
	16	1	0	0	0	0	
7:00AM	11	0	0	0	0	0	0
8:00AM	6	0	0	0	0	0	0
9:00AM	4	0	0	0	0	0	0
4:00PM	14	1	0	0	0	0	0
5:00PM	15	1	0	0	0	0	0
6:00PM	15	1	0	0	0	0	0

Saturday

Date 10/7/2017 Day Saturday

	STANDARD_S	ADA_STALLS	RESERVED_S	LOADING_ZO	METERED_ST	TIME_LIMIT	ILLEGAL
	16	1	0	0	0	0	
11:00AM	16	1	0	0	0	0	0
Noon	16	1	0	0	0	0	0
1:00PM	16	1	0	0	0	0	0
6:00PM	16	1	0	0	0	0	1
7:00PM	16	1	0	0	0	0	0
8:00PM	16	1	0	0	0	0	0

Long Beach Parking Study - Alamitos Beach On-Street Occupancy Survey

B07S

Weekday

Date 10/5/2017 Day Thursday

	STANDARD_S	ADA_STALLS	RESERVED_S	LOADING_ZO	METERED_ST	TIME_LIMIT	ILLEGAL
	15	0	0	1	0	0	
7:00AM	8	0	0	1	0	0	0
8:00AM	6	0	0	1	0	0	0
9:00AM	1	0	0	0	0	0	0
4:00PM	5	0	0	0	0	0	0
5:00PM	15	0	0	0	0	0	0
6:00PM	16	0	0	0	0	0	0

Saturday

Date 10/7/2017 Day Saturday

	STANDARD_S	ADA_STALLS	RESERVED_S	LOADING_ZO	METERED_ST	TIME_LIMIT	ILLEGAL
	15	0	0	1	0	0	
11:00AM	11	0	0	0	0	0	0
Noon	12	0	0	0	0	0	0
1:00PM	7	0	0	0	0	0	0
6:00PM	15	0	0	1	0	0	0
7:00PM	15	0	0	1	0	0	0
8:00PM	15	0	0	1	0	0	0

Long Beach Parking Study - Alamitos Beach On-Street Occupancy Survey

B07W

Weekday

Date 10/5/2017 Day Thursday

	STANDARD_S	ADA_STALLS	RESERVED_S	LOADING_ZO	METERED_ST	TIME_LIMIT	ILLEGAL
	12	0	0	0	0	0	
7:00AM	11	0	0	0	0	0	0
8:00AM	8	0	0	0	0	0	0
9:00AM	2	0	0	0	0	0	0
4:00PM	12	0	0	0	0	0	0
5:00PM	11	0	0	0	0	0	0
6:00PM	11	0	0	0	0	0	0

Saturday

Date 10/7/2017 Day Saturday

	STANDARD_S	ADA_STALLS	RESERVED_S	LOADING_ZO	METERED_ST	TIME_LIMIT	ILLEGAL
	12	0	0	0	0	0	
11:00AM	12	0	0	0	0	0	1
Noon	12	0	0	0	0	0	0
1:00PM	12	0	0	0	0	0	0
6:00PM	12	0	0	0	0	0	2
7:00PM	12	0	0	0	0	0	0
8:00PM	12	0	0	0	0	0	1

Long Beach Parking Study - Alamitos Beach On-Street Occupancy Survey

BO8E

Weekday

Date 10/5/2017 Day Thursday

	STANDARD_S	ADA_STALLS	RESERVED_S	LOADING_ZO	METERED_ST	TIME_LIMIT	ILLEGAL
	22	0	0	0	0	0	
7:00AM	17	0	0	0	0	0	0
8:00AM	0	0	0	0	0	0	0
9:00AM	6	0	0	0	0	0	0
4:00PM	21	0	0	0	0	0	0
5:00PM	20	0	0	0	0	0	0
6:00PM	22	0	0	0	0	0	0

Saturday

Date 10/7/2017 Day Saturday

	STANDARD_S	ADA_STALLS	RESERVED_S	LOADING_ZO	METERED_ST	TIME_LIMIT	ILLEGAL
	22	0	0	0	0	0	
11:00AM	22	0	0	0	0	0	0
Noon	22	0	0	0	0	0	0
1:00PM	22	0	0	0	0	0	0
6:00PM	22	0	0	0	0	0	1
7:00PM	22	0	0	0	0	0	0
8:00PM	22	0	0	0	0	0	1

Long Beach Parking Study - Alamitos Beach On-Street Occupancy Survey

B08N

Weekday

Date 10/5/2017 Day Thursday

	STANDARD_S	ADA_STALLS	RESERVED_S	LOADING_ZO	METERED_ST	TIME_LIMIT	ILLEGAL
	10	0	0	0	0	0	
7:00AM	10	0	0	0	0	0	1
8:00AM	10	0	0	0	0	0	1
9:00AM	10	0	0	0	0	0	1
4:00PM	10	0	0	0	0	0	0
5:00PM	10	0	0	0	0	0	0
6:00PM	10	0	0	0	0	0	0

Saturday

Date 10/7/2017 Day Saturday

	STANDARD_S	ADA_STALLS	RESERVED_S	LOADING_ZO	METERED_ST	TIME_LIMIT	ILLEGAL
	10	0	0	0	0	0	
11:00AM	10	0	0	0	0	0	1
Noon	9	0	0	0	0	0	0
1:00PM	10	0	0	0	0	0	0
6:00PM	10	0	0	0	0	0	0
7:00PM	10	0	0	0	0	0	1
8:00PM	10	0	0	0	0	0	0

Long Beach Parking Study - Alamitos Beach On-Street Occupancy Survey

B08S

Weekday

Date 10/5/2017 Day Thursday

	STANDARD_S	ADA_STALLS	RESERVED_S	LOADING_ZO	METERED_ST	TIME_LIMIT	ILLEGAL
	8	0	0	1	0	2	
7:00AM	7	0	0	1	0	1	0
8:00AM	3	0	0	1	0	2	0
9:00AM	2	0	0	0	0	0	0
4:00PM	7	0	0	0	0	0	0
5:00PM	7	0	0	1	0	2	0
6:00PM	7	0	0	1	0	2	0

Saturday

Date 10/7/2017 Day Saturday

	STANDARD_S	ADA_STALLS	RESERVED_S	LOADING_ZO	METERED_ST	TIME_LIMIT	ILLEGAL
	8	0	0	1	0	2	
11:00AM	1	0	0	0	0	1	0
Noon	4	0	0	0	0	0	0
1:00PM	2	0	0	0	0	1	0
6:00PM	6	0	0	1	0	2	0
7:00PM	8	0	0	1	0	2	0
8:00PM	7	0	0	1	0	2	0

Long Beach Parking Study - Alamitos Beach On-Street Occupancy Survey**B08W****Weekday**

Date

10/5/2017

Day

Thursday

	STANDARD_S	ADA_STALLS	RESERVED_S	LOADING_ZO	METERED_ST	TIME_LIMIT	ILLEGAL
	20	0	0	0	0	0	
7:00AM	20	0	0	0	0	0	1
8:00AM	20	0	0	0	0	0	0
9:00AM	20	0	0	0	0	0	0
4:00PM	19	0	0	0	0	0	0
5:00PM	19	0	0	0	0	0	0
6:00PM	20	0	0	0	0	0	0

Saturday

Date

10/7/2017

Day

Saturday

	STANDARD_S	ADA_STALLS	RESERVED_S	LOADING_ZO	METERED_ST	TIME_LIMIT	ILLEGAL
	20	0	0	0	0	0	
11:00AM	20	0	0	0	0	0	1
Noon	20	0	0	0	0	0	0
1:00PM	19	0	0	0	0	0	0
6:00PM	19	0	0	0	0	0	0
7:00PM	20	0	0	0	0	0	2
8:00PM	20	0	0	0	0	0	2

Long Beach Parking Study - Alamitos Beach On-Street Occupancy Survey

B09E

Weekday

Date 10/5/2017 Day Thursday

	STANDARD_S	ADA_STALLS	RESERVED_S	LOADING_ZO	METERED_ST	TIME_LIMIT	ILLEGAL
	23	0	0	0	0	0	
7:00AM	22	0	0	0	0	0	0
8:00AM	22	0	0	0	0	0	0
9:00AM	23	0	0	0	0	0	0
4:00PM	20	0	0	0	0	0	0
5:00PM	21	0	0	0	0	0	0
6:00PM	19	0	0	0	0	0	0

Saturday

Date 10/7/2017 Day Saturday

	STANDARD_S	ADA_STALLS	RESERVED_S	LOADING_ZO	METERED_ST	TIME_LIMIT	ILLEGAL
	23	0	0	0	0	0	
11:00AM	22	0	0	0	0	0	0
Noon	21	0	0	0	0	0	0
1:00PM	23	0	0	0	0	0	0
6:00PM	23	0	0	0	0	0	1
7:00PM	23	0	0	0	0	0	0
8:00PM	23	0	0	0	0	0	2

Long Beach Parking Study - Alamitos Beach On-Street Occupancy Survey**B09N****Weekday**

Date 10/5/2017 Day Thursday

	STANDARD_S	ADA_STALLS	RESERVED_S	LOADING_ZO	METERED_ST	TIME_LIMIT	ILLEGAL
	11	0	0	0	0	0	
7:00AM	10	0	0	0	0	0	0
8:00AM	10	0	0	0	0	0	0
9:00AM	10	0	0	0	0	0	0
4:00PM	11	0	0	0	0	0	0
5:00PM	11	0	0	0	0	0	0
6:00PM	11	0	0	0	0	0	0

Saturday

Date 10/7/2017 Day Saturday

	STANDARD_S	ADA_STALLS	RESERVED_S	LOADING_ZO	METERED_ST	TIME_LIMIT	ILLEGAL
	11	0	0	0	0	0	
11:00AM	9	0	0	0	0	0	0
Noon	9	0	0	0	0	0	0
1:00PM	10	0	0	0	0	0	0
6:00PM	11	0	0	0	0	0	0
7:00PM	11	0	0	0	0	0	0
8:00PM	11	0	0	0	0	0	0

Long Beach Parking Study - Alamitos Beach On-Street Occupancy Survey**B09S****Weekday**

Date 10/5/2017 Day Thursday

	STANDARD_S	ADA_STALLS	RESERVED_S	LOADING_ZO	METERED_ST	TIME_LIMIT	ILLEGAL
	0	0	0	0	0	9	
7:00AM	0	0	0	0	0	7	0
8:00AM	0	0	0	0	0	7	0
9:00AM	0	0	0	0	0	5	0
4:00PM	0	0	0	0	0	9	0
5:00PM	0	0	0	0	0	8	0
6:00PM	0	0	0	0	0	8	0

Saturday

Date 10/7/2017 Day Saturday

	STANDARD_S	ADA_STALLS	RESERVED_S	LOADING_ZO	METERED_ST	TIME_LIMIT	ILLEGAL
	0	0	0	0	0	9	
11:00AM	0	0	0	0	0	6	0
Noon	0	0	0	0	0	7	0
1:00PM	0	0	0	0	0	7	0
6:00PM	0	0	0	0	0	6	0
7:00PM	0	0	0	0	0	8	0
8:00PM	0	0	0	0	0	9	0

Long Beach Parking Study - Alamitos Beach On-Street Occupancy Survey**B09W****Weekday**

Date 10/5/2017 Day Thursday

	STANDARD_S	ADA_STALLS	RESERVED_S	LOADING_ZO	METERED_ST	TIME_LIMIT	ILLEGAL
	27	1	0	0	0	0	
7:00AM	27	1	0	0	0	0	0
8:00AM	0	0	0	0	0	0	0
9:00AM	26	1	0	0	0	0	0
4:00PM	25	1	0	0	0	0	0
5:00PM	25	1	0	0	0	0	0
6:00PM	27	1	0	0	0	0	0

Saturday

Date 10/7/2017 Day Saturday

	STANDARD_S	ADA_STALLS	RESERVED_S	LOADING_ZO	METERED_ST	TIME_LIMIT	ILLEGAL
	27	1	0	0	0	0	
11:00AM	26	1	0	0	0	0	0
Noon	27	1	0	0	0	0	0
1:00PM	27	1	0	0	0	0	0
6:00PM	26	1	0	0	0	0	0
7:00PM	25	1	0	0	0	0	0
8:00PM	26	1	0	0	0	0	0

Long Beach Parking Study - Alamitos Beach On-Street Occupancy Survey**B10C****Weekday**

Date

10/5/2017

Day

Thursday

	STANDARD_S	ADA_STALLS	RESERVED_S	LOADING_ZO	METERED_ST	TIME_LIMIT	ILLEGAL
	7	0	0	0	0	0	
7:00AM	0	0	0	0	0	0	0
8:00AM	0	0	0	0	0	0	0
9:00AM	2	0	0	0	0	0	0
4:00PM	7	0	0	0	0	0	0
5:00PM	6	0	0	0	0	0	0
6:00PM	7	0	0	0	0	0	0

Saturday

Date

10/7/2017

Day

Saturday

	STANDARD_S	ADA_STALLS	RESERVED_S	LOADING_ZO	METERED_ST	TIME_LIMIT	ILLEGAL
	7	0	0	0	0	0	
11:00AM	7	0	0	0	0	0	0
Noon	6	0	0	0	0	0	0
1:00PM	7	0	0	0	0	0	0
6:00PM	7	0	0	0	0	0	0
7:00PM	7	0	0	0	0	0	0
8:00PM	7	0	0	0	0	0	0

Long Beach Parking Study - Alamitos Beach On-Street Occupancy Survey

B10E

Weekday

Date 10/5/2017 Day Thursday

	STANDARD_S	ADA_STALLS	RESERVED_S	LOADING_ZO	METERED_ST	TIME_LIMIT	ILLEGAL
	12	0	0	0	0	0	
7:00AM	7	0	0	0	0	0	0
8:00AM	0	0	0	0	0	0	0
9:00AM	0	0	0	0	0	0	0
4:00PM	10	0	0	0	0	0	0
5:00PM	10	0	0	0	0	0	0
6:00PM	10	0	0	0	0	0	0

Saturday

Date 10/7/2017 Day Saturday

	STANDARD_S	ADA_STALLS	RESERVED_S	LOADING_ZO	METERED_ST	TIME_LIMIT	ILLEGAL
	12	0	0	0	0	0	
11:00AM	11	0	0	0	0	0	0
Noon	10	0	0	0	0	0	0
1:00PM	9	0	0	0	0	0	0
6:00PM	10	0	0	0	0	0	0
7:00PM	10	0	0	0	0	0	0
8:00PM	10	0	0	0	0	0	0

Long Beach Parking Study - Alamitos Beach On-Street Occupancy Survey

B10N

Weekday

Date 10/5/2017 Day Thursday

	STANDARD_S	ADA_STALLS	RESERVED_S	LOADING_ZO	METERED_ST	TIME_LIMIT	ILLEGAL
	25	0	0	0	0	0	
7:00AM	24	0	0	0	0	0	0
8:00AM	25	0	0	0	0	0	0
9:00AM	25	0	0	0	0	0	0
4:00PM	23	0	0	0	0	0	0
5:00PM	23	0	0	0	0	0	0
6:00PM	21	0	0	0	0	0	0

Saturday

Date 10/7/2017 Day Saturday

	STANDARD_S	ADA_STALLS	RESERVED_S	LOADING_ZO	METERED_ST	TIME_LIMIT	ILLEGAL
	25	0	0	0	0	0	
11:00AM	25	0	0	0	0	0	0
Noon	23	0	0	0	0	0	0
1:00PM	25	0	0	0	0	0	0
6:00PM	25	0	0	0	0	0	1
7:00PM	25	0	0	0	0	0	2
8:00PM	25	0	0	0	0	0	1

Long Beach Parking Study - Alamitos Beach On-Street Occupancy Survey

B10S

Weekday

Date 10/5/2017 Day Thursday

	STANDARD_S	ADA_STALLS	RESERVED_S	LOADING_ZO	METERED_ST	TIME_LIMIT	ILLEGAL
	0	1	0	0	0	16	
7:00AM	0	1	0	0	0	9	0
8:00AM	0	1	0	0	0	6	0
9:00AM	0	1	0	0	0	0	0
4:00PM	0	0	0	0	0	14	0
5:00PM	0	0	0	0	0	16	0
6:00PM	0	0	0	0	0	16	1

Saturday

Date 10/7/2017 Day Saturday

	STANDARD_S	ADA_STALLS	RESERVED_S	LOADING_ZO	METERED_ST	TIME_LIMIT	ILLEGAL
	0	1	0	0	0	16	
11:00AM	0	1	0	0	0	15	0
Noon	0	1	0	0	0	12	0
1:00PM	0	1	0	0	0	13	0
6:00PM	0	1	0	0	0	16	1
7:00PM	0	1	0	0	0	16	2
8:00PM	0	1	0	0	0	16	2

Long Beach Parking Study - Alamitos Beach On-Street Occupancy Survey

B10W

Weekday

Date 10/5/2017 Day Thursday

	STANDARD_S	ADA_STALLS	RESERVED_S	LOADING_ZO	METERED_ST	TIME_LIMIT	ILLEGAL
	12	0	0	0	0	0	
7:00AM	5	0	0	0	0	0	0
8:00AM	2	0	0	0	0	0	0
9:00AM	1	0	0	0	0	0	0
4:00PM	12	0	0	0	0	0	0
5:00PM	12	0	0	0	0	0	1
6:00PM	12	0	0	0	0	0	1

Saturday

Date 10/7/2017 Day Saturday

	STANDARD_S	ADA_STALLS	RESERVED_S	LOADING_ZO	METERED_ST	TIME_LIMIT	ILLEGAL
	12	0	0	0	0	0	
11:00AM	12	0	0	0	0	0	1
Noon	12	0	0	0	0	0	3
1:00PM	12	0	0	0	0	0	2
6:00PM	12	0	0	0	0	0	1
7:00PM	12	0	0	0	0	0	1
8:00PM	12	0	0	0	0	0	2

Long Beach Parking Study - Alamitos Beach On-Street Occupancy Survey

BIICE

Weekday

Date 10/5/2017 Day Thursday

	STANDARD_S	ADA_STALLS	RESERVED_S	LOADING_ZO	METERED_ST	TIME_LIMIT	ILLEGAL
	7	0	0	0	0	1	
7:00AM	6	0	0	0	0	1	0
8:00AM	3	0	0	0	0	1	0
9:00AM	0	0	0	0	0	0	0
4:00PM	7	0	0	0	0	1	0
5:00PM	6	0	0	0	0	1	0
6:00PM	7	0	0	0	0	1	0

Saturday

Date 10/7/2017 Day Saturday

	STANDARD_S	ADA_STALLS	RESERVED_S	LOADING_ZO	METERED_ST	TIME_LIMIT	ILLEGAL
	7	0	0	0	0	1	
11:00AM	6	0	0	0	0	1	0
Noon	7	0	0	0	0	0	0
1:00PM	7	0	0	0	0	1	0
6:00PM	7	0	0	0	0	0	0
7:00PM	7	0	0	0	0	0	1
8:00PM	7	0	0	0	0	0	0

Long Beach Parking Study - Alamitos Beach On-Street Occupancy Survey**B I I C W****Weekday**

Date 10/5/2017 Day Thursday

	STANDARD_S	ADA_STALLS	RESERVED_S	LOADING_ZO	METERED_ST	TIME_LIMIT	ILLEGAL
	7	0	0	0	0	0	
7:00AM	7	0	0	0	0	0	0
8:00AM	7	0	0	0	0	0	0
9:00AM	0	0	0	0	0	0	0
4:00PM	7	0	0	0	0	0	0
5:00PM	7	0	0	0	0	0	0
6:00PM	7	0	0	0	0	0	0

Saturday

Date 10/7/2017 Day Saturday

	STANDARD_S	ADA_STALLS	RESERVED_S	LOADING_ZO	METERED_ST	TIME_LIMIT	ILLEGAL
	7	0	0	0	0	0	
11:00AM	7	0	0	0	0	0	0
Noon	6	0	0	0	0	0	0
1:00PM	7	0	0	0	0	0	0
6:00PM	7	0	0	0	0	0	0
7:00PM	7	0	0	0	0	0	0
8:00PM	6	0	0	0	0	0	0

Long Beach Parking Study - Alamitos Beach On-Street Occupancy Survey

B I I E

Weekday

Date 10/5/2017 Day Thursday

	STANDARD_S	ADA_STALLS	RESERVED_S	LOADING_ZO	METERED_ST	TIME_LIMIT	ILLEGAL
	5	0	0	0	0	0	
7:00AM	4	0	0	0	0	0	0
8:00AM	1	0	0	0	0	0	0
9:00AM	3	0	0	0	0	0	0
4:00PM	4	0	0	0	0	0	0
5:00PM	4	0	0	0	0	0	0
6:00PM	4	0	0	0	0	0	0

Saturday

Date 10/7/2017 Day Saturday

	STANDARD_S	ADA_STALLS	RESERVED_S	LOADING_ZO	METERED_ST	TIME_LIMIT	ILLEGAL
	5	0	0	0	0	0	
11:00AM	4	0	0	0	0	0	0
Noon	5	0	0	0	0	0	0
1:00PM	5	0	0	0	0	0	0
6:00PM	5	0	0	0	0	0	0
7:00PM	5	0	0	0	0	0	1
8:00PM	5	0	0	0	0	0	0

Long Beach Parking Study - Alamitos Beach On-Street Occupancy Survey

B I I W

Weekday

Date 10/5/2017 Day Thursday

	STANDARD_S	ADA_STALLS	RESERVED_S	LOADING_ZO	METERED_ST	TIME_LIMIT	ILLEGAL
	0	0	0	1	0	2	
7:00AM	0	0	0	1	0	1	0
8:00AM	0	0	0	1	0	2	0
9:00AM	0	0	0	0	0	1	0
4:00PM	0	0	0	0	0	2	0
5:00PM	0	0	0	0	0	1	0
6:00PM	0	0	0	0	0	1	0

Saturday

Date 10/7/2017 Day Saturday

	STANDARD_S	ADA_STALLS	RESERVED_S	LOADING_ZO	METERED_ST	TIME_LIMIT	ILLEGAL
	0	0	0	1	0	2	
11:00AM	0	0	0	1	0	2	0
Noon	0	0	0	0	0	1	0
1:00PM	0	0	0	0	0	0	0
6:00PM	0	0	0	0	0	1	0
7:00PM	0	0	0	1	0	2	0
8:00PM	0	0	0	1	0	1	0

Long Beach Parking Study - Alamitos Beach On-Street Occupancy Survey

B12E

Weekday

Date 10/5/2017 Day Thursday

	STANDARD_S	ADA_STALLS	RESERVED_S	LOADING_ZO	METERED_ST	TIME_LIMIT	ILLEGAL
	21	0	0	0	0	0	0
7:00AM	20	1	0	0	0	0	0
8:00AM	18	1	0	0	0	0	0
9:00AM	18	1	0	0	0	0	0
4:00PM	18	1	0	0	0	0	0
5:00PM	19	1	0	0	0	0	0
6:00PM	21	1	0	0	0	0	0

Saturday

Date 10/7/2017 Day Saturday

	STANDARD_S	ADA_STALLS	RESERVED_S	LOADING_ZO	METERED_ST	TIME_LIMIT	ILLEGAL
	21	0	0	0	0	0	0
11:00AM	21	1	0	0	0	0	0
Noon	19	1	0	0	0	0	0
1:00PM	21	1	0	0	0	0	0
6:00PM	21	1	0	0	0	0	1
7:00PM	21	0	0	0	0	0	1
8:00PM	21	0	0	0	0	0	0

Long Beach Parking Study - Alamitos Beach On-Street Occupancy Survey**B12N****Weekday**

Date

10/5/2017

Day

Thursday

	STANDARD_S	ADA_STALLS	RESERVED_S	LOADING_ZO	METERED_ST	TIME_LIMIT	ILLEGAL
	8	0	0	0	0	1	
7:00AM	3	0	0	0	0	1	0
8:00AM	2	0	0	0	0	1	0
9:00AM	2	0	0	0	0	1	0
4:00PM	4	0	0	0	0	0	0
5:00PM	6	0	0	0	0	0	0
6:00PM	8	0	0	0	0	1	0

Saturday

Date

10/7/2017

Day

Saturday

	STANDARD_S	ADA_STALLS	RESERVED_S	LOADING_ZO	METERED_ST	TIME_LIMIT	ILLEGAL
	8	0	0	0	0	1	
11:00AM	5	0	0	0	0	0	0
Noon	3	0	0	0	0	0	0
1:00PM	4	0	0	0	0	0	0
6:00PM	8	0	0	0	0	1	0
7:00PM	8	0	0	0	0	0	0
8:00PM	8	0	0	0	0	1	0

Long Beach Parking Study - Alamitos Beach On-Street Occupancy Survey**B12S****Weekday**

Date

10/5/2017

Day

Thursday

	STANDARD_S	ADA_STALLS	RESERVED_S	LOADING_ZO	METERED_ST	TIME_LIMIT	ILLEGAL
	18	0	0	0	0	0	
7:00AM	15	0	0	0	0	0	0
8:00AM	14	0	0	0	0	0	0
9:00AM	10	0	0	0	0	0	0
4:00PM	8	0	0	0	0	0	0
5:00PM	10	0	0	0	0	0	0
6:00PM	13	0	0	0	0	0	0

Saturday

Date

10/7/2017

Day

Saturday

	STANDARD_S	ADA_STALLS	RESERVED_S	LOADING_ZO	METERED_ST	TIME_LIMIT	ILLEGAL
	18	0	0	0	0	0	
11:00AM	15	0	0	0	0	0	0
Noon	15	0	0	0	0	0	0
1:00PM	16	0	0	0	0	0	0
6:00PM	16	0	0	0	0	0	0
7:00PM	16	0	0	0	0	0	0
8:00PM	16	0	0	0	0	0	0

Long Beach Parking Study - Alamitos Beach On-Street Occupancy Survey**B12W****Weekday**

Date

10/5/2017

Day

Thursday

	STANDARD_S	ADA_STALLS	RESERVED_S	LOADING_ZO	METERED_ST	TIME_LIMIT
	11	0	0	0	0	0
7:00AM	9	0	0	0	0	0
8:00AM	5	0	0	0	0	0
9:00AM	5	0	0	0	0	0
4:00PM	6	0	0	0	0	0
5:00PM	4	0	0	0	0	0
6:00PM	7	0	0	0	0	0

Saturday

Date

10/7/2017

Day

Saturday

	STANDARD_S	ADA_STALLS	RESERVED_S	LOADING_ZO	METERED_ST	TIME_LIMIT
	11	0	0	0	0	0
11:00AM	10	0	0	0	0	0
Noon	6	0	0	0	0	0
1:00PM	6	0	0	0	0	0
6:00PM	10	0	0	0	0	0
7:00PM	10	0	0	0	0	0
8:00PM	10	0	0	0	0	0

Long Beach Parking Study - Alamitos Beach On-Street Occupancy Survey

B13E

Weekday

Date 10/5/2017 Day Thursday

	STANDARD_S	ADA_STALLS	RESERVED_S	LOADING_ZO	METERED_ST	TIME_LIMIT	ILLEGAL
	13	0	0	0	0	0	0
7:00AM	13	0	0	0	0	0	0
8:00AM	13	0	0	0	0	0	0
9:00AM	12	0	0	0	0	0	0
4:00PM	13	0	0	0	0	0	0
5:00PM	13	0	0	0	0	0	1
6:00PM	13	0	0	0	0	0	1

Saturday

Date 10/7/2017 Day Saturday

	STANDARD_S	ADA_STALLS	RESERVED_S	LOADING_ZO	METERED_ST	TIME_LIMIT	ILLEGAL
	13	0	0	0	0	0	0
11:00AM	13	0	0	0	0	0	1
Noon	13	0	0	0	0	0	1
1:00PM	13	0	0	0	0	0	2
6:00PM	13	0	0	0	0	0	1
7:00PM	13	0	0	0	0	0	1
8:00PM	13	0	0	0	0	0	2

Long Beach Parking Study - Alamitos Beach On-Street Occupancy Survey**B13N****Weekday**

Date 10/5/2017 Day Thursday

	STANDARD_S	ADA_STALLS	RESERVED_S	LOADING_ZO	METERED_ST	TIME_LIMIT	ILLEGAL
	0	0	0	2	0	15	
7:00AM	0	0	0	1	0	14	0
8:00AM	0	0	0	1	0	9	0
9:00AM	0	0	0	0	0	5	0
4:00PM	0	0	0	0	0	7	0
5:00PM	0	0	0	1	0	11	0
6:00PM	0	0	0	1	0	13	0

Saturday

Date 10/7/2017 Day Saturday

	STANDARD_S	ADA_STALLS	RESERVED_S	LOADING_ZO	METERED_ST	TIME_LIMIT	ILLEGAL
	0	0	0	2	0	15	
11:00AM	0	0	0	1	0	9	0
Noon	0	0	0	0	0	4	0
1:00PM	0	0	0	1	0	6	0
6:00PM	0	0	0	1	0	14	0
7:00PM	0	0	0	0	0	14	0
8:00PM	0	0	0	1	0	13	0

Long Beach Parking Study - Alamitos Beach On-Street Occupancy Survey

B13S

Weekday

Date 10/5/2017 Day Thursday

	STANDARD_S	ADA_STALLS	RESERVED_S	LOADING_ZO	METERED_ST	TIME_LIMIT	ILLEGAL
	19	1	0	0	0	0	
7:00AM	14	1	0	0	0	0	0
8:00AM	14	1	0	0	0	0	0
9:00AM	15	1	0	0	0	0	0
4:00PM	16	1	0	0	0	0	0
5:00PM	17	1	0	0	0	0	0
6:00PM	18	1	0	0	0	0	0

Saturday

Date 10/7/2017 Day Saturday

	STANDARD_S	ADA_STALLS	RESERVED_S	LOADING_ZO	METERED_ST	TIME_LIMIT	ILLEGAL
	19	1	0	0	0	0	
11:00AM	19	0	0	0	0	0	0
Noon	18	1	0	0	0	0	0
1:00PM	17	1	0	0	0	0	0
6:00PM	19	1	0	0	0	0	1
7:00PM	19	1	0	0	0	0	1
8:00PM	19	1	0	0	0	0	1

Long Beach Parking Study - Alamitos Beach On-Street Occupancy Survey

B13W

Weekday

Date 10/5/2017 Day Thursday

	STANDARD_S	ADA_STALLS	RESERVED_S	LOADING_ZO	METERED_ST	TIME_LIMIT	ILLEGAL
	12	0	0	0	0	0	0
7:00AM	12	0	0	0	0	0	0
8:00AM	12	0	0	0	0	0	0
9:00AM	10	0	0	0	0	0	0
4:00PM	10	0	0	0	0	0	0
5:00PM	9	0	0	0	0	0	0
6:00PM	11	0	0	0	0	0	0

Saturday

Date 10/7/2017 Day Saturday

	STANDARD_S	ADA_STALLS	RESERVED_S	LOADING_ZO	METERED_ST	TIME_LIMIT	ILLEGAL
	12	0	0	0	0	0	0
11:00AM	12	0	0	0	0	0	2
Noon	12	0	0	0	0	0	1
1:00PM	11	0	0	0	0	0	0
6:00PM	12	0	0	0	0	0	1
7:00PM	12	0	0	0	0	0	2
8:00PM	12	0	0	0	0	0	2

Long Beach Parking Study - Alamitos Beach On-Street Occupancy Survey

B14E

Weekday

Date 10/5/2017 Day Thursday

	STANDARD_S	ADA_STALLS	RESERVED_S	LOADING_ZO	METERED_ST	TIME_LIMIT	ILLEGAL
	14	1	0	0	0	2	0
7:00AM	14	1	0	0	0	2	1
8:00AM	12	1	0	0	0	2	0
9:00AM	13	1	0	0	0	2	0
4:00PM	14	1	0	0	0	1	0
5:00PM	14	1	0	0	0	2	0
6:00PM	13	1	0	0	0	2	0

Saturday

Date 10/7/2017 Day Saturday

	STANDARD_S	ADA_STALLS	RESERVED_S	LOADING_ZO	METERED_ST	TIME_LIMIT	ILLEGAL
	14	1	0	0	0	2	0
11:00AM	14	1	0	0	0	1	1
Noon	13	1	0	0	0	1	0
1:00PM	13	1	0	0	0	0	0
6:00PM	14	1	0	0	0	2	0
7:00PM	14	1	0	0	0	2	0
8:00PM	14	1	0	0	0	1	2

Long Beach Parking Study - Alamitos Beach On-Street Occupancy Survey

B14N

Weekday

Date 10/5/2017 Day Thursday

	STANDARD_S	ADA_STALLS	RESERVED_S	LOADING_ZO	METERED_ST	TIME_LIMIT	ILLEGAL
	15	0	0	2	0	2	
7:00AM	10	0	0	1	0	1	0
8:00AM	11	0	0	1	0	1	0
9:00AM	11	0	0	2	0	2	0
4:00PM	12	0	0	0	0	0	0
5:00PM	13	0	0	0	0	1	0
6:00PM	13	0	0	2	0	2	0

Saturday

Date 10/7/2017 Day Saturday

	STANDARD_S	ADA_STALLS	RESERVED_S	LOADING_ZO	METERED_ST	TIME_LIMIT	ILLEGAL
	15	0	0	2	0	2	
11:00AM	12	0	0	1	0	1	0
Noon	11	0	0	0	0	0	0
1:00PM	11	0	0	1	0	1	0
6:00PM	13	0	0	0	0	1	0
7:00PM	15	0	0	0	0	2	2
8:00PM	15	0	0	2	0	1	2

Long Beach Parking Study - Alamitos Beach On-Street Occupancy Survey

B14W

Weekday

Date 10/5/2017 Day Thursday

	STANDARD_S	ADA_STALLS	RESERVED_S	LOADING_ZO	METERED_ST	TIME_LIMIT	ILLEGAL
	22	0	0	0	0	0	0
7:00AM	22	0	0	0	0	0	5
8:00AM	22	0	0	0	0	0	2
9:00AM	22	0	0	0	0	0	1
4:00PM	22	0	0	0	0	0	2
5:00PM	22	0	0	0	0	0	3
6:00PM	22	0	0	0	0	0	5

Saturday

Date 10/7/2017 Day Saturday

	STANDARD_S	ADA_STALLS	RESERVED_S	LOADING_ZO	METERED_ST	TIME_LIMIT	ILLEGAL
	22	0	0	0	0	0	0
11:00AM	22	0	0	0	0	0	6
Noon	22	0	0	0	0	0	6
1:00PM	22	0	0	0	0	0	7
6:00PM	22	0	0	0	0	0	7
7:00PM	22	0	0	0	0	0	4
8:00PM	22	0	0	0	0	0	10

Long Beach Parking Study - Alamitos Beach On-Street Occupancy Survey

B15S

Weekday

Date 10/5/2017 Day Thursday

	STANDARD_S	ADA_STALLS	RESERVED_S	LOADING_ZO	METERED_ST	TIME_LIMIT	ILLEGAL
	18	0	0	0	0	1	
7:00AM	16	0	0	0	0	1	0
8:00AM	12	0	0	0	0	0	0
9:00AM	16	0	0	0	0	0	0
4:00PM	18	0	0	0	0	1	0
5:00PM	18	0	0	0	0	1	1
6:00PM	18	0	0	0	0	1	0

Saturday

Date 10/7/2017 Day Saturday

	STANDARD_S	ADA_STALLS	RESERVED_S	LOADING_ZO	METERED_ST	TIME_LIMIT	ILLEGAL
	18	0	0	0	0	1	
11:00AM	16	0	0	0	0	1	0
Noon	18	0	0	0	0	1	1
1:00PM	17	0	0	0	0	1	1
6:00PM	18	0	0	0	0	1	1
7:00PM	18	0	0	0	0	1	1
8:00PM	18	0	0	0	0	1	2

Long Beach Parking Study - Alamitos Beach On-Street Occupancy Survey

B16E

Weekday

Date 10/5/2017 Day Thursday

	STANDARD_S	ADA_STALLS	RESERVED_S	LOADING_ZO	METERED_ST	TIME_LIMIT	ILLEGAL
	11	0	0	0	0	0	
7:00AM	8	0	0	0	0	0	0
8:00AM	11	0	0	0	0	0	0
9:00AM	11	0	0	0	0	0	0
4:00PM	10	0	0	0	0	0	0
5:00PM	10	0	0	0	0	0	0
6:00PM	10	0	0	0	0	0	0

Saturday

Date 10/7/2017 Day Saturday

	STANDARD_S	ADA_STALLS	RESERVED_S	LOADING_ZO	METERED_ST	TIME_LIMIT	ILLEGAL
	11	0	0	0	0	0	
11:00AM	11	0	0	0	0	0	0
Noon	11	0	0	0	0	0	0
1:00PM	11	0	0	0	0	0	0
6:00PM	11	0	0	0	0	0	0
7:00PM	11	0	0	0	0	0	0
8:00PM	11	0	0	0	0	0	0

Long Beach Parking Study - Alamitos Beach On-Street Occupancy Survey

B16S

Weekday

Date 10/5/2017 Day Thursday

	STANDARD_S	ADA_STALLS	RESERVED_S	LOADING_ZO	METERED_ST	TIME_LIMIT	ILLEGAL
	20	0	0	0	0	0	
7:00AM	19	0	0	0	0	0	0
8:00AM	16	0	0	0	0	0	0
9:00AM	20	0	0	0	0	0	2
4:00PM	14	0	0	0	0	0	0
5:00PM	17	0	0	0	0	0	0
6:00PM	20	0	0	0	0	0	2

Saturday

Date 10/7/2017 Day Saturday

	STANDARD_S	ADA_STALLS	RESERVED_S	LOADING_ZO	METERED_ST	TIME_LIMIT	ILLEGAL
	20	0	0	0	0	0	
11:00AM	18	0	0	0	0	0	0
Noon	19	0	0	0	0	0	0
1:00PM	17	0	0	0	0	0	0
6:00PM	20	0	0	0	0	0	3
7:00PM	20	0	0	0	0	0	2
8:00PM	20	0	0	0	0	0	3

Long Beach Parking Study - Alamitos Beach On-Street Occupancy Survey**B16W****Weekday**

Date 10/5/2017 Day Thursday

	STANDARD_S	ADA_STALLS	RESERVED_S	LOADING_ZO	METERED_ST	TIME_LIMIT	ILLEGAL
	9	0	0	0	0	0	
7:00AM	8	0	0	0	0	0	0
8:00AM	7	0	0	0	0	0	0
9:00AM	4	0	0	0	0	0	0
4:00PM	7	0	0	0	0	0	0
5:00PM	9	0	0	0	0	0	0
6:00PM	9	0	0	0	0	0	0

Saturday

Date 10/7/2017 Day Saturday

	STANDARD_S	ADA_STALLS	RESERVED_S	LOADING_ZO	METERED_ST	TIME_LIMIT	ILLEGAL
	9	0	0	0	0	0	
11:00AM	9	0	0	0	0	0	0
Noon	8	0	0	0	0	0	0
1:00PM	8	0	0	0	0	0	0
6:00PM	9	0	0	0	0	0	0
7:00PM	9	0	0	0	0	0	0
8:00PM	9	0	0	0	0	0	0

Long Beach Parking Study - Alamitos Beach On-Street Occupancy Survey

B17E

Weekday

Date 10/5/2017 Day Thursday

	STANDARD_S	ADA_STALLS	RESERVED_S	LOADING_ZO	METERED_ST	TIME_LIMIT	ILLEGAL
	10	0	0	0	0	0	
7:00AM	9	0	0	0	0	0	0
8:00AM	8	0	0	0	0	0	0
9:00AM	2	0	0	0	0	0	0
4:00PM	9	0	0	0	0	0	0
5:00PM	9	0	0	0	0	0	0
6:00PM	9	0	0	0	0	0	0

Saturday

Date 10/7/2017 Day Saturday

	STANDARD_S	ADA_STALLS	RESERVED_S	LOADING_ZO	METERED_ST	TIME_LIMIT	ILLEGAL
	10	0	0	0	0	0	
11:00AM	10	0	0	0	0	0	2
Noon	10	0	0	0	0	0	1
1:00PM	9	0	0	0	0	0	1
6:00PM	10	0	0	0	0	0	2
7:00PM	10	0	0	0	0	0	2
8:00PM	10	0	0	0	0	0	1

Long Beach Parking Study - Alamitos Beach On-Street Occupancy Survey**B17N****Weekday**

Date 10/5/2017 Day Thursday

	STANDARD_S	ADA_STALLS	RESERVED_S	LOADING_ZO	METERED_ST	TIME_LIMIT	ILLEGAL
	18	2	0	0	0	2	
7:00AM	16	1	0	0	0	1	0
8:00AM	17	0	0	0	0	0	0
9:00AM	18	1	0	0	0	0	0
4:00PM	12	1	0	0	0	0	0
5:00PM	13	1	0	0	0	0	0
6:00PM	16	2	0	0	0	1	0

Saturday

Date 10/7/2017 Day Saturday

	STANDARD_S	ADA_STALLS	RESERVED_S	LOADING_ZO	METERED_ST	TIME_LIMIT	ILLEGAL
	18	2	0	0	0	2	
11:00AM	16	2	0	0	0	0	0
Noon	14	2	0	0	0	0	0
1:00PM	14	2	0	0	0	0	0
6:00PM	18	2	0	0	0	0	0
7:00PM	17	2	0	0	0	2	0
8:00PM	17	2	0	0	0	2	0

Long Beach Parking Study - Alamitos Beach On-Street Occupancy Survey

B17S

Weekday

Date 10/5/2017 Day Thursday

	STANDARD_S	ADA_STALLS	RESERVED_S	LOADING_ZO	METERED_ST	TIME_LIMIT	ILLEGAL
	29	0	0	0	0	0	
7:00AM	27	0	0	0	0	0	0
8:00AM	27	0	0	0	0	0	0
9:00AM	26	0	0	0	0	0	0
4:00PM	24	0	0	0	0	0	0
5:00PM	28	0	0	0	0	0	0
6:00PM	27	0	0	0	0	0	0

Saturday

Date 10/7/2017 Day Saturday

	STANDARD_S	ADA_STALLS	RESERVED_S	LOADING_ZO	METERED_ST	TIME_LIMIT	ILLEGAL
	29	0	0	0	0	0	
11:00AM	27	0	0	0	0	0	0
Noon	24	0	0	0	0	0	0
1:00PM	24	0	0	0	0	0	0
6:00PM	29	0	0	0	0	0	0
7:00PM	29	0	0	0	0	0	1
8:00PM	29	0	0	0	0	0	1

Long Beach Parking Study - Alamitos Beach On-Street Occupancy Survey

B17W

Weekday

Date 10/5/2017 Day Thursday

	STANDARD_S	ADA_STALLS	RESERVED_S	LOADING_ZO	METERED_ST	TIME_LIMIT	ILLEGAL
	11	0	0	0	0	0	
7:00AM	8	0	0	0	0	0	0
8:00AM	3	0	0	0	0	0	0
9:00AM	3	0	0	0	0	0	0
4:00PM	10	0	0	0	0	0	0
5:00PM	10	0	0	0	0	0	0
6:00PM	11	0	0	0	0	0	0

Saturday

Date 10/7/2017 Day Saturday

	STANDARD_S	ADA_STALLS	RESERVED_S	LOADING_ZO	METERED_ST	TIME_LIMIT	ILLEGAL
	11	0	0	0	0	0	
11:00AM	10	0	0	0	0	0	0
Noon	10	0	0	0	0	0	0
1:00PM	10	0	0	0	0	0	0
6:00PM	11	0	0	0	0	0	1
7:00PM	11	0	0	0	0	0	1
8:00PM	11	0	0	0	0	0	0

Long Beach Parking Study - Alamitos Beach On-Street Occupancy Survey

B18E

Weekday

Date 10/5/2017 Day Thursday

	STANDARD_S	ADA_STALLS	RESERVED_S	LOADING_ZO	METERED_ST	TIME_LIMIT	ILLEGAL
	9	0	0	0	0	0	
7:00AM	9	0	0	0	0	0	1
8:00AM	9	0	0	0	0	0	0
9:00AM	9	0	0	0	0	0	0
4:00PM	9	0	0	0	0	0	1
5:00PM	9	0	0	0	0	0	0
6:00PM	9	0	0	0	0	0	1

Saturday

Date 10/7/2017 Day Saturday

	STANDARD_S	ADA_STALLS	RESERVED_S	LOADING_ZO	METERED_ST	TIME_LIMIT	ILLEGAL
	9	0	0	0	0	0	
11:00AM	9	0	0	0	0	0	3
Noon	9	0	0	0	0	0	2
1:00PM	9	0	0	0	0	0	0
6:00PM	9	0	0	0	0	0	2
7:00PM	9	0	0	0	0	0	2
8:00PM	9	0	0	0	0	0	3

Long Beach Parking Study - Alamitos Beach On-Street Occupancy Survey

B18N

Weekday

Date 10/5/2017 Day Thursday

	STANDARD_S	ADA_STALLS	RESERVED_S	LOADING_ZO	METERED_ST	TIME_LIMIT	ILLEGAL
	22	1	0	1	0	2	
7:00AM	16	1	0	1	0	2	0
8:00AM	21	1	0	1	0	2	0
9:00AM	22	1	0	1	0	2	0
4:00PM	21	1	0	1	0	2	0
5:00PM	22	1	0	0	0	1	1
6:00PM	22	1	0	0	0	1	1

Saturday

Date 10/7/2017 Day Saturday

	STANDARD_S	ADA_STALLS	RESERVED_S	LOADING_ZO	METERED_ST	TIME_LIMIT	ILLEGAL
	22	1	0	1	0	2	
11:00AM	18	1	0	1	0	2	0
Noon	14	1	0	1	0	2	0
1:00PM	16	1	0	1	0	2	0
6:00PM	22	1	0	1	0	2	1
7:00PM	22	1	0	0	0	0	2
8:00PM	22	1	0	0	0	0	2

Long Beach Parking Study - Alamitos Beach On-Street Occupancy Survey

B18S

Weekday

Date 10/5/2017 Day Thursday

	STANDARD_S	ADA_STALLS	RESERVED_S	LOADING_ZO	METERED_ST	TIME_LIMIT	ILLEGAL
	28	0	0	0	0	0	
7:00AM	28	0	0	0	0	0	0
8:00AM	28	0	0	0	0	0	1
9:00AM	28	0	0	0	0	0	0
4:00PM	21	0	0	0	0	0	0
5:00PM	28	0	0	0	0	0	0
6:00PM	27	0	0	0	0	0	0

Saturday

Date 10/7/2017 Day Saturday

	STANDARD_S	ADA_STALLS	RESERVED_S	LOADING_ZO	METERED_ST	TIME_LIMIT	ILLEGAL
	28	0	0	0	0	0	
11:00AM	25	0	0	0	0	0	0
Noon	23	0	0	0	0	0	0
1:00PM	26	0	0	0	0	0	0
6:00PM	28	0	0	0	0	0	2
7:00PM	28	0	0	0	0	0	3
8:00PM	28	0	0	0	0	0	2

Long Beach Parking Study - Alamitos Beach On-Street Occupancy Survey**B18W****Weekday**

Date 10/5/2017 Day Thursday

	STANDARD_S	ADA_STALLS	RESERVED_S	LOADING_ZO	METERED_ST	TIME_LIMIT	ILLEGAL
	10	0	0	0	0	0	
7:00AM	10	0	0	0	0	0	0
8:00AM	10	0	0	0	0	0	0
9:00AM	9	0	0	0	0	0	0
4:00PM	10	0	0	0	0	0	0
5:00PM	10	0	0	0	0	0	0
6:00PM	10	0	0	0	0	0	0

Saturday

Date 10/7/2017 Day Saturday

	STANDARD_S	ADA_STALLS	RESERVED_S	LOADING_ZO	METERED_ST	TIME_LIMIT	ILLEGAL
	10	0	0	0	0	0	
11:00AM	10	0	0	0	0	0	0
Noon	10	0	0	0	0	0	0
1:00PM	9	0	0	0	0	0	0
6:00PM	10	0	0	0	0	0	0
7:00PM	10	0	0	0	0	0	0
8:00PM	10	0	0	0	0	0	0

Long Beach Parking Study - Alamitos Beach On-Street Occupancy Survey**B19E****Weekday**

Date 10/5/2017 Day Thursday

	STANDARD_S	ADA_STALLS	RESERVED_S	LOADING_ZO	METERED_ST	TIME_LIMIT	ILLEGAL
	5	0	0	0	0	0	
7:00AM	2	0	0	0	0	0	0
8:00AM	0	0	0	0	0	0	0
9:00AM	0	0	0	0	0	0	0
4:00PM	4	0	0	0	0	0	0
5:00PM	4	0	0	0	0	0	0
6:00PM	4	0	0	0	0	0	0

Saturday

Date 10/7/2017 Day Saturday

	STANDARD_S	ADA_STALLS	RESERVED_S	LOADING_ZO	METERED_ST	TIME_LIMIT	ILLEGAL
	5	0	0	0	0	0	
11:00AM	5	0	0	0	0	0	0
Noon	5	0	0	0	0	0	0
1:00PM	5	0	0	0	0	0	0
6:00PM	5	0	0	0	0	0	0
7:00PM	5	0	0	0	0	0	0
8:00PM	5	0	0	0	0	0	0

Long Beach Parking Study - Alamitos Beach On-Street Occupancy Survey

B19N

Weekday

Date 10/5/2017 Day Thursday

	STANDARD_S	ADA_STALLS	RESERVED_S	LOADING_ZO	METERED_ST	TIME_LIMIT	ILLEGAL
	0	0	0	0	0	13	
7:00AM	0	0	0	0	0	13	0
8:00AM	0	0	0	0	0	13	1
9:00AM	0	0	0	0	0	12	0
4:00PM	0	0	0	0	0	13	0
5:00PM	0	0	0	0	0	12	0
6:00PM	0	0	0	0	0	13	3

Saturday

Date 10/7/2017 Day Saturday

	STANDARD_S	ADA_STALLS	RESERVED_S	LOADING_ZO	METERED_ST	TIME_LIMIT	ILLEGAL
	0	0	0	0	0	13	
11:00AM	0	0	0	0	0	11	0
Noon	0	0	0	0	0	13	0
1:00PM	0	0	0	0	0	7	0
6:00PM	0	0	0	0	0	13	3
7:00PM	0	0	0	0	0	13	2
8:00PM	0	0	0	0	0	13	3

Long Beach Parking Study - Alamitos Beach On-Street Occupancy Survey

B19S

Weekday

Date 10/5/2017 Day Thursday

	STANDARD_S	ADA_STALLS	RESERVED_S	LOADING_ZO	METERED_ST	TIME_LIMIT	ILLEGAL
	16	0	0	0	0	0	
7:00AM	16	0	0	0	0	0	0
8:00AM	16	0	0	0	0	0	1
9:00AM	16	0	0	0	0	0	1
4:00PM	15	0	0	0	0	0	0
5:00PM	16	0	0	0	0	0	2
6:00PM	16	0	0	0	0	0	1

Saturday

Date 10/7/2017 Day Saturday

	STANDARD_S	ADA_STALLS	RESERVED_S	LOADING_ZO	METERED_ST	TIME_LIMIT	ILLEGAL
	16	0	0	0	0	0	
11:00AM	16	0	0	0	0	0	0
Noon	16	0	0	0	0	0	0
1:00PM	16	0	0	0	0	0	0
6:00PM	16	0	0	0	0	0	1
7:00PM	16	0	0	0	0	0	2
8:00PM	16	0	0	0	0	0	2

Long Beach Parking Study - Alamitos Beach On-Street Occupancy Survey**B19W****Weekday**

Date 10/5/2017 Day Thursday

	STANDARD_S	ADA_STALLS	RESERVED_S	LOADING_ZO	METERED_ST	TIME_LIMIT	ILLEGAL
	9	0	0	0	0	0	
7:00AM	3	0	0	0	0	0	0
8:00AM	2	0	0	0	0	0	0
9:00AM	3	0	0	0	0	0	0
4:00PM	9	0	0	0	0	0	0
5:00PM	8	0	0	0	0	0	0
6:00PM	9	0	0	0	0	0	0

Saturday

Date 10/7/2017 Day Saturday

	STANDARD_S	ADA_STALLS	RESERVED_S	LOADING_ZO	METERED_ST	TIME_LIMIT	ILLEGAL
	9	0	0	0	0	0	
11:00AM	9	0	0	0	0	0	0
Noon	9	0	0	0	0	0	0
1:00PM	9	0	0	0	0	0	0
6:00PM	9	0	0	0	0	0	0
7:00PM	9	0	0	0	0	0	0
8:00PM	8	0	0	0	0	0	0

Long Beach Parking Study - Alamitos Beach On-Street Occupancy Survey

B20S

Weekday

Date 10/5/2017 Day Thursday

	STANDARD_S	ADA_STALLS	RESERVED_S	LOADING_ZO	METERED_ST	TIME_LIMIT	ILLEGAL
	25	2	0	0	0	0	
7:00AM	24	2	0	0	0	0	0
8:00AM	25	2	0	0	0	0	0
9:00AM	24	2	0	0	0	0	0
4:00PM	22	0	0	0	0	0	0
5:00PM	24	1	0	0	0	0	0
6:00PM	23	1	0	0	0	0	0

Saturday

Date 10/7/2017 Day Saturday

	STANDARD_S	ADA_STALLS	RESERVED_S	LOADING_ZO	METERED_ST	TIME_LIMIT	ILLEGAL
	25	2	0	0	0	0	
11:00AM	25	1	0	0	0	0	1
Noon	25	1	0	0	0	0	1
1:00PM	25	2	0	0	0	0	1
6:00PM	25	2	0	0	0	0	1
7:00PM	25	2	0	0	0	0	2
8:00PM	25	2	0	0	0	0	2

Long Beach Parking Study - Alamitos Beach On-Street Occupancy Survey**B20W****Weekday**

Date

10/5/2017

Day

Thursday

	STANDARD_S	ADA_STALLS	RESERVED_S	LOADING_ZO	METERED_ST	TIME_LIMIT	ILLEGAL
	3	0	0	0	0	3	
7:00AM	3	0	0	0	0	3	2
8:00AM	3	0	0	0	0	3	3
9:00AM	3	0	0	0	0	3	0
4:00PM	2	0	0	0	0	3	0
5:00PM	1	0	0	0	0	3	0
6:00PM	3	0	0	0	0	3	0

Saturday

Date

10/7/2017

Day

Saturday

	STANDARD_S	ADA_STALLS	RESERVED_S	LOADING_ZO	METERED_ST	TIME_LIMIT	ILLEGAL
	3	0	0	0	0	3	
11:00AM	3	0	0	0	0	3	0
Noon	2	0	0	0	0	3	0
1:00PM	3	0	0	0	0	3	0
6:00PM	3	0	0	0	0	3	0
7:00PM	3	0	0	0	0	3	0
8:00PM	3	0	0	0	0	3	0

Long Beach Parking Study - Alamitos Beach On-Street Occupancy Survey**B21S****Weekday**

Date

10/5/2017

Day

Thursday

	STANDARD_S	ADA_STALLS	RESERVED_S	LOADING_ZO	METERED_ST	TIME_LIMIT	ILLEGAL
	8	0	0	1	0	0	
7:00AM	8	0	0	1	0	0	0
8:00AM	8	0	0	1	0	0	0
9:00AM	8	0	0	0	0	0	0
4:00PM	8	0	0	0	0	0	0
5:00PM	7	0	0	0	0	0	0
6:00PM	8	0	0	1	0	0	0

Saturday

Date

10/7/2017

Day

Saturday

	STANDARD_S	ADA_STALLS	RESERVED_S	LOADING_ZO	METERED_ST	TIME_LIMIT	ILLEGAL
	8	0	0	1	0	0	
11:00AM	7	0	0	0	0	0	0
Noon	8	0	0	1	0	0	0
1:00PM	8	0	0	1	0	0	1
6:00PM	8	0	0	1	0	0	1
7:00PM	8	0	0	0	0	0	0
8:00PM	8	0	0	1	0	0	0

Long Beach Parking Study - Alamitos Beach On-Street Occupancy Survey

B22N

Weekday

Date 10/5/2017 Day Thursday

	STANDARD_S	ADA_STALLS	RESERVED_S	LOADING_ZO	METERED_ST	TIME_LIMIT	ILLEGAL
	24	0	0	0	0	0	
7:00AM	19	0	0	0	0	0	0
8:00AM	8	0	0	0	0	0	0
9:00AM	1	0	0	0	0	0	0
4:00PM	22	0	0	0	0	0	0
5:00PM	23	0	0	0	0	0	0
6:00PM	24	0	0	0	0	0	0

Saturday

Date 10/7/2017 Day Saturday

	STANDARD_S	ADA_STALLS	RESERVED_S	LOADING_ZO	METERED_ST	TIME_LIMIT	ILLEGAL
	24	0	0	0	0	0	
11:00AM	20	0	0	0	0	0	0
Noon	21	0	0	0	0	0	0
1:00PM	23	0	0	0	0	0	0
6:00PM	24	0	0	0	0	0	0
7:00PM	23	0	0	0	0	0	0
8:00PM	24	0	0	0	0	0	1

Long Beach Parking Study - Alamitos Beach On-Street Occupancy Survey

B22S

Weekday

Date 10/5/2017 Day Thursday

	STANDARD_S	ADA_STALLS	RESERVED_S	LOADING_ZO	METERED_ST	TIME_LIMIT	ILLEGAL
	41	1	0	0	0	0	
7:00AM	42	1	0	0	0	0	0
8:00AM	41	0	0	0	0	0	0
9:00AM	40	1	0	0	0	0	0
4:00PM	38	1	0	0	0	0	0
5:00PM	41	1	0	0	0	0	0
6:00PM	41	1	0	0	0	0	2

Saturday

Date 10/7/2017 Day Saturday

	STANDARD_S	ADA_STALLS	RESERVED_S	LOADING_ZO	METERED_ST	TIME_LIMIT	ILLEGAL
	41	1	0	0	0	0	
11:00AM	36	0	0	0	0	0	0
Noon	36	1	0	0	0	0	0
1:00PM	37	1	0	0	0	0	0
6:00PM	41	1	0	0	0	0	0
7:00PM	36	1	0	0	0	0	0
8:00PM	40	1	0	0	0	0	0

Long Beach Parking Study - Alamitos Beach On-Street Occupancy Survey

B22W

Weekday

Date 10/5/2017 Day Thursday

	STANDARD_S	ADA_STALLS	RESERVED_S	LOADING_ZO	METERED_ST	TIME_LIMIT	ILLEGAL
	7	0	0	0	0	0	
7:00AM	4	0	0	0	0	0	0
8:00AM	3	0	0	0	0	0	0
9:00AM	1	0	0	0	0	0	0
4:00PM	5	0	0	0	0	0	0
5:00PM	6	0	0	0	0	0	0
6:00PM	6	0	0	0	0	0	0

Saturday

Date 10/7/2017 Day Saturday

	STANDARD_S	ADA_STALLS	RESERVED_S	LOADING_ZO	METERED_ST	TIME_LIMIT	ILLEGAL
	7	0	0	0	0	0	
11:00AM	7	0	0	0	0	0	0
Noon	7	0	0	0	0	0	0
1:00PM	7	0	0	0	0	0	0
6:00PM	7	0	0	0	0	0	0
7:00PM	7	0	0	0	0	0	1
8:00PM	7	0	0	0	0	0	0

Long Beach Parking Study - Alamitos Beach On-Street Occupancy Survey

B23E

Weekday

Date 10/5/2017 Day Thursday

	STANDARD_S	ADA_STALLS	RESERVED_S	LOADING_ZO	METERED_ST	TIME_LIMIT	ILLEGAL
	14	1	0	0	0	0	
7:00AM	4	1	0	0	0	0	0
8:00AM	4	1	0	0	0	0	0
9:00AM	2	0	0	0	0	0	0
4:00PM	13	1	0	0	0	0	0
5:00PM	13	1	0	0	0	0	0
6:00PM	14	1	0	0	0	0	0

Saturday

Date 10/7/2017 Day Saturday

	STANDARD_S	ADA_STALLS	RESERVED_S	LOADING_ZO	METERED_ST	TIME_LIMIT	ILLEGAL
	14	1	0	0	0	0	
11:00AM	13	1	0	0	0	0	0
Noon	13	1	0	0	0	0	0
1:00PM	13	1	0	0	0	0	0
6:00PM	14	1	0	0	0	0	0
7:00PM	14	1	0	0	0	0	0
8:00PM	14	1	0	0	0	0	0

Long Beach Parking Study - Alamitos Beach On-Street Occupancy Survey

B23N

Weekday

Date 10/5/2017 Day Thursday

	STANDARD_S	ADA_STALLS	RESERVED_S	LOADING_ZO	METERED_ST	TIME_LIMIT	ILLEGAL
	15	0	0	0	0	0	
7:00AM	9	0	0	0	0	0	0
8:00AM	7	0	0	0	0	0	0
9:00AM	0	0	0	0	0	0	0
4:00PM	14	0	0	0	0	0	0
5:00PM	14	0	0	0	0	0	0
6:00PM	15	0	0	0	0	0	0

Saturday

Date 10/7/2017 Day Saturday

	STANDARD_S	ADA_STALLS	RESERVED_S	LOADING_ZO	METERED_ST	TIME_LIMIT	ILLEGAL
	15	0	0	0	0	0	
11:00AM	15	0	0	0	0	0	0
Noon	14	0	0	0	0	0	0
1:00PM	14	0	0	0	0	0	0
6:00PM	15	0	0	0	0	0	1
7:00PM	15	0	0	0	0	0	1
8:00PM	15	0	0	0	0	0	2

Long Beach Parking Study - Alamitos Beach On-Street Occupancy Survey

B24E

Weekday

Date 10/5/2017 Day Thursday

	STANDARD_S	ADA_STALLS	RESERVED_S	LOADING_ZO	METERED_ST	TIME_LIMIT	ILLEGAL
	5	0	0	0	0	0	
7:00AM	5	0	0	0	0	0	0
8:00AM	5	0	0	0	0	0	0
9:00AM	4	0	0	0	0	0	0
4:00PM	4	0	0	0	0	0	0
5:00PM	5	0	0	0	0	0	0
6:00PM	5	0	0	0	0	0	0

Saturday

Date 10/7/2017 Day Saturday

	STANDARD_S	ADA_STALLS	RESERVED_S	LOADING_ZO	METERED_ST	TIME_LIMIT	ILLEGAL
	5	0	0	0	0	0	
11:00AM	5	0	0	0	0	0	1
Noon	5	0	0	0	0	0	1
1:00PM	5	0	0	0	0	0	1
6:00PM	5	0	0	0	0	0	1
7:00PM	5	0	0	0	0	0	1
8:00PM	5	0	0	0	0	0	1

Long Beach Parking Study - Alamitos Beach On-Street Occupancy Survey

B24N

Weekday

Date 10/5/2017 Day Thursday

	STANDARD_S	ADA_STALLS	RESERVED_S	LOADING_ZO	METERED_ST	TIME_LIMIT	ILLEGAL
	22	1	0	0	0	0	
7:00AM	15	0	0	0	0	0	0
8:00AM	8	0	0	0	0	0	0
9:00AM	3	0	0	0	0	0	0
4:00PM	20	0	0	0	0	0	0
5:00PM	22	0	0	0	0	0	0
6:00PM	22	1	0	0	0	0	0

Saturday

Date 10/7/2017 Day Saturday

	STANDARD_S	ADA_STALLS	RESERVED_S	LOADING_ZO	METERED_ST	TIME_LIMIT	ILLEGAL
	22	1	0	0	0	0	
11:00AM	21	1	0	0	0	0	0
Noon	22	0	0	0	0	0	1
1:00PM	22	0	0	0	0	0	1
6:00PM	22	0	0	0	0	0	4
7:00PM	22	1	0	0	0	0	3
8:00PM	22	1	0	0	0	0	3

Long Beach Parking Study - Alamitos Beach On-Street Occupancy Survey

B24S

Weekday

Date 10/5/2017 Day Thursday

	STANDARD_S	ADA_STALLS	RESERVED_S	LOADING_ZO	METERED_ST	TIME_LIMIT	ILLEGAL
	28	1	0	0	0	0	
7:00AM	14	1	0	0	0	0	0
8:00AM	0	0	0	0	0	0	0
9:00AM	5	0	0	0	0	0	0
4:00PM	23	1	0	0	0	0	0
5:00PM	25	1	0	0	0	0	0
6:00PM	26	1	0	0	0	0	0

Saturday

Date 10/7/2017 Day Saturday

	STANDARD_S	ADA_STALLS	RESERVED_S	LOADING_ZO	METERED_ST	TIME_LIMIT	ILLEGAL
	28	1	0	0	0	0	
11:00AM	28	1	0	0	0	0	0
Noon	25	1	0	0	0	0	0
1:00PM	25	1	0	0	0	0	0
6:00PM	28	1	0	0	0	0	1
7:00PM	28	1	0	0	0	0	0
8:00PM	28	1	0	0	0	0	1

Long Beach Parking Study - Alamitos Beach On-Street Occupancy Survey**B24W****Weekday**

Date 10/5/2017 Day Thursday

	STANDARD_S	ADA_STALLS	RESERVED_S	LOADING_ZO	METERED_ST	TIME_LIMIT	ILLEGAL
	5	0	0	0	0	0	
7:00AM	5	0	0	0	0	0	1
8:00AM	5	0	0	0	0	0	1
9:00AM	5	0	0	0	0	0	0
4:00PM	5	0	0	0	0	0	0
5:00PM	4	0	0	0	0	0	0
6:00PM	5	0	0	0	0	0	0

Saturday

Date 10/7/2017 Day Saturday

	STANDARD_S	ADA_STALLS	RESERVED_S	LOADING_ZO	METERED_ST	TIME_LIMIT	ILLEGAL
	5	0	0	0	0	0	
11:00AM	5	0	0	0	0	0	1
Noon	5	0	0	0	0	0	0
1:00PM	5	0	0	0	0	0	1
6:00PM	5	0	0	0	0	0	2
7:00PM	5	0	0	0	0	0	2
8:00PM	5	0	0	0	0	0	2

Long Beach Parking Study - Alamitos Beach On-Street Occupancy Survey

B25N

Weekday

Date 10/5/2017 Day Thursday

	STANDARD_S	ADA_STALLS	RESERVED_S	LOADING_ZO	METERED_ST	TIME_LIMIT	ILLEGAL
	31	0	0	0	0	0	
7:00AM	30	0	0	0	0	0	0
8:00AM	24	0	0	0	0	0	0
9:00AM	17	0	0	0	0	0	0
4:00PM	24	0	0	0	0	0	0
5:00PM	27	0	0	0	0	0	0
6:00PM	30	0	0	0	0	0	0

Saturday

Date 10/7/2017 Day Saturday

	STANDARD_S	ADA_STALLS	RESERVED_S	LOADING_ZO	METERED_ST	TIME_LIMIT	ILLEGAL
	31	0	0	0	0	0	
11:00AM	25	0	0	0	0	0	0
Noon	26	0	0	0	0	0	0
1:00PM	28	0	0	0	0	0	0
6:00PM	31	0	0	0	0	0	1
7:00PM	31	0	0	0	0	0	1
8:00PM	31	0	0	0	0	0	1

Long Beach Parking Study - Alamitos Beach On-Street Occupancy Survey

B25W

Weekday

Date 10/5/2017 Day Thursday

	STANDARD_S	ADA_STALLS	RESERVED_S	LOADING_ZO	METERED_ST	TIME_LIMIT	ILLEGAL
	8	1	0	0	0	0	
7:00AM	8	1	0	0	0	0	1
8:00AM	8	1	0	0	0	0	1
9:00AM	8	1	0	0	0	0	0
4:00PM	6	0	0	0	0	0	0
5:00PM	8	0	0	0	0	0	0
6:00PM	8	1	0	0	0	0	0

Saturday

Date 10/7/2017 Day Saturday

	STANDARD_S	ADA_STALLS	RESERVED_S	LOADING_ZO	METERED_ST	TIME_LIMIT	ILLEGAL
	8	1	0	0	0	0	
11:00AM	7	1	0	0	0	0	0
Noon	6	1	0	0	0	0	0
1:00PM	6	0	0	0	0	0	0
6:00PM	8	1	0	0	0	0	3
7:00PM	8	1	0	0	0	0	2
8:00PM	8	0	0	0	0	0	0

Long Beach Parking Study - Alamitos Beach On-Street Occupancy Survey

B26S

Weekday

Date 10/5/2017 Day Thursday

	STANDARD_S	ADA_STALLS	RESERVED_S	LOADING_ZO	METERED_ST	TIME_LIMIT	ILLEGAL
	23	2	0	0	0	0	
7:00AM	23	2	0	0	0	0	0
8:00AM	23	1	0	0	0	0	2
9:00AM	23	1	0	0	0	0	3
4:00PM	20	2	0	0	0	0	0
5:00PM	23	2	0	0	0	0	2
6:00PM	23	2	0	0	0	0	1

Saturday

Date 10/7/2017 Day Saturday

	STANDARD_S	ADA_STALLS	RESERVED_S	LOADING_ZO	METERED_ST	TIME_LIMIT	ILLEGAL
	23	2	0	0	0	0	
11:00AM	22	2	0	0	0	0	0
Noon	23	2	0	0	0	0	1
1:00PM	23	2	0	0	0	0	0
6:00PM	23	2	0	0	0	0	2
7:00PM	23	2	0	0	0	0	3
8:00PM	23	2	0	0	0	0	3

Long Beach Parking Study - Alamitos Beach On-Street Occupancy Survey**B27E****Weekday**

Date

10/5/2017

Day

Thursday

	STANDARD_S	ADA_STALLS	RESERVED_S	LOADING_ZO	METERED_ST	TIME_LIMIT	ILLEGAL
	14	0	0	0	0	0	
7:00AM	12	0	0	0	0	0	0
8:00AM	12	0	0	0	0	0	0
9:00AM	14	0	0	0	0	0	0
4:00PM	13	0	0	0	0	0	0
5:00PM	13	0	0	0	0	0	0
6:00PM	13	0	0	0	0	0	0

Saturday

Date

10/7/2017

Day

Saturday

	STANDARD_S	ADA_STALLS	RESERVED_S	LOADING_ZO	METERED_ST	TIME_LIMIT	ILLEGAL
	14	0	0	0	0	0	
11:00AM	14	0	0	0	0	0	0
Noon	13	0	0	0	0	0	0
1:00PM	11	0	0	0	0	0	0
6:00PM	14	0	0	0	0	0	0
7:00PM	13	0	0	0	0	0	0
8:00PM	14	0	0	0	0	0	0

Long Beach Parking Study - Alamitos Beach On-Street Occupancy Survey

B28E

Weekday

Date 10/5/2017 Day Thursday

	STANDARD_S	ADA_STALLS	RESERVED_S	LOADING_ZO	METERED_ST	TIME_LIMIT	ILLEGAL
	5	0	0	0	0	0	
7:00AM	2	0	0	0	0	0	0
8:00AM	1	0	0	0	0	0	0
9:00AM	0	0	0	0	0	0	0
4:00PM	3	0	0	0	0	0	0
5:00PM	5	0	0	0	0	0	1
6:00PM	5	0	0	0	0	0	1

Saturday

Date 10/7/2017 Day Saturday

	STANDARD_S	ADA_STALLS	RESERVED_S	LOADING_ZO	METERED_ST	TIME_LIMIT	ILLEGAL
	5	0	0	0	0	0	
11:00AM	5	0	0	0	0	0	1
Noon	5	0	0	0	0	0	1
1:00PM	5	0	0	0	0	0	1
6:00PM	5	0	0	0	0	0	1
7:00PM	5	0	0	0	0	0	1
8:00PM	5	0	0	0	0	0	1

Long Beach Parking Study - Alamitos Beach On-Street Occupancy Survey

B28N

Weekday

Date 10/5/2017 Day Thursday

	STANDARD_S	ADA_STALLS	RESERVED_S	LOADING_ZO	METERED_ST	TIME_LIMIT	ILLEGAL
	13	0	0	0	0	0	
7:00AM	12	0	0	0	0	0	0
8:00AM	4	0	0	0	0	0	0
9:00AM	2	0	0	0	0	0	0
4:00PM	13	0	0	0	0	0	1
5:00PM	13	0	0	0	0	0	1
6:00PM	13	0	0	0	0	0	1

Saturday

Date 10/7/2017 Day Saturday

	STANDARD_S	ADA_STALLS	RESERVED_S	LOADING_ZO	METERED_ST	TIME_LIMIT	ILLEGAL
	13	0	0	0	0	0	
11:00AM	13	0	0	0	0	0	0
Noon	13	0	0	0	0	0	2
1:00PM	13	0	0	0	0	0	0
6:00PM	13	0	0	0	0	0	1
7:00PM	13	0	0	0	0	0	2
8:00PM	13	0	0	0	0	0	2

Long Beach Parking Study - Alamitos Beach On-Street Occupancy Survey**B28S****Weekday**

Date 10/5/2017 Day Thursday

	STANDARD_S	ADA_STALLS	RESERVED_S	LOADING_ZO	METERED_ST	TIME_LIMIT	ILLEGAL
	12	0	0	0	0	0	
7:00AM	7	0	0	0	0	0	0
8:00AM	0	0	0	0	0	0	0
9:00AM	3	0	0	0	0	0	0
4:00PM	10	0	0	0	0	0	0
5:00PM	12	0	0	0	0	0	0
6:00PM	11	0	0	0	0	0	0

Saturday

Date 10/7/2017 Day Saturday

	STANDARD_S	ADA_STALLS	RESERVED_S	LOADING_ZO	METERED_ST	TIME_LIMIT	ILLEGAL
	12	0	0	0	0	0	
11:00AM	12	0	0	0	0	0	0
Noon	12	0	0	0	0	0	0
1:00PM	12	0	0	0	0	0	0
6:00PM	12	0	0	0	0	0	0
7:00PM	12	0	0	0	0	0	0
8:00PM	12	0	0	0	0	0	0

Long Beach Parking Study - Alamitos Beach On-Street Occupancy Survey**B28W****Weekday**

Date

10/5/2017

Day

Thursday

	STANDARD_S	ADA_STALLS	RESERVED_S	LOADING_ZO	METERED_ST	TIME_LIMIT	ILLEGAL
	7	1	0	0	0	0	
7:00AM	5	1	0	0	0	0	0
8:00AM	3	0	0	0	0	0	0
9:00AM	1	0	0	0	0	0	0
4:00PM	5	0	0	0	0	0	0
5:00PM	7	0	0	0	0	0	1
6:00PM	7	0	0	0	0	0	0

Saturday

Date

10/7/2017

Day

Saturday

	STANDARD_S	ADA_STALLS	RESERVED_S	LOADING_ZO	METERED_ST	TIME_LIMIT	ILLEGAL
	7	1	0	0	0	0	
11:00AM	7	0	0	0	0	0	0
Noon	7	0	0	0	0	0	1
1:00PM	7	0	0	0	0	0	1
6:00PM	7	1	0	0	0	0	0
7:00PM	7	1	0	0	0	0	0
8:00PM	7	1	0	0	0	0	1

Long Beach Parking Study - Alamitos Beach On-Street Occupancy Survey

B29E

Weekday

Date 10/5/2017 Day Thursday

	STANDARD_S	ADA_STALLS	RESERVED_S	LOADING_ZO	METERED_ST	TIME_LIMIT	ILLEGAL
	15	2	0	0	0	0	
7:00AM	8	2	0	0	0	0	0
8:00AM	1	2	0	0	0	0	0
9:00AM	3	1	0	0	0	0	0
4:00PM	11	2	0	0	0	0	0
5:00PM	12	2	0	0	0	0	0
6:00PM	15	2	0	0	0	0	0

Saturday

Date 10/7/2017 Day Saturday

	STANDARD_S	ADA_STALLS	RESERVED_S	LOADING_ZO	METERED_ST	TIME_LIMIT	ILLEGAL
	15	2	0	0	0	0	
11:00AM	12	2	0	0	0	0	0
Noon	13	1	0	0	0	0	0
1:00PM	13	1	0	0	0	0	0
6:00PM	15	2	0	0	0	0	0
7:00PM	15	2	0	0	0	0	0
8:00PM	15	2	0	0	0	0	1

Long Beach Parking Study - Alamitos Beach On-Street Occupancy Survey

B29N

Weekday

Date 10/5/2017 Day Thursday

	STANDARD_S	ADA_STALLS	RESERVED_S	LOADING_ZO	METERED_ST	TIME_LIMIT	ILLEGAL
	12	1	0	0	0	0	
7:00AM	12	1	0	0	0	0	0
8:00AM	11	1	0	0	0	0	0
9:00AM	7	1	0	0	0	0	0
4:00PM	11	1	0	0	0	0	0
5:00PM	12	1	0	0	0	0	0
6:00PM	12	1	0	0	0	0	0

Saturday

Date 10/7/2017 Day Saturday

	STANDARD_S	ADA_STALLS	RESERVED_S	LOADING_ZO	METERED_ST	TIME_LIMIT	ILLEGAL
	12	1	0	0	0	0	
11:00AM	11	1	0	0	0	0	0
Noon	11	0	0	0	0	0	0
1:00PM	12	1	0	0	0	0	0
6:00PM	12	1	0	0	0	0	0
7:00PM	12	1	0	0	0	0	1
8:00PM	12	1	0	0	0	0	1

Long Beach Parking Study - Alamitos Beach On-Street Occupancy Survey

B29S

Weekday

Date 10/5/2017 Day Thursday

	STANDARD_S	ADA_STALLS	RESERVED_S	LOADING_ZO	METERED_ST	TIME_LIMIT	ILLEGAL
	15	0	0	0	0	0	
7:00AM	15	0	0	0	0	0	0
8:00AM	15	0	0	0	0	0	0
9:00AM	14	0	0	0	0	0	0
4:00PM	13	0	0	0	0	0	0
5:00PM	15	0	0	0	0	0	0
6:00PM	15	0	0	0	0	0	0

Saturday

Date 10/7/2017 Day Saturday

	STANDARD_S	ADA_STALLS	RESERVED_S	LOADING_ZO	METERED_ST	TIME_LIMIT	ILLEGAL
	15	0	0	0	0	0	
11:00AM	13	0	0	0	0	0	0
Noon	15	0	0	0	0	0	0
1:00PM	14	0	0	0	0	0	0
6:00PM	15	0	0	0	0	0	1
7:00PM	15	0	0	0	0	0	1
8:00PM	15	0	0	0	0	0	0

Long Beach Parking Study - Alamitos Beach On-Street Occupancy Survey**B30S****Weekday**

Date 10/5/2017 Day Thursday

	STANDARD_S	ADA_STALLS	RESERVED_S	LOADING_ZO	METERED_ST	TIME_LIMIT	ILLEGAL
	35	0	0	0	0	0	
7:00AM	19	0	0	0	0	0	0
8:00AM	0	0	0	0	0	0	0
9:00AM	0	0	0	0	0	0	0
4:00PM	28	0	0	0	0	0	0
5:00PM	31	0	0	0	0	0	0
6:00PM	33	0	0	0	0	0	0

Saturday

Date 10/7/2017 Day Saturday

	STANDARD_S	ADA_STALLS	RESERVED_S	LOADING_ZO	METERED_ST	TIME_LIMIT	ILLEGAL
	35	0	0	0	0	0	
11:00AM	31	0	0	0	0	0	0
Noon	31	0	0	0	0	0	0
1:00PM	32	0	0	0	0	0	0
6:00PM	32	0	0	0	0	0	0
7:00PM	33	0	0	0	0	0	0
8:00PM	32	0	0	0	0	0	0

Long Beach Parking Study - Alamitos Beach On-Street Occupancy Survey**B30N****Weekday**

Date 10/5/2017 Day Thursday

	STANDARD_S	ADA_STALLS	RESERVED_S	LOADING_ZO	METERED_ST	TIME_LIMIT	ILLEGAL
	37	0	0	0	0	0	
7:00AM	10	0	0	0	0	0	0
8:00AM	6	0	0	0	0	0	0
9:00AM	5	0	0	0	0	0	0
4:00PM	30	0	0	0	0	0	0
5:00PM	35	0	0	0	0	0	0
6:00PM	36	0	0	0	0	0	0

Saturday

Date 10/7/2017 Day Saturday

	STANDARD_S	ADA_STALLS	RESERVED_S	LOADING_ZO	METERED_ST	TIME_LIMIT	ILLEGAL
	37	0	0	0	0	0	
11:00AM	35	0	0	0	0	0	0
Noon	34	0	0	0	0	0	0
1:00PM	33	0	0	0	0	0	0
6:00PM	37	0	0	0	0	0	0
7:00PM	37	0	0	0	0	0	0
8:00PM	34	0	0	0	0	0	0

Long Beach Parking Study - Alamitos Beach On-Street Occupancy Survey**B30W****Weekday**

Date

10/5/2017

Day

Thursday

	STANDARD_S	ADA_STALLS	RESERVED_S	LOADING_ZO	METERED_ST	TIME_LIMIT	ILLEGAL
	9	0	0	0	0	0	
7:00AM	9	0	0	0	0	0	0
8:00AM	9	0	0	0	0	0	1
9:00AM	9	0	0	0	0	0	1
4:00PM	7	0	0	0	0	0	0
5:00PM	8	0	0	0	0	0	0
6:00PM	9	0	0	0	0	0	0

Saturday

Date

10/7/2017

Day

Saturday

	STANDARD_S	ADA_STALLS	RESERVED_S	LOADING_ZO	METERED_ST	TIME_LIMIT	ILLEGAL
	9	0	0	0	0	0	
11:00AM	9	0	0	0	0	0	0
Noon	9	0	0	0	0	0	1
1:00PM	9	0	0	0	0	0	1
6:00PM	9	0	0	0	0	0	1
7:00PM	9	0	0	0	0	0	0
8:00PM	9	0	0	0	0	0	1

Long Beach Parking Study - Alamitos Beach On-Street Occupancy Survey**B31E****Weekday**

Date 10/5/2017 Day Thursday

	STANDARD_S	ADA_STALLS	RESERVED_S	LOADING_ZO	METERED_ST	TIME_LIMIT	ILLEGAL
	13	0	0	0	0	0	
7:00AM	13	0	0	0	0	0	0
8:00AM	13	0	0	0	0	0	0
9:00AM	13	0	0	0	0	0	0
4:00PM	12	0	0	0	0	0	0
5:00PM	12	0	0	0	0	0	0
6:00PM	12	0	0	0	0	0	0

Saturday

Date 10/7/2017 Day Saturday

	STANDARD_S	ADA_STALLS	RESERVED_S	LOADING_ZO	METERED_ST	TIME_LIMIT	ILLEGAL
	13	0	0	0	0	0	
11:00AM	13	0	0	0	0	0	0
Noon	12	0	0	0	0	0	0
1:00PM	13	0	0	0	0	0	0
6:00PM	13	0	0	0	0	0	0
7:00PM	13	0	0	0	0	0	0
8:00PM	12	0	0	0	0	0	0

Long Beach Parking Study - Alamitos Beach On-Street Occupancy Survey

B32E

Weekday

Date 10/5/2017 Day Thursday

	STANDARD_S	ADA_STALLS	RESERVED_S	LOADING_ZO	METERED_ST	TIME_LIMIT	ILLEGAL
	20	0	0	0	0	0	
7:00AM	18	0	0	0	0	0	0
8:00AM	19	0	0	0	0	0	0
9:00AM	19	0	0	0	0	0	0
4:00PM	16	0	0	0	0	0	0
5:00PM	16	0	0	0	0	0	0
6:00PM	19	0	0	0	0	0	0

Saturday

Date 10/7/2017 Day Saturday

	STANDARD_S	ADA_STALLS	RESERVED_S	LOADING_ZO	METERED_ST	TIME_LIMIT	ILLEGAL
	20	0	0	0	0	0	
11:00AM	17	0	0	0	0	0	0
Noon	17	0	0	0	0	0	0
1:00PM	16	0	0	0	0	0	0
6:00PM	18	0	0	0	0	0	0
7:00PM	16	0	0	0	0	0	0
8:00PM	18	0	0	0	0	0	0

Long Beach Parking Study - Alamitos Beach On-Street Occupancy Survey

B32N

Weekday

Date 10/5/2017 Day Thursday

	STANDARD_S	ADA_STALLS	RESERVED_S	LOADING_ZO	METERED_ST	TIME_LIMIT	ILLEGAL
	27	0	0	0	0	0	
7:00AM	27	0	0	0	0	0	0
8:00AM	24	0	0	0	0	0	0
9:00AM	19	0	0	0	0	0	0
4:00PM	27	0	0	0	0	0	2
5:00PM	27	0	0	0	0	0	0
6:00PM	26	0	0	0	0	0	1

Saturday

Date 10/7/2017 Day Saturday

	STANDARD_S	ADA_STALLS	RESERVED_S	LOADING_ZO	METERED_ST	TIME_LIMIT	ILLEGAL
	27	0	0	0	0	0	
11:00AM	27	0	0	0	0	0	2
Noon	27	0	0	0	0	0	0
1:00PM	27	0	0	0	0	0	0
6:00PM	27	0	0	0	0	0	2
7:00PM	27	0	0	0	0	0	3
8:00PM	27	0	0	0	0	0	2

Long Beach Parking Study - Alamitos Beach On-Street Occupancy Survey

B32W

Weekday

Date 10/5/2017 Day Thursday

	STANDARD_S	ADA_STALLS	RESERVED_S	LOADING_ZO	METERED_ST	TIME_LIMIT	ILLEGAL
	6	0	0	0	0	0	
7:00AM	6	0	0	0	0	0	0
8:00AM	6	0	0	0	0	0	0
9:00AM	6	0	0	0	0	0	0
4:00PM	6	0	0	0	0	0	0
5:00PM	6	0	0	0	0	0	0
6:00PM	6	0	0	0	0	0	0

Saturday

Date 10/7/2017 Day Saturday

	STANDARD_S	ADA_STALLS	RESERVED_S	LOADING_ZO	METERED_ST	TIME_LIMIT	ILLEGAL
	6	0	0	0	0	0	
11:00AM	6	0	0	0	0	0	1
Noon	4	0	0	0	0	0	0
1:00PM	4	0	0	0	0	0	0
6:00PM	6	0	0	0	0	0	0
7:00PM	5	0	0	0	0	0	0
8:00PM	6	0	0	0	0	0	0

Long Beach Parking Study - Alamitos Beach On-Street Occupancy Survey

B33S

Weekday

Date 10/5/2017 Day Thursday

	STANDARD_S	ADA_STALLS	RESERVED_S	LOADING_ZO	METERED_ST	TIME_LIMIT	ILLEGAL
	25	1	0	0	0	0	
7:00AM	24	1	0	0	0	0	0
8:00AM	25	1	0	0	0	0	1
9:00AM	25	1	0	0	0	0	0
4:00PM	20	0	0	0	0	0	0
5:00PM	25	0	0	0	0	0	0
6:00PM	24	0	0	0	0	0	0

Saturday

Date 10/7/2017 Day Saturday

	STANDARD_S	ADA_STALLS	RESERVED_S	LOADING_ZO	METERED_ST	TIME_LIMIT	ILLEGAL
	25	1	0	0	0	0	
11:00AM	24	0	0	0	0	0	0
Noon	23	0	0	0	0	0	0
1:00PM							
6:00PM	25	1	0	0	0	0	0
7:00PM	25	1	0	0	0	0	0
8:00PM	25	1	0	0	0	0	0

Long Beach Parking Study - Alamitos Beach On-Street Occupancy Survey**B34E****Weekday**

Date

10/5/2017

Day

Thursday

	STANDARD_S	ADA_STALLS	RESERVED_S	LOADING_ZO	METERED_ST	TIME_LIMIT
	24	1	0	0	0	0
7:00AM	22	1	0	0	0	0
8:00AM	21	1	0	0	0	0
9:00AM	18	1	0	0	0	0
4:00PM	18	1	0	0	0	0
5:00PM	22	1	0	0	0	0
6:00PM	24	1	0	0	0	0

Saturday

Date

10/7/2017

Day

Saturday

	STANDARD_S	ADA_STALLS	RESERVED_S	LOADING_ZO	METERED_ST	TIME_LIMIT
	24	1	0	0	0	0
11:00AM	23	1	0	0	0	0
Noon	23	1	0	0	0	0
1:00PM	23	1	0	0	0	0
6:00PM	24	1	0	0	0	0
7:00PM	24	1	0	0	0	0
8:00PM	24	1	0	0	0	0

Long Beach Parking Study - Alamitos Beach On-Street Occupancy Survey**B34S****Weekday**

Date 10/5/2017 Day Thursday

	STANDARD_S	ADA_STALLS	RESERVED_S	LOADING_ZO	METERED_ST	TIME_LIMIT	ILLEGAL
	26	2	0	0	0	0	
7:00AM	21	2	0	0	0	0	0
8:00AM	19	2	0	0	0	0	0
9:00AM	20	2	0	0	0	0	0
4:00PM	19	1	0	0	0	0	0
5:00PM	26	1	0	0	0	0	0
6:00PM	25	2	0	0	0	0	0

Saturday

Date 10/7/2017 Day Saturday

	STANDARD_S	ADA_STALLS	RESERVED_S	LOADING_ZO	METERED_ST	TIME_LIMIT	ILLEGAL
	26	2	0	0	0	0	
11:00AM	23	1	0	0	0	0	0
Noon	24	2	0	0	0	0	0
1:00PM	24	1	0	0	0	0	0
6:00PM	26	2	0	0	0	0	0
7:00PM	26	2	0	0	0	0	0
8:00PM	26	2	0	0	0	0	0

Long Beach Parking Study - Alamitos Beach On-Street Occupancy Survey

B34N

Weekday

Date 10/5/2017 Day Thursday

	STANDARD_S	ADA_STALLS	RESERVED_S	LOADING_ZO	METERED_ST	TIME_LIMIT	ILLEGAL
	11	0	0	0	0	0	
7:00AM	9	0	0	0	0	0	0
8:00AM	11	0	0	0	0	0	0
9:00AM	10	0	0	0	0	0	0
4:00PM	8	0	0	0	0	0	0
5:00PM	8	0	0	0	0	0	0
6:00PM	11	0	0	0	0	0	1

Saturday

Date 10/7/2017 Day Saturday

	STANDARD_S	ADA_STALLS	RESERVED_S	LOADING_ZO	METERED_ST	TIME_LIMIT	ILLEGAL
	11	0	0	0	0	0	
11:00AM	10	0	0	0	0	0	0
Noon	10	0	0	0	0	0	0
1:00PM	11	0	0	0	0	0	0
6:00PM	11	0	0	0	0	0	1
7:00PM	11	0	0	0	0	0	2
8:00PM	11	0	0	0	0	0	1

Long Beach Parking Study - Alamitos Beach On-Street Occupancy Survey

B34W

Weekday

Date 10/5/2017 Day Thursday

	STANDARD_S	ADA_STALLS	RESERVED_S	LOADING_ZO	METERED_ST	TIME_LIMIT	ILLEGAL
	7	0	0	0	0	1	0
7:00AM	7	0	0	0	0	1	0
8:00AM	6	0	0	0	0	0	0
9:00AM	7	0	0	0	0	0	1
4:00PM	3	0	0	0	0	0	0
5:00PM	1	0	0	0	0	0	0
6:00PM	3	0	0	0	0	0	0

Saturday

Date 10/7/2017 Day Saturday

	STANDARD_S	ADA_STALLS	RESERVED_S	LOADING_ZO	METERED_ST	TIME_LIMIT	ILLEGAL
	7	0	0	0	0	1	0
11:00AM	7	0	0	0	0	1	1
Noon	7	0	0	0	0	1	1
1:00PM	6	0	0	0	0	1	0
6:00PM	7	0	0	0	0	1	0
7:00PM	7	0	0	0	0	1	0
8:00PM	7	0	0	0	0	1	1

Long Beach Parking Study - Alamitos Beach On-Street Occupancy Survey

B35E

Weekday

Date 10/5/2017 Day Thursday

	STANDARD_S	ADA_STALLS	RESERVED_S	LOADING_ZO	METERED_ST	TIME_LIMIT	ILLEGAL
	10	1	0	0	0	0	0
7:00AM	9	0	0	0	0	0	0
8:00AM	8	0	0	0	0	0	0
9:00AM	7	0	0	0	0	0	0
4:00PM	10	0	0	0	0	0	0
5:00PM	10	0	0	0	0	0	0
6:00PM	10	1	0	0	0	0	0

Saturday

Date 10/7/2017 Day Saturday

	STANDARD_S	ADA_STALLS	RESERVED_S	LOADING_ZO	METERED_ST	TIME_LIMIT	ILLEGAL
	10	1	0	0	0	0	0
11:00AM	9	1	0	0	0	0	0
Noon	9	1	0	0	0	0	0
1:00PM	10	0	0	0	0	0	0
6:00PM	10	1	0	0	0	0	0
7:00PM	10	1	0	0	0	0	0
8:00PM	10	1	0	0	0	0	1

Long Beach Parking Study - Alamitos Beach On-Street Occupancy Survey

B35S

Weekday

Date 10/5/2017 Day Thursday

	STANDARD_S	ADA_STALLS	RESERVED_S	LOADING_ZO	METERED_ST	TIME_LIMIT	ILLEGAL
	34	4	0	0	0	0	
7:00AM	31	4	0	0	0	0	0
8:00AM	29	4	0	0	0	0	0
9:00AM	32	4	0	0	0	0	0
4:00PM	34	4	0	0	0	0	1
5:00PM	32	4	0	0	0	0	0
6:00PM	32	4	0	0	0	0	0

Saturday

Date 10/7/2017 Day Saturday

	STANDARD_S	ADA_STALLS	RESERVED_S	LOADING_ZO	METERED_ST	TIME_LIMIT	ILLEGAL
	34	4	0	0	0	0	
11:00AM	34	4	0	0	0	0	2
Noon	34	4	0	0	0	0	1
1:00PM	34	3	0	0	0	0	0
6:00PM	34	4	0	0	0	0	0
7:00PM	34	4	0	0	0	0	2
8:00PM	34	4	0	0	0	0	2

Long Beach Parking Study - Alamitos Beach On-Street Occupancy Survey

B35N

Weekday

Date 10/5/2017 Day Thursday

	STANDARD_S	ADA_STALLS	RESERVED_S	LOADING_ZO	METERED_ST	TIME_LIMIT	ILLEGAL
	18	1	0	0	0	0	
7:00AM	16	1	0	0	0	0	0
8:00AM	8	1	0	0	0	0	0
9:00AM	6	0	0	0	0	0	0
4:00PM	13	0	0	0	0	0	0
5:00PM	15	0	0	0	0	0	0
6:00PM	18	0	0	0	0	0	0

Saturday

Date 10/7/2017 Day Saturday

	STANDARD_S	ADA_STALLS	RESERVED_S	LOADING_ZO	METERED_ST	TIME_LIMIT	ILLEGAL
	18	1	0	0	0	0	
11:00AM	17	1	0	0	0	0	0
Noon	17	1	0	0	0	0	0
1:00PM	16	1	0	0	0	0	0
6:00PM	18	0	0	0	0	0	0
7:00PM	18	1	0	0	0	0	1
8:00PM	18	1	0	0	0	0	1

Long Beach Parking Study - Alamitos Beach On-Street Occupancy Survey

B35E

Weekday

Date 10/5/2017 Day Thursday

	STANDARD_S	ADA_STALLS	RESERVED_S	LOADING_ZO	METERED_ST	TIME_LIMIT	ILLEGAL
	13	0	0	0	0	0	0
7:00AM	11	0	0	0	0	0	0
8:00AM	8	0	0	0	0	0	0
9:00AM	8	0	0	0	0	0	0
4:00PM	9	0	0	0	0	0	0
5:00PM	8	0	0	0	0	0	0
6:00PM	12	0	0	0	0	0	0

Saturday

Date 10/7/2017 Day Saturday

	STANDARD_S	ADA_STALLS	RESERVED_S	LOADING_ZO	METERED_ST	TIME_LIMIT	ILLEGAL
	13	0	0	0	0	0	0
11:00AM	12	0	0	0	0	0	0
Noon	11	0	0	0	0	0	0
1:00PM	13	0	0	0	0	0	1
		0	0	0	0	0	
6:00PM	13	0	0	0	0	0	2
7:00PM	13	0	0	0	0	0	1
8:00PM	13	0	0	0	0	0	0

Long Beach Parking Study - Alamitos Beach On-Street Occupancy Survey

B36E

Weekday

Date 10/5/2017 Day Thursday

	STANDARD_S	ADA_STALLS	RESERVED_S	LOADING_ZO	METERED_ST	TIME_LIMIT	ILLEGAL
	12	0	0	0	0	0	0
7:00AM	12	0	0	0	0	0	0
8:00AM	12	0	0	0	0	0	0
9:00AM	11	0	0	0	0	0	0
4:00PM	11	0	0	0	0	0	0
5:00PM	11	0	0	0	0	0	0
6:00PM	12	0	0	0	0	0	0

Saturday

Date 10/7/2017 Day Saturday

	STANDARD_S	ADA_STALLS	RESERVED_S	LOADING_ZO	METERED_ST	TIME_LIMIT	ILLEGAL
	12	0	0	0	0	0	0
11:00AM	11	0	0	0	0	0	0
Noon	10	0	0	0	0	0	0
1:00PM	12	0	0	0	0	0	0
6:00PM	12	0	0	0	0	0	1
7:00PM	12	0	0	0	0	0	1
8:00PM	12	0	0	0	0	0	0

Long Beach Parking Study - Alamitos Beach On-Street Occupancy Survey**B36S****Weekday**

Date

10/5/2017

Day

Thursday

	STANDARD_S	ADA_STALLS	RESERVED_S	LOADING_ZO	METERED_ST	TIME_LIMIT	ILLEGAL
	40	1	0	0	0	0	
7:00AM	35	1	0	0	0	0	0
8:00AM	35	1	0	0	0	0	0
9:00AM	36	1	0	0	0	0	0
4:00PM	36	1	0	0	0	0	0
5:00PM	40	1	0	0	0	0	0
6:00PM	40	1	0	0	0	0	2

Saturday

Date

10/7/2017

Day

Saturday

	STANDARD_S	ADA_STALLS	RESERVED_S	LOADING_ZO	METERED_ST	TIME_LIMIT	ILLEGAL
	40	1	0	0	0	0	
11:00AM	40	1	0	0	0	0	0
Noon	39	1	0	0	0	0	0
1:00PM	40	1	0	0	0	0	1
6:00PM	40	1	0	0	0	0	1
7:00PM	40	1	0	0	0	0	1
8:00PM	40	1	0	0	0	0	1

Long Beach Parking Study - Alamitos Beach On-Street Occupancy Survey

B36N

Weekday

Date 10/5/2017 Day Thursday

	STANDARD_S	ADA_STALLS	RESERVED_S	LOADING_ZO	METERED_ST	TIME_LIMIT	ILLEGAL
	21	0	0	1	0	0	
7:00AM	18	0	0	1	0	0	0
8:00AM	17	0	0	1	0	0	0
9:00AM	17	0	0	1	0	0	0
4:00PM	19	0	0	0	0	0	0
5:00PM	19	0	0	0	0	0	0
6:00PM	20	0	0	1	0	0	0

Saturday

Date 10/7/2017 Day Saturday

	STANDARD_S	ADA_STALLS	RESERVED_S	LOADING_ZO	METERED_ST	TIME_LIMIT	ILLEGAL
	21	0	0	1	0	0	
11:00AM	19	0	0	1	0	0	0
Noon	19	0	0	1	0	0	0
1:00PM	18	0	0	1	0	0	0
6:00PM	21	0	0	1	0	0	2
7:00PM	21	0	0	0	0	0	2
8:00PM	21	0	0	0	0	0	1

Long Beach Parking Study - Alamitos Beach On-Street Occupancy Survey

B36W

Weekday

Date 10/5/2017 Day Thursday

	STANDARD_S	ADA_STALLS	RESERVED_S	LOADING_ZO	METERED_ST	TIME_LIMIT	ILLEGAL
	22	1	0	0	0	0	0
7:00AM	20	1	0	0	0	0	0
8:00AM	16	1	0	0	0	0	0
9:00AM	13	0	0	0	0	0	0
			0	0	0	0	
4:00PM	15	0	0	0	0	0	0
5:00PM	20	0	0	0	0	0	0
6:00PM	22	1	0	0	0	0	1

Saturday

Date 10/7/2017 Day Saturday

	STANDARD_S	ADA_STALLS	RESERVED_S	LOADING_ZO	METERED_ST	TIME_LIMIT	ILLEGAL
	22	1	0	0	0	0	0
11:00AM	18	1	0	0	0	0	0
Noon	22	1	0	0	0	0	1
1:00PM	22	1	0	0	0	0	1
			0	0	0	0	
6:00PM	22	1	0	0	0	0	2
7:00PM	22	1	0	0	0	0	3
8:00PM	22	1	0	0	0	0	2

Long Beach Parking Study - Alamitos Beach On-Street Occupancy Survey

B37E

Weekday

Date 10/5/2017 Day Thursday

	STANDARD_S	ADA_STALLS	RESERVED_S	LOADING_ZO	METERED_ST	TIME_LIMIT	ILLEGAL
	10	1	0	0	0	0	
7:00AM	6	1	0	0	0	0	0
8:00AM	2	1	0	0	0	0	0
9:00AM	3	0	0	0	0	0	0
4:00PM	4	1	0	0	0	0	0
5:00PM	7	1	0	0	0	0	0
6:00PM	10	1	0	0	0	0	0

Saturday

Date 10/7/2017 Day Saturday

	STANDARD_S	ADA_STALLS	RESERVED_S	LOADING_ZO	METERED_ST	TIME_LIMIT	ILLEGAL
	10	1	0	0	0	0	
11:00AM	10	1	0	0	0	0	0
Noon	9	1	0	0	0	0	0
1:00PM	10	1	0	0	0	0	0
6:00PM	10	1	0	0	0	0	0
7:00PM	10	1	0	0	0	0	0
8:00PM	10	1	0	0	0	0	0

Long Beach Parking Study - Alamitos Beach On-Street Occupancy Survey

B37S

Weekday

Date 10/5/2017 Day Thursday

	STANDARD_S	ADA_STALLS	RESERVED_S	LOADING_ZO	METERED_ST	TIME_LIMIT	ILLEGAL
	36	0	0	0	0	0	
7:00AM	22	0	0	0	0	0	0
8:00AM	19	0	0	0	0	0	0
9:00AM	12	0	0	0	0	0	0
4:00PM	34	0	0	0	0	0	0
5:00PM	36	0	0	0	0	0	1
6:00PM	36	0	0	0	0	0	4

Saturday

Date 10/7/2017 Day Saturday

	STANDARD_S	ADA_STALLS	RESERVED_S	LOADING_ZO	METERED_ST	TIME_LIMIT	ILLEGAL
	36	0	0	0	0	0	
11:00AM	35	0	0	0	0	0	0
Noon	35	0	0	0	0	0	0
1:00PM	35	0	0	0	0	0	0
6:00PM	36	0	0	0	0	0	1
7:00PM	36	0	0	0	0	0	4
8:00PM	36	0	0	0	0	0	4

Long Beach Parking Study - Alamitos Beach On-Street Occupancy Survey

B37N

Weekday

Date 10/5/2017 Day Thursday

	STANDARD_S	ADA_STALLS	RESERVED_S	LOADING_ZO	METERED_ST	TIME_LIMIT	ILLEGAL
	17	1	0	0	0	0	
7:00AM	13	0	0	0	0	0	0
8:00AM	8	0	0	0	0	0	0
9:00AM	8	0	0	0	0	0	0
4:00PM	13	1	0	0	0	0	0
5:00PM	16	0	0	0	0	0	0
6:00PM	17	0	0	0	0	0	0

Saturday

Date 10/7/2017 Day Saturday

	STANDARD_S	ADA_STALLS	RESERVED_S	LOADING_ZO	METERED_ST	TIME_LIMIT	ILLEGAL
	17	1	0	0	0	0	
11:00AM	16	1	0	0	0	0	0
Noon	17	1	0	0	0	0	1
1:00PM	17	1	0	0	0	0	1
6:00PM	17	1	0	0	0	0	2
7:00PM	17	1	0	0	0	0	1
8:00PM	17	1	0	0	0	0	2

Long Beach Parking Study - Alamitos Beach On-Street Occupancy Survey

B37W

Weekday

Date 10/5/2017 Day Thursday

	STANDARD_S	ADA_STALLS	RESERVED_S	LOADING_ZO	METERED_ST	TIME_LIMIT	ILLEGAL
	15	0	0	0	0	0	
7:00AM	14	0	0	0	0	0	0
8:00AM	11	0	0	0	0	0	0
9:00AM	8	0	0	0	0	0	0
4:00PM	14	0	0	0	0	0	0
5:00PM	14	0	0	0	0	0	0
6:00PM	15	0	0	0	0	0	0

Saturday

Date 10/7/2017 Day Saturday

	STANDARD_S	ADA_STALLS	RESERVED_S	LOADING_ZO	METERED_ST	TIME_LIMIT	ILLEGAL
	15	0	0	0	0	0	
11:00AM	14	0	0	0	0	0	0
Noon	15	0	0	0	0	0	0
1:00PM	15	0	0	0	0	0	0
6:00PM	15	0	0	0	0	0	0
7:00PM	15	0	0	0	0	0	0
8:00PM	15	0	0	0	0	0	1

Long Beach Parking Study - Alamitos Beach On-Street Occupancy Survey

B38E

Weekday

Date 10/5/2017 Day Thursday

	STANDARD_S	ADA_STALLS	RESERVED_S	LOADING_ZO	METERED_ST	TIME_LIMIT	ILLEGAL
	15	1	0	0	0	0	
7:00AM	14	1	0	0	0	0	5
8:00AM	15	1	0	0	0	0	0
9:00AM	15	1	0	0	0	0	1
4:00PM	15	1	0	0	0	0	0
5:00PM	15	1	0	0	0	0	2
6:00PM	15	1	0	0	0	0	2

Saturday

Date 10/7/2017 Day Saturday

	STANDARD_S	ADA_STALLS	RESERVED_S	LOADING_ZO	METERED_ST	TIME_LIMIT	ILLEGAL
	15	1	0	0	0	0	
11:00AM	14	1	0	0	0	0	0
Noon	14	1	0	0	0	0	0
1:00PM	15	1	0	0	0	0	0
6:00PM	14	1	0	0	0	0	0
7:00PM	15	1	0	0	0	0	0
8:00PM	15	1	0	0	0	0	3

Long Beach Parking Study - Alamitos Beach On-Street Occupancy Survey

B38S

Weekday

Date 10/5/2017 Day Thursday

	STANDARD_S	ADA_STALLS	RESERVED_S	LOADING_ZO	METERED_ST	TIME_LIMIT	ILLEGAL
	30	4	0	0	0	0	
7:00AM	22	1	0	0	0	0	0
8:00AM	17	1	0	0	0	0	0
9:00AM	10	1	0	0	0	0	0
4:00PM	19	1	0	0	0	0	0
5:00PM	30	4	0	0	0	0	0
6:00PM	30	4	0	0	0	0	0

Saturday

Date 10/7/2017 Day Saturday

	STANDARD_S	ADA_STALLS	RESERVED_S	LOADING_ZO	METERED_ST	TIME_LIMIT	ILLEGAL
	30	4	0	0	0	0	
11:00AM	30	4	0	0	0	0	1
Noon	30	4	0	0	0	0	0
1:00PM	29	4	0	0	0	0	0
6:00PM	30	4	0	0	0	0	4
7:00PM	30	4	0	0	0	0	5
8:00PM	30	4	0	0	0	0	5

Long Beach Parking Study - Alamitos Beach On-Street Occupancy Survey

B38N

Weekday

Date 10/5/2017 Day Thursday

	STANDARD_S	ADA_STALLS	RESERVED_S	LOADING_ZO	METERED_ST	TIME_LIMIT	ILLEGAL
	18	1	0	0	0	0	
7:00AM	17	0	0	0	0	0	0
8:00AM	12	0	0	0	0	0	0
9:00AM	7	0	0	0	0	0	0
4:00PM	13	0	0	0	0	0	0
5:00PM	17	1	0	0	0	0	0
6:00PM	18	1	0	0	0	0	1

Saturday

Date 10/7/2017 Day Saturday

	STANDARD_S	ADA_STALLS	RESERVED_S	LOADING_ZO	METERED_ST	TIME_LIMIT	ILLEGAL
	18	1	0	0	0	0	
11:00AM	18	1	0	0	0	0	1
Noon	18	1	0	0	0	0	0
1:00PM	18	1	0	0	0	0	2
6:00PM	18	1	0	0	0	0	1
7:00PM	18	1	0	0	0	0	2
8:00PM	18	1	0	0	0	0	2

Long Beach Parking Study - Alamitos Beach On-Street Occupancy Survey

B38W

Weekday

Date 10/5/2017 Day Thursday

	STANDARD_S	ADA_STALLS	RESERVED_S	LOADING_ZO	METERED_ST	TIME_LIMIT	ILLEGAL
	25	1	0	0	0	0	
7:00AM	24	0	0	0	0	0	0
8:00AM	25	1	0	0	0	0	0
9:00AM	25	1	0	0	0	0	0
4:00PM	24	1	0	0	0	0	0
5:00PM	25	1	0	0	0	0	0
6:00PM	25	1	0	0	0	0	0

Saturday

Date 10/7/2017 Day Saturday

	STANDARD_S	ADA_STALLS	RESERVED_S	LOADING_ZO	METERED_ST	TIME_LIMIT	ILLEGAL
	25	1	0	0	0	0	
11:00AM	24	1	0	0	0	0	0
Noon	23	1	0	0	0	0	0
1:00PM	25	1	0	0	0	0	0
6:00PM	25	1	0	0	0	0	0
7:00PM	25	1	0	0	0	0	0
8:00PM	25	1	0	0	0	0	0

Long Beach Parking Study - Alamitos Beach On-Street Occupancy Survey**B39E****Weekday**

Date 10/5/2017 Day Thursday

	STANDARD_S	ADA_STALLS	RESERVED_S	LOADING_ZO	METERED_ST	TIME_LIMIT	ILLEGAL
	10	0	0	0	0	0	
7:00AM	6	0	0	0	0	0	0
8:00AM	5	0	0	0	0	0	0
9:00AM	3	0	0	0	0	0	0
4:00PM	9	0	0	0	0	0	0
5:00PM	10	0	0	0	0	0	0
6:00PM	10	0	0	0	0	0	0

Saturday

Date 10/7/2017 Day Saturday

	STANDARD_S	ADA_STALLS	RESERVED_S	LOADING_ZO	METERED_ST	TIME_LIMIT	ILLEGAL
	10	0	0	0	0	0	
11:00AM	9	0	0	0	0	0	0
Noon	10	0	0	0	0	0	0
1:00PM	9	0	0	0	0	0	0
6:00PM	10	0	0	0	0	0	0
7:00PM	10	0	0	0	0	0	0
8:00PM	10	0	0	0	0	0	0

Long Beach Parking Study - Alamitos Beach On-Street Occupancy Survey

B39S

Weekday

Date 10/5/2017 Day Thursday

	STANDARD_S	ADA_STALLS	RESERVED_S	LOADING_ZO	METERED_ST	TIME_LIMIT	ILLEGAL
	25	0	0	0	0	0	
7:00AM	24	0	0	0	0	0	0
8:00AM	16	0	0	0	0	0	0
9:00AM	10	0	0	0	0	0	0
4:00PM	21	0	0	0	0	0	0
5:00PM	25	0	0	0	0	0	3
6:00PM	25	0	0	0	0	0	2

Saturday

Date 10/7/2017 Day Saturday

	STANDARD_S	ADA_STALLS	RESERVED_S	LOADING_ZO	METERED_ST	TIME_LIMIT	ILLEGAL
	25	0	0	0	0	0	
11:00AM	25	0	0	0	0	0	3
Noon	25	0	0	0	0	0	4
1:00PM	25	0	0	0	0	0	2
6:00PM	25	0	0	0	0	0	2
7:00PM	25	0	0	0	0	0	4
8:00PM	25	0	0	0	0	0	4

Long Beach Parking Study - Alamitos Beach On-Street Occupancy Survey

B39N

Weekday

Date 10/5/2017 Day Thursday

	STANDARD_S	ADA_STALLS	RESERVED_S	LOADING_ZO	METERED_ST	TIME_LIMIT	ILLEGAL
	18	0	0	0	0	0	
7:00AM	11	0	0	0	0	0	0
8:00AM	5	0	0	0	0	0	0
9:00AM	5	0	0	0	0	0	0
4:00PM	18	0	0	0	0	0	0
5:00PM	18	0	0	0	0	0	0
6:00PM	18	0	0	0	0	0	0

Saturday

Date 10/7/2017 Day Saturday

	STANDARD_S	ADA_STALLS	RESERVED_S	LOADING_ZO	METERED_ST	TIME_LIMIT	ILLEGAL
	18	0	0	0	0	0	
11:00AM	18	0	0	0	0	0	0
Noon	18	0	0	0	0	0	0
1:00PM	18	0	0	0	0	0	0
6:00PM	18	0	0	0	0	0	1
7:00PM	18	0	0	0	0	0	2
8:00PM	18	0	0	0	0	0	2

Long Beach Parking Study - Alamitos Beach On-Street Occupancy Survey**B39W****Weekday**

Date 10/5/2017 Day Thursday

	STANDARD_S	ADA_STALLS	RESERVED_S	LOADING_ZO	METERED_ST	TIME_LIMIT	ILLEGAL
	9	0	0	0	0	0	
7:00AM	7	0	0	0	0	0	0
8:00AM	5	0	0	0	0	0	0
9:00AM	3	0	0	0	0	0	0
4:00PM	7	0	0	0	0	0	0
5:00PM	9	0	0	0	0	0	1
6:00PM	8	0	0	0	0	0	0

Saturday

Date 10/7/2017 Day Saturday

	STANDARD_S	ADA_STALLS	RESERVED_S	LOADING_ZO	METERED_ST	TIME_LIMIT	ILLEGAL
	9	0	0	0	0	0	
11:00AM	9	0	0	0	0	0	0
Noon	9	0	0	0	0	0	0
1:00PM	9	0	0	0	0	0	0
6:00PM	9	0	0	0	0	0	0
7:00PM	9	0	0	0	0	0	0
8:00PM	9	0	0	0	0	0	0

Long Beach Parking Study - Alamitos Beach On-Street Occupancy Survey

B40E

Weekday

Date 10/5/2017 Day Thursday

	STANDARD_S	ADA_STALLS	RESERVED_S	LOADING_ZO	METERED_ST	TIME_LIMIT	ILLEGAL
	25	0	0	0	0	0	
7:00AM	24	0	0	0	0	0	0
8:00AM	25	0	0	0	0	0	0
9:00AM	25	0	0	0	0	0	0
4:00PM	25	0	0	0	0	0	0
5:00PM	25	0	0	0	0	0	1
6:00PM	25	0	0	0	0	0	1

Saturday

Date 10/7/2017 Day Saturday

	STANDARD_S	ADA_STALLS	RESERVED_S	LOADING_ZO	METERED_ST	TIME_LIMIT	ILLEGAL
	25	0	0	0	0	0	
11:00AM	25	0	0	0	0	0	0
Noon	25	0	0	0	0	0	0
1:00PM	24	0	0	0	0	0	0
6:00PM	25	0	0	0	0	0	0
7:00PM	24	0	0	0	0	0	0
8:00PM	25	0	0	0	0	0	0

Long Beach Parking Study - Alamitos Beach On-Street Occupancy Survey**B40S****Weekday**

Date 10/5/2017 Day Thursday

	STANDARD_S	ADA_STALLS	RESERVED_S	LOADING_ZO	METERED_ST	TIME_LIMIT	ILLEGAL
	26	0	0	0	0	0	
7:00AM	24	0	0	0	0	0	0
8:00AM	15	0	0	0	0	0	0
9:00AM	12	0	0	0	0	0	0
4:00PM	23	0	0	0	0	0	0
5:00PM	26	0	0	0	0	0	0
6:00PM	26	0	0	0	0	0	1

Saturday

Date 10/7/2017 Day Saturday

	STANDARD_S	ADA_STALLS	RESERVED_S	LOADING_ZO	METERED_ST	TIME_LIMIT	ILLEGAL
	26	0	0	0	0	0	
11:00AM	26	0	0	0	0	0	1
Noon	26	0	0	0	0	0	2
1:00PM	26	0	0	0	0	0	0
6:00PM	26	0	0	0	0	0	0
7:00PM	26	0	0	0	0	0	0
8:00PM	26	0	0	0	0	0	0

Long Beach Parking Study - Alamitos Beach On-Street Occupancy Survey

B40N

Weekday

Date 10/5/2017 Day Thursday

	STANDARD_S	ADA_STALLS	RESERVED_S	LOADING_ZO	METERED_ST	TIME_LIMIT	ILLEGAL
	18	2	0	0	0	0	
7:00AM	12	1	0	0	0	0	0
8:00AM	12	1	0	0	0	0	0
9:00AM	8	1	0	0	0	0	0
4:00PM	17	2	0	0	0	0	0
5:00PM	18	2	0	0	0	0	0
6:00PM	18	2	0	0	0	0	0

Saturday

Date 10/7/2017 Day Saturday

	STANDARD_S	ADA_STALLS	RESERVED_S	LOADING_ZO	METERED_ST	TIME_LIMIT	ILLEGAL
	18	2	0	0	0	0	
11:00AM	16	2	0	0	0	0	0
Noon	17	2	0	0	0	0	0
1:00PM	18	2	0	0	0	0	0
6:00PM	18	2	0	0	0	0	0
7:00PM	18	2	0	0	0	0	2
8:00PM	18	2	0	0	0	0	2

Long Beach Parking Study - Alamitos Beach On-Street Occupancy Survey

B40W

Weekday

Date 10/5/2017 Day Thursday

	STANDARD_S	ADA_STALLS	RESERVED_S	LOADING_ZO	METERED_ST	TIME_LIMIT	ILLEGAL
	20	0	0	0	0	0	
7:00AM	20	0	0	0	0	0	1
8:00AM	20	0	0	0	0	0	0
9:00AM	20	0	0	0	0	0	1
4:00PM	17	0	0	0	0	0	0
5:00PM	20	0	0	0	0	0	0
6:00PM	20	0	0	0	0	0	0

Saturday

Date 10/7/2017 Day Saturday

	STANDARD_S	ADA_STALLS	RESERVED_S	LOADING_ZO	METERED_ST	TIME_LIMIT	ILLEGAL
	20	0	0	0	0	0	
11:00AM	20	0	0	0	0	0	1
Noon	20	0	0	0	0	0	0
1:00PM	20	0	0	0	0	0	0
6:00PM	20	0	0	0	0	0	1
7:00PM	20	0	0	0	0	0	3
8:00PM	20	0	0	0	0	0	3

Long Beach Parking Study - Alamitos Beach On-Street Occupancy Survey

B41E

Weekday

Date 10/5/2017 Day Thursday

	STANDARD_S	ADA_STALLS	RESERVED_S	LOADING_ZO	METERED_ST	TIME_LIMIT	ILLEGAL
	9	0	0	0	0	0	
7:00AM	6	0	0	0	0	0	0
8:00AM	3	0	0	0	0	0	0
9:00AM	2	0	0	0	0	0	0
4:00PM	9	0	0	0	0	0	0
5:00PM	9	0	0	0	0	0	1
6:00PM	9	0	0	0	0	0	1

Saturday

Date 10/7/2017 Day Saturday

	STANDARD_S	ADA_STALLS	RESERVED_S	LOADING_ZO	METERED_ST	TIME_LIMIT	ILLEGAL
	9	0	0	0	0	0	
11:00AM	9	0	0	0	0	0	0
Noon	9	0	0	0	0	0	0
1:00PM	9	0	0	0	0	0	1
6:00PM	9	0	0	0	0	0	2
7:00PM	9	0	0	0	0	0	2
8:00PM	9	0	0	0	0	0	2

Long Beach Parking Study - Alamitos Beach On-Street Occupancy Survey

B41S

Weekday

Date 10/5/2017 Day Thursday

	STANDARD_S	ADA_STALLS	RESERVED_S	LOADING_ZO	METERED_ST	TIME_LIMIT	ILLEGAL
	28	2	0	0	0	0	
7:00AM	20	2	0	0	0	0	0
8:00AM	19	2	0	0	0	0	0
9:00AM	14	2	0	0	0	0	0
4:00PM	26	2	0	0	0	0	0
5:00PM	27	2	0	0	0	0	0
6:00PM	27	2	0	0	0	0	0

Saturday

Date 10/7/2017 Day Saturday

	STANDARD_S	ADA_STALLS	RESERVED_S	LOADING_ZO	METERED_ST	TIME_LIMIT	ILLEGAL
	28	2	0	0	0	0	
11:00AM	28	2	0	0	0	0	0
Noon	27	2	0	0	0	0	1
1:00PM	27	2	0	0	0	0	0
6:00PM	27	1	0	0	0	0	0
7:00PM	28	2	0	0	0	0	1
8:00PM	28	2	0	0	0	0	1

Long Beach Parking Study - Alamitos Beach On-Street Occupancy Survey

B41N

Weekday

Date 10/5/2017 Day Thursday

	STANDARD_S	ADA_STALLS	RESERVED_S	LOADING_ZO	METERED_ST	TIME_LIMIT	ILLEGAL
	18	1	0	1	0	1	
7:00AM	14	1	0	1	0	1	0
8:00AM	11	1	0	0	0	0	0
9:00AM	10	1	0	0	0	0	0
4:00PM	15	1	0	1	0	0	0
5:00PM	17	0	0	1	0	1	0
6:00PM	16	1	0	0	0	1	0

Saturday

Date 10/7/2017 Day Saturday

	STANDARD_S	ADA_STALLS	RESERVED_S	LOADING_ZO	METERED_ST	TIME_LIMIT	ILLEGAL
	18	1	0	1	0	1	
11:00AM	18	1	0	0	0	1	1
Noon	17	1	0	0	0	1	0
1:00PM	17	1	0	0	0	1	0
6:00PM	17	1	0	0	0	1	0
7:00PM	18	1	0	0	0	1	1
8:00PM	18	1	0	0	0	1	1

Long Beach Parking Study - Alamitos Beach On-Street Occupancy Survey

B41W

Weekday

Date 10/5/2017 Day Thursday

	STANDARD_S	ADA_STALLS	RESERVED_S	LOADING_ZO	METERED_ST	TIME_LIMIT	ILLEGAL
	11	1	0	0	0	0	
7:00AM	8	0	0	0	0	0	0
8:00AM	7	0	0	0	0	0	0
9:00AM	4	0	0	0	0	0	0
4:00PM	8	0	0	0	0	0	0
5:00PM	9	0	0	0	0	0	0
6:00PM	11	0	0	0	0	0	0

Saturday

Date 10/7/2017 Day Saturday

	STANDARD_S	ADA_STALLS	RESERVED_S	LOADING_ZO	METERED_ST	TIME_LIMIT	ILLEGAL
	11	1	0	0	0	0	
11:00AM	11	1	0	0	0	0	1
Noon	11	1	0	0	0	0	0
1:00PM	11	1	0	0	0	0	0
6:00PM	10	1	0	0	0	0	0
7:00PM	10	1	0	0	0	0	0
8:00PM	11	1	0	0	0	0	0

Long Beach Parking Study - Alamitos Beach On-Street Occupancy Survey

B42E

Weekday

Date 10/5/2017 Day Thursday

	STANDARD_S	ADA_STALLS	RESERVED_S	LOADING_ZO	METERED_ST	TIME_LIMIT	ILLEGAL
	6	0	0	0	0	0	
7:00AM	6	0	0	0	0	0	0
8:00AM	6	0	0	0	0	0	0
9:00AM	6	0	0	0	0	0	0
4:00PM	3	0	0	0	0	0	0
5:00PM	3	0	0	0	0	0	0
6:00PM	6	0	0	0	0	0	0

Saturday

Date 10/7/2017 Day Saturday

	STANDARD_S	ADA_STALLS	RESERVED_S	LOADING_ZO	METERED_ST	TIME_LIMIT	ILLEGAL
	6	0	0	0	0	0	
11:00AM	6	0	0	0	0	0	0
Noon	6	0	0	0	0	0	1
1:00PM	5	0	0	0	0	0	0
6:00PM	6	0	0	0	0	0	2
7:00PM	6	0	0	0	0	0	2
8:00PM	6	0	0	0	0	0	2

Long Beach Parking Study - Alamitos Beach On-Street Occupancy Survey**B42S****Weekday**

Date

10/5/2017

Day

Thursday

	STANDARD_S	ADA_STALLS	RESERVED_S	LOADING_ZO	METERED_ST	TIME_LIMIT	ILLEGAL
	49	0	0	0	0	0	
7:00AM	33	0	0	0	0	0	0
8:00AM	27	0	0	0	0	0	0
9:00AM	17	0	0	0	0	0	0
4:00PM	32	0	0	0	0	0	0
5:00PM	47	0	0	0	0	0	0
6:00PM	48	0	0	0	0	0	0

Saturday

Date

10/7/2017

Day

Saturday

	STANDARD_S	ADA_STALLS	RESERVED_S	LOADING_ZO	METERED_ST	TIME_LIMIT	ILLEGAL
	49	0	0	0	0	0	
11:00AM	48	0	0	0	0	0	0
Noon	48	0	0	0	0	0	0
1:00PM	47	0	0	0	0	0	0
6:00PM	48	0	0	0	0	0	0
7:00PM	49	0	0	0	0	0	0
8:00PM	49	0	0	0	0	0	0

Long Beach Parking Study - Alamitos Beach On-Street Occupancy Survey

B42N

Weekday

Date 10/5/2017 Day Thursday

	STANDARD_S	ADA_STALLS	RESERVED_S	LOADING_ZO	METERED_ST	TIME_LIMIT	ILLEGAL
	24	0	0	0	0	0	
7:00AM	12	0	0	0	0	0	0
8:00AM	14	0	0	0	0	0	0
9:00AM	6	0	0	0	0	0	0
4:00PM	19	0	0	0	0	0	0
5:00PM	24	0	0	0	0	0	1
6:00PM	24	0	0	0	0	0	0

Saturday

Date 10/7/2017 Day Saturday

	STANDARD_S	ADA_STALLS	RESERVED_S	LOADING_ZO	METERED_ST	TIME_LIMIT	ILLEGAL
	24	0	0	0	0	0	
11:00AM	23	0	0	0	0	0	0
Noon	23	0	0	0	0	0	0
1:00PM	22	0	0	0	0	0	0
6:00PM	24	0	0	0	0	0	0
7:00PM	24	0	0	0	0	0	0
8:00PM	24	0	0	0	0	0	0

Long Beach Parking Study - Alamitos Beach On-Street Occupancy Survey

B42W

Weekday

Date 10/5/2017 Day Thursday

	STANDARD_S	ADA_STALLS	RESERVED_S	LOADING_ZO	METERED_ST	TIME_LIMIT	ILLEGAL
	11	0	0	0	0	0	
7:00AM	10	0	0	0	0	0	0
8:00AM	10	0	0	0	0	0	0
9:00AM	11	0	0	0	0	0	0
4:00PM	10	0	0	0	0	0	0
5:00PM	9	0	0	0	0	0	0
6:00PM	11	0	0	0	0	0	1

Saturday

Date 10/7/2017 Day Saturday

	STANDARD_S	ADA_STALLS	RESERVED_S	LOADING_ZO	METERED_ST	TIME_LIMIT	ILLEGAL
	11	0	0	0	0	0	
11:00AM	11	0	0	0	0	0	0
Noon	11	0	0	0	0	0	0
1:00PM	9	0	0	0	0	0	0
6:00PM	11	0	0	0	0	0	1
7:00PM	11	0	0	0	0	0	1
8:00PM	11	0	0	0	0	0	1

Long Beach Parking Study - Alamitos Beach On-Street Occupancy Survey

B43E

Weekday

Date 10/5/2017 Day Thursday

	STANDARD_S	ADA_STALLS	RESERVED_S	LOADING_ZO	METERED_ST	TIME_LIMIT	ILLEGAL
	11	1	0	0	0	0	0
7:00AM	11	0	0	0	0	0	0
8:00AM	10	0	0	0	0	0	0
9:00AM	9	0	0	0	0	0	0
4:00PM	10	1	0	0	0	0	0
5:00PM	11	1	0	0	0	0	0
6:00PM	11	1	0	0	0	0	0

Saturday

Date 10/7/2017 Day Saturday

	STANDARD_S	ADA_STALLS	RESERVED_S	LOADING_ZO	METERED_ST	TIME_LIMIT	ILLEGAL
	11	1	0	0	0	0	0
11:00AM	11	1	0	0	0	0	0
Noon	11	0	0	0	0	0	0
1:00PM	10	1	0	0	0	0	0
6:00PM	11	1	0	0	0	0	1
7:00PM	11	1	0	0	0	0	0
8:00PM	11	1	0	0	0	0	0

Long Beach Parking Study - Alamitos Beach On-Street Occupancy Survey

B43S

Weekday

Date 10/5/2017 Day Thursday

	STANDARD_S	ADA_STALLS	RESERVED_S	LOADING_ZO	METERED_ST	TIME_LIMIT	ILLEGAL
	0	0	0	0	0	16	
7:00AM	0	0	0	0	0	11	0
8:00AM	0	0	0	0	0	9	0
9:00AM	0	0	0	0	0	9	0
4:00PM	0	0	0	0	0	5	0
5:00PM	0	0	0	0	0	9	0
6:00PM	0	0	0	0	0	14	0

Saturday

Date 10/7/2017 Day Saturday

	STANDARD_S	ADA_STALLS	RESERVED_S	LOADING_ZO	METERED_ST	TIME_LIMIT	ILLEGAL
	0	0	0	0	0	16	
11:00AM	0	0	0	0	0	16	0
Noon	0	0	0	0	0	11	0
1:00PM	0	0	0	0	0	13	0
6:00PM	0	0	0	0	0	15	0
7:00PM	0	0	0	0	0	16	0
8:00PM	0	0	0	0	0	16	2

Long Beach Parking Study - Alamitos Beach On-Street Occupancy Survey

B43N

Weekday

Date 10/5/2017 Day Thursday

	STANDARD_S	ADA_STALLS	RESERVED_S	LOADING_ZO	METERED_ST	TIME_LIMIT	ILLEGAL
	16	0	0	0	0	0	
7:00AM	9	0	0	0	0	0	0
8:00AM	8	0	0	0	0	0	0
9:00AM	10	0	0	0	0	0	0
4:00PM	10	0	0	0	0	0	0
5:00PM	12	0	0	0	0	0	0
6:00PM	15	0	0	0	0	0	0

Saturday

Date 10/7/2017 Day Saturday

	STANDARD_S	ADA_STALLS	RESERVED_S	LOADING_ZO	METERED_ST	TIME_LIMIT	ILLEGAL
	16	0	0	0	0	0	
11:00AM	14	0	0	0	0	0	0
Noon	10	0	0	0	0	0	0
1:00PM	15	0	0	0	0	0	0
6:00PM	16	0	0	0	0	0	0
7:00PM	16	0	0	0	0	0	2
8:00PM	16	0	0	0	0	0	1

Long Beach Parking Study - Alamitos Beach On-Street Occupancy Survey

B43W

Weekday

Date 10/5/2017 Day Thursday

	STANDARD_S	ADA_STALLS	RESERVED_S	LOADING_ZO	METERED_ST	TIME_LIMIT	ILLEGAL
	2	0	0	0	0	0	0
7:00AM	2	0	0	0	0	0	0
8:00AM	2	0	0	0	0	0	0
9:00AM	2	0	0	0	0	0	0
4:00PM	2	0	0	0	0	0	0
5:00PM	1	0	0	0	0	0	0
6:00PM	1	0	0	0	0	0	0

Saturday

Date 10/7/2017 Day Saturday

	STANDARD_S	ADA_STALLS	RESERVED_S	LOADING_ZO	METERED_ST	TIME_LIMIT	ILLEGAL
	2	0	0	0	0	0	0
11:00AM	2	0	0	0	0	0	1
Noon	2	0	0	0	0	0	1
1:00PM	2	0	0	0	0	0	0
6:00PM	2	0	0	0	0	0	1
7:00PM	2	0	0	0	0	0	1
8:00PM	2	0	0	0	0	0	1

Long Beach Parking Study - Alamitos Beach On-Street Occupancy Survey

B44E

Weekday

Date 10/5/2017 Day Thursday

	STANDARD_S	ADA_STALLS	RESERVED_S	LOADING_ZO	METERED_ST	TIME_LIMIT	ILLEGAL
	6	0	0	0	0	0	0
7:00AM	6	0	0	0	0	0	0
8:00AM	3	0	0	0	0	0	0
9:00AM	3	0	0	0	0	0	0
4:00PM	4	0	0	0	0	0	0
5:00PM	5	0	0	0	0	0	0
6:00PM	5	0	0	0	0	0	0

Saturday

Date 10/7/2017 Day Saturday

	STANDARD_S	ADA_STALLS	RESERVED_S	LOADING_ZO	METERED_ST	TIME_LIMIT	ILLEGAL
	6	0	0	0	0	0	0
11:00AM	5	0	0	0	0	0	0
Noon	6	0	0	0	0	0	0
1:00PM	6	0	0	0	0	0	0
6:00PM	6	0	0	0	0	0	0
7:00PM	6	0	0	0	0	0	0
8:00PM	6	0	0	0	0	0	1

Long Beach Parking Study - Alamitos Beach On-Street Occupancy Survey

B44S

Weekday

Date 10/5/2017 Day Thursday

	STANDARD_S	ADA_STALLS	RESERVED_S	LOADING_ZO	METERED_ST	TIME_LIMIT	ILLEGAL
	14	0	0	0	0	1	
7:00AM	10	0	0	0	0	0	0
8:00AM	7	0	0	0	0	0	0
9:00AM	4	0	0	0	0	0	0
4:00PM	7	0	0	0	0	0	0
5:00PM	9	0	0	0	0	0	0
6:00PM	14	0	0	0	0	1	1

Saturday

Date 10/7/2017 Day Saturday

	STANDARD_S	ADA_STALLS	RESERVED_S	LOADING_ZO	METERED_ST	TIME_LIMIT	ILLEGAL
	14	0	0	0	0	1	
11:00AM	11	0	0	0	0	0	0
Noon	11	0	0	0	0	0	0
1:00PM	12	0	0	0	0	0	0
6:00PM	14	0	0	0	0	1	0
7:00PM	13	0	0	0	0	1	0
8:00PM	14	0	0	0	0	1	1

Long Beach Parking Study - Alamitos Beach On-Street Occupancy Survey**B44N****Weekday**

Date

10/5/2017

Day

Thursday

	STANDARD_S	ADA_STALLS	RESERVED_S	LOADING_ZO	METERED_ST	TIME_LIMIT	ILLEGAL
	21	0	0	0	0	0	
7:00AM	18	0	0	0	0	0	0
8:00AM	14	0	0	0	0	0	0
9:00AM	14	0	0	0	0	0	0
4:00PM	18	0	0	0	0	0	0
5:00PM	12	0	0	0	0	0	0
6:00PM	21	0	0	0	0	0	0

Saturday

Date

10/7/2017

Day

Saturday

	STANDARD_S	ADA_STALLS	RESERVED_S	LOADING_ZO	METERED_ST	TIME_LIMIT	ILLEGAL
	21	0	0	0	0	0	
11:00AM	19	0	0	0	0	0	0
Noon	21	0	0	0	0	0	0
1:00PM	19	0	0	0	0	0	0
6:00PM	21	0	0	0	0	0	0
7:00PM	21	0	0	0	0	0	0
8:00PM	21	0	0	0	0	0	0

Long Beach Parking Study - Alamitos Beach On-Street Occupancy Survey

B44W

Weekday

Date 10/5/2017 Day Thursday

	STANDARD_S	ADA_STALLS	RESERVED_S	LOADING_ZO	METERED_ST	TIME_LIMIT	ILLEGAL
	2	0	0	0	0	1	0
7:00AM	2	0	0	0	0	1	0
8:00AM	2	0	0	0	0	1	0
9:00AM	2	0	0	0	0	1	0
4:00PM	2	0	0	0	0	0	0
5:00PM	2	0	0	0	0	0	0
6:00PM	2	0	0	0	0	0	0

Saturday

Date 10/7/2017 Day Saturday

	STANDARD_S	ADA_STALLS	RESERVED_S	LOADING_ZO	METERED_ST	TIME_LIMIT	ILLEGAL
	2	0	0	0	0	1	0
11:00AM	2	0	0	0	0	0	0
Noon	2	0	0	0	0	1	0
1:00PM	2	0	0	0	0	1	0
6:00PM	2	0	0	0	0	1	1
7:00PM	2	0	0	0	0	1	1
8:00PM	2	0	0	0	0	1	1

Long Beach Parking Study - Alamitos Beach On-Street Occupancy Survey**B45N****Weekday**

Date

10/5/2017

Day

Thursday

	STANDARD_S	ADA_STALLS	RESERVED_S	LOADING_ZO	METERED_ST	TIME_LIMIT	ILLEGAL
	16	0	0	0	0	0	
7:00AM	11	0	0	0	0	0	0
8:00AM	7	0	0	0	0	0	0
9:00AM	6	0	0	0	0	0	0
4:00PM	15	0	0	0	0	0	0
5:00PM	16	0	0	0	0	0	1
6:00PM	16	0	0	0	0	0	1

Saturday

Date

10/7/2017

Day

Saturday

	STANDARD_S	ADA_STALLS	RESERVED_S	LOADING_ZO	METERED_ST	TIME_LIMIT	ILLEGAL
	16	0	0	0	0	0	
11:00AM	14	0	0	0	0	0	0
Noon	11	0	0	0	0	0	0
1:00PM	16	0	0	0	0	0	0
6:00PM	16	0	0	0	0	0	1
7:00PM	16	0	0	0	0	0	2
8:00PM	16	0	0	0	0	0	2

Long Beach Parking Study - Alamitos Beach On-Street Occupancy Survey

B45W

Weekday

Date

Day

	STANDARD_S	ADA_STALLS	RESERVED_S	LOADING_ZO	METERED_ST	TIME_LIMIT	ILLEGAL
	8	0	0	0	0	0	0
7:00AM	7	0	0	0	0	0	0
8:00AM	6	0	0	0	0	0	0
9:00AM	5	0	0	0	0	0	0
4:00PM	5	0	0	0	0	0	0
5:00PM	8	0	0	0	0	0	0
6:00PM	8	0	0	0	0	0	0

Saturday

Date

Day

Saturday

	STANDARD_S	ADA_STALLS	RESERVED_S	LOADING_ZO	METERED_ST	TIME_LIMIT	ILLEGAL
	8	0	0	0	0	0	0
11:00AM	8	0	0	0	0	0	1
Noon	8	0	0	0	0	0	1
1:00PM	8	0	0	0	0	0	0
6:00PM	8	0	0	0	0	0	3
7:00PM	8	0	0	0	0	0	3
8:00PM	8	0	0	0	0	0	5

Long Beach Parking Study - Alamitos Beach On-Street Occupancy Survey**B46E****Weekday**

Date 10/5/2017 Day Thursday

	STANDARD_S	ADA_STALLS	RESERVED_S	LOADING_ZO	METERED_ST	TIME_LIMIT	ILLEGAL
	5	0	0	0	0	0	
7:00AM	2	0	0	0	0	0	0
8:00AM	2	0	0	0	0	0	0
9:00AM	0	0	0	0	0	0	0
4:00PM	3	0	0	0	0	0	0
5:00PM	4	0	0	0	0	0	0
6:00PM	4	0	0	0	0	0	0

Saturday

Date 10/7/2017 Day Saturday

	STANDARD_S	ADA_STALLS	RESERVED_S	LOADING_ZO	METERED_ST	TIME_LIMIT	ILLEGAL
	5	0	0	0	0	0	
11:00AM	4	0	0	0	0	0	0
Noon	4	0	0	0	0	0	0
1:00PM	5	0	0	0	0	0	0
6:00PM	5	0	0	0	0	0	1
7:00PM	5	0	0	0	0	0	0
8:00PM	5	0	0	0	0	0	0

Long Beach Parking Study - Alamitos Beach On-Street Occupancy Survey**B46N****Weekday**

Date

10/5/2017

Day

Thursday

	STANDARD_S	ADA_STALLS	RESERVED_S	LOADING_ZO	METERED_ST	TIME_LIMIT	ILLEGAL
	18	0	0	0	0	0	
7:00AM	16	0	0	0	0	0	0
8:00AM	18	0	0	0	0	0	0
9:00AM	18	0	0	0	0	0	2
4:00PM	15	0	0	0	0	0	0
5:00PM	17	0	0	0	0	0	0
6:00PM	18	0	0	0	0	0	1

Saturday

Date

10/7/2017

Day

Saturday

	STANDARD_S	ADA_STALLS	RESERVED_S	LOADING_ZO	METERED_ST	TIME_LIMIT	ILLEGAL
	18	0	0	0	0	0	
11:00AM	17	0	0	0	0	0	0
Noon	15	0	0	0	0	0	0
1:00PM	15	0	0	0	0	0	0
6:00PM	17	0	0	0	0	0	0
7:00PM	15	0	0	0	0	0	0
8:00PM	18	0	0	0	0	0	0

Long Beach Parking Study - Alamitos Beach On-Street Occupancy Survey

B47E

Weekday

Date 10/5/2017 Day Thursday

	STANDARD_S	ADA_STALLS	RESERVED_S	LOADING_ZO	METERED_ST	TIME_LIMIT	ILLEGAL
	10	0	0	0	0	0	
7:00AM	10	0	0	0	0	0	1
8:00AM	9	0	0	0	0	0	0
9:00AM	10	0	0	0	0	0	1
4:00PM	9	0	0	0	0	0	0
5:00PM	10	0	0	0	0	0	1
6:00PM	10	0	0	0	0	0	3

Saturday

Date 10/7/2017 Day Saturday

	STANDARD_S	ADA_STALLS	RESERVED_S	LOADING_ZO	METERED_ST	TIME_LIMIT	ILLEGAL
	10	0	0	0	0	0	
11:00AM	9	0	0	0	0	0	0
Noon	10	0	0	0	0	0	0
1:00PM	9	0	0	0	0	0	0
6:00PM	10	0	0	0	0	0	3
7:00PM	10	0	0	0	0	0	2
8:00PM	10	0	0	0	0	0	2

Long Beach Parking Study - Alamitos Beach On-Street Occupancy Survey

B47S

Weekday

Date 10/5/2017 Day Thursday

	STANDARD_S	ADA_STALLS	RESERVED_S	LOADING_ZO	METERED_ST	TIME_LIMIT	ILLEGAL
	10	0	0	1	0	1	
7:00AM	10	0	0	0	0	0	0
8:00AM	6	0	0	1	0	1	0
9:00AM	6	0	0	0	0	0	0
4:00PM	7	0	0	0	0	0	0
5:00PM	9	0	0	0	0	0	0
6:00PM	10	0	0	1	0	1	0

Saturday

Date 10/7/2017 Day Saturday

	STANDARD_S	ADA_STALLS	RESERVED_S	LOADING_ZO	METERED_ST	TIME_LIMIT	ILLEGAL
	10	0	0	1	0	1	
11:00AM	8	0	0	0	0	1	0
Noon	9	0	0	0	0	1	0
1:00PM	10	0	0	1	0	1	0
6:00PM	10	0	0	1	0	1	2
7:00PM	10	0	0	1	0	1	3
8:00PM	10	0	0	1	0	1	3

Long Beach Parking Study - Alamitos Beach On-Street Occupancy Survey

B47N

Weekday

Date 10/5/2017 Day Thursday

	STANDARD_S	ADA_STALLS	RESERVED_S	LOADING_ZO	METERED_ST	TIME_LIMIT	ILLEGAL
	13	0	0	0	0	0	
7:00AM	10	0	0	0	0	0	0
8:00AM	12	0	0	0	0	0	0
9:00AM	13	0	0	0	0	0	0
4:00PM	10	0	0	0	0	0	0
5:00PM	11	0	0	0	0	0	0
6:00PM	12	0	0	0	0	0	0

Saturday

Date 10/7/2017 Day Saturday

	STANDARD_S	ADA_STALLS	RESERVED_S	LOADING_ZO	METERED_ST	TIME_LIMIT	ILLEGAL
	13	0	0	0	0	0	
11:00AM	13	0	0	0	0	0	0
Noon	13	0	0	0	0	0	1
1:00PM	13	0	0	0	0	0	0
6:00PM	13	0	0	0	0	0	2
7:00PM	13	0	0	0	0	0	1
8:00PM	13	0	0	0	0	0	2

Long Beach Parking Study - Alamitos Beach On-Street Occupancy Survey**B47W****Weekday**

Date

10/5/2017

Day

Thursday

	STANDARD_S	ADA_STALLS	RESERVED_S	LOADING_ZO	METERED_ST	TIME_LIMIT	ILLEGAL
	13	0	0	0	0	0	
7:00AM	12	0	0	0	0	0	0
8:00AM	13	0	0	0	0	0	0
9:00AM	13	0	0	0	0	0	0
4:00PM	13	0	0	0	0	0	0
5:00PM	13	0	0	0	0	0	0
6:00PM	13	0	0	0	0	0	1

Saturday

Date

10/7/2017

Day

Saturday

	STANDARD_S	ADA_STALLS	RESERVED_S	LOADING_ZO	METERED_ST	TIME_LIMIT	ILLEGAL
	13	0	0	0	0	0	
11:00AM	11	0	0	0	0	0	0
Noon	12	0	0	0	0	0	0
1:00PM	13	0	0	0	0	0	0
6:00PM	13	0	0	0	0	0	0
7:00PM	13	0	0	0	0	0	0
8:00PM	13	0	0	0	0	0	0

Long Beach Parking Study - Alamitos Beach On-Street Occupancy Survey

B48E

Weekday

Date 10/5/2017 Day Thursday

	STANDARD_S	ADA_STALLS	RESERVED_S	LOADING_ZO	METERED_ST	TIME_LIMIT	ILLEGAL
	4	0	0	0	0	0	
7:00AM	3	0	0	0	0	0	0
8:00AM	3	0	0	0	0	0	0
9:00AM	2	0	0	0	0	0	0
4:00PM	4	0	0	0	0	0	0
5:00PM	4	0	0	0	0	0	0
6:00PM	4	0	0	0	0	0	0

Saturday

Date 10/7/2017 Day Saturday

	STANDARD_S	ADA_STALLS	RESERVED_S	LOADING_ZO	METERED_ST	TIME_LIMIT	ILLEGAL
	4	0	0	0	0	0	
11:00AM	4	0	0	0	0	0	0
Noon	4	0	0	0	0	0	0
1:00PM	4	0	0	0	0	0	0
6:00PM	4	0	0	0	0	0	1
7:00PM	4	0	0	0	0	0	1
8:00PM	4	0	0	0	0	0	1

Long Beach Parking Study - Alamitos Beach On-Street Occupancy Survey

B48S

Weekday

Date 10/5/2017 Day Thursday

	STANDARD_S	ADA_STALLS	RESERVED_S	LOADING_ZO	METERED_ST	TIME_LIMIT	ILLEGAL
	14	0	0	0	0	1	
7:00AM	12	0	0	0	0		0
8:00AM	13	0	0	0	0		0
9:00AM	12	0	0	0	0		0
4:00PM	11	0	0	0	0		0
5:00PM	10	0	0	0	0		0
6:00PM	13	0	0	0	0		0

Saturday

Date 10/7/2017 Day Saturday

	STANDARD_S	ADA_STALLS	RESERVED_S	LOADING_ZO	METERED_ST	TIME_LIMIT	ILLEGAL
	14	0	0	0	0	1	
11:00AM	11	0	0	0	0	1	0
Noon	12	0	0	0	0	1	0
1:00PM	13	0	0	0	0	1	0
6:00PM	14	0	0	0	0	1	1
7:00PM	14	0	0	0	0	1	2
8:00PM	14	0	0	0	0	1	3

Long Beach Parking Study - Alamitos Beach On-Street Occupancy Survey**B48N****Weekday**

Date 10/5/2017 Day Thursday

	STANDARD_S	ADA_STALLS	RESERVED_S	LOADING_ZO	METERED_ST	TIME_LIMIT	ILLEGAL
	17	0	0	0	0	0	
7:00AM	17	0	0	0	0	0	0
8:00AM	17	0	0	0	0	0	1
9:00AM	17	0	0	0	0	0	2
4:00PM	17	0	0	0	0	0	0
5:00PM	17	0	0	0	0	0	2
6:00PM	17	0	0	0	0	0	0

Saturday

Date 10/7/2017 Day Saturday

	STANDARD_S	ADA_STALLS	RESERVED_S	LOADING_ZO	METERED_ST	TIME_LIMIT	ILLEGAL
	17	0	0	0	0	0	
11:00AM	17	0	0	0	0	0	1
Noon	17	0	0	0	0	0	1
1:00PM	17	0	0	0	0	0	0
6:00PM	17	0	0	0	0	0	2
7:00PM	17	0	0	0	0	0	1
8:00PM	17	0	0	0	0	0	2

Long Beach Parking Study - Alamitos Beach On-Street Occupancy Survey

B48W

Weekday

Date 10/5/2017 Day Thursday

	STANDARD_S	ADA_STALLS	RESERVED_S	LOADING_ZO	METERED_ST	TIME_LIMIT	ILLEGAL
	4	0	0	0	0	0	
7:00AM	4	0	0	0	0	0	0
8:00AM	3	0	0	0	0	0	0
9:00AM	3	0	0	0	0	0	0
4:00PM	4	0	0	0	0	0	0
5:00PM	4	0	0	0	0	0	0
6:00PM	4	0	0	0	0	0	0

Saturday

Date 10/7/2017 Day Saturday

	STANDARD_S	ADA_STALLS	RESERVED_S	LOADING_ZO	METERED_ST	TIME_LIMIT	ILLEGAL
	4	0	0	0	0	0	
11:00AM	4	0	0	0	0	0	1
Noon	4	0	0	0	0	0	1
1:00PM	4	0	0	0	0	0	1
6:00PM	4	0	0	0	0	0	0
7:00PM	4	0	0	0	0	0	0
8:00PM	4	0	0	0	0	0	0

Long Beach Parking Study - Alamitos Beach On-Street Occupancy Survey

B49E

Weekday

Date 10/5/2017 Day Thursday

	STANDARD_S	ADA_STALLS	RESERVED_S	LOADING_ZO	METERED_ST	TIME_LIMIT	ILLEGAL
	8	2	0	0	0	0	
7:00AM	8	1	0	0	0	0	0
8:00AM	7	2	0	0	0	0	0
9:00AM	8	1	0	0	0	0	0
4:00PM	7	0	0	0	0	0	0
5:00PM	8	0	0	0	0	0	0
6:00PM	8	0	0	0	0	0	0

Saturday

Date 10/7/2017 Day Saturday

	STANDARD_S	ADA_STALLS	RESERVED_S	LOADING_ZO	METERED_ST	TIME_LIMIT	ILLEGAL
	8	2	0	0	0	0	
11:00AM	8	2	0	0	0	0	0
Noon	8	2	0	0	0	0	0
1:00PM	7	2	0	0	0	0	0
6:00PM	8	1	0	0	0	0	0
7:00PM	8	1	0	0	0	0	0
8:00PM	8	2	0	0	0	0	0

Long Beach Parking Study - Alamitos Beach On-Street Occupancy Survey

B49S

Weekday

Date 10/5/2017 Day Thursday

	STANDARD_S	ADA_STALLS	RESERVED_S	LOADING_ZO	METERED_ST	TIME_LIMIT	ILLEGAL
	16	0	0	0	0	2	
7:00AM	10	0	0	0	0	0	0
8:00AM	8	0	0	0	0	0	0
9:00AM	4	0	0	0	0	0	0
4:00PM	12	0	0	0	0	2	0
5:00PM	11	0	0	0	0	0	0
6:00PM	15	0	0	0	0	1	0

Saturday

Date 10/7/2017 Day Saturday

	STANDARD_S	ADA_STALLS	RESERVED_S	LOADING_ZO	METERED_ST	TIME_LIMIT	ILLEGAL
	16	0	0	0	0	2	
11:00AM	15	0	0	0	0	0	0
Noon	16	0	0	0	0	1	0
1:00PM	16	0	0	0	0	1	0
6:00PM	16	0	0	0	0	2	2
7:00PM	16	0	0	0	0	2	1
8:00PM	16	0	0	0	0	2	2

Long Beach Parking Study - Alamitos Beach On-Street Occupancy Survey**B49N****Weekday**

Date 10/5/2017 Day Thursday

	STANDARD_S	ADA_STALLS	RESERVED_S	LOADING_ZO	METERED_ST	TIME_LIMIT	ILLEGAL
	17	0	0	0	0	0	
7:00AM	17	0	0	0	0	0	0
8:00AM	17	0	0	0	0	0	0
9:00AM	17	0	0	0	0	0	0
4:00PM	15	0	0	0	0	0	0
5:00PM	17	0	0	0	0	0	0
6:00PM	17	0	0	0	0	0	0

Saturday

Date 10/7/2017 Day Saturday

	STANDARD_S	ADA_STALLS	RESERVED_S	LOADING_ZO	METERED_ST	TIME_LIMIT	ILLEGAL
	17	0	0	0	0	0	
11:00AM	17	0	0	0	0	0	1
Noon	16	0	0	0	0	0	0
1:00PM	16	0	0	0	0	0	0
6:00PM	17	0	0	0	0	0	0
7:00PM	17	0	0	0	0	0	0
8:00PM	17	0	0	0	0	0	0

Long Beach Parking Study - Alamitos Beach On-Street Occupancy Survey

B49W

Weekday

Date 10/5/2017 Day Thursday

	STANDARD_S	ADA_STALLS	RESERVED_S	LOADING_ZO	METERED_ST	TIME_LIMIT	ILLEGAL
	13	0	0	0	0	0	
7:00AM	13	0	0	0	0	0	0
8:00AM	13	0	0	0	0	0	0
9:00AM	13	0	0	0	0	0	0
4:00PM	13	0	0	0	0	0	0
5:00PM	12	0	0	0	0	0	0
6:00PM	13	0	0	0	0	0	0

Saturday

Date 10/7/2017 Day Saturday

	STANDARD_S	ADA_STALLS	RESERVED_S	LOADING_ZO	METERED_ST	TIME_LIMIT	ILLEGAL
	13	0	0	0	0	0	
11:00AM	13	0	0	0	0	0	0
Noon	12	0	0	0	0	0	0
1:00PM	12	0	0	0	0	0	0
6:00PM	13	0	0	0	0	0	0
7:00PM	13	0	0	0	0	0	1
8:00PM	13	0	0	0	0	0	1

Long Beach Parking Study - Alamitos Beach On-Street Occupancy Survey

B50E

Weekday

Date 10/5/2017 Day Thursday

	STANDARD_S	ADA_STALLS	RESERVED_S	LOADING_ZO	METERED_ST	TIME_LIMIT	ILLEGAL
	5	0	0	0	0	1	
7:00AM	4	0	0	0	0	1	0
8:00AM	4	0	0	0	0	0	0
9:00AM	4	0	0	0	0	0	0
4:00PM	3	0	0	0	0	0	0
5:00PM	3	0	0	0	0	0	0
6:00PM	4	0	0	0	0	1	0

Saturday

Date 10/7/2017 Day Saturday

	STANDARD_S	ADA_STALLS	RESERVED_S	LOADING_ZO	METERED_ST	TIME_LIMIT	ILLEGAL
	5	0	0	0	0	1	
11:00AM	4	0	0	0	0	1	0
Noon	5	0	0	0	0	1	0
1:00PM	5	0	0	0	0	1	0
6:00PM	5	0	0	0	0	0	0
7:00PM	5	0	0	0	0	1	0
8:00PM	5	0	0	0	0	1	0

Long Beach Parking Study - Alamitos Beach On-Street Occupancy Survey

B50S

Weekday

Date 10/5/2017 Day Thursday

	STANDARD_S	ADA_STALLS	RESERVED_S	LOADING_ZO	METERED_ST	TIME_LIMIT	ILLEGAL
	13	0	0	1	0	0	
7:00AM	8	0	0	0	0	0	0
8:00AM	9	0	0	1	0	0	0
9:00AM	4	0	0	0	0	0	0
4:00PM	3	0	0	0	0	0	0
5:00PM	3	0	0	0	0	0	0
6:00PM	10	0	0	0	0	0	0

Saturday

Date 10/7/2017 Day Saturday

	STANDARD_S	ADA_STALLS	RESERVED_S	LOADING_ZO	METERED_ST	TIME_LIMIT	ILLEGAL
	13	0	0	1	0	0	
11:00AM	13	0	0	1	0	0	0
Noon	13	0	0	1	0	0	0
1:00PM	13	0	0	1	0	0	0
6:00PM	13	0	0	1	0	0	1
7:00PM	13	0	0	0	0	0	1
8:00PM	13	0	0	0	0	0	1

Long Beach Parking Study - Alamitos Beach On-Street Occupancy Survey

B50N

Weekday

Date 10/5/2017 Day Thursday

	STANDARD_S	ADA_STALLS	RESERVED_S	LOADING_ZO	METERED_ST	TIME_LIMIT	ILLEGAL
	16	0	0	0	0	0	
7:00AM	16	0	0	0	0	0	1
8:00AM	16	0	0	0	0	0	1
9:00AM	16	0	0	0	0	0	0
4:00PM	15	0	0	0	0	0	0
5:00PM	16	0	0	0	0	0	0
6:00PM	16	0	0	0	0	0	0

Saturday

Date 10/7/2017 Day Saturday

	STANDARD_S	ADA_STALLS	RESERVED_S	LOADING_ZO	METERED_ST	TIME_LIMIT	ILLEGAL
	16	0	0	0	0	0	
11:00AM	16	0	0	0	0	0	0
Noon	16	0	0	0	0	0	0
1:00PM	16	0	0	0	0	0	0
6:00PM	16	0	0	0	0	0	1
7:00PM	16	0	0	0	0	0	2
8:00PM	16	0	0	0	0	0	1

Long Beach Parking Study - Alamitos Beach On-Street Occupancy Survey**B50W****Weekday**

Date

10/5/2017

Day

Thursday

	STANDARD_S	ADA_STALLS	RESERVED_S	LOADING_ZO	METERED_ST	TIME_LIMIT	ILLEGAL
	5	0	0	0	0	0	
7:00AM	3	0	0	0	0	0	0
8:00AM	3	0	0	0	0	0	0
9:00AM	4	0	0	0	0	0	0
4:00PM	3	0	0	0	0	0	0
5:00PM	5	0	0	0	0	0	0
6:00PM	5	0	0	0	0	0	0

Saturday

Date

10/7/2017

Day

Saturday

	STANDARD_S	ADA_STALLS	RESERVED_S	LOADING_ZO	METERED_ST	TIME_LIMIT	ILLEGAL
	5	0	0	0	0	0	
11:00AM	5	0	0	0	0	0	0
Noon	5	0	0	0	0	0	0
1:00PM	5	0	0	0	0	0	0
6:00PM	5	0	0	0	0	0	0
7:00PM	5	0	0	0	0	0	0
8:00PM	5	0	0	0	0	0	0

Long Beach Parking Study - Alamitos Beach On-Street Occupancy Survey

B51E

Weekday

Date 10/5/2017 Day Thursday

	STANDARD_S	ADA_STALLS	RESERVED_S	LOADING_ZO	METERED_ST	TIME_LIMIT	ILLEGAL
	6	0	0	0	0	0	
7:00AM	6	0	0	0	0	0	0
8:00AM	6	0	0	0	0	0	0
9:00AM	6	0	0	0	0	0	0
4:00PM	4	0	0	0	0	0	0
5:00PM	5	0	0	0	0	0	0
6:00PM	6	0	0	0	0	0	0

Saturday

Date 10/7/2017 Day Saturday

	STANDARD_S	ADA_STALLS	RESERVED_S	LOADING_ZO	METERED_ST	TIME_LIMIT	ILLEGAL
	6	0	0	0	0	0	
11:00AM	6	0	0	0	0	0	0
Noon	6	0	0	0	0	0	1
1:00PM	6	0	0	0	0	0	1
6:00PM	5	0	0	0	0	0	0
7:00PM	6	0	0	0	0	0	0
8:00PM	6	0	0	0	0	0	0

Long Beach Parking Study - Alamitos Beach On-Street Occupancy Survey

B51S

Weekday

Date 10/5/2017 Day Thursday

	STANDARD_S	ADA_STALLS	RESERVED_S	LOADING_ZO	METERED_ST	TIME_LIMIT	ILLEGAL
	23	1	0	0	0	1	
7:00AM	17	1	0	0	0	0	0
8:00AM	13	1	0	0	0	1	0
9:00AM	6	1	0	0	0	0	0
4:00PM	11	1	0	0	0	0	0
5:00PM	15	1	0	0	0	0	0
6:00PM	14	1	0	0	0	0	0

Saturday

Date 10/7/2017 Day Saturday

	STANDARD_S	ADA_STALLS	RESERVED_S	LOADING_ZO	METERED_ST	TIME_LIMIT	ILLEGAL
	23	1	0	0	0	1	
11:00AM	21	1	0	0	0	1	0
Noon	20	1	0	0	0	1	0
1:00PM	19	1	0	0	0	1	0
6:00PM	21	1	0	0	0	1	0
7:00PM	22	1	0	0	0	1	0
8:00PM	23	1	0	0	0	1	0

Long Beach Parking Study - Alamitos Beach On-Street Occupancy Survey

B51N

Weekday

Date 10/5/2017 Day Thursday

	STANDARD_S	ADA_STALLS	RESERVED_S	LOADING_ZO	METERED_ST	TIME_LIMIT	ILLEGAL
	20	0	0	0	0	0	
7:00AM	20	0	0	0	0	0	0
8:00AM	20	0	0	0	0	0	0
9:00AM	18	0	0	0	0	0	0
4:00PM	18	0	0	0	0	0	0
5:00PM	20	0	0	0	0	0	0
6:00PM	20	0	0	0	0	0	2

Saturday

Date 10/7/2017 Day Saturday

	STANDARD_S	ADA_STALLS	RESERVED_S	LOADING_ZO	METERED_ST	TIME_LIMIT	ILLEGAL
	20	0	0	0	0	0	
11:00AM	20	0	0	0	0	0	0
Noon	20	0	0	0	0	0	0
1:00PM	20	0	0	0	0	0	0
6:00PM	20	0	0	0	0	0	2
7:00PM	20	0	0	0	0	0	1
8:00PM	20	0	0	0	0	0	2

Long Beach Parking Study - Alamitos Beach On-Street Occupancy Survey**B51W****Weekday**

Date

10/5/2017

Day

Thursday

	STANDARD_S	ADA_STALLS	RESERVED_S	LOADING_ZO	METERED_ST	TIME_LIMIT	ILLEGAL
	3	0	0	0	0	0	
7:00AM	2	0	0	0	0	0	0
8:00AM	3	0	0	0	0	0	0
9:00AM	3	0	0	0	0	0	0
4:00PM	1	0	0	0	0	0	0
5:00PM	2	0	0	0	0	0	0
6:00PM	2	0	0	0	0	0	0

Saturday

Date

10/7/2017

Day

Saturday

	STANDARD_S	ADA_STALLS	RESERVED_S	LOADING_ZO	METERED_ST	TIME_LIMIT	ILLEGAL
	3	0	0	0	0	0	
11:00AM	3	0	0	0	0	0	0
Noon	3	0	0	0	0	0	0
1:00PM	2	0	0	0	0	0	0
6:00PM	3	0	0	0	0	0	0
7:00PM	3	0	0	0	0	0	0
8:00PM	3	0	0	0	0	0	0

Long Beach Parking Study - Alamitos Beach On-Street Occupancy Survey

B52E

Weekday

Date

Day

	STANDARD_S	ADA_STALLS	RESERVED_S	LOADING_ZO	METERED_ST	TIME_LIMIT	ILLEGAL
	8	0	0	0	0	0	0
7:00AM	8	0	0	0	0	0	1
8:00AM	8	0	0	0	0	0	0
9:00AM	6	0	0	0	0	0	0
4:00PM	8	0	0	0	0	0	0
5:00PM	7	0	0	0	0	0	0
6:00PM	8	0	0	0	0	0	0

Saturday

Date

Day

Saturday

	STANDARD_S	ADA_STALLS	RESERVED_S	LOADING_ZO	METERED_ST	TIME_LIMIT	ILLEGAL
	8	0	0	0	0	0	0
11:00AM	8	0	0	0	0	0	1
Noon	8	0	0	0	0	0	1
1:00PM	8	0	0	0	0	0	1
6:00PM	8	0	0	0	0	0	3
7:00PM	8	0	0	0	0	0	3
8:00PM	8	0	0	0	0	0	5

Long Beach Parking Study - Alamitos Beach On-Street Occupancy Survey

B52S

Weekday

Date 10/5/2017 Day Thursday

	STANDARD_S	ADA_STALLS	RESERVED_S	LOADING_ZO	METERED_ST	TIME_LIMIT	ILLEGAL
	16	0	0	0	0	0	
7:00AM	15	0	0	0	0	0	0
8:00AM	15	0	0	0	0	0	0
9:00AM	12	0	0	0	0	0	0
4:00PM	16	0	0	0	0	0	0
5:00PM	16	0	0	0	0	0	0
6:00PM	16	0	0	0	0	0	0

Saturday

Date 10/7/2017 Day Saturday

	STANDARD_S	ADA_STALLS	RESERVED_S	LOADING_ZO	METERED_ST	TIME_LIMIT	ILLEGAL
	16	0	0	0	0	0	
11:00AM	15	0	0	0	0	0	0
Noon	15	0	0	0	0	0	0
1:00PM	16	0	0	0	0	0	0
6:00PM	16	0	0	0	0	0	1
7:00PM	16	0	0	0	0	0	0
8:00PM	16	0	0	0	0	0	1

Long Beach Parking Study - Alamitos Beach On-Street Occupancy Survey**B52N****Weekday**

Date

10/5/2017

Day

Thursday

	STANDARD_S	ADA_STALLS	RESERVED_S	LOADING_ZO	METERED_ST	TIME_LIMIT	ILLEGAL
	8	0	0	0	0	2	
7:00AM	8	0	0	0	0	0	0
8:00AM	5	0	0	0	0	0	0
9:00AM	5	0	0	0	0	0	0
4:00PM	4	0	0	0	0	0	0
5:00PM	4	0	0	0	0	0	0
6:00PM	8	0	0	0	0	2	0

Saturday

Date

10/7/2017

Day

Saturday

	STANDARD_S	ADA_STALLS	RESERVED_S	LOADING_ZO	METERED_ST	TIME_LIMIT	ILLEGAL
	8	0	0	0	0	2	
11:00AM	8	0	0	0	0	1	0
Noon	5	0	0	0	0	1	0
1:00PM	8	0	0	0	0	1	0
6:00PM	8	0	0	0	0	2	1
7:00PM	8	0	0	0	0	2	1
8:00PM	8	0	0	0	0	2	2

Long Beach Parking Study - Alamitos Beach On-Street Occupancy Survey

B53E

Weekday

Date 10/5/2017 Day Thursday

	STANDARD_S	ADA_STALLS	RESERVED_S	LOADING_ZO	METERED_ST	TIME_LIMIT	ILLEGAL
	4	0	0	0	0	1	0
7:00AM	4	0	0	0	0	1	0
8:00AM	4	0	0	0	0	1	0
9:00AM	4	0	0	0	0	0	0
4:00PM	2	0	0	0	0	0	0
5:00PM	3	0	0	0	0	0	0
6:00PM	4	0	0	0	0	1	0

Saturday

Date 10/7/2017 Day Saturday

	STANDARD_S	ADA_STALLS	RESERVED_S	LOADING_ZO	METERED_ST	TIME_LIMIT	ILLEGAL
	4	0	0	0	0	1	0
11:00AM	4	0	0	0	0	1	0
Noon	4	0	0	0	0	1	1
1:00PM	4	0	0	0	0	1	1
6:00PM	4	0	0	0	0	1	0
7:00PM	4	0	0	0	0	1	0
8:00PM	3	0	0	0	0	1	0

Long Beach Parking Study - Alamitos Beach On-Street Occupancy Survey

B53N

Weekday

Date 10/5/2017 Day Thursday

	STANDARD_S	ADA_STALLS	RESERVED_S	LOADING_ZO	METERED_ST	TIME_LIMIT	ILLEGAL
	13	0	0	1	0	2	
7:00AM	12	0	0	0	0	1	0
8:00AM	11	0	0	0	0	0	0
9:00AM	9	0	0	0	0	0	0
4:00PM	11	0	0	0	0	0	0
5:00PM	12	0	0	0	0	1	0
6:00PM	13	0	0	1	0	2	0

Saturday

Date 10/7/2017 Day Saturday

	STANDARD_S	ADA_STALLS	RESERVED_S	LOADING_ZO	METERED_ST	TIME_LIMIT	ILLEGAL
	13	0	0	1	0	2	
11:00AM	12	0	0	1	0	2	0
Noon	12	0	0	1	0	2	0
1:00PM	13	0	0	1	0	2	0
6:00PM	13	0	0	1	0	2	0
7:00PM	13	0	0	1	0	2	1
8:00PM	13	0	0	1	0	2	2

Long Beach Parking Study - Alamitos Beach On-Street Occupancy Survey**B53W****Weekday**

Date

10/5/2017

Day

Thursday

	STANDARD_S	ADA_STALLS	RESERVED_S	LOADING_ZO	METERED_ST	TIME_LIMIT
	5	0	0	0	0	0
7:00AM	5	0	0	0	0	0
8:00AM	3	0	0	0	0	0
9:00AM	2	0	0	0	0	0
4:00PM	3	0	0	0	0	0
5:00PM	5	0	0	0	0	0
6:00PM	5	0	0	0	0	0

Saturday

Date

10/7/2017

Day

Saturday

	STANDARD_S	ADA_STALLS	RESERVED_S	LOADING_ZO	METERED_ST	TIME_LIMIT
	5	0	0	0	0	0
11:00AM	5	0	0	0	0	0
Noon	5	0	0	0	0	0
1:00PM	5	0	0	0	0	0
6:00PM	5	0	0	0	0	0
7:00PM	5	0	0	0	0	0
8:00PM	5	0	0	0	0	0

Long Beach Parking Study - Alamitos Beach On-Street Occupancy Survey

B54S

Weekday

Date 10/5/2017 Day Thursday

	STANDARD_S	ADA_STALLS	RESERVED_S	LOADING_ZO	METERED_ST	TIME_LIMIT	ILLEGAL
	21	0	0	0	0	0	
7:00AM	17	0	0	0	0	0	0
8:00AM	15	0	0	0	0	0	0
9:00AM	18	0	0	0	0	0	0
4:00PM	15	0	0	0	0	0	0
5:00PM	20	0	0	0	0	0	0
6:00PM	21	0	0	0	0	0	0

Saturday

Date 10/7/2017 Day Saturday

	STANDARD_S	ADA_STALLS	RESERVED_S	LOADING_ZO	METERED_ST	TIME_LIMIT	ILLEGAL
	21	0	0	0	0	0	
11:00AM	21	0	0	0	0	0	0
Noon	21	0	0	0	0	0	1
1:00PM	21	0	0	0	0	0	1
6:00PM	21	0	0	0	0	0	0
7:00PM	20	0	0	0	0	0	0
8:00PM	20	0	0	0	0	0	0

Long Beach Parking Study - Alamitos Beach On-Street Occupancy Survey

B54W

Weekday

Date

Day

	STANDARD_S	ADA_STALLS	RESERVED_S	LOADING_ZO	METERED_ST	TIME_LIMIT	ILLEGAL
	9	0	0	0	0	0	0
7:00AM	7	0	0	0	0	0	0
8:00AM	6	0	0	0	0	0	0
9:00AM	8	0	0	0	0	0	0
4:00PM	8	0	0	0	0	0	0
5:00PM	9	0	0	0	0	0	0
6:00PM	9	0	0	0	0	0	0

Saturday

Date

Day

Saturday

	STANDARD_S	ADA_STALLS	RESERVED_S	LOADING_ZO	METERED_ST	TIME_LIMIT	ILLEGAL
	9	0	0	0	0	0	0
11:00AM	9	0	0	0	0	0	1
Noon	9	0	0	0	0	0	1
1:00PM	9	0	0	0	0	0	1
6:00PM	9	0	0	0	0	0	0
7:00PM	9	0	0	0	0	0	0
8:00PM	9	0	0	0	0	0	0

Long Beach Parking Study - Alamitos Beach On-Street Occupancy Survey

B55E

Weekday

Date 10/5/2017 Day Thursday

	STANDARD_S	ADA_STALLS	RESERVED_S	LOADING_ZO	METERED_ST	TIME_LIMIT	ILLEGAL
	3	0	0	0	0	0	
7:00AM	3	0	0	0	0	0	0
8:00AM	2	0	0	0	0	0	0
9:00AM	0	0	0	0	0	0	0
4:00PM	3	0	0	0	0	0	0
5:00PM	3	0	0	0	0	0	0
6:00PM	3	0	0	0	0	0	0

Saturday

Date 10/7/2017 Day Saturday

	STANDARD_S	ADA_STALLS	RESERVED_S	LOADING_ZO	METERED_ST	TIME_LIMIT	ILLEGAL
	3	0	0	0	0	0	
11:00AM	3	0	0	0	0	0	0
Noon	3	0	0	0	0	0	0
1:00PM	3	0	0	0	0	0	0
6:00PM	3	0	0	0	0	0	1
7:00PM	3	0	0	0	0	0	0
8:00PM	3	0	0	0	0	0	0

Long Beach Parking Study - Alamitos Beach On-Street Occupancy Survey

B55S

Weekday

Date 10/5/2017 Day Thursday

	STANDARD_S	ADA_STALLS	RESERVED_S	LOADING_ZO	METERED_ST	TIME_LIMIT	ILLEGAL
	16	1	0	0	0	0	
7:00AM	16	0	0	0	0	0	0
8:00AM	13	0	0	0	0	0	0
9:00AM	14	1	0	0	0	0	0
4:00PM	16	0	0	0	0	0	0
5:00PM	16	1	0	0	0	0	2
6:00PM	16	1	0	0	0	0	0

Saturday

Date 10/7/2017 Day Saturday

	STANDARD_S	ADA_STALLS	RESERVED_S	LOADING_ZO	METERED_ST	TIME_LIMIT	ILLEGAL
	16	1	0	0	0	0	
11:00AM	15	1	0	0	0	0	0
Noon	15	1	0	0	0	0	0
1:00PM	14	1	0	0	0	0	0
6:00PM	15	1	0	0	0	0	0
7:00PM	15	1	0	0	0	0	0
8:00PM	16	1	0	0	0	0	0

Long Beach Parking Study - Alamitos Beach On-Street Occupancy Survey

B56E

Weekday

Date 10/5/2017 Day Thursday

	STANDARD_S	ADA_STALLS	RESERVED_S	LOADING_ZO	METERED_ST	TIME_LIMIT	ILLEGAL
	9	0	0	0	0	1	
7:00AM	9	0	0	0	0	1	0
8:00AM	9	0	0	0	0	1	0
9:00AM	9	0	0	0	0	1	0
4:00PM	8	0	0	0	0	1	0
5:00PM	9	0	0	0	0	0	0
6:00PM	9	0	0	0	0	1	2

Saturday

Date 10/7/2017 Day Saturday

	STANDARD_S	ADA_STALLS	RESERVED_S	LOADING_ZO	METERED_ST	TIME_LIMIT	ILLEGAL
	9	0	0	0	0	1	
11:00AM	9	0	0	0	0	1	0
Noon	9	0	0	0	0	1	0
1:00PM	9	0	0	0	0	1	1
6:00PM	9	0	0	0	0	1	1
7:00PM	9	0	0	0	0	1	2
8:00PM	9	0	0	0	0	1	2

Long Beach Parking Study - Alamitos Beach On-Street Occupancy Survey

B56S

Weekday

Date 10/5/2017 Day Thursday

	STANDARD_S	ADA_STALLS	RESERVED_S	LOADING_ZO	METERED_ST	TIME_LIMIT	ILLEGAL
	19	0	0	0	0	0	
7:00AM	19	0	0	0	0	0	0
8:00AM	19	0	0	0	0	0	0
9:00AM	18	0	0	0	0	0	0
4:00PM	15	0	0	0	0	0	0
5:00PM	19	0	0	0	0	0	0
6:00PM	19	0	0	0	0	0	1

Saturday

Date 10/7/2017 Day Saturday

	STANDARD_S	ADA_STALLS	RESERVED_S	LOADING_ZO	METERED_ST	TIME_LIMIT	ILLEGAL
	19	0	0	0	0	0	
11:00AM	19	0	0	0	0	0	1
Noon	19	0	0	0	0	0	1
1:00PM	18	0	0	0	0	0	0
6:00PM	19	0	0	0	0	0	0
7:00PM	19	0	0	0	0	0	0
8:00PM	19	0	0	0	0	0	0

Long Beach Parking Study - Alamitos Beach On-Street Occupancy Survey

B56N

Weekday

Date 10/5/2017 Day Thursday

	STANDARD_S	ADA_STALLS	RESERVED_S	LOADING_ZO	METERED_ST	TIME_LIMIT	ILLEGAL
	13	0	0	1	0	2	
7:00AM	13	0	0	0	0	2	1
8:00AM	12	0	0	1	0	2	0
9:00AM	12	0	0	0	0	2	0
4:00PM	10	0	0	0	0	2	0
5:00PM	13	0	0	0	0	2	0
6:00PM	13	0	0	1	0	2	0

Saturday

Date 10/7/2017 Day Saturday

	STANDARD_S	ADA_STALLS	RESERVED_S	LOADING_ZO	METERED_ST	TIME_LIMIT	ILLEGAL
	13	0	0	1	0	2	
11:00AM	11	0	0	1	0	2	0
Noon	11	0	0	1	0	2	0
1:00PM	12	0	0	1	0	2	0
6:00PM	13	0	0	0	0	2	0
7:00PM	13	0	0	0	0	2	2
8:00PM	13	0	0	0	0	2	3

Long Beach Parking Study - Alamitos Beach On-Street Occupancy Survey

B56W

Weekday

Date 10/5/2017 Day Thursday

	STANDARD_S	ADA_STALLS	RESERVED_S	LOADING_ZO	METERED_ST	TIME_LIMIT	ILLEGAL
	10	0	0	0	0	0	
7:00AM	10	0	0	0	0	0	1
8:00AM	10	0	0	0	0	0	2
9:00AM	10	0	0	0	0	0	2
4:00PM	10	0	0	0	0	0	0
5:00PM	10	0	0	0	0	0	1
6:00PM	10	0	0	0	0	0	2

Saturday

Date 10/7/2017 Day Saturday

	STANDARD_S	ADA_STALLS	RESERVED_S	LOADING_ZO	METERED_ST	TIME_LIMIT	ILLEGAL
	10	0	0	0	0	0	
11:00AM	10	0	0	0	0	0	1
Noon	10	0	0	0	0	0	0
1:00PM	10	0	0	0	0	0	1
6:00PM	10	0	0	0	0	0	2
7:00PM	10	0	0	0	0	0	1
8:00PM	10	0	0	0	0	0	2

Long Beach Parking Study - Alamitos Beach On-Street Occupancy Survey

B57E

Weekday

Date 10/5/2017 Day Thursday

	STANDARD_S	ADA_STALLS	RESERVED_S	LOADING_ZO	METERED_ST	TIME_LIMIT	ILLEGAL
	4	0	0	0	0	0	
7:00AM	1	0	0	0	0	0	0
8:00AM	1	0	0	0	0	0	0
9:00AM	0	0	0	0	0	0	0
4:00PM	3	0	0	0	0	0	0
5:00PM	4	0	0	0	0	0	0
6:00PM	4	0	0	0	0	0	0

Saturday

Date 10/7/2017 Day Saturday

	STANDARD_S	ADA_STALLS	RESERVED_S	LOADING_ZO	METERED_ST	TIME_LIMIT	ILLEGAL
	4	0	0	0	0	0	
11:00AM	4	0	0	0	0	0	1
Noon	4	0	0	0	0	0	1
1:00PM	4	0	0	0	0	0	1
6:00PM	4	0	0	0	0	0	1
7:00PM	4	0	0	0	0	0	1
8:00PM	4	0	0	0	0	0	0

Long Beach Parking Study - Alamitos Beach On-Street Occupancy Survey

B57S

Weekday

Date 10/5/2017 Day Thursday

	STANDARD_S	ADA_STALLS	RESERVED_S	LOADING_ZO	METERED_ST	TIME_LIMIT	ILLEGAL
	17	1	0	0	0	0	
7:00AM	16	1	0	0	0	0	0
8:00AM	17		0	0	0	0	0
9:00AM	16	1	0	0	0	0	0
4:00PM	13	1	0	0	0	0	0
5:00PM	17	1	0	0	0	0	0
6:00PM	17	1	0	0	0	0	0

Saturday

Date 10/7/2017 Day Saturday

	STANDARD_S	ADA_STALLS	RESERVED_S	LOADING_ZO	METERED_ST	TIME_LIMIT	ILLEGAL
	17	1	0	0	0	0	
11:00AM	16	1	0	0	0	0	0
Noon	17	1	0	0	0	0	0
1:00PM	17	1	0	0	0	0	0
6:00PM	17	1	0	0	0	0	0
7:00PM	17	1	0	0	0	0	0
8:00PM	17	1	0	0	0	0	1

Long Beach Parking Study - Alamitos Beach On-Street Occupancy Survey

B57N

Weekday

Date 10/5/2017 Day Thursday

	STANDARD_S	ADA_STALLS	RESERVED_S	LOADING_ZO	METERED_ST	TIME_LIMIT	ILLEGAL
	10	0	0	2	0	4	
7:00AM	10	0	0	1	0	2	0
8:00AM	10	0	0	0	0	3	2
9:00AM	10	0	0	0	0	1	1
4:00PM	8	0	0	0	0	3	0
5:00PM	10	0	0	1	0	4	0
6:00PM	10	0	0	1	0	4	0

Saturday

Date 10/7/2017 Day Saturday

	STANDARD_S	ADA_STALLS	RESERVED_S	LOADING_ZO	METERED_ST	TIME_LIMIT	ILLEGAL
	10	0	0	2	0	4	
11:00AM	9	0	0	1	0	3	0
Noon	10	0	0	1	0	4	1
1:00PM	10	0	0	0	0	4	1
6:00PM	10	0	0	1	0	4	1
7:00PM	10	0	0	0	0	4	1
8:00PM	10	0	0	0	0	4	2

Long Beach Parking Study - Alamitos Beach On-Street Occupancy Survey

B57W

Weekday

Date 10/5/2017 Day Thursday

	STANDARD_S	ADA_STALLS	RESERVED_S	LOADING_ZO	METERED_ST	TIME_LIMIT	ILLEGAL
	4	0	0	0	0	1	
7:00AM	3	0	0	0	0	0	0
8:00AM	1	0	0	0	0	0	0
9:00AM	1	0	0	0	0	0	0
4:00PM	4	0	0	0	0	1	0
5:00PM	4	0	0	0	0	0	0
6:00PM	4	0	0	0	0	1	1

Saturday

Date 10/7/2017 Day Saturday

	STANDARD_S	ADA_STALLS	RESERVED_S	LOADING_ZO	METERED_ST	TIME_LIMIT	ILLEGAL
	4	0	0	0	0	1	
11:00AM	4	0	0	0	0	1	1
Noon	4	0	0	0	0	1	1
1:00PM	4	0	0	0	0	1	1
6:00PM	4	0	0	0	0	1	1
7:00PM	4	0	0	0	0	1	2
8:00PM	4	0	0	0	0	1	1

Long Beach Parking Study - Alamitos Beach On-Street Occupancy Survey

B58E

Weekday

Date 10/5/2017 Day Thursday

	STANDARD_S	ADA_STALLS	RESERVED_S	LOADING_ZO	METERED_ST	TIME_LIMIT	ILLEGAL
	9	0	0	0	0	1	
7:00AM	8	0	0	0	0	0	0
8:00AM	9	0	0	0	0	0	0
9:00AM	9	0	0	0	0	0	0
4:00PM	7	0	0	0	0	1	0
5:00PM	8	0	0	0	0	1	0
6:00PM	9	0	0	0	0	1	0

Saturday

Date 10/7/2017 Day Saturday

	STANDARD_S	ADA_STALLS	RESERVED_S	LOADING_ZO	METERED_ST	TIME_LIMIT	ILLEGAL
	9	0	0	0	0	1	
11:00AM	9	0	0	0	0	0	0
Noon	9	0	0	0	0	1	2
1:00PM	9	0	0	0	0	1	0
6:00PM	9	0	0	0	0	1	1
7:00PM	9	0	0	0	0	1	1
8:00PM	9	0	0	0	0	1	0

Long Beach Parking Study - Alamitos Beach On-Street Occupancy Survey

B58S

Weekday

Date 10/5/2017 Day Thursday

	STANDARD_S	ADA_STALLS	RESERVED_S	LOADING_ZO	METERED_ST	TIME_LIMIT	ILLEGAL
	18	1	0	0	0	0	
7:00AM	17	1	0	0	0	0	0
8:00AM	18	1	0	0	0	0	0
9:00AM	18	1	0	0	0	0	0
4:00PM	16	1	0	0	0	0	0
5:00PM	14	1	0	0	0	0	0
6:00PM	18	1	0	0	0	0	0

Saturday

Date 10/7/2017 Day Saturday

	STANDARD_S	ADA_STALLS	RESERVED_S	LOADING_ZO	METERED_ST	TIME_LIMIT	ILLEGAL
	18	1	0	0	0	0	
11:00AM	18	1	0	0	0	0	0
Noon	18	1	0	0	0	0	1
1:00PM	18	1	0	0	0	0	0
6:00PM	18	1	0	0	0	0	1
7:00PM	18	1	0	0	0	0	2
8:00PM	18	1	0	0	0	0	1

Long Beach Parking Study - Alamitos Beach On-Street Occupancy Survey

B58N

Weekday

Date 10/5/2017 Day Thursday

	STANDARD_S	ADA_STALLS	RESERVED_S	LOADING_ZO	METERED_ST	TIME_LIMIT	ILLEGAL
	7	0	0	0	0	7	
7:00AM	5	0	0	0	0	6	2
8:00AM	4	0	0	0	0	3	0
9:00AM	6	0	0	0	0	3	0
4:00PM	7	0	0	0	0	6	0
5:00PM	5	0	0	0	0	6	1
6:00PM	7	0	0	0	0	6	0

Saturday

Date 10/7/2017 Day Saturday

	STANDARD_S	ADA_STALLS	RESERVED_S	LOADING_ZO	METERED_ST	TIME_LIMIT	ILLEGAL
	7	0	0	0	0	7	
11:00AM	7	0	0	0	0	7	1
Noon	6	0	0	0	0	6	0
1:00PM	7	0	0	0	0	6	0
6:00PM	7	0	0	0	0	7	1
7:00PM	7	0	0	0	0	7	2
8:00PM	7	0	0	0	0	7	3

Long Beach Parking Study - Alamitos Beach On-Street Occupancy Survey

B58W

Weekday

Date 10/5/2017 Day Thursday

	STANDARD_S	ADA_STALLS	RESERVED_S	LOADING_ZO	METERED_ST	TIME_LIMIT	ILLEGAL
	8	0	0	0	0	4	
7:00AM	8	0	0	0	0	3	2
8:00AM	8	0	0	0	0	1	2
9:00AM	8	0	0	0	0	0	2
4:00PM	7	0	0	0	0	3	1
5:00PM	8	0	0	0	0	4	0
6:00PM	8	0	0	0	0	4	1

Saturday

Date 10/7/2017 Day Saturday

	STANDARD_S	ADA_STALLS	RESERVED_S	LOADING_ZO	METERED_ST	TIME_LIMIT	ILLEGAL
	8	0	0	0	0	4	
11:00AM	8	0	0	0	0	3	1
Noon	8	0	0	0	0	2	1
1:00PM	8	0	0	0	0	2	1
6:00PM	8	0	0	0	0	4	0
7:00PM	8	0	0	0	0	4	0
8:00PM	8	0	0	0	0	4	1

Long Beach Parking Study - Alamitos Beach On-Street Occupancy Survey**B59E****Weekday**

Date 10/5/2017 Day Thursday

	STANDARD_S	ADA_STALLS	RESERVED_S	LOADING_ZO	METERED_ST	TIME_LIMIT	ILLEGAL
	2	0	0	0	0	0	
7:00AM	2	0	0	0	0	0	0
8:00AM	2	0	0	0	0	0	0
9:00AM	0	0	0	0	0	0	0
4:00PM	0	0	0	0	0	0	0
5:00PM	0	0	0	0	0	0	0
6:00PM	1	0	0	0	0	0	0

Saturday

Date 10/7/2017 Day Saturday

	STANDARD_S	ADA_STALLS	RESERVED_S	LOADING_ZO	METERED_ST	TIME_LIMIT	ILLEGAL
	2	0	0	0	0	0	
11:00AM	2	0	0	0	0	0	0
Noon	2	0	0	0	0	0	0
1:00PM	2	0	0	0	0	0	0
6:00PM	2	0	0	0	0	0	0
7:00PM	2	0	0	0	0	0	0
8:00PM	2	0	0	0	0	0	0

Long Beach Parking Study - Alamitos Beach On-Street Occupancy Survey**B59S****Weekday**

Date 10/5/2017 Day Thursday

	STANDARD_S	ADA_STALLS	RESERVED_S	LOADING_ZO	METERED_ST	TIME_LIMIT	ILLEGAL
	20	0	0	0	0	0	
7:00AM	20	0	0	0	0	0	0
8:00AM	18	0	0	0	0	0	0
9:00AM	19	0	0	0	0	0	0
4:00PM	13	0	0	0	0	0	0
5:00PM	16	0	0	0	0	0	0
6:00PM	19	0	0	0	0	0	0

Saturday

Date 10/7/2017 Day Saturday

	STANDARD_S	ADA_STALLS	RESERVED_S	LOADING_ZO	METERED_ST	TIME_LIMIT	ILLEGAL
	20	0	0	0	0	0	
11:00AM	20	0	0	0	0	0	0
Noon	19	0	0	0	0	0	0
1:00PM	20	0	0	0	0	0	0
6:00PM	20	0	0	0	0	0	0
7:00PM	20	0	0	0	0	0	0
8:00PM	20	0	0	0	0	0	0

Long Beach Parking Study - Alamitos Beach On-Street Occupancy Survey

B59N

Weekday

Date 10/5/2017 Day Thursday

	STANDARD_S	ADA_STALLS	RESERVED_S	LOADING_ZO	METERED_ST	TIME_LIMIT	ILLEGAL
	17	0	0	2	0	2	
7:00AM	16	0	0	0	0	1	0
8:00AM	16	0	0	0	0	0	0
9:00AM	17	0	0	0	0	1	0
4:00PM	10	0	0	0	0	1	0
5:00PM	11	0	0	1	0	1	0
6:00PM	12	0	0	1	0	0	0

Saturday

Date 10/7/2017 Day Saturday

	STANDARD_S	ADA_STALLS	RESERVED_S	LOADING_ZO	METERED_ST	TIME_LIMIT	ILLEGAL
	17	0	0	2	0	2	
11:00AM	18	0	0	0	0	1	0
Noon	16	0	0	0	0	1	0
1:00PM	17	0	0	0	0	1	0
6:00PM	16	0	0	2	0	2	0
7:00PM	17	0	0	2	0	1	0
8:00PM	17	0	0	2	0	2	0

Long Beach Parking Study - Alamitos Beach On-Street Occupancy Survey

B59W

Weekday

Date 10/5/2017 Day Thursday

	STANDARD_S	ADA_STALLS	RESERVED_S	LOADING_ZO	METERED_ST	TIME_LIMIT	ILLEGAL
	4	0	0	1	0	0	
7:00AM	3	0	0	1	0	0	0
8:00AM	3	0	0	1	0	0	0
9:00AM	1	0	0	0	0	0	0
4:00PM	2	0	0	0	0	0	0
5:00PM	3	0	0	0	0	0	0
6:00PM	3	0	0	1	0	0	0

Saturday

Date 10/7/2017 Day Saturday

	STANDARD_S	ADA_STALLS	RESERVED_S	LOADING_ZO	METERED_ST	TIME_LIMIT	ILLEGAL
	4	0	0	1	0	0	
11:00AM	4	0	0	1	0	0	1
Noon	4	0	0	1	0	0	1
1:00PM	4	0	0	1	0	0	1
6:00PM	4	0	0	1	0	0	3
7:00PM	4	0	0	1	0	0	3
8:00PM	4	0	0	1	0	0	3

Long Beach Parking Study - Alamitos Beach On-Street Occupancy Survey**B60E****Weekday**

Date 10/5/2017 Day Thursday

	STANDARD_S	ADA_STALLS	RESERVED_S	LOADING_ZO	METERED_ST	TIME_LIMIT	ILLEGAL
	7	0	0	0	0	0	
7:00AM	6	0	0	0	0	0	0
8:00AM	7	0	0	0	0	0	0
9:00AM	7	0	0	0	0	0	0
4:00PM	2	0	0	0	0	0	0
5:00PM	5	0	0	0	0	0	0
6:00PM	5	0	0	0	0	0	0

Saturday

Date 10/7/2017 Day Saturday

	STANDARD_S	ADA_STALLS	RESERVED_S	LOADING_ZO	METERED_ST	TIME_LIMIT	ILLEGAL
	7	0	0	0	0	0	
11:00AM	6	0	0	0	0	0	0
Noon	7	0	0	0	0	0	0
1:00PM	6	0	0	0	0	0	0
6:00PM	7	0	0	0	0	0	0
7:00PM	7	0	0	0	0	0	0
8:00PM	7	0	0	0	0	0	0

Long Beach Parking Study - Alamitos Beach On-Street Occupancy Survey

B60S

Weekday

Date 10/5/2017 Day Thursday

	STANDARD_S	ADA_STALLS	RESERVED_S	LOADING_ZO	METERED_ST	TIME_LIMIT	ILLEGAL
	25	1	0	0	0	0	
7:00AM	19	1	0	0	0	0	0
8:00AM	16	0	0	0	0	0	0
9:00AM	21	0	0	0	0	0	0
4:00PM	7	0	0	0	0	0	0
5:00PM	5	0	0	0	0	0	0
6:00PM	11	0	0	0	0	0	0

Saturday

Date 10/7/2017 Day Saturday

	STANDARD_S	ADA_STALLS	RESERVED_S	LOADING_ZO	METERED_ST	TIME_LIMIT	ILLEGAL
	25	1	0	0	0	0	
11:00AM	24	0	0	0	0	0	0
Noon	24	1	0	0	0	0	0
1:00PM	24	0	0	0	0	0	0
6:00PM	25	0	0	0	0	0	0
7:00PM	25	1	0	0	0	0	0
8:00PM	25	1	0	0	0	0	0

Long Beach Parking Study - Alamitos Beach On-Street Occupancy Survey

B60N

Weekday

Date 10/5/2017 Day Thursday

	STANDARD_S	ADA_STALLS	RESERVED_S	LOADING_ZO	METERED_ST	TIME_LIMIT	ILLEGAL
	25	0	0	0	0	0	
7:00AM	18	0	0	0	0	0	0
8:00AM	19	0	0	0	0	0	0
9:00AM	19	0	0	0	0	0	0
4:00PM	13	0	0	0	0	0	0
5:00PM	15	0	0	0	0	0	0
6:00PM	16	0	0	0	0	0	0

Saturday

Date 10/7/2017 Day Saturday

	STANDARD_S	ADA_STALLS	RESERVED_S	LOADING_ZO	METERED_ST	TIME_LIMIT	ILLEGAL
	25	0	0	0	0	0	
11:00AM	25	0	0	0	0	0	0
Noon	24	0	0	0	0	0	0
1:00PM	23	0	0	0	0	0	0
6:00PM	25	0	0	0	0	0	0
7:00PM	24	0	0	0	0	0	0
8:00PM	25	0	0	0	0	0	0

Long Beach Parking Study - Alamitos Beach On-Street Occupancy Survey

B60W

Weekday

Date 10/5/2017 Day Thursday

	STANDARD_S	ADA_STALLS	RESERVED_S	LOADING_ZO	METERED_ST	TIME_LIMIT	ILLEGAL
	6	0	0	0	0	0	
7:00AM	3	0	0	0	0	0	0
8:00AM	1	0	0	0	0	0	0
9:00AM	4	0	0	0	0	0	0
4:00PM	0	0	0	0	0	0	0
5:00PM	0	0	0	0	0	0	0
6:00PM	5	0	0	0	0	0	0

Saturday

Date 10/7/2017 Day Saturday

	STANDARD_S	ADA_STALLS	RESERVED_S	LOADING_ZO	METERED_ST	TIME_LIMIT	ILLEGAL
	6	0	0	0	0	0	
11:00AM	6	0	0	0	0	0	0
Noon	5	0	0	0	0	0	0
1:00PM	4	0	0	0	0	0	0
6:00PM	6	0	0	0	0	0	0
7:00PM	6	0	0	0	0	0	0
8:00PM	6	0	0	0	0	0	0

Long Beach Parking Study - Alamitos Beach On-Street Occupancy Survey

B61E

Weekday

Date 10/5/2017 Day Thursday

	STANDARD_S	ADA_STALLS	RESERVED_S	LOADING_ZO	METERED_ST	TIME_LIMIT	ILLEGAL
	21	0	0	0	0	0	0
7:00AM	21	0	0	0	0	0	0
8:00AM	21	0	0	0	0	0	1
9:00AM	18	0	0	0	0	0	0
4:00PM	20	0	0	0	0	0	0
5:00PM	20	0	0	0	0	0	0
6:00PM	20	0	0	0	0	0	0

Saturday

Date 10/7/2017 Day Saturday

	STANDARD_S	ADA_STALLS	RESERVED_S	LOADING_ZO	METERED_ST	TIME_LIMIT	ILLEGAL
	21	0	0	0	0	0	0
11:00AM	21	0	0	0	0	0	4
Noon	21	0	0	0	0	0	1
1:00PM	21	0	0	0	0	0	1
6:00PM	21	0	0	0	0	0	1
7:00PM	21	0	0	0	0	0	3
8:00PM	21	0	0	0	0	0	5

Long Beach Parking Study - Alamitos Beach On-Street Occupancy Survey

B61S

Weekday

Date 10/5/2017 Day Thursday

	STANDARD_S	ADA_STALLS	RESERVED_S	LOADING_ZO	METERED_ST	TIME_LIMIT	ILLEGAL
	42	1	0	0	0	0	
7:00AM	38	1	0	0	0	0	0
8:00AM	36	0	0	0	0	0	0
9:00AM	34	0	0	0	0	0	0
4:00PM	41	1	0	0	0	0	0
5:00PM	41	1	0	0	0	0	0
6:00PM	41	1	0	0	0	0	0

Saturday

Date 10/7/2017 Day Saturday

	STANDARD_S	ADA_STALLS	RESERVED_S	LOADING_ZO	METERED_ST	TIME_LIMIT	ILLEGAL
	42	0	0	0	0	0	
11:00AM	41	1	0	0	0	0	0
Noon	41	1	0	0	0	0	0
1:00PM	41	1	0	0	0	0	0
6:00PM	42	1	0	0	0	0	1
7:00PM	42	1	0	0	0	0	2
8:00PM	42	1	0	0	0	0	1

Long Beach Parking Study - Alamitos Beach On-Street Occupancy Survey

B61N

Weekday

Date 10/5/2017 Day Thursday

	STANDARD_S	ADA_STALLS	RESERVED_S	LOADING_ZO	METERED_ST	TIME_LIMIT	ILLEGAL
	40	0	0	0	0	0	
7:00AM	39	0	0	0	0	0	0
8:00AM	34	0	0	0	0	0	0
9:00AM	33	0	0	0	0	0	0
4:00PM	39	0	0	0	0	0	0
5:00PM	39	0	0	0	0	0	0
6:00PM	40	0	0	0	0	0	0

Saturday

Date 10/7/2017 Day Saturday

	STANDARD_S	ADA_STALLS	RESERVED_S	LOADING_ZO	METERED_ST	TIME_LIMIT	ILLEGAL
	40	0	0	0	0	0	
11:00AM	38	0	0	0	0	0	0
Noon	40	0	0	0	0	0	0
1:00PM	40	0	0	0	0	0	1
6:00PM	40	0	0	0	0	0	1
7:00PM	39	0	0	0	0	0	0
8:00PM	40	0	0	0	0	0	1

Long Beach Parking Study - Alamitos Beach On-Street Occupancy Survey

B61W

Weekday

Date 10/5/2017 Day Thursday

	STANDARD_S	ADA_STALLS	RESERVED_S	LOADING_ZO	METERED_ST	TIME_LIMIT	ILLEGAL
	6	0	0	1	0	0	0
7:00AM	5	0	0	0	0	0	0
8:00AM	5	0	0	0	0	0	0
9:00AM	4	0	0	0	0	0	0
4:00PM	5	0	0	0	0	0	0
5:00PM	6	0	0	0	0	0	0
6:00PM	6	0	0	1	0	0	0

Saturday

Date 10/7/2017 Day Saturday

	STANDARD_S	ADA_STALLS	RESERVED_S	LOADING_ZO	METERED_ST	TIME_LIMIT	ILLEGAL
	6	0	0	1	0	0	0
11:00AM	5	0	0	1	0	0	0
Noon	6	0	0	1	0	0	0
1:00PM	5	0	0	1	0	0	0
6:00PM	6	0	0	1	0	0	1
7:00PM	6	0	0	1	0	0	1
8:00PM	6	0	0	1	0	0	1

Long Beach Parking Study - Alamitos Beach On-Street Occupancy Survey

B62E

Weekday

Date 10/5/2017 Day Thursday

	STANDARD_S	ADA_STALLS	RESERVED_S	LOADING_ZO	METERED_ST	TIME_LIMIT	ILLEGAL
	14	0	0	0	0	0	0
7:00AM	14	0	0	0	0	0	0
8:00AM	11	0	0	0	0	0	0
9:00AM	8	0	0	0	0	0	0
4:00PM	12	0	0	0	0	0	0
5:00PM	14	0	0	0	0	0	0
6:00PM	13	0	0	0	0	0	0

Saturday

Date 10/7/2017 Day Saturday

	STANDARD_S	ADA_STALLS	RESERVED_S	LOADING_ZO	METERED_ST	TIME_LIMIT	ILLEGAL
	14	0	0	0	0	0	0
11:00AM	14	0	0	0	0	0	0
Noon	14	0	0	0	0	0	0
1:00PM	14	0	0	0	0	0	0
6:00PM	14	0	0	0	0	0	0
7:00PM	14	0	0	0	0	0	1
8:00PM	14	0	0	0	0	0	1

Long Beach Parking Study - Alamitos Beach On-Street Occupancy Survey

B62S

Weekday

Date 10/5/2017 Day Thursday

	STANDARD_S	ADA_STALLS	RESERVED_S	LOADING_ZO	METERED_ST	TIME_LIMIT	ILLEGAL
	47	0	0	0	0	0	
7:00AM	42	0	0	0	0	0	0
8:00AM	39	0	0	0	0	0	0
9:00AM	40	0	0	0	0	0	0
4:00PM	47	0	0	0	0	0	0
5:00PM	47	0	0	0	0	0	0
6:00PM	47	0	0	0	0	0	1

Saturday

Date 10/7/2017 Day Saturday

	STANDARD_S	ADA_STALLS	RESERVED_S	LOADING_ZO	METERED_ST	TIME_LIMIT	ILLEGAL
	47	0	0	0	0	0	
11:00AM	47	0	0	0	0	0	0
Noon	47	0	0	0	0	0	0
1:00PM	47	0	0	0	0	0	1
6:00PM	47	0	0	0	0	0	1
7:00PM	47	0	0	0	0	0	1
8:00PM	47	0	0	0	0	0	2

Long Beach Parking Study - Alamitos Beach On-Street Occupancy Survey

B62W

Weekday

Date 10/5/2017 Day Thursday

	STANDARD_S	ADA_STALLS	RESERVED_S	LOADING_ZO	METERED_ST	TIME_LIMIT	ILLEGAL
	9	1	0	0	0	0	0
7:00AM	9	1	0	0	0	0	0
8:00AM	7	1	0	0	0	0	0
9:00AM	7	1	0	0	0	0	0
4:00PM	9	1	0	0	0	0	1
5:00PM	9	1	0	0	0	0	1
6:00PM	9	1	0	0	0	0	3

Saturday

Date 10/7/2017 Day Saturday

	STANDARD_S	ADA_STALLS	RESERVED_S	LOADING_ZO	METERED_ST	TIME_LIMIT	ILLEGAL
	9	1	0	0	0	0	0
11:00AM	9	1	0	0	0	0	1
Noon	9	1	0	0	0	0	1
1:00PM	9	1	0	0	0	0	1
6:00PM	9	1	0	0	0	0	1
7:00PM	9	1	0	0	0	0	1
8:00PM	9	1	0	0	0	0	2

Long Beach Parking Study - Alamitos Beach On-Street Occupancy Survey

B63E

Weekday

Date 10/5/2017 Day Thursday

	STANDARD_S	ADA_STALLS	RESERVED_S	LOADING_ZO	METERED_ST	TIME_LIMIT	ILLEGAL
	10	0	0	0	0	0	0
7:00AM	10	0	0	0	0	0	1
8:00AM	9	0	0	0	0	0	0
9:00AM	10	0	0	0	0	0	0
4:00PM	8	0	0	0	0	0	0
5:00PM	10	0	0	0	0	0	1
6:00PM	10	0	0	0	0	0	1

Saturday

Date 10/7/2017 Day Saturday

	STANDARD_S	ADA_STALLS	RESERVED_S	LOADING_ZO	METERED_ST	TIME_LIMIT	ILLEGAL
	10	0	0	0	0	0	0
11:00AM	10	0	0	0	0	0	1
Noon	10	0	0	0	0	0	2
1:00PM	10	0	0	0	0	0	3
6:00PM	10	0	0	0	0	0	2
7:00PM	10	0	0	0	0	0	2
8:00PM	10	0	0	0	0	0	3

Long Beach Parking Study - Alamitos Beach On-Street Occupancy Survey

B63S

Weekday

Date 10/5/2017 Day Thursday

	STANDARD_S	ADA_STALLS	RESERVED_S	LOADING_ZO	METERED_ST	TIME_LIMIT	ILLEGAL
	46	0	0	0	0	0	
7:00AM	41	0	0	0	0	0	0
8:00AM	35	0	0	0	0	0	0
9:00AM	34	0	0	0	0	0	0
4:00PM	42	0	0	0	0	0	0
5:00PM	44	0	0	0	0	0	0
6:00PM	46	0	0	0	0	0	1

Saturday

Date 10/7/2017 Day Saturday

	STANDARD_S	ADA_STALLS	RESERVED_S	LOADING_ZO	METERED_ST	TIME_LIMIT	ILLEGAL
	46	0	0	0	0	0	
11:00AM	45	0	0	0	0	0	0
Noon	46	0	0	0	0	0	0
1:00PM	44	0	0	0	0	0	0
6:00PM	46	0	0	0	0	0	0
7:00PM	46	0	0	0	0	0	1
8:00PM	46	0	0	0	0	0	0

Long Beach Parking Study - Alamitos Beach On-Street Occupancy Survey

B63N

Weekday

Date 10/5/2017 Day Thursday

	STANDARD_S	ADA_STALLS	RESERVED_S	LOADING_ZO	METERED_ST	TIME_LIMIT	ILLEGAL
	41	0	0	0	0	0	
7:00AM	37	0	0	0	0	0	0
8:00AM	29	0	0	0	0	0	0
9:00AM	36	0	0	0	0	0	0
4:00PM	31	0	0	0	0	0	0
5:00PM	40	0	0	0	0	0	0
6:00PM	41	0	0	0	0	0	2

Saturday

Date 10/7/2017 Day Saturday

	STANDARD_S	ADA_STALLS	RESERVED_S	LOADING_ZO	METERED_ST	TIME_LIMIT	ILLEGAL
	41	0	0	0	0	0	
11:00AM	41	0	0	0	0	0	0
Noon	41	0	0	0	0	0	2
1:00PM	41	0	0	0	0	0	1
6:00PM	41	0	0	0	0	0	2
7:00PM	41	0	0	0	0	0	2
8:00PM	41	0	0	0	0	0	1

Long Beach Parking Study - Alamitos Beach On-Street Occupancy Survey

B63W

Weekday

Date 10/5/2017 Day Thursday

	STANDARD_S	ADA_STALLS	RESERVED_S	LOADING_ZO	METERED_ST	TIME_LIMIT	ILLEGAL
	22	0	0	0	0	0	0
7:00AM	20	0	0	0	0	0	0
8:00AM	19	0	0	0	0	0	0
9:00AM	19	0	0	0	0	0	0
4:00PM	22	0	0	0	0	0	0
5:00PM	22	0	0	0	0	0	1
6:00PM	22	0	0	0	0	0	1

Saturday

Date 10/7/2017 Day Saturday

	STANDARD_S	ADA_STALLS	RESERVED_S	LOADING_ZO	METERED_ST	TIME_LIMIT	ILLEGAL
	22	0	0	0	0	0	0
11:00AM	22	0	0	0	0	0	1
Noon	22	0	0	0	0	0	1
1:00PM	22	0	0	0	0	0	1
6:00PM	22	0	0	0	0	0	2
7:00PM	22	0	0	0	0	0	2
8:00PM	22	0	0	0	0	0	2

Long Beach Parking Study - Alamitos Beach On-Street Occupancy Survey**B64E****Weekday**

Date

10/5/2017

Day

Thursday

	STANDARD_S	ADA_STALLS	RESERVED_S	LOADING_ZO	METERED_ST	TIME_LIMIT	ILLEGAL
	11	0	0	0	0	0	0
7:00AM	6	0	0	0	0	0	0
8:00AM	5	0	0	0	0	0	0
9:00AM	2	0	0	0	0	0	0
4:00PM	7	0	0	0	0	0	0
5:00PM	9	0	0	0	0	0	0
6:00PM	11	0	0	0	0	0	0

Saturday

Date

10/7/2017

Day

Saturday

	STANDARD_S	ADA_STALLS	RESERVED_S	LOADING_ZO	METERED_ST	TIME_LIMIT	ILLEGAL
	11	0	0	0	0	0	0
11:00AM	10	0	0	0	0	0	0
Noon	10	0	0	0	0	0	0
1:00PM	10	0	0	0	0	0	0
6:00PM	11	0	0	0	0	0	0
7:00PM	11	0	0	0	0	0	0
8:00PM	11	0	0	0	0	0	0

Long Beach Parking Study - Alamitos Beach On-Street Occupancy Survey

B64S

Weekday

Date 10/5/2017 Day Thursday

	STANDARD_S	ADA_STALLS	RESERVED_S	LOADING_ZO	METERED_ST	TIME_LIMIT	ILLEGAL
	32	2	0	0	0	0	
7:00AM	32	0	0	0	0	0	1
8:00AM	28	1	0	0	0	0	0
9:00AM	19	0	0	0	0	0	0
4:00PM	31	0	0	0	0	0	0
5:00PM	32	0	0	0	0	0	1
6:00PM	32	1	0	0	0	0	1

Saturday

Date 10/7/2017 Day Saturday

	STANDARD_S	ADA_STALLS	RESERVED_S	LOADING_ZO	METERED_ST	TIME_LIMIT	ILLEGAL
	32	2	0	0	0	0	
11:00AM	32	2	0	0	0	0	4
Noon	32	2	0	0	0	0	4
1:00PM	32	2	0	0	0	0	3
6:00PM	32	2	0	0	0	0	3
7:00PM	32	2	0	0	0	0	5
8:00PM	32	2	0	0	0	0	6

Long Beach Parking Study - Alamitos Beach On-Street Occupancy Survey

B64N

Weekday

Date 10/5/2017 Day Thursday

	STANDARD_S	ADA_STALLS	RESERVED_S	LOADING_ZO	METERED_ST	TIME_LIMIT	ILLEGAL
	31	0	0	0	0	0	
7:00AM	26	0	0	0	0	0	0
8:00AM	20	0	0	0	0	0	0
9:00AM	12	0	0	0	0	0	0
4:00PM	27	0	0	0	0	0	0
5:00PM	31	0	0	0	0	0	1
6:00PM	31	0	0	0	0	0	3

Saturday

Date 10/7/2017 Day Saturday

	STANDARD_S	ADA_STALLS	RESERVED_S	LOADING_ZO	METERED_ST	TIME_LIMIT	ILLEGAL
	31	0	0	0	0	0	
11:00AM	30	0	0	0	0	0	0
Noon	31	0	0	0	0	0	1
1:00PM	31	0	0	0	0	0	1
6:00PM	31	0	0	0	0	0	1
7:00PM	31	0	0	0	0	0	2
8:00PM	31	0	0	0	0	0	1

Long Beach Parking Study - Alamitos Beach On-Street Occupancy Survey

B64W

Weekday

Date 10/5/2017 Day Thursday

	STANDARD_S	ADA_STALLS	RESERVED_S	LOADING_ZO	METERED_ST	TIME_LIMIT	ILLEGAL
	16	0	0	0	0	0	
7:00AM	16	0	0	0	0	0	0
8:00AM	13	0	0	0	0	0	0
9:00AM	11	0	0	0	0	0	0
4:00PM	15	0	0	0	0	0	0
5:00PM	16	0	0	0	0	0	0
6:00PM	16	0	0	0	0	0	1

Saturday

Date 10/7/2017 Day Saturday

	STANDARD_S	ADA_STALLS	RESERVED_S	LOADING_ZO	METERED_ST	TIME_LIMIT	ILLEGAL
	16	0	0	0	0	0	
11:00AM	16	0	0	0	0	0	1
Noon	16	0	0	0	0	0	1
1:00PM	16	0	0	0	0	0	1
6:00PM	16	0	0	0	0	0	2
7:00PM	16	0	0	0	0	0	1
8:00PM	16	0	0	0	0	0	3

Long Beach Parking Study - Alamitos Beach On-Street Occupancy Survey

B65E

Weekday

Date 10/5/2017 Day Thursday

	STANDARD_S	ADA_STALLS	RESERVED_S	LOADING_ZO	METERED_ST	TIME_LIMIT	ILLEGAL
	18	0	0	0	0	0	
7:00AM	18	0	0	0	0	0	1
8:00AM	18	0	0	0	0	0	0
9:00AM	18	0	0	0	0	0	2
4:00PM	17	0	0	0	0	0	0
5:00PM	18	0	0	0	0	0	2
6:00PM	18	0	0	0	0	0	2

Saturday

Date 10/7/2017 Day Saturday

	STANDARD_S	ADA_STALLS	RESERVED_S	LOADING_ZO	METERED_ST	TIME_LIMIT	ILLEGAL
	18	0	0	0	0	0	
11:00AM	18	0	0	0	0	0	0
Noon	18	0	0	0	0	0	1
1:00PM	18	0	0	0	0	0	1
6:00PM	18	0	0	0	0	0	1
7:00PM	18	0	0	0	0	0	1
8:00PM	18	0	0	0	0	0	1

Long Beach Parking Study - Alamitos Beach On-Street Occupancy Survey

B65S

Weekday

Date 10/5/2017 Day Thursday

	STANDARD_S	ADA_STALLS	RESERVED_S	LOADING_ZO	METERED_ST	TIME_LIMIT	ILLEGAL
	33	0	0	0	0	0	
7:00AM	20	0	0	0	0	0	0
8:00AM	17	0	0	0	0	0	0
9:00AM	11	0	0	0	0	0	0
4:00PM	25	0	0	0	0	0	0
5:00PM	33	0	0	0	0	0	0
6:00PM	33	0	0	0	0	0	0

Saturday

Date 10/7/2017 Day Saturday

	STANDARD_S	ADA_STALLS	RESERVED_S	LOADING_ZO	METERED_ST	TIME_LIMIT	ILLEGAL
	33	0	0	0	0	0	
11:00AM	33	0	0	0	0	0	1
Noon	33	0	0	0	0	0	2
1:00PM	33	0	0	0	0	0	3
6:00PM	33	0	0	0	0	0	3
7:00PM	33	0	0	0	0	0	3
8:00PM	33	0	0	0	0	0	4

Long Beach Parking Study - Alamitos Beach On-Street Occupancy Survey

B65N

Weekday

Date 10/5/2017 Day Thursday

	STANDARD_S	ADA_STALLS	RESERVED_S	LOADING_ZO	METERED_ST	TIME_LIMIT	ILLEGAL
	42	0	0	0	0	0	
7:00AM	28	0	0	0	0	0	0
8:00AM	19	0	0	0	0	0	0
9:00AM	20	0	0	0	0	0	0
4:00PM	31	0	0	0	0	0	0
5:00PM	42	0	0	0	0	0	0
6:00PM	42	0	0	0	0	0	0

Saturday

Date 10/7/2017 Day Saturday

	STANDARD_S	ADA_STALLS	RESERVED_S	LOADING_ZO	METERED_ST	TIME_LIMIT	ILLEGAL
	42	0	0	0	0	0	
11:00AM	42	0	0	0	0	0	1
Noon	42	0	0	0	0	0	1
1:00PM	42	0	0	0	0	0	1
6:00PM	42	0	0	0	0	0	2
7:00PM	42	0	0	0	0	0	3
8:00PM	42	0	0	0	0	0	3

Long Beach Parking Study - Alamitos Beach On-Street Occupancy Survey

B65W

Weekday

Date 10/5/2017 Day Thursday

	STANDARD_S	ADA_STALLS	RESERVED_S	LOADING_ZO	METERED_ST	TIME_LIMIT	ILLEGAL
	18	0	0	0	0	0	
7:00AM	19	0	0	0	0	0	1
8:00AM	18	0	0	0	0	0	0
9:00AM	19	0	0	0	0	0	1
							0
4:00PM	17	0	0	0	0	0	
5:00PM	18	0	0	0	0	0	0
6:00PM	18	0	0	0	0	0	1

Saturday

Date 10/7/2017 Day Saturday

	STANDARD_S	ADA_STALLS	RESERVED_S	LOADING_ZO	METERED_ST	TIME_LIMIT	ILLEGAL
	18	0	0	0	0	0	
11:00AM	18	0	0	0	0	0	0
Noon	18	0	0	0	0	0	0
1:00PM	18	0	0	0	0	0	0
6:00PM	18	0	0	0	0	0	0
7:00PM	18	0	0	0	0	0	0
8:00PM	18	0	0	0	0	0	1

Long Beach Parking Study - Alamitos Beach On-Street Occupancy Survey

B66E

Weekday

Date 10/5/2017 Day Thursday

	STANDARD_S	ADA_STALLS	RESERVED_S	LOADING_ZO	METERED_ST	TIME_LIMIT	ILLEGAL
	11	1	0	0	0	0	
7:00AM	6	0	0	0	0	0	0
8:00AM	7	0	0	0	0	0	0
9:00AM	5	0	0	0	0	0	0
4:00PM	11	1	0	0	0	0	1
5:00PM	11	1	0	0	0	0	0
6:00PM	11	1	0	0	0	0	0

Saturday

Date 10/7/2017 Day Saturday

	STANDARD_S	ADA_STALLS	RESERVED_S	LOADING_ZO	METERED_ST	TIME_LIMIT	ILLEGAL
	11	1	0	0	0	0	
11:00AM	11	1	0	0	0	0	0
Noon	11	1	0	0	0	0	0
1:00PM	11	1	0	0	0	0	1
6:00PM	11	1	0	0	0	0	1
7:00PM	11	1	0	0	0	0	1
8:00PM	11	1	0	0	0	0	1

Long Beach Parking Study - Alamitos Beach On-Street Occupancy Survey

B66S

Weekday

Date 10/5/2017 Day Thursday

	STANDARD_S	ADA_STALLS	RESERVED_S	LOADING_ZO	METERED_ST	TIME_LIMIT	ILLEGAL
	40	0	0	0	0	0	
7:00AM	31	0	0	0	0	0	0
8:00AM	25	0	0	0	0	0	0
9:00AM	19	0	0	0	0	0	0
4:00PM	35	0	0	0	0	0	0
5:00PM	40	0	0	0	0	0	0
6:00PM	40	0	0	0	0	0	0

Saturday

Date 10/7/2017 Day Saturday

	STANDARD_S	ADA_STALLS	RESERVED_S	LOADING_ZO	METERED_ST	TIME_LIMIT	ILLEGAL
	40	0	0	0	0	0	
11:00AM	40	0	0	0	0	0	0
Noon	40	0	0	0	0	0	1
1:00PM	40	0	0	0	0	0	1
6:00PM	40	0	0	0	0	0	3
7:00PM	40	0	0	0	0	0	2
8:00PM	40	0	0	0	0	0	2

Long Beach Parking Study - Alamitos Beach On-Street Occupancy Survey

B66N

Weekday

Date 10/5/2017 Day Thursday

	STANDARD_S	ADA_STALLS	RESERVED_S	LOADING_ZO	METERED_ST	TIME_LIMIT	ILLEGAL
	34	0	0	0	0	0	
7:00AM	30	0	0	0	0	0	0
8:00AM	13	0	0	0	0	0	0
9:00AM	10	0	0	0	0	0	0
4:00PM	33	0	0	0	0	0	0
5:00PM	34	0	0	0	0	0	3
6:00PM	34	0	0	0	0	0	3

Saturday

Date 10/7/2017 Day Saturday

	STANDARD_S	ADA_STALLS	RESERVED_S	LOADING_ZO	METERED_ST	TIME_LIMIT	ILLEGAL
	34	0	0	0	0	0	
11:00AM	34	0	0	0	0	0	4
Noon	34	0	0	0	0	0	3
1:00PM	34	0	0	0	0	0	4
6:00PM	34	0	0	0	0	0	3
7:00PM	34	0	0	0	0	0	3
8:00PM	34	0	0	0	0	0	3

Long Beach Parking Study - Alamitos Beach On-Street Occupancy Survey

B66W

Weekday

Date 10/5/2017 Day Thursday

	STANDARD_S	ADA_STALLS	RESERVED_S	LOADING_ZO	METERED_ST	TIME_LIMIT	ILLEGAL
	11	0	0	0	0	0	
7:00AM	8	0	0	0	0	0	0
8:00AM	7	0	0	0	0	0	0
9:00AM	4	0	0	0	0	0	0
4:00PM	4	0	0	0	0	0	0
5:00PM	8	0	0	0	0	0	0
6:00PM	11	0	0	0	0	0	0

Saturday

Date 10/7/2017 Day Saturday

	STANDARD_S	ADA_STALLS	RESERVED_S	LOADING_ZO	METERED_ST	TIME_LIMIT	ILLEGAL
	11	0	0	0	0	0	
11:00AM	11	0	0	0	0	0	1
Noon	11	0	0	0	0	0	1
1:00PM	11	0	0	0	0	0	1
6:00PM	11	0	0	0	0	0	1
7:00PM	11	0	0	0	0	0	1
8:00PM	11	0	0	0	0	0	1

Long Beach Parking Study - Alamitos Beach On-Street Occupancy Survey

B67E

Weekday

Date 10/5/2017 Day Thursday

	STANDARD_S	ADA_STALLS	RESERVED_S	LOADING_ZO	METERED_ST	TIME_LIMIT	ILLEGAL
	23	0	0	0	0	0	
7:00AM	22	0	0	0	0	0	0
8:00AM	21	0	0	0	0	0	0
9:00AM	23	0	0	0	0	0	1
4:00PM	19	0	0	0	0	0	0
5:00PM	23	0	0	0	0	0	0
6:00PM	23	0	0	0	0	0	1

Saturday

Date 10/7/2017 Day Saturday

	STANDARD_S	ADA_STALLS	RESERVED_S	LOADING_ZO	METERED_ST	TIME_LIMIT	ILLEGAL
	23	0	0	0	0	0	
11:00AM	23	0	0	0	0	0	1
Noon	23	0	0	0	0	0	0
1:00PM	23	0	0	0	0	0	0
6:00PM	23	0	0	0	0	0	0
7:00PM	23	0	0	0	0	0	0
8:00PM	23	0	0	0	0	0	2

Long Beach Parking Study - Alamitos Beach On-Street Occupancy Survey

B67N

Weekday

Date 10/5/2017 Day Thursday

	STANDARD_S	ADA_STALLS	RESERVED_S	LOADING_ZO	METERED_ST	TIME_LIMIT	ILLEGAL
	27	4	0	0	0	0	
7:00AM	15	4	0	0	0	0	3
8:00AM	18	1	0	0	0	0	3
9:00AM	13	2	0	0	0	0	1
4:00PM	25	3	0	0	0	0	1
5:00PM	27	4	0	0	0	0	2
6:00PM	27	4	0	0	0	0	3

Saturday

Date 10/7/2017 Day Saturday

	STANDARD_S	ADA_STALLS	RESERVED_S	LOADING_ZO	METERED_ST	TIME_LIMIT	ILLEGAL
	27	4	0	0	0	0	
11:00AM	27	2	0	0	0	0	4
Noon	27	2	0	0	0	0	3
1:00PM	27	2	0	0	0	0	2
6:00PM	27	4	0	0	0	0	4
7:00PM	27	4	0	0	0	0	4
8:00PM	27	4	0	0	0	0	4

Long Beach Parking Study - Alamitos Beach On-Street Occupancy Survey**B67W****Weekday**

Date

10/5/2017

Day

Thursday

	STANDARD_S	ADA_STALLS	RESERVED_S	LOADING_ZO	METERED_ST	TIME_LIMIT	ILLEGAL
	24	0	0	0	0	0	
7:00AM	23	0	0	0	0	0	0
8:00AM	24	0	0	0	0	0	0
9:00AM	23	0	0	0	0	0	0
4:00PM	24	0	0	0	0	0	0
5:00PM	24	0	0	0	0	0	0
6:00PM	23	0	0	0	0	0	0

Saturday

Date

10/7/2017

Day

Saturday

	STANDARD_S	ADA_STALLS	RESERVED_S	LOADING_ZO	METERED_ST	TIME_LIMIT	ILLEGAL
	24	0	0	0	0	0	
11:00AM	24	0	0	0	0	0	0
Noon	24	0	0	0	0	0	0
1:00PM	24	0	0	0	0	0	0
6:00PM	24	0	0	0	0	0	0
7:00PM	24	0	0	0	0	0	0
8:00PM	24	0	0	0	0	0	0

Long Beach Parking Study - Alamitos Beach On-Street Occupancy Survey

B68E

Weekday

Date 10/5/2017 Day Thursday

	STANDARD_S	ADA_STALLS	RESERVED_S	LOADING_ZO	METERED_ST	TIME_LIMIT	ILLEGAL
	13	0	0	0	0	0	
7:00AM	8	0	0	0	0	0	0
8:00AM	4	0	0	0	0	0	0
9:00AM	1	0	0	0	0	0	0
4:00PM	6	0	0	0	0	0	0
5:00PM	7	0	0	0	0	0	0
6:00PM	10	0	0	0	0	0	0

Saturday

Date 10/7/2017 Day Saturday

	STANDARD_S	ADA_STALLS	RESERVED_S	LOADING_ZO	METERED_ST	TIME_LIMIT	ILLEGAL
	13	0	0	0	0	0	
11:00AM	13	0	0	0	0	0	2
Noon	12	0	0	0	0	0	0
1:00PM	12	0	0	0	0	0	0
6:00PM	13	0	0	0	0	0	0
7:00PM	13	0	0	0	0	0	0
8:00PM	13	0	0	0	0	0	0

Long Beach Parking Study - Alamitos Beach On-Street Occupancy Survey

B68S

Weekday

Date 10/5/2017 Day Thursday

	STANDARD_S	ADA_STALLS	RESERVED_S	LOADING_ZO	METERED_ST	TIME_LIMIT	ILLEGAL
	44	0	0	0	0	0	
7:00AM	33	0	0	0	0	0	0
8:00AM	24	0	0	0	0	0	0
9:00AM	17	0	0	0	0	0	0
4:00PM	28	0	0	0	0	0	0
5:00PM	41	0	0	0	0	0	0
6:00PM	44	0	0	0	0	0	0

Saturday

Date 10/7/2017 Day Saturday

	STANDARD_S	ADA_STALLS	RESERVED_S	LOADING_ZO	METERED_ST	TIME_LIMIT	ILLEGAL
	44	0	0	0	0	0	
11:00AM	41	0	0	0	0	0	0
Noon	41	0	0	0	0	0	0
1:00PM	42	0	0	0	0	0	0
6:00PM	42	0	0	0	0	0	0
7:00PM	44	0	0	0	0	0	1
8:00PM	44	0	0	0	0	0	1

Long Beach Parking Study - Alamitos Beach On-Street Occupancy Survey

B68N

Weekday

Date 10/5/2017 Day Thursday

	STANDARD_S	ADA_STALLS	RESERVED_S	LOADING_ZO	METERED_ST	TIME_LIMIT	ILLEGAL
	39	0	0	0	0	0	
7:00AM	28	0	0	0	0	0	0
8:00AM	23	0	0	0	0	0	0
9:00AM	17	0	0	0	0	0	0
4:00PM	34	0	0	0	0	0	0
5:00PM	34	0	0	0	0	0	0
6:00PM	38	0	0	0	0	0	0

Saturday

Date 10/7/2017 Day Saturday

	STANDARD_S	ADA_STALLS	RESERVED_S	LOADING_ZO	METERED_ST	TIME_LIMIT	ILLEGAL
	39	0	0	0	0	0	
11:00AM	38	0	0	0	0	0	0
Noon	39	0	0	0	0	0	0
1:00PM	39	0	0	0	0	0	1
6:00PM	39	0	0	0	0	0	1
7:00PM	39	0	0	0	0	0	0
8:00PM	39	0	0	0	0	0	1

Long Beach Parking Study - Alamitos Beach On-Street Occupancy Survey

B68W

Weekday

Date 10/5/2017 Day Thursday

	STANDARD_S	ADA_STALLS	RESERVED_S	LOADING_ZO	METERED_ST	TIME_LIMIT	ILLEGAL
	9	0	0	0	0	0	
7:00AM	5	0	0	0	0	0	0
8:00AM	5	0	0	0	0	0	0
9:00AM	2	0	0	0	0	0	0
4:00PM	6	0	0	0	0	0	0
5:00PM	9	0	0	0	0	0	1
6:00PM	9	0	0	0	0	0	2

Saturday

Date 10/7/2017 Day Saturday

	STANDARD_S	ADA_STALLS	RESERVED_S	LOADING_ZO	METERED_ST	TIME_LIMIT	ILLEGAL
	9	0	0	0	0	0	
11:00AM	9	0	0	0	0	0	3
Noon	9	0	0	0	0	0	3
1:00PM	9	0	0	0	0	0	3
6:00PM	9	0	0	0	0	0	3
7:00PM	9	0	0	0	0	0	2
8:00PM	9	0	0	0	0	0	2

Long Beach Parking Study - Alamitos Beach On-Street Occupancy Survey

B69E

Weekday

Date 10/5/2017 Day Thursday

	STANDARD_S	ADA_STALLS	RESERVED_S	LOADING_ZO	METERED_ST	TIME_LIMIT	ILLEGAL
	13	0	0	0	0	0	
7:00AM	9	0	0	0	0	0	0
8:00AM	10	0	0	0	0	0	0
9:00AM	11	0	0	0	0	0	0
4:00PM	7	0	0	0	0	0	0
5:00PM	7	0	0	0	0	0	0
6:00PM	7	0	0	0	0	0	0

Saturday

Date 10/7/2017 Day Saturday

	STANDARD_S	ADA_STALLS	RESERVED_S	LOADING_ZO	METERED_ST	TIME_LIMIT	ILLEGAL
	13	0	0	0	0	0	
11:00AM	13	0	0	0	0	0	1
Noon	13	0	0	0	0	0	1
1:00PM	13	0	0	0	0	0	0
6:00PM	13	0	0	0	0	0	0
7:00PM	13	0	0	0	0	0	1
8:00PM	13	0	0	0	0	0	1

Long Beach Parking Study - Alamitos Beach On-Street Occupancy Survey**B69S****Weekday**

Date 10/5/2017 Day Thursday

	STANDARD_S	ADA_STALLS	RESERVED_S	LOADING_ZO	METERED_ST	TIME_LIMIT	ILLEGAL
	42	2	0	0	0	0	
7:00AM	31	2	0	0	0	0	0
8:00AM	28	1	0	0	0	0	0
9:00AM	19	2	0	0	0	0	0
4:00PM	14	0	0	0	0	0	0
5:00PM	17	0	0	0	0	0	0
6:00PM	29	0	0	0	0	0	0

Saturday

Date 10/7/2017 Day Saturday

	STANDARD_S	ADA_STALLS	RESERVED_S	LOADING_ZO	METERED_ST	TIME_LIMIT	ILLEGAL
	42	2	0	0	0	0	
11:00AM	42	2	0	0	0	0	0
Noon	42	1	0	0	0	0	0
1:00PM	42	2	0	0	0	0	0
6:00PM	42	2	0	0	0	0	0
7:00PM	42	1	0	0	0	0	0
8:00PM	42	2	0	0	0	0	0

Long Beach Parking Study - Alamitos Beach On-Street Occupancy Survey

B69N

Weekday

Date 10/5/2017 Day Thursday

	STANDARD_S	ADA_STALLS	RESERVED_S	LOADING_ZO	METERED_ST	TIME_LIMIT	ILLEGAL
	42	2	0	0	0	0	
7:00AM	37	2	0	0	0	0	0
8:00AM	23	0	0	0	0	0	0
9:00AM	17	0	0	0	0	0	0
4:00PM	19	1	0	0	0	0	0
5:00PM	24	0	0	0	0	0	0
6:00PM	28	0	0	0	0	0	0

Saturday

Date 10/7/2017 Day Saturday

	STANDARD_S	ADA_STALLS	RESERVED_S	LOADING_ZO	METERED_ST	TIME_LIMIT	ILLEGAL
	42	2	0	0	0	0	
11:00AM	42	1	0	0	0	0	0
Noon	42	2	0	0	0	0	0
1:00PM	42	1	0	0	0	0	0
6:00PM	42	2	0	0	0	0	0
7:00PM	42	1	0	0	0	0	0
8:00PM	42	2	0	0	0	0	0

Long Beach Parking Study - Alamitos Beach On-Street Occupancy Survey**B69W****Weekday**

Date

10/5/2017

Day

Thursday

	STANDARD_S	ADA_STALLS	RESERVED_S	LOADING_ZO	METERED_ST	TIME_LIMIT	ILLEGAL
	24	0	0	0	0	0	
7:00AM	24	0	0	0	0	0	0
8:00AM	23	0	0	0	0	0	0
9:00AM	24	0	0	0	0	0	0
4:00PM	13	0	0	0	0	0	0
5:00PM	14	0	0	0	0	0	0
6:00PM	24	0	0	0	0	0	0

Saturday

Date

10/7/2017

Day

Saturday

	STANDARD_S	ADA_STALLS	RESERVED_S	LOADING_ZO	METERED_ST	TIME_LIMIT	ILLEGAL
	24	0	0	0	0	0	
11:00AM	24	0	0	0	0	0	0
Noon	23	0	0	0	0	0	0
1:00PM	24	0	0	0	0	0	0
6:00PM	24	0	0	0	0	0	0
7:00PM	23	0	0	0	0	0	0
8:00PM	23	0	0	0	0	0	0

Long Beach Parking Study - Alamitos Beach On-Street Occupancy Survey**B70E****Weekday**

Date

Day

	STANDARD_S	ADA_STALLS	RESERVED_S	LOADING_ZO	METERED_ST	TIME_LIMIT
	14	1	0	0	0	0
7:00AM	9	0	0	0	0	0
8:00AM	10	0	0	0	0	0
9:00AM	9	0	0	0	0	0
4:00PM	12	1	0	0	0	0
5:00PM	13	1	0	0	0	0
6:00PM	13	1	0	0	0	0

Saturday

Date

Day

Saturday

	STANDARD_S	ADA_STALLS	RESERVED_S	LOADING_ZO	METERED_ST	TIME_LIMIT
	14	1	0	0	0	0
11:00AM	14	1	0	0	0	0
Noon	14	1	0	0	0	0
1:00PM	13	1	0	0	0	0
6:00PM	13	1	0	0	0	0
7:00PM	13	1	0	0	0	0
8:00PM	14	1	0	0	0	0

Long Beach Parking Study - Alamitos Beach On-Street Occupancy Survey**B70N****Weekday**

Date

10/5/2017

Day

Thursday

	STANDARD_S	ADA_STALLS	RESERVED_S	LOADING_ZO	METERED_ST	TIME_LIMIT	ILLEGAL
	9	0	0	0	0	0	
7:00AM	9	0	0	0	0	0	0
8:00AM	8	0	0	0	0	0	0
9:00AM	9	0	0	0	0	0	0
4:00PM	9	0	0	0	0	0	1
5:00PM	9	0	0	0	0	0	0
6:00PM	9	0	0	0	0	0	0

Saturday

Date

10/7/2017

Day

Saturday

	STANDARD_S	ADA_STALLS	RESERVED_S	LOADING_ZO	METERED_ST	TIME_LIMIT	ILLEGAL
	9	0	0	0	0	0	
11:00AM	9	0	0	0	0	0	1
Noon	9	0	0	0	0	0	1
1:00PM	9	0	0	0	0	0	0
6:00PM	9	0	0	0	0	0	0
7:00PM	9	0	0	0	0	0	0
8:00PM	9	0	0	0	0	0	0

Long Beach Parking Study - Alamitos Beach On-Street Occupancy Survey

B71E

Weekday

Date 10/5/2017 Day Thursday

	STANDARD_S	ADA_STALLS	RESERVED_S	LOADING_ZO	METERED_ST	TIME_LIMIT	ILLEGAL
	16	0	0	0	0	0	0
7:00AM	16	0	0	0	0	0	6
8:00AM	16	0	0	0	0	0	6
9:00AM	16	0	0	0	0	0	3
4:00PM	16	0	0	0	0	0	2
5:00PM	16	0	0	0	0	0	2
6:00PM	16	0	0	0	0	0	4

Saturday

Date 10/7/2017 Day Saturday

	STANDARD_S	ADA_STALLS	RESERVED_S	LOADING_ZO	METERED_ST	TIME_LIMIT	ILLEGAL
	16	0	0	0	0	0	0
11:00AM	16	0	0	0	0	0	4
Noon	16	0	0	0	0	0	4
1:00PM	16	0	0	0	0	0	2
6:00PM	16	0	0	0	0	0	6
7:00PM	16	0	0	0	0	0	6
8:00PM	16	0	0	0	0	0	9

Long Beach Parking Study - Alamitos Beach On-Street Occupancy Survey**B7IS****Weekday**

Date

10/5/2017

Day

Thursday

	STANDARD_S	ADA_STALLS	RESERVED_S	LOADING_ZO	METERED_ST	TIME_LIMIT	ILLEGAL
	4	0	0	0	0	0	
7:00AM	3	0	0	0	0	0	0
8:00AM	3	0	0	0	0	0	0
9:00AM	4	0	0	0	0	0	0
4:00PM	3	0	0	0	0	0	0
5:00PM	4	0	0	0	0	0	0
6:00PM	4	0	0	0	0	0	1

Saturday

Date

10/7/2017

Day

Saturday

	STANDARD_S	ADA_STALLS	RESERVED_S	LOADING_ZO	METERED_ST	TIME_LIMIT	ILLEGAL
	4	0	0	0	0	0	
11:00AM	3	0	0	0	0	0	0
Noon	1	0	0	0	0	0	0
1:00PM	4	0	0	0	0	0	0
6:00PM	4	0	0	0	0	0	0
7:00PM	4	0	0	0	0	0	0
8:00PM	3	0	0	0	0	0	0

Long Beach Parking Study - Alamitos Beach On-Street Occupancy Survey

B71N

Weekday

Date 10/5/2017 Day Thursday

	STANDARD_S	ADA_STALLS	RESERVED_S	LOADING_ZO	METERED_ST	TIME_LIMIT	ILLEGAL
	11	0	0	0	0	0	
7:00AM	7	0	0	0	0	0	0
8:00AM	8	0	0	0	0	0	0
9:00AM	8	0	0	0	0	0	0
4:00PM	11	0	0	0	0	0	0
5:00PM	11	0	0	0	0	0	0
6:00PM	11	0	0	0	0	0	0

Saturday

Date 10/7/2017 Day Saturday

	STANDARD_S	ADA_STALLS	RESERVED_S	LOADING_ZO	METERED_ST	TIME_LIMIT	ILLEGAL
	11	0	0	0	0	0	
11:00AM	10	0	0	0	0	0	0
Noon	11	0	0	0	0	0	0
1:00PM	11	0	0	0	0	0	0
6:00PM	10	0	0	0	0	0	0
7:00PM	10	0	0	0	0	0	0
8:00PM	11	0	0	0	0	0	0

Long Beach Parking Study - Alamitos Beach On-Street Occupancy Survey

B71W

Weekday

Date 10/5/2017 Day Thursday

	STANDARD_S	ADA_STALLS	RESERVED_S	LOADING_ZO	METERED_ST	TIME_LIMIT	ILLEGAL
	11	1	0	0	0	0	0
7:00AM	8	1	0	0	0	0	0
8:00AM	9	1	0	0	0	0	0
9:00AM	10	1	0	0	0	0	0
4:00PM	10	1	0	0	0	0	0
5:00PM	10	1	0	0	0	0	0
6:00PM	10	1	0	0	0	0	0

Saturday

Date 10/7/2017 Day Saturday

	STANDARD_S	ADA_STALLS	RESERVED_S	LOADING_ZO	METERED_ST	TIME_LIMIT	ILLEGAL
	11	1	0	0	0	0	0
11:00AM	11	1	0	0	0	0	2
Noon	11	1	0	0	0	0	2
1:00PM	11	1	0	0	0	0	1
6:00PM	11	1	0	0	0	0	1
7:00PM	11	1	0	0	0	0	2
8:00PM	11	1	0	0	0	0	1

Long Beach Parking Study - Alamitos Beach On-Street Occupancy Survey**B72S****Weekday**

Date

10/5/2017

Day

Thursday

	STANDARD_S	ADA_STALLS	RESERVED_S	LOADING_ZO	METERED_ST	TIME_LIMIT	ILLEGAL
	17	0	0	0	0	0	
7:00AM	14	0	0	0	0	0	0
8:00AM	12	0	0	0	0	0	0
9:00AM	13	0	0	0	0	0	0
4:00PM	17	0	0	0	0	0	0
5:00PM	16	0	0	0	0	0	0
6:00PM	17	0	0	0	0	0	0

Saturday

Date

10/7/2017

Day

Saturday

	STANDARD_S	ADA_STALLS	RESERVED_S	LOADING_ZO	METERED_ST	TIME_LIMIT	ILLEGAL
	17	0	0	0	0	0	
11:00AM	12	0	0	0	0	0	0
Noon	14	0	0	0	0	0	0
1:00PM	16	0	0	0	0	0	0
6:00PM	14	0	0	0	0	0	0
7:00PM	14	0	0	0	0	0	0
8:00PM	13	0	0	0	0	0	0

Long Beach Parking Study - Alamitos Beach On-Street Occupancy Survey**B72N****Weekday**

Date

10/5/2017

Day

Thursday

	STANDARD_S	ADA_STALLS	RESERVED_S	LOADING_ZO	METERED_ST	TIME_LIMIT	ILLEGAL
	23	0	0	0	0	0	
7:00AM	17	0	0	0	0	0	0
8:00AM	16	0	0	0	0	0	0
9:00AM	14	0	0	0	0	0	0
4:00PM	21	0	0	0	0	0	0
5:00PM	22	0	0	0	0	0	0
6:00PM	22	0	0	0	0	0	0

Saturday

Date

10/7/2017

Day

Saturday

	STANDARD_S	ADA_STALLS	RESERVED_S	LOADING_ZO	METERED_ST	TIME_LIMIT	ILLEGAL
	23	0	0	0	0	0	
11:00AM	23	0	0	0	0	0	0
Noon	22	0	0	0	0	0	0
1:00PM	22	0	0	0	0	0	0
6:00PM	23	0	0	0	0	0	0
7:00PM	22	0	0	0	0	0	0
8:00PM	22	0	0	0	0	0	0

Long Beach Parking Study - Alamitos Beach On-Street Occupancy Survey

B72W

Weekday

Date

Day

	STANDARD_S	ADA_STALLS	RESERVED_S	LOADING_ZO	METERED_ST	TIME_LIMIT	ILLEGAL
	13	0	0	0	0	0	0
7:00AM	13	0	0	0	0	0	0
8:00AM	13	0	0	0	0	0	1
9:00AM	13	0	0	0	0	0	0
4:00PM	13	0	0	0	0	0	0
5:00PM	13	0	0	0	0	0	0
6:00PM	12	0	0	0	0	0	0

Saturday

Date

Day

Saturday

	STANDARD_S	ADA_STALLS	RESERVED_S	LOADING_ZO	METERED_ST	TIME_LIMIT	ILLEGAL
	13	0	0	0	0	0	0
11:00AM	13	0	0	0	0	0	0
Noon	13	0	0	0	0	0	0
1:00PM	12	0	0	0	0	0	0
6:00PM	12	0	0	0	0	0	0
7:00PM	12	0	0	0	0	0	0
8:00PM	13	0	0	0	0	0	1

Long Beach Parking Study - Alamitos Beach On-Street Occupancy Survey**B73E****Weekday**

Date

Day

	STANDARD_S	ADA_STALLS	RESERVED_S	LOADING_ZO	METERED_ST	TIME_LIMIT
	13	0	0	0	0	0
7:00AM	13	0	0	0	0	0
8:00AM	13	0	0	0	0	0
9:00AM	13	0	0	0	0	0
4:00PM	13	0	0	0	0	0
5:00PM	13	0	0	0	0	0
6:00PM	13	0	0	0	0	0

Saturday

Date

Day

Saturday

	STANDARD_S	ADA_STALLS	RESERVED_S	LOADING_ZO	METERED_ST	TIME_LIMIT
	13	0	0	0	0	0
11:00AM	12	0	0	0	0	0
Noon	13	0	0	0	0	0
1:00PM	13	0	0	0	0	0
6:00PM	13	0	0	0	0	0
7:00PM	13	0	0	0	0	0
8:00PM	13	0	0	0	0	0

Long Beach Parking Study - Alamitos Beach On-Street Occupancy Survey**B73S****Weekday**

Date

10/5/2017

Day

Thursday

	STANDARD_S	ADA_STALLS	RESERVED_S	LOADING_ZO	METERED_ST	TIME_LIMIT	ILLEGAL
	18	0	0	0	0	0	
7:00AM	14	0	0	0	0	0	0
8:00AM	12	0	0	0	0	0	0
9:00AM	13	0	0	0	0	0	0
4:00PM	12	0	0	0	0	0	0
5:00PM	18	0	0	0	0	0	0
6:00PM	17	0	0	0	0	0	0

Saturday

Date

10/7/2017

Day

Saturday

	STANDARD_S	ADA_STALLS	RESERVED_S	LOADING_ZO	METERED_ST	TIME_LIMIT	ILLEGAL
	18	0	0	0	0	0	
11:00AM	15	0	0	0	0	0	0
Noon	14	0	0	0	0	0	0
1:00PM	15	0	0	0	0	0	0
6:00PM	16	0	0	0	0	0	0
7:00PM	14	0	0	0	0	0	0
8:00PM	11	0	0	0	0	0	0

Long Beach Parking Study - Alamitos Beach On-Street Occupancy Survey

B73N

Weekday

Date 10/5/2017 Day Thursday

	STANDARD_S	ADA_STALLS	RESERVED_S	LOADING_ZO	METERED_ST	TIME_LIMIT	ILLEGAL
	21	0	0	0	0	0	
7:00AM	19	0	0	0	0	0	0
8:00AM	17	0	0	0	0	0	0
9:00AM	17	0	0	0	0	0	0
4:00PM	20	0	0	0	0	0	0
5:00PM	21	0	0	0	0	0	0
6:00PM	21	0	0	0	0	0	1

Saturday

Date 10/7/2017 Day Saturday

	STANDARD_S	ADA_STALLS	RESERVED_S	LOADING_ZO	METERED_ST	TIME_LIMIT	ILLEGAL
	21	0	0	0	0	0	
11:00AM	21	0	0	0	0	0	0
Noon	21	0	0	0	0	0	0
1:00PM	21	0	0	0	0	0	0
6:00PM	21	0	0	0	0	0	1
7:00PM	21	0	0	0	0	0	1
8:00PM	21	0	0	0	0	0	1

Long Beach Parking Study - Alamitos Beach On-Street Occupancy Survey

B74E

Weekday

Date 10/5/2017 Day Thursday

	STANDARD_S	ADA_STALLS	RESERVED_S	LOADING_ZO	METERED_ST	TIME_LIMIT	ILLEGAL
	10	0	0	0	0	0	
7:00AM	8	0	0	0	0	0	0
8:00AM	3	0	0	0	0	0	0
9:00AM	2	0	0	0	0	0	0
4:00PM	8	0	0	0	0	0	0
5:00PM	9	0	0	0	0	0	0
6:00PM	8	0	0	0	0	0	0

Saturday

Date 10/7/2017 Day Saturday

	STANDARD_S	ADA_STALLS	RESERVED_S	LOADING_ZO	METERED_ST	TIME_LIMIT	ILLEGAL
	10	0	0	0	0	0	
11:00AM	10	0	0	0	0	0	0
Noon	12	0	0	0	0	0	2
1:00PM	12	0	0	0	0	0	2
6:00PM	11	0	0	0	0	0	1
7:00PM	10	0	0	0	0	0	0
8:00PM	9	0	0	0	0	0	0

Long Beach Parking Study - Alamitos Beach On-Street Occupancy Survey

B74S

Weekday

Date 10/5/2017 Day Thursday

	STANDARD_S	ADA_STALLS	RESERVED_S	LOADING_ZO	METERED_ST	TIME_LIMIT	ILLEGAL
	16	1	0	0	0	0	
7:00AM	13	0	0	0	0	0	0
8:00AM	10	0	0	0	0	0	0
9:00AM	7	0	0	0	0	0	0
4:00PM	13	0	0	0	0	0	0
5:00PM	14	0	0	0	0	0	0
6:00PM	15	1	0	0	0	0	0

Saturday

Date 10/7/2017 Day Saturday

	STANDARD_S	ADA_STALLS	RESERVED_S	LOADING_ZO	METERED_ST	TIME_LIMIT	ILLEGAL
	16	1	0	0	0	0	
11:00AM	14	1	0	0	0	0	0
Noon	13	1	0	0	0	0	0
1:00PM	12	1	0	0	0	0	0
6:00PM	13	1	0	0	0	0	0
7:00PM	14	1	0	0	0	0	0
8:00PM	14	1	0	0	0	0	0

Long Beach Parking Study - Alamitos Beach On-Street Occupancy Survey

B74N

Weekday

Date 10/5/2017 Day Thursday

	STANDARD_S	ADA_STALLS	RESERVED_S	LOADING_ZO	METERED_ST	TIME_LIMIT	ILLEGAL
	24	0	0	0	0	0	
7:00AM	23	0	0	0	0	0	0
8:00AM	22	0	0	0	0	0	0
9:00AM	21	0	0	0	0	0	0
4:00PM	20	0	0	0	0	0	0
5:00PM	22	0	0	0	0	0	0
6:00PM	23	0	0	0	0	0	0

Saturday

Date 10/7/2017 Day Saturday

	STANDARD_S	ADA_STALLS	RESERVED_S	LOADING_ZO	METERED_ST	TIME_LIMIT	ILLEGAL
	24	0	0	0	0	0	
11:00AM	24	0	0	0	0	0	1
Noon	24	0	0	0	0	0	1
1:00PM	23	0	0	0	0	0	0
6:00PM	24	0	0	0	0	0	0
7:00PM	24	0	0	0	0	0	0
8:00PM	24	0	0	0	0	0	1

Long Beach Parking Study - Alamitos Beach On-Street Occupancy Survey

B74W

Weekday

Date 10/5/2017 Day Thursday

	STANDARD_S	ADA_STALLS	RESERVED_S	LOADING_ZO	METERED_ST	TIME_LIMIT	ILLEGAL
	14	0	0	0	0	0	
7:00AM	11	0	0	0	0	0	0
8:00AM	8	0	0	0	0	0	0
9:00AM	4	0	0	0	0	0	0
4:00PM	13	0	0	0	0	0	0
5:00PM	14	0	0	0	0	0	0
6:00PM	14	0	0	0	0	0	0

Saturday

Date 10/7/2017 Day Saturday

	STANDARD_S	ADA_STALLS	RESERVED_S	LOADING_ZO	METERED_ST	TIME_LIMIT	ILLEGAL
	14	0	0	0	0	0	
11:00AM	14	0	0	0	0	0	1
Noon	14	0	0	0	0	0	0
1:00PM	14	0	0	0	0	0	2
6:00PM	14	0	0	0	0	0	2
7:00PM	14	0	0	0	0	0	2
8:00PM	14	0	0	0	0	0	1

Long Beach Parking Study - Alamitos Beach On-Street Occupancy Survey

B75E

Weekday

Date 10/5/2017 Day Thursday

	STANDARD_S	ADA_STALLS	RESERVED_S	LOADING_ZO	METERED_ST	TIME_LIMIT	ILLEGAL
	21	0	0	0	0	0	
7:00AM	21	0	0	0	0	0	2
8:00AM	21	0	0	0	0	0	1
9:00AM	21	0	0	0	0	0	1
4:00PM	19	0	0	0	0	0	0
5:00PM	21	0	0	0	0	0	3
6:00PM	21	0	0	0	0	0	2

Saturday

Date 10/7/2017 Day Saturday

	STANDARD_S	ADA_STALLS	RESERVED_S	LOADING_ZO	METERED_ST	TIME_LIMIT	ILLEGAL
	21	0	0	0	0	0	
11:00AM	21	0	0	0	0	0	2
Noon	21	0	0	0	0	0	2
1:00PM	21	0	0	0	0	0	2
6:00PM	21	0	0	0	0	0	3
7:00PM	21	0	0	0	0	0	1
8:00PM	21	0	0	0	0	0	2

Long Beach Parking Study - Alamitos Beach On-Street Occupancy Survey**B75S****Weekday**

Date 10/5/2017 Day Thursday

	STANDARD_S	ADA_STALLS	RESERVED_S	LOADING_ZO	METERED_ST	TIME_LIMIT	ILLEGAL
	20	0	0	0	0	0	
7:00AM	17	0	0	0	0	0	0
8:00AM	15	0	0	0	0	0	0
9:00AM	10	0	0	0	0	0	0
4:00PM	13	0	0	0	0	0	0
5:00PM	18	0	0	0	0	0	0
6:00PM	18	0	0	0	0	0	0

Saturday

Date 10/7/2017 Day Saturday

	STANDARD_S	ADA_STALLS	RESERVED_S	LOADING_ZO	METERED_ST	TIME_LIMIT	ILLEGAL
	20	0	0	0	0	0	
11:00AM	11	0	0	0	0	0	0
Noon	12	0	0	0	0	0	0
1:00PM	14	0	0	0	0	0	0
6:00PM	5	0	0	0	0	0	0
7:00PM	6	0	0	0	0	0	0
8:00PM	6	0	0	0	0	0	0

Long Beach Parking Study - Alamitos Beach On-Street Occupancy Survey

B75N

Weekday

Date 10/5/2017 Day Thursday

	STANDARD_S	ADA_STALLS	RESERVED_S	LOADING_ZO	METERED_ST	TIME_LIMIT	ILLEGAL
	17	0	0	0	0	0	
7:00AM	16	0	0	0	0	0	0
8:00AM	16	0	0	0	0	0	0
9:00AM	16	0	0	0	0	0	0
4:00PM	14	0	0	0	0	0	0
5:00PM	16	0	0	0	0	0	0
6:00PM	17	0	0	0	0	0	1

Saturday

Date 10/7/2017 Day Saturday

	STANDARD_S	ADA_STALLS	RESERVED_S	LOADING_ZO	METERED_ST	TIME_LIMIT	ILLEGAL
	17	0	0	0	0	0	
11:00AM	17	0	0	0	0	0	0
Noon	17	0	0	0	0	0	1
1:00PM	17	0	0	0	0	0	2
6:00PM	17	0	0	0	0	0	2
7:00PM	17	0	0	0	0	0	2
8:00PM	17	0	0	0	0	0	2

Long Beach Parking Study - Alamitos Beach On-Street Occupancy Survey

B75W

Weekday

Date 10/5/2017 Day Thursday

	STANDARD_S	ADA_STALLS	RESERVED_S	LOADING_ZO	METERED_ST	TIME_LIMIT	ILLEGAL
	26	0	0	0	0	0	
7:00AM	25	0	0	0	0	0	0
8:00AM	26	0	0	0	0	0	0
9:00AM	26	0	0	0	0	0	0
4:00PM	23	0	0	0	0	0	0
5:00PM	25	0	0	0	0	0	0
6:00PM	25	0	0	0	0	0	0

Saturday

Date 10/7/2017 Day Saturday

	STANDARD_S	ADA_STALLS	RESERVED_S	LOADING_ZO	METERED_ST	TIME_LIMIT	ILLEGAL
	26	0	0	0	0	0	
11:00AM	26	0	0	0	0	0	0
Noon	26	0	0	0	0	0	2
1:00PM	25	0	0	0	0	0	0
6:00PM	26	0	0	0	0	0	2
7:00PM	26	0	0	0	0	0	2
8:00PM	26	0	0	0	0	0	2

Long Beach Parking Study - Alamitos Beach On-Street Occupancy Survey**B76E****Weekday**

Date 10/5/2017 Day Thursday

	STANDARD_S	ADA_STALLS	RESERVED_S	LOADING_ZO	METERED_ST	TIME_LIMIT	ILLEGAL
	8	0	0	0	0	0	
7:00AM	8	0	0	0	0	0	1
8:00AM	6	0	0	0	0	0	0
9:00AM	3	0	0	0	0	0	0
4:00PM	8	0	0	0	0	0	0
5:00PM	8	0	0	0	0	0	0
6:00PM	8	0	0	0	0	0	0

Saturday

Date 10/7/2017 Day Saturday

	STANDARD_S	ADA_STALLS	RESERVED_S	LOADING_ZO	METERED_ST	TIME_LIMIT	ILLEGAL
	8	0	0	0	0	0	
11:00AM	8	0	0	0	0	0	1
Noon	8	0	0	0	0	0	1
1:00PM	8	0	0	0	0	0	1
6:00PM	7	0	0	0	0	0	0
7:00PM	7	0	0	0	0	0	0
8:00PM	8	0	0	0	0	0	0

Long Beach Parking Study - Alamitos Beach On-Street Occupancy Survey

B76S

Weekday

Date 10/5/2017 Day Thursday

	STANDARD_S	ADA_STALLS	RESERVED_S	LOADING_ZO	METERED_ST	TIME_LIMIT	ILLEGAL
	18	0	0	0	0	0	
7:00AM	12	0	0	0	0	0	0
8:00AM	12	0	0	0	0	0	0
9:00AM	12	0	0	0	0	0	0
4:00PM	14	0	0	0	0	0	0
5:00PM	16	0	0	0	0	0	0
6:00PM	12	0	0	0	0	0	0

Saturday

Date 10/7/2017 Day Saturday

	STANDARD_S	ADA_STALLS	RESERVED_S	LOADING_ZO	METERED_ST	TIME_LIMIT	ILLEGAL
	18	0	0	0	0	0	
11:00AM	14	0	0	0	0	0	0
Noon	14	0	0	0	0	0	0
1:00PM	13	0	0	0	0	0	0
6:00PM	16	0	0	0	0	0	0
7:00PM	9	0	0	0	0	0	0
8:00PM	7	0	0	0	0	0	0

Long Beach Parking Study - Alamitos Beach On-Street Occupancy Survey

B76N

Weekday

Date 10/5/2017 Day Thursday

	STANDARD_S	ADA_STALLS	RESERVED_S	LOADING_ZO	METERED_ST	TIME_LIMIT	ILLEGAL
	24	1	0	0	0	0	
7:00AM	22	0	0	0	0	0	0
8:00AM	21	0	0	0	0	0	0
9:00AM	22	0	0	0	0	0	0
4:00PM	17	1	0	0	0	0	0
5:00PM	21	1	0	0	0	0	0
6:00PM	24	1	0	0	0	0	1

Saturday

Date 10/7/2017 Day Saturday

	STANDARD_S	ADA_STALLS	RESERVED_S	LOADING_ZO	METERED_ST	TIME_LIMIT	ILLEGAL
	24	1	0	0	0	0	
11:00AM	23	0	0	0	0	0	0
Noon	23	0	0	0	0	0	0
1:00PM	24	1	0	0	0	0	0
6:00PM	24	1	0	0	0	0	0
7:00PM	24	1	0	0	0	0	0
8:00PM	24	1	0	0	0	0	1

Long Beach Parking Study - Alamitos Beach On-Street Occupancy Survey**B76W****Weekday**

Date

10/5/2017

Day

Thursday

	STANDARD_S	ADA_STALLS	RESERVED_S	LOADING_ZO	METERED_ST	TIME_LIMIT	ILLEGAL
	11	1	0	0	0	0	
7:00AM	8	0	0	0	0	0	0
8:00AM	3	0	0	0	0	0	0
9:00AM	3	0	0	0	0	0	0
4:00PM	9	0	0	0	0	0	0
5:00PM	11	0	0	0	0	0	0
6:00PM	10	1	0	0	0	0	0

Saturday

Date

10/7/2017

Day

Saturday

	STANDARD_S	ADA_STALLS	RESERVED_S	LOADING_ZO	METERED_ST	TIME_LIMIT	ILLEGAL
	11	1	0	0	0	0	
11:00AM	10	1	0	0	0	0	0
Noon	10	1	0	0	0	0	0
1:00PM	10	1	0	0	0	0	0
6:00PM	10	1	0	0	0	0	0
7:00PM	10	1	0	0	0	0	0
8:00PM	11	1	0	0	0	0	0

Long Beach Parking Study - Alamitos Beach On-Street Occupancy Survey

B77E

Weekday

Date 10/5/2017 Day Thursday

	STANDARD_S	ADA_STALLS	RESERVED_S	LOADING_ZO	METERED_ST	TIME_LIMIT	ILLEGAL
	27	0	0	0	0	0	
7:00AM	27	0	0	0	0	0	0
8:00AM	27	0	0	0	0	0	0
9:00AM	27	0	0	0	0	0	0
4:00PM	27	0	0	0	0	0	0
5:00PM	27	0	0	0	0	0	0
6:00PM	27	0	0	0	0	0	0

Saturday

Date 10/7/2017 Day Saturday

	STANDARD_S	ADA_STALLS	RESERVED_S	LOADING_ZO	METERED_ST	TIME_LIMIT	ILLEGAL
	27	0	0	0	0	0	
11:00AM	27	0	0	0	0	0	1
Noon	27	0	0	0	0	0	0
1:00PM	27	0	0	0	0	0	2
6:00PM	27	0	0	0	0	0	0
7:00PM	26	0	0	0	0	0	0
8:00PM	26	0	0	0	0	0	0

Long Beach Parking Study - Alamitos Beach On-Street Occupancy Survey**B77S****Weekday**

Date 10/5/2017 Day Thursday

	STANDARD_S	ADA_STALLS	RESERVED_S	LOADING_ZO	METERED_ST	TIME_LIMIT	ILLEGAL
	25	0	0	0	0	0	
7:00AM	18	0	0	0	0	0	0
8:00AM	18	0	0	0	0	0	0
9:00AM	17	0	0	0	0	0	0
4:00PM	20	0	0	0	0	0	0
5:00PM	21	0	0	0	0	0	0
6:00PM	25	0	0	0	0	0	0

Saturday

Date 10/7/2017 Day Saturday

	STANDARD_S	ADA_STALLS	RESERVED_S	LOADING_ZO	METERED_ST	TIME_LIMIT	ILLEGAL
	25	0	0	0	0	0	
11:00AM	15	0	0	0	0	0	0
Noon	13	0	0	0	0	0	0
1:00PM	15	0	0	0	0	0	0
6:00PM	16	0	0	0	0	0	0
7:00PM	18	0	0	0	0	0	0
8:00PM	16	0	0	0	0	0	0

Long Beach Parking Study - Alamitos Beach On-Street Occupancy Survey

B77W

Weekday

Date 10/5/2017 Day Thursday

	STANDARD_S	ADA_STALLS	RESERVED_S	LOADING_ZO	METERED_ST	TIME_LIMIT	ILLEGAL
	17	1	0	0	0	0	
7:00AM	16	1	0	0	0	0	3
8:00AM	17	0	0	0	0	0	1
9:00AM	17	0	0	0	0	0	1
4:00PM	16	1	0	0	0	0	1
5:00PM	16	1	0	0	0	0	1
6:00PM	17	1	0	0	0	0	4

Saturday

Date 10/7/2017 Day Saturday

	STANDARD_S	ADA_STALLS	RESERVED_S	LOADING_ZO	METERED_ST	TIME_LIMIT	ILLEGAL
	17	1	0	0	0	0	
11:00AM	17	1	0	0	0	0	3
Noon	17	1	0	0	0	0	3
1:00PM	17	1	0	0	0	0	2
6:00PM	16	1	0	0	0	0	1
7:00PM	17	1	0	0	0	0	1
8:00PM	17	1	0	0	0	0	2

Long Beach Parking Study - Alamitos Beach On-Street Occupancy Survey

B78E

Weekday

Date 10/5/2017 Day Thursday

	STANDARD_S	ADA_STALLS	RESERVED_S	LOADING_ZO	METERED_ST	TIME_LIMIT	ILLEGAL
	9	0	0	0	0	0	
7:00AM	5	0	0	0	0	0	0
8:00AM	5	0	0	0	0	0	0
9:00AM	4	0	0	0	0	0	0
4:00PM	5	0	0	0	0	0	0
5:00PM	7	0	0	0	0	0	0
6:00PM	8	0	0	0	0	0	0

Saturday

Date 10/7/2017 Day Saturday

	STANDARD_S	ADA_STALLS	RESERVED_S	LOADING_ZO	METERED_ST	TIME_LIMIT	ILLEGAL
	9	0	0	0	0	0	
11:00AM	7	0	0	0	0	0	0
Noon	6	0	0	0	0	0	0
1:00PM	9	0	0	0	0	0	0
6:00PM	9	0	0	0	0	0	1
7:00PM	9	0	0	0	0	0	1
8:00PM	9	0	0	0	0	0	0

Long Beach Parking Study - Alamitos Beach On-Street Occupancy Survey

B78S

Weekday

Date 10/5/2017 Day Thursday

	STANDARD_S	ADA_STALLS	RESERVED_S	LOADING_ZO	METERED_ST	TIME_LIMIT	ILLEGAL
	13	0	0	2	0	0	
7:00AM	12	0	0	2	0	0	0
8:00AM	13	0	0	2	0	0	0
9:00AM	13	0	0	2	0	0	0
4:00PM	13	0	0	2	0	0	0
5:00PM	13	0	0	2	0	0	0
6:00PM	13	0	0	2	0	0	0

Saturday

Date 10/7/2017 Day Saturday

	STANDARD_S	ADA_STALLS	RESERVED_S	LOADING_ZO	METERED_ST	TIME_LIMIT	ILLEGAL
	13	0	0	2	0	0	
11:00AM	12	0	0	0	0	0	0
Noon	11	0	0	1	0	0	0
1:00PM	13	0	0	2	0	0	0
6:00PM	11	0	0	0	0	0	0
7:00PM	13	0	0	0	0	0	0
8:00PM	11	0	0	0	0	0	0

Long Beach Parking Study - Alamitos Beach On-Street Occupancy Survey

B78N

Weekday

Date 10/5/2017 Day Thursday

	STANDARD_S	ADA_STALLS	RESERVED_S	LOADING_ZO	METERED_ST	TIME_LIMIT	ILLEGAL
	20	0	0	0	0	0	
7:00AM	18	0	0	0	0	0	0
8:00AM	18	0	0	0	0	0	0
9:00AM	18	0	0	0	0	0	0
4:00PM	14	0	0	0	0	0	0
5:00PM	18	0	0	0	0	0	0
6:00PM	18	0	0	0	0	0	0

Saturday

Date 10/7/2017 Day Saturday

	STANDARD_S	ADA_STALLS	RESERVED_S	LOADING_ZO	METERED_ST	TIME_LIMIT	ILLEGAL
	20	0	0	0	0	0	
11:00AM	20	0	0	0	0	0	1
Noon	19	0	0	0	0	0	0
1:00PM	20	0	0	0	0	0	0
6:00PM	20	0	0	0	0	0	0
7:00PM	20	0	0	0	0	0	0
8:00PM	20	0	0	0	0	0	0

Long Beach Parking Study - Alamitos Beach On-Street Occupancy Survey**B78W****Weekday**

Date

10/5/2017

Day

Thursday

	STANDARD_S	ADA_STALLS	RESERVED_S	LOADING_ZO	METERED_ST	TIME_LIMIT	ILLEGAL
	12	0	0	0	0	0	
7:00AM	10	0	0	0	0	0	0
8:00AM	5	0	0	0	0	0	0
9:00AM	3	0	0	0	0	0	0
4:00PM	11	0	0	0	0	0	0
5:00PM	12	0	0	0	0	0	1
6:00PM	12	0	0	0	0	0	1

Saturday

Date

10/7/2017

Day

Saturday

	STANDARD_S	ADA_STALLS	RESERVED_S	LOADING_ZO	METERED_ST	TIME_LIMIT	ILLEGAL
	12	0	0	0	0	0	
11:00AM	12	0	0	0	0	0	0
Noon	12	0	0	0	0	0	1
1:00PM	12	0	0	0	0	0	1
6:00PM	11	0	0	0	0	0	0
7:00PM	12	0	0	0	0	0	0
8:00PM	12	0	0	0	0	0	0

Long Beach Parking Study - Alamitos Beach On-Street Occupancy Survey

B79E

Weekday

Date 10/5/2017 Day Thursday

	STANDARD_S	ADA_STALLS	RESERVED_S	LOADING_ZO	METERED_ST	TIME_LIMIT	ILLEGAL
	14	0	0	0	0	0	
7:00AM	13	0	0	0	0	0	0
8:00AM	13	0	0	0	0	0	0
9:00AM	13	0	0	0	0	0	0
4:00PM	11	0	0	0	0	0	0
5:00PM	11	0	0	0	0	0	0
6:00PM	14	0	0	0	0	0	0

Saturday

Date 10/7/2017 Day Saturday

	STANDARD_S	ADA_STALLS	RESERVED_S	LOADING_ZO	METERED_ST	TIME_LIMIT	ILLEGAL
	14	0	0	0	0	0	
11:00AM	14	0	0	0	0	0	0
Noon	13	0	0	0	0	0	0
1:00PM	13	0	0	0	0	0	0
6:00PM	12	0	0	0	0	0	0
7:00PM	13	0	0	0	0	0	0
8:00PM	14	0	0	0	0	0	0

Long Beach Parking Study - Alamitos Beach On-Street Occupancy Survey**B79S****Weekday**

Date 10/5/2017 Day Thursday

	STANDARD_S	ADA_STALLS	RESERVED_S	LOADING_ZO	METERED_ST	TIME_LIMIT	ILLEGAL
	23	0	0	0	0	0	
7:00AM	10	0	0	0	0	0	0
8:00AM	12	0	0	0	0	0	0
9:00AM	12	0	0	0	0	0	0
4:00PM	12	0	0	0	0	0	0
5:00PM	7	0	0	0	0	0	0
6:00PM	14	0	0	0	0	0	0

Saturday

Date 10/7/2017 Day Saturday

	STANDARD_S	ADA_STALLS	RESERVED_S	LOADING_ZO	METERED_ST	TIME_LIMIT	ILLEGAL
	23	0	0	0	0	0	
11:00AM	20	0	0	0	0	0	0
Noon	13	0	0	0	0	0	0
1:00PM	19	0	0	0	0	0	0
6:00PM	11	0	0	0	0	0	0
7:00PM	8	0	0	0	0	0	0
8:00PM	7	0	0	0	0	0	0

Long Beach Parking Study - Alamitos Beach On-Street Occupancy Survey**B79N****Weekday**

Date 10/5/2017 Day Thursday

	STANDARD_S	ADA_STALLS	RESERVED_S	LOADING_ZO	METERED_ST	TIME_LIMIT	ILLEGAL
	26	0	0	0	0	0	
7:00AM	23	0	0	0	0	0	0
8:00AM	23	0	0	0	0	0	0
9:00AM	21	0	0	0	0	0	0
4:00PM	18	0	0	0	0	0	0
5:00PM	18	0	0	0	0	0	0
6:00PM	19	0	0	0	0	0	0

Saturday

Date 10/7/2017 Day Saturday

	STANDARD_S	ADA_STALLS	RESERVED_S	LOADING_ZO	METERED_ST	TIME_LIMIT	ILLEGAL
	26	0	0	0	0	0	
11:00AM	24	0	0	0	0	0	0
Noon	23	0	0	0	0	0	0
1:00PM	25	0	0	0	0	0	0
6:00PM	25	0	0	0	0	0	0
7:00PM	26	0	0	0	0	0	0
8:00PM	26	0	0	0	0	0	0

Long Beach Parking Study - Alamitos Beach On-Street Occupancy Survey**B79W****Weekday**

Date

10/5/2017

Day

Thursday

	STANDARD_S	ADA_STALLS	RESERVED_S	LOADING_ZO	METERED_ST	TIME_LIMIT	ILLEGAL
	15	0	0	0	0	0	
7:00AM	15	0	0	0	0	0	0
8:00AM	15	0	0	0	0	0	0
9:00AM	15	0	0	0	0	0	0
4:00PM	11	0	0	0	0	0	0
5:00PM	12	0	0	0	0	0	0
6:00PM	15	0	0	0	0	0	0

Saturday

Date

10/7/2017

Day

Saturday

	STANDARD_S	ADA_STALLS	RESERVED_S	LOADING_ZO	METERED_ST	TIME_LIMIT	ILLEGAL
	15	0	0	0	0	0	
11:00AM	15	0	0	0	0	0	0
Noon	15	0	0	0	0	0	0
1:00PM	15	0	0	0	0	0	0
6:00PM	15	0	0	0	0	0	0
7:00PM	15	0	0	0	0	0	0
8:00PM	15	0	0	0	0	0	0

Long Beach Parking Study - Alamitos Beach On-Street Occupancy Survey

B80E

Weekday

Date

Day

	STANDARD_S	ADA_STALLS	RESERVED_S	LOADING_ZO	METERED_ST	TIME_LIMIT
	5	0	0	0	0	0
7:00AM	5	0	0	0	0	0
8:00AM	4	0	0	0	0	0
9:00AM	4	0	0	0	0	0
4:00PM	3	0	0	0	0	0
5:00PM	3	0	0	0	0	0
6:00PM	4	0	0	0	0	0

Saturday

Date

Day

Saturday

	STANDARD_S	ADA_STALLS	RESERVED_S	LOADING_ZO	METERED_ST	TIME_LIMIT
	5	0	0	0	0	0
11:00AM	2	0	0	0	0	0
Noon	4	0	0	0	0	0
1:00PM	4	0	0	0	0	0
6:00PM	4	0	0	0	0	0
7:00PM	4	0	0	0	0	0
8:00PM	4	0	0	0	0	0

Long Beach Parking Study - Alamitos Beach On-Street Occupancy Survey

B81CE

Weekday

Date 10/5/2017 Day Thursday

	STANDARD_S	ADA_STALLS	RESERVED_S	LOADING_ZO	METERED_ST	TIME_LIMIT	ILLEGAL
	4	2	0	I	0	0	0
7:00AM	3	I	0	0	0	0	0
8:00AM	3	I	0	I	0	0	0
9:00AM	0	I	0	I	0	0	0
4:00PM	4	I	0	I	0	0	0
5:00PM	4	I	0	0	0	0	0
6:00PM	4	2	0	I	0	0	0

Saturday

Date 10/7/2017 Day Saturday

	STANDARD_S	ADA_STALLS	RESERVED_S	LOADING_ZO	METERED_ST	TIME_LIMIT	ILLEGAL
	4	2	0	I	0	0	0
11:00AM	4	I	0	I	0	0	0
Noon	4	I	0	I	0	0	0
1:00PM	4	2	0	I	0	0	
6:00PM	4	2	0	I	0	0	I
7:00PM	4	2	0	I	0	0	I
8:00PM	4	2	0	I	0	0	I

Long Beach Parking Study - Alamitos Beach On-Street Occupancy Survey

B81NE

Weekday

Date 10/5/2017 Day Thursday

	STANDARD_S	ADA_STALLS	RESERVED_S	LOADING_ZO	METERED_ST	TIME_LIMIT	ILLEGAL
	4	0	0	0	0	0	
7:00AM	4	0	0	0	0	0	1
8:00AM	4	0	0	0	0	0	0
9:00AM	2	0	0	0	0	0	0
4:00PM	3	0	0	0	0	0	0
5:00PM	3	0	0	0	0	0	0
6:00PM	4	0	0	0	0	0	1

Saturday

Date 10/7/2017 Day Saturday

	STANDARD_S	ADA_STALLS	RESERVED_S	LOADING_ZO	METERED_ST	TIME_LIMIT	ILLEGAL
	4	0	0	0	0	0	
11:00AM	4	0	0	0	0	0	0
Noon	2	0	0	0	0	0	0
1:00PM	3	0	0	0	0	0	0
6:00PM	3	0	0	0	0	0	0
7:00PM	4	0	0	0	0	0	1
8:00PM	4	0	0	0	0	0	0

Long Beach Parking Study - Alamitos Beach On-Street Occupancy Survey**B81CW****Weekday**

Date

10/5/2017

Day

Thursday

	STANDARD_S	ADA_STALLS	RESERVED_S	LOADING_ZO	METERED_ST	TIME_LIMIT
	7	1	0	0	0	0
7:00AM	7	1	0	0	0	0
8:00AM	7	1	0	0	0	0
9:00AM	7	1	0	0	0	0
4:00PM	6	0	0	0	0	0
5:00PM	7	0	0	0	0	0
6:00PM	7	0	0	0	0	0

Saturday

Date

10/7/2017

Day

Saturday

	STANDARD_S	ADA_STALLS	RESERVED_S	LOADING_ZO	METERED_ST	TIME_LIMIT
	7	1	0	0	0	0
11:00AM	7	1	0	0	0	0
Noon	6	1	0	0	0	0
1:00PM	7	1	0	0	0	0
6:00PM	7	1	0	0	0	0
7:00PM	7	1	0	0	0	0
8:00PM	7	1	0	0	0	0

Long Beach Parking Study - Alamitos Beach On-Street Occupancy Survey

B81E

Weekday

Date 10/5/2017 Day Thursday

	STANDARD_S	ADA_STALLS	RESERVED_S	LOADING_ZO	METERED_ST	TIME_LIMIT	ILLEGAL
	5	0	0	I	0	0	0
7:00AM	5	0	0	I	0	0	I
8:00AM	5	0	0	I	0	0	0
9:00AM	5	0	0	0	0	0	0
4:00PM	5	0	0	I	0	0	0
5:00PM	5	0	0	0	0	0	0
6:00PM	5	0	0	I	0	0	0

Saturday

Date 10/7/2017 Day Saturday

	STANDARD_S	ADA_STALLS	RESERVED_S	LOADING_ZO	METERED_ST	TIME_LIMIT	ILLEGAL
	5	0	0	I	0	0	0
11:00AM	5	0	0	I	0	0	0
Noon	5	0	0	I	0	0	0
1:00PM	5	0	0	I	0	0	0
6:00PM	5	0	0	I	0	0	0
7:00PM	5	0	0	I	0	0	0
8:00PM	5	0	0	I	0	0	0

Long Beach Parking Study - Alamitos Beach On-Street Occupancy Survey**B81W****Weekday**

Date

10/5/2017

Day

Thursday

	STANDARD_S	ADA_STALLS	RESERVED_S	LOADING_ZO	METERED_ST	TIME_LIMIT
	1	1	0	0	0	1
7:00AM	1	1	0	0	0	0
8:00AM	0	0	0	0	0	0
9:00AM	0	0	0	0	0	0
4:00PM	0	0	0	0	0	0
5:00PM	1	0	0	0	0	0
6:00PM	1	1	0	0	0	1

Saturday

Date

10/7/2017

Day

Saturday

	STANDARD_S	ADA_STALLS	RESERVED_S	LOADING_ZO	METERED_ST	TIME_LIMIT
	1	1	0	0	0	1
11:00AM	1	1	0	0	0	1
Noon	1	1	0	0	0	1
1:00PM	1	1	0	0	0	1
6:00PM	1	1	0	0	0	1
7:00PM	1	1	0	0	0	1
8:00PM	1	1	0	0	0	1

Long Beach Parking Study - Alamitos Beach On-Street Occupancy Survey**B82CE****Weekday**

Date

10/5/2017

Day

Thursday

	STANDARD_S	ADA_STALLS	RESERVED_S	LOADING_ZO	METERED_ST	TIME_LIMIT
	7	0	0	0	0	0
7:00AM	7	0	0	0	0	0
8:00AM	7	0	0	0	0	0
9:00AM	5	0	0	0	0	0
4:00PM	6	0	0	0	0	0
5:00PM	7	0	0	0	0	0
6:00PM	7	0	0	0	0	0

Saturday

Date

10/7/2017

Day

Saturday

	STANDARD_S	ADA_STALLS	RESERVED_S	LOADING_ZO	METERED_ST	TIME_LIMIT
	7	0	0	0	0	0
11:00AM	6	0	0	0	0	0
Noon	7	0	0	0	0	0
1:00PM	6	0	0	0	0	0
6:00PM	7	0	0	0	0	0
7:00PM	7	0	0	0	0	0
8:00PM	7	0	0	0	0	0

Long Beach Parking Study - Alamitos Beach On-Street Occupancy Survey**B82NE****Weekday**

Date

10/5/2017

Day

Thursday

	STANDARD_S	ADA_STALLS	RESERVED_S	LOADING_ZO	METERED_ST	TIME_LIMIT	ILLEGAL
	6	0	0	0	0	0	
7:00AM	6	0	0	0	0	0	1
8:00AM	6	0	0	0	0	0	0
9:00AM	3	0	0	0	0	0	0
4:00PM	4	0	0	0	0	0	0
5:00PM	5	0	0	0	0	0	0
6:00PM	6	0	0	0	0	0	1

Saturday

Date

10/7/2017

Day

Saturday

	STANDARD_S	ADA_STALLS	RESERVED_S	LOADING_ZO	METERED_ST	TIME_LIMIT	ILLEGAL
	6	0	0	0	0	0	
11:00AM	6	0	0	0	0	0	1
Noon	6	0	0	0	0	0	0
1:00PM	6	0	0	0	0	0	1
6:00PM	6	0	0	0	0	0	1
7:00PM	6	0	0	0	0	0	0
8:00PM	5	0	0	0	0	0	0

Long Beach Parking Study - Alamitos Beach On-Street Occupancy Survey

B82CW

Weekday

Date 10/5/2017 Day Thursday

	STANDARD_S	ADA_STALLS	RESERVED_S	LOADING_ZO	METERED_ST	TIME_LIMIT	ILLEGAL
	7	0	0	0	0	0	0
7:00AM	7	0	0	0	0	0	1
8:00AM	7	0	0	0	0	0	1
9:00AM	7	0	0	0	0	0	1
4:00PM	7	0	0	0	0	0	1
5:00PM	7	0	0	0	0	0	1
6:00PM	7	0	0	0	0	0	0

Saturday

Date 10/7/2017 Day Saturday

	STANDARD_S	ADA_STALLS	RESERVED_S	LOADING_ZO	METERED_ST	TIME_LIMIT	ILLEGAL
	7	0	0	0	0	0	0
11:00AM	7	0	0	0	0	0	0
Noon	7	0	0	0	0	0	0
1:00PM	7	0	0	0	0	0	1
6:00PM	7	0	0	0	0	0	1
7:00PM	7	0	0	0	0	0	1
8:00PM	7	0	0	0	0	0	1

Long Beach Parking Study - Alamitos Beach On-Street Occupancy Survey**B82E****Weekday**

Date

10/5/2017

Day

Thursday

	STANDARD_S	ADA_STALLS	RESERVED_S	LOADING_ZO	METERED_ST	TIME_LIMIT
	6	0	0	0	0	0
7:00AM	6	0	0	0	0	0
8:00AM	5	0	0	0	0	0
9:00AM	5	0	0	0	0	0
4:00PM	6	0	0	0	0	0
5:00PM	6	0	0	0	0	0
6:00PM	6	0	0	0	0	0

Saturday

Date

10/7/2017

Day

Saturday

	STANDARD_S	ADA_STALLS	RESERVED_S	LOADING_ZO	METERED_ST	TIME_LIMIT
	6	0	0	0	0	0
11:00AM	5	0	0	0	0	0
Noon	6	0	0	0	0	0
1:00PM	6	0	0	0	0	0
6:00PM	5	0	0	0	0	0
7:00PM	6	0	0	0	0	0
8:00PM	6	0	0	0	0	0

Long Beach Parking Study - Alamitos Beach On-Street Occupancy Survey**B82W****Weekday**

Date

10/5/2017

Day

Thursday

	STANDARD_S	ADA_STALLS	RESERVED_S	LOADING_ZO	METERED_ST	TIME_LIMIT
	0	2	0	0	0	0
7:00AM	0	2	0	0	0	0
8:00AM	0	2	0	0	0	0
9:00AM	0	2	0	0	0	0
4:00PM	0	2	0	0	0	0
5:00PM	0	2	0	0	0	0
6:00PM	0	2	0	0	0	0

Saturday

Date

10/7/2017

Day

Saturday

	STANDARD_S	ADA_STALLS	RESERVED_S	LOADING_ZO	METERED_ST	TIME_LIMIT
	0	2	0	0	0	0
11:00AM	0	2	0	0	0	0
Noon	0	2	0	0	0	0
1:00PM	0	2	0	0	0	0
6:00PM	0	2	0	0	0	0
7:00PM	0	2	0	0	0	0
8:00PM	0	2	0	0	0	0

Long Beach Parking Study - Alamitos Beach On-Street Occupancy Survey

B82S

Weekday

Date 10/5/2017 Day Thursday

	STANDARD_S	ADA_STALLS	RESERVED_S	LOADING_ZO	METERED_ST	TIME_LIMIT	ILLEGAL
	I	0	0	0	0	0	0
7:00AM	I	0	0	0	0	0	0
8:00AM	0	0	0	0	0	0	0
9:00AM	0	0	0	0	0	0	0
4:00PM	I	0	0	0	0	0	0
5:00PM	I	0	0	0	0	0	0
6:00PM	I	0	0	0	0	0	0

Saturday

Date 10/7/2017 Day Saturday

	STANDARD_S	ADA_STALLS	RESERVED_S	LOADING_ZO	METERED_ST	TIME_LIMIT	ILLEGAL
	I	0	0	0	0	0	0
11:00AM	I	0	0	0	0	0	0
Noon	I	0	0	0	0	0	0
1:00PM	I	0	0	0	0	0	0
6:00PM	I	0	0	0	0	0	0
7:00PM	I	0	0	0	0	0	0
8:00PM	I	0	0	0	0	0	0

Long Beach Parking Study - Alamitos Beach On-Street Occupancy Survey**B83CE****Weekday**

Date 10/5/2017 Day Thursday

	STANDARD_S	ADA_STALLS	RESERVED_S	LOADING_ZO	METERED_ST	TIME_LIMIT	ILLEGAL
	5	1	0	0	0	0	
7:00AM	2	1	0	0	0	0	0
8:00AM	3	1	0	0	0	0	0
9:00AM	2	1	0	0	0	0	0
4:00PM	5	1	0	0	0	0	1
5:00PM	5	1	0	0	0	0	1
6:00PM	5	1	0	0	0	0	1

Saturday

Date 10/7/2017 Day Saturday

	STANDARD_S	ADA_STALLS	RESERVED_S	LOADING_ZO	METERED_ST	TIME_LIMIT	ILLEGAL
	5	1	0	0	0	0	
11:00AM	5	1	0	0	0	0	0
Noon	5	1	0	0	0	0	0
1:00PM	4	1	0	0	0	0	0
6:00PM	5	1	0	0	0	0	0
7:00PM	4	1	0	0	0	0	0
8:00PM	5	1	0	0	0	0	0

Long Beach Parking Study - Alamitos Beach On-Street Occupancy Survey**B83NE****Weekday**

Date

10/5/2017

Day

Thursday

	STANDARD_S	ADA_STALLS	RESERVED_S	LOADING_ZO	METERED_ST	TIME_LIMIT	ILLEGAL
	2	0	0	0	0	0	
7:00AM	2	0	0	0	0	0	1
8:00AM	2	0	0	0	0	0	1
9:00AM	2	0	0	0	0	0	1
4:00PM	2	0	0	0	0	0	0
5:00PM	1	0	0	0	0	0	0
6:00PM	2	0	0	0	0	0	1

Saturday

Date

10/7/2017

Day

Saturday

	STANDARD_S	ADA_STALLS	RESERVED_S	LOADING_ZO	METERED_ST	TIME_LIMIT	ILLEGAL
	2	0	0	0	0	0	
11:00AM	1	0	0	0	0	0	0
Noon	2	0	0	0	0	0	0
1:00PM	2	0	0	0	0	0	1
6:00PM	2	0	0	0	0	0	1
7:00PM	2	0	0	0	0	0	0
8:00PM	1	0	0	0	0	0	0

Long Beach Parking Study - Alamitos Beach On-Street Occupancy Survey**B83NW****Weekday**

Date

10/5/2017

Day

Thursday

	STANDARD_S	ADA_STALLS	RESERVED_S	LOADING_ZO	METERED_ST	TIME_LIMIT	ILLEGAL
	4	0	0	0	0	0	
7:00AM	4	0	0	0	0	0	1
8:00AM	3	0	0	0	0	0	0
9:00AM	3	0	0	0	0	0	0
4:00PM	3	0	0	0	0	0	0
5:00PM	4	0	0	0	0	0	0
6:00PM	4	0	0	0	0	0	1

Saturday

Date

10/7/2017

Day

Saturday

	STANDARD_S	ADA_STALLS	RESERVED_S	LOADING_ZO	METERED_ST	TIME_LIMIT	ILLEGAL
	4	0	0	0	0	0	
11:00AM	4	0	0	0	0	0	0
Noon	2	0	0	0	0	0	0
1:00PM	4	0	0	0	0	0	1
6:00PM	4	0	0	0	0	0	1
7:00PM	3	0	0	0	0	0	0
8:00PM	2	0	0	0	0	0	0

Long Beach Parking Study - Alamitos Beach On-Street Occupancy Survey**B83CW****Weekday**

Date

10/5/2017

Day

Thursday

	STANDARD_S	ADA_STALLS	RESERVED_S	LOADING_ZO	METERED_ST	TIME_LIMIT
	8	0	0	0	0	0
7:00AM	7	0	0	0	0	0
8:00AM	8	0	0	0	0	0
9:00AM	8	0	0	0	0	0
4:00PM	8	0	0	0	0	0
5:00PM	8	0	0	0	0	0
6:00PM	8	0	0	0	0	0

Saturday

Date

10/7/2017

Day

Saturday

	STANDARD_S	ADA_STALLS	RESERVED_S	LOADING_ZO	METERED_ST	TIME_LIMIT
	8	0	0	0	0	0
11:00AM	7	0	0	0	0	0
Noon	6	0	0	0	0	0
1:00PM	8	0	0	0	0	0
6:00PM	8	0	0	0	0	0
7:00PM	8	0	0	0	0	0
8:00PM	8	0	0	0	0	0

Long Beach Parking Study - Alamitos Beach On-Street Occupancy Survey**B83E****Weekday**

Date 10/5/2017 Day Thursday

	STANDARD_S	ADA_STALLS	RESERVED_S	LOADING_ZO	METERED_ST	TIME_LIMIT	ILLEGAL
	10	0	0	0	0	0	
7:00AM	10	0	0	0	0	0	0
8:00AM	10	0	0	0	0	0	0
9:00AM	9	0	0	0	0	0	0
4:00PM	8	0	0	0	0	0	0
5:00PM	7	0	0	0	0	0	0
6:00PM	9	0	0	0	0	0	0

Saturday

Date 10/7/2017 Day Saturday

	STANDARD_S	ADA_STALLS	RESERVED_S	LOADING_ZO	METERED_ST	TIME_LIMIT	ILLEGAL
	10	0	0	0	0	0	
11:00AM	8	0	0	0	0	0	0
Noon	10	0	0	0	0	0	0
1:00PM	10	0	0	0	0	0	0
6:00PM	9	0	0	0	0	0	0
7:00PM	10	0	0	0	0	0	0
8:00PM	10	0	0	0	0	0	0

Long Beach Parking Study - Alamitos Beach On-Street Occupancy Survey**B83W****Weekday**

Date

10/5/2017

Day

Thursday

	STANDARD_S	ADA_STALLS	RESERVED_S	LOADING_ZO	METERED_ST	TIME_LIMIT
	8	1	0	0	0	0
7:00AM	6	0	0	0	0	0
8:00AM	5	0	0	0	0	0
9:00AM	5	0	0	0	0	0
4:00PM	8	0	0	0	0	0
5:00PM	8	0	0	0	0	0
6:00PM	8	0	0	0	0	0

Saturday

Date

10/7/2017

Day

Saturday

	STANDARD_S	ADA_STALLS	RESERVED_S	LOADING_ZO	METERED_ST	TIME_LIMIT
	8	1	0	0	0	0
11:00AM	8	1	0	0	0	0
Noon	8	1	0	0	0	0
1:00PM	8	1	0	0	0	0
6:00PM	8	1	0	0	0	0
7:00PM	8	1	0	0	0	0
8:00PM	8	1	0	0	0	0

Long Beach Parking Study - Alamitos Beach On-Street Occupancy Survey

B84CE

Weekday

Date 10/5/2017 Day Thursday

	STANDARD_S	ADA_STALLS	RESERVED_S	LOADING_ZO	METERED_ST	TIME_LIMIT	ILLEGAL
	4	0	0	0	0	0	
7:00AM	4	0	0	0	0	0	1
8:00AM	4	0	0	0	0	0	0
9:00AM	4	0	0	0	0	0	0
4:00PM	2	0	0	0	0	0	0
5:00PM	1	0	0	0	0	0	0
6:00PM	4	0	0	0	0	0	0

Saturday

Date 10/7/2017 Day Saturday

	STANDARD_S	ADA_STALLS	RESERVED_S	LOADING_ZO	METERED_ST	TIME_LIMIT	ILLEGAL
	4	0	0	0	0	0	
11:00AM	3	0	0	0	0	0	0
Noon	3	0	0	0	0	0	0
1:00PM	3	0	0	0	0	0	0
6:00PM	3	0	0	0	0	0	0
7:00PM	4	0	0	0	0	0	0
8:00PM	4	0	0	0	0	0	0

Long Beach Parking Study - Alamitos Beach On-Street Occupancy Survey**B84CW****Weekday**

Date

10/5/2017

Day

Thursday

	STANDARD_S	ADA_STALLS	RESERVED_S	LOADING_ZO	METERED_ST	TIME_LIMIT	ILLEGAL
	2	0	0	2	0	0	
7:00AM	1	0	0	2	0	0	0
8:00AM	1	0	0	2	0	0	0
9:00AM	2	0	0	2	0	0	0
4:00PM	1	0	0	0	0	0	0
5:00PM	2	0	0	0	0	0	0
6:00PM	2	0	0	2	0	0	0

Saturday

Date

10/7/2017

Day

Saturday

	STANDARD_S	ADA_STALLS	RESERVED_S	LOADING_ZO	METERED_ST	TIME_LIMIT	ILLEGAL
	2	0	0	2	0	0	
11:00AM	2	0	0	0	0	0	0
Noon	2	0	0	0	0	0	0
1:00PM	2	0	0	0	0	0	0
6:00PM	2	0	0	0	0	0	0
7:00PM	2	0	0	2	0	0	0
8:00PM	2	0	0	1	0	0	0

Long Beach Parking Study - Alamitos Beach On-Street Occupancy Survey**B84E****Weekday**

Date

10/5/2017

Day

Thursday

	STANDARD_S	ADA_STALLS	RESERVED_S	LOADING_ZO	METERED_ST	TIME_LIMIT	ILLEGAL
	4	0	0	0	0	0	
7:00AM	4	0	0	0	0	0	0
8:00AM	3	0	0	0	0	0	0
9:00AM	4	0	0	0	0	0	0
4:00PM	1	0	0	0	0	0	0
5:00PM	2	0	0	0	0	0	0
6:00PM	4	0	0	0	0	0	0

Saturday

Date

10/7/2017

Day

Saturday

	STANDARD_S	ADA_STALLS	RESERVED_S	LOADING_ZO	METERED_ST	TIME_LIMIT	ILLEGAL
	4	0	0	0	0	0	
11:00AM	4	0	0	0	0	0	1
Noon	4	0	0	0	0	0	1
1:00PM	4	0	0	0	0	0	1
6:00PM	3	0	0	0	0	0	0
7:00PM	3	0	0	0	0	0	0
8:00PM	4	0	0	0	0	0	1

Long Beach Parking Study - Alamitos Beach On-Street Occupancy Survey**B84W****Weekday**

Date

10/5/2017

Day

Thursday

	STANDARD_S	ADA_STALLS	RESERVED_S	LOADING_ZO	METERED_ST	TIME_LIMIT	ILLEGAL
	6	0	0	0	0	0	
7:00AM	6	0	0	0	0	0	0
8:00AM	4	0	0	0	0	0	0
9:00AM	4	0	0	0	0	0	0
4:00PM	6	0	0	0	0	0	0
5:00PM	6	0	0	0	0	0	0
6:00PM	6	0	0	0	0	0	0

Saturday

Date

10/7/2017

Day

Saturday

	STANDARD_S	ADA_STALLS	RESERVED_S	LOADING_ZO	METERED_ST	TIME_LIMIT	ILLEGAL
	6	0	0	0	0	0	
11:00AM	6	0	0	0	0	0	0
Noon	6	0	0	0	0	0	0
1:00PM	6	0	0	0	0	0	0
6:00PM	6	0	0	0	0	0	0
7:00PM	5	0	0	0	0	0	0
8:00PM	6	0	0	0	0	0	0

Long Beach Parking Study - Alamitos Beach On-Street Occupancy Survey**B85CE****Weekday**

Date 10/5/2017 Day Thursday

	STANDARD_S	ADA_STALLS	RESERVED_S	LOADING_ZO	METERED_ST	TIME_LIMIT	ILLEGAL
	6	1	0	0	0	0	
7:00AM	5	1	0	0	0	0	0
8:00AM	4	1	0	0	0	0	0
9:00AM	5	0	0	0	0	0	0
4:00PM	6	1	0	0	0	0	0
5:00PM	6	1	0	0	0	0	0
6:00PM	6	1	0	0	0	0	0

Saturday

Date 10/7/2017 Day Saturday

	STANDARD_S	ADA_STALLS	RESERVED_S	LOADING_ZO	METERED_ST	TIME_LIMIT	ILLEGAL
	6	1	0	0	0	0	
11:00AM	6	1	0	0	0	0	0
Noon	6	1	0	0	0	0	0
1:00PM	5	1	0	0	0	0	0
6:00PM	6	1	0	0	0	0	0
7:00PM	6	1	0	0	0	0	0
8:00PM	6	1	0	0	0	0	0

Long Beach Parking Study - Alamitos Beach On-Street Occupancy Survey**B85NE****Weekday**

Date

10/5/2017

Day

Thursday

	STANDARD_S	ADA_STALLS	RESERVED_S	LOADING_ZO	METERED_ST	TIME_LIMIT	ILLEGAL
	2	0	0	0	0	0	
7:00AM	1	0	0	0	0	0	0
8:00AM	2	0	0	0	0	0	0
9:00AM	1	0	0	0	0	0	0
4:00PM	2	0	0	0	0	0	0
5:00PM	2	0	0	0	0	0	0
6:00PM	2	0	0	0	0	0	0

Saturday

Date

10/7/2017

Day

Saturday

	STANDARD_S	ADA_STALLS	RESERVED_S	LOADING_ZO	METERED_ST	TIME_LIMIT	ILLEGAL
	2	0	0	0	0	0	
11:00AM	2	0	0	0	0	0	0
Noon	2	0	0	0	0	0	0
1:00PM	2	0	0	0	0	0	0
6:00PM	2	0	0	0	0	0	0
7:00PM	2	0	0	0	0	0	0
8:00PM	2	0	0	0	0	0	0

Long Beach Parking Study - Alamitos Beach On-Street Occupancy Survey**B85NW****Weekday**

Date

10/5/2017

Day

Thursday

	STANDARD_S	ADA_STALLS	RESERVED_S	LOADING_ZO	METERED_ST	TIME_LIMIT	ILLEGAL
	6	0	0	0	0	0	
7:00AM	6	0	0	0	0	0	0
8:00AM	5	0	0	0	0	0	0
9:00AM	2	0	0	0	0	0	0
4:00PM	0	0	0	0	0	0	0
5:00PM	0	0	0	0	0	0	0
6:00PM	4	0	0	0	0	0	0

Saturday

Date

10/7/2017

Day

Saturday

	STANDARD_S	ADA_STALLS	RESERVED_S	LOADING_ZO	METERED_ST	TIME_LIMIT	ILLEGAL
	6	0	0	0	0	0	
11:00AM	5	0	0	0	0	0	0
Noon	5	0	0	0	0	0	0
1:00PM	5	0	0	0	0	0	0
6:00PM	2	0	0	0	0	0	0
7:00PM	3	0	0	0	0	0	0
8:00PM	3	0	0	0	0	0	0

Long Beach Parking Study - Alamitos Beach On-Street Occupancy Survey

B85CW

Weekday

Date 10/5/2017 Day Thursday

	STANDARD_S	ADA_STALLS	RESERVED_S	LOADING_ZO	METERED_ST	TIME_LIMIT	ILLEGAL
	9	0	0	0	0	0	
7:00AM	9	0	0	0	0	0	0
8:00AM	8	0	0	0	0	0	0
9:00AM	9	0	0	0	0	0	0
4:00PM	5	0	0	0	0	0	0
5:00PM	6	0	0	0	0	0	0
6:00PM	9	0	0	0	0	0	0

Saturday

Date 10/7/2017 Day Saturday

	STANDARD_S	ADA_STALLS	RESERVED_S	LOADING_ZO	METERED_ST	TIME_LIMIT	ILLEGAL
	9	0	0	0	0	0	
11:00AM	9	0	0	0	0	0	0
Noon	9	0	0	0	0	0	0
1:00PM	9	0	0	0	0	0	0
6:00PM	8	0	0	0	0	0	0
7:00PM	9	0	0	0	0	0	1
8:00PM	9	0	0	0	0	0	0

Long Beach Parking Study - Alamitos Beach On-Street Occupancy Survey

B85E

Weekday

Date 10/5/2017 Day Thursday

	STANDARD_S	ADA_STALLS	RESERVED_S	LOADING_ZO	METERED_ST	TIME_LIMIT	ILLEGAL
	7	1	0	0	0	0	
7:00AM	7	1	0	0	0	0	1
8:00AM	7	1	0	0	0	0	1
9:00AM	7	1	0	0	0	0	0
4:00PM	7	1	0	0	0	0	0
5:00PM	7	1	0	0	0	0	0
6:00PM	7	1	0	0	0	0	1

Saturday

Date 10/7/2017 Day Saturday

	STANDARD_S	ADA_STALLS	RESERVED_S	LOADING_ZO	METERED_ST	TIME_LIMIT	ILLEGAL
	7	1	0	0	0	0	
11:00AM	7	1	0	0	0	0	0
Noon	7	1	0	0	0	0	1
1:00PM	7	1	0	0	0	0	1
6:00PM	7	1	0	0	0	0	1
7:00PM	7	1	0	0	0	0	0
8:00PM	7	1	0	0	0	0	0

Long Beach Parking Study - Alamitos Beach On-Street Occupancy Survey**B85W****Weekday**

Date

10/5/2017

Day

Thursday

	STANDARD_S	ADA_STALLS	RESERVED_S	LOADING_ZO	METERED_ST	TIME_LIMIT	ILLEGAL
	3	0	0	1	0	0	
7:00AM	1	0	0	0	0	0	0
8:00AM	3	0	0	1	0	0	0
9:00AM	0	0	0	0	0	0	0
4:00PM	2	0	0	0	0	0	0
5:00PM	3	0	0	0	0	0	0
6:00PM	3	0	0	1	0	0	0

Saturday

Date

10/7/2017

Day

Saturday

	STANDARD_S	ADA_STALLS	RESERVED_S	LOADING_ZO	METERED_ST	TIME_LIMIT	ILLEGAL
	3	0	0	1	0	0	
11:00AM	2	0	0	1	0	0	0
Noon	3	0	0	1	0	0	0
1:00PM	1	0	0	0	0	0	0
6:00PM	3	0	0	0	0	0	0
7:00PM	3	0	0	0	0	0	0
8:00PM	3	0	0	1	0	0	0

Long Beach Parking Study - Alamitos Beach On-Street Occupancy Survey**B86CE****Weekday**

Date 10/5/2017 Day Thursday

	STANDARD_S	ADA_STALLS	RESERVED_S	LOADING_ZO	METERED_ST	TIME_LIMIT	ILLEGAL
	6	1	0	0	0	0	
7:00AM	5	0	0	0	0	0	0
8:00AM	5	0	0	0	0	0	0
9:00AM	3	0	0	0	0	0	0
4:00PM	4	1	0	0	0	0	0
5:00PM	5	1	0	0	0	0	0
6:00PM	6	1	0	0	0	0	0

Saturday

Date 10/7/2017 Day Saturday

	STANDARD_S	ADA_STALLS	RESERVED_S	LOADING_ZO	METERED_ST	TIME_LIMIT	ILLEGAL
	6	1	0	0	0	0	
11:00AM	6	1	0	0	0	0	0
Noon	6	1	0	0	0	0	0
1:00PM	6	1	0	0	0	0	0
6:00PM	6	1	0	0	0	0	0
7:00PM	6	1	0	0	0	0	1
8:00PM	6	1	0	0	0	0	1

Long Beach Parking Study - Alamitos Beach On-Street Occupancy Survey**B86CW****Weekday**

Date

10/5/2017

Day

Thursday

	STANDARD_S	ADA_STALLS	RESERVED_S	LOADING_ZO	METERED_ST	TIME_LIMIT	ILLEGAL
	7	0	0	0	0	0	
7:00AM	6	0	0	0	0	0	0
8:00AM	7	0	0	0	0	0	0
9:00AM	5	0	0	0	0	0	0
4:00PM	5	0	0	0	0	0	0
5:00PM	6	0	0	0	0	0	0
6:00PM	6	0	0	0	0	0	0

Saturday

Date

10/7/2017

Day

Saturday

	STANDARD_S	ADA_STALLS	RESERVED_S	LOADING_ZO	METERED_ST	TIME_LIMIT	ILLEGAL
	7	0	0	0	0	0	
11:00AM	5	0	0	0	0	0	0
Noon	6	0	0	0	0	0	0
1:00PM	4	0	0	0	0	0	0
6:00PM	5	0	0	0	0	0	0
7:00PM	6	0	0	0	0	0	0
8:00PM	6	0	0	0	0	0	0

Long Beach Parking Study - Alamitos Beach On-Street Occupancy Survey**B86E****Weekday**

Date 10/5/2017 Day Thursday

	STANDARD_S	ADA_STALLS	RESERVED_S	LOADING_ZO	METERED_ST	TIME_LIMIT	ILLEGAL
	0	0	0	4	0	2	
7:00AM	0	0	0	1	0	0	0
8:00AM	0	0	0	2	0	0	0
9:00AM	0	0	0	0	0	0	0
4:00PM	0	0	0	4	0	0	0
5:00PM	0	0	0	4	0	2	0
6:00PM	0	0	0	3	0	1	0

Saturday

Date 10/7/2017 Day Saturday

	STANDARD_S	ADA_STALLS	RESERVED_S	LOADING_ZO	METERED_ST	TIME_LIMIT	ILLEGAL
	0	0	0	4	0	2	
11:00AM	0	0	0	3	0	2	0
Noon	0	0	0	4	0	1	0
1:00PM	0	0	0	4	0	2	0
6:00PM	0	0	0	4	0	1	0
7:00PM	0	0	0	4	0	2	0
8:00PM	0	0	0	4	0	2	0

Long Beach Parking Study - Alamitos Beach On-Street Occupancy Survey**B86W****Weekday**

Date

10/5/2017

Day

Thursday

	STANDARD_S	ADA_STALLS	RESERVED_S	LOADING_ZO	METERED_ST	TIME_LIMIT	ILLEGAL
	6	0	0	0	0	0	
7:00AM	6	0	0	0	0	0	1
8:00AM	6	0	0	0	0	0	1
9:00AM	5	0	0	0	0	0	0
4:00PM	6	0	0	0	0	0	0
5:00PM	6	0	0	0	0	0	1
6:00PM	6	0	0	0	0	0	1

Saturday

Date

10/7/2017

Day

Saturday

	STANDARD_S	ADA_STALLS	RESERVED_S	LOADING_ZO	METERED_ST	TIME_LIMIT	ILLEGAL
	6	0	0	0	0	0	
11:00AM	6	0	0	0	0	0	0
Noon	6	0	0	0	0	0	0
1:00PM	6	0	0	0	0	0	1
6:00PM	6	0	0	0	0	0	1
7:00PM	6	0	0	0	0	0	0
8:00PM	6	0	0	0	0	0	0

Long Beach Parking Study - Alamitos Beach On-Street Occupancy Survey**B87CE****Weekday**

Date 10/5/2017 Day Thursday

	STANDARD_S	ADA_STALLS	RESERVED_S	LOADING_ZO	METERED_ST	TIME_LIMIT	ILLEGAL
	7	0	0	0	0	0	
7:00AM	2	0	0	0	0	0	0
8:00AM	4	0	0	0	0	0	0
9:00AM	3	0	0	0	0	0	0
4:00PM	7	0	0	0	0	0	0
5:00PM	7	0	0	0	0	0	0
6:00PM	7	0	0	0	0	0	0

Saturday

Date 10/7/2017 Day Saturday

	STANDARD_S	ADA_STALLS	RESERVED_S	LOADING_ZO	METERED_ST	TIME_LIMIT	ILLEGAL
	7	0	0	0	0	0	
11:00AM	7	0	0	0	0	0	0
Noon	7	0	0	0	0	0	0
1:00PM	7	0	0	0	0	0	0
6:00PM	7	0	0	0	0	0	0
7:00PM	7	0	0	0	0	0	1
8:00PM	7	0	0	0	0	0	0

Long Beach Parking Study - Alamitos Beach On-Street Occupancy Survey**B87CW****Weekday**

Date 10/5/2017 Day Thursday

	STANDARD_S	ADA_STALLS	RESERVED_S	LOADING_ZO	METERED_ST	TIME_LIMIT	ILLEGAL
	4	1	0	1	0	1	
7:00AM	4	1	0	0	0	1	0
8:00AM	4	1	0	1	0	1	0
9:00AM	4	1	0	1	0	1	0
4:00PM	4	1	0	0	0	1	0
5:00PM	4	1	0	1	0	1	0
6:00PM	4	1	0	0	0	1	0

Saturday

Date 10/7/2017 Day Saturday

	STANDARD_S	ADA_STALLS	RESERVED_S	LOADING_ZO	METERED_ST	TIME_LIMIT	ILLEGAL
	4	1	0	1	0	1	
11:00AM	4	1	0	1	0	1	0
Noon	4	1	0	1	0	1	0
1:00PM	4	1	0	1	0	1	0
6:00PM	4	1	0	1	0	1	0
7:00PM	4	1	0	1	0	1	0
8:00PM	4	1	0	1	0	1	0

Long Beach Parking Study - Alamitos Beach On-Street Occupancy Survey**B87E****Weekday**

Date 10/5/2017 Day Thursday

	STANDARD_S	ADA_STALLS	RESERVED_S	LOADING_ZO	METERED_ST	TIME_LIMIT	ILLEGAL
	6	0	0	0	0	0	
7:00AM	4	0	0	0	0	0	0
8:00AM	6	0	0	0	0	0	0
9:00AM	6	0	0	0	0	0	0
4:00PM	6	0	0	0	0	0	0
5:00PM	6	0	0	0	0	0	0
6:00PM	6	0	0	0	0	0	1

Saturday

Date 10/7/2017 Day Saturday

	STANDARD_S	ADA_STALLS	RESERVED_S	LOADING_ZO	METERED_ST	TIME_LIMIT	ILLEGAL
	6	0	0	0	0	0	
11:00AM	6	0	0	0	0	0	0
Noon	5	0	0	0	0	0	0
1:00PM	5	0	0	0	0	0	0
6:00PM	6	0	0	0	0	0	0
7:00PM	4	0	0	0	0	0	0
8:00PM	5	0	0	0	0	0	0

Long Beach Parking Study - Alamitos Beach On-Street Occupancy Survey**B87W****Weekday**

Date

10/5/2017

Day

Thursday

	STANDARD_S	ADA_STALLS	RESERVED_S	LOADING_ZO	METERED_ST	TIME_LIMIT	ILLEGAL
	2	0	0	0	0	0	
7:00AM	2	0	0	0	0	0	0
8:00AM	2	0	0	0	0	0	1
9:00AM	2	0	0	0	0	0	1
4:00PM	2	0	0	0	0	0	0
5:00PM	2	0	0	0	0	0	0
6:00PM	2	0	0	0	0	0	0

Saturday

Date

10/7/2017

Day

Saturday

	STANDARD_S	ADA_STALLS	RESERVED_S	LOADING_ZO	METERED_ST	TIME_LIMIT	ILLEGAL
	2	0	0	0	0	0	
11:00AM	1	0	0	0	0	0	0
Noon	2	0	0	0	0	0	0
1:00PM	2	0	0	0	0	0	0
6:00PM	2	0	0	0	0	0	0
7:00PM	2	0	0	0	0	0	0
8:00PM	2	0	0	0	0	0	0

Long Beach Parking Study - Alamitos Beach On-Street Occupancy Survey**B88N****Weekday**

Date 10/5/2017 Day Thursday

	STANDARD_S	ADA_STALLS	RESERVED_S	LOADING_ZO	METERED_ST	TIME_LIMIT	ILLEGAL
	7	0	0	0	0	0	
7:00AM	0	0	0	0	0	0	0
8:00AM	0	0	0	0	0	0	0
9:00AM	0	0	0	0	0	0	0
4:00PM	5	0	0	0	0	0	0
5:00PM	3	0	0	0	0	0	0
6:00PM	5	0	0	0	0	0	0

Saturday

Date 10/7/2017 Day Saturday

	STANDARD_S	ADA_STALLS	RESERVED_S	LOADING_ZO	METERED_ST	TIME_LIMIT	ILLEGAL
	7	0	0	0	0	0	
11:00AM	6	0	0	0	0	0	0
Noon	5	0	0	0	0	0	0
1:00PM	5	0	0	0	0	0	0
6:00PM	5	0	0	0	0	0	0
7:00PM	5	0	0	0	0	0	0
8:00PM	4	0	0	0	0	0	0

Long Beach Parking Study - Alamitos Beach On-Street Occupancy Survey

B88W

Weekday

Date 10/5/2017 Day Thursday

	STANDARD_S	ADA_STALLS	RESERVED_S	LOADING_ZO	METERED_ST	TIME_LIMIT	ILLEGAL
	8	0	0	0	0	0	
7:00AM	3	0	0	0	0	0	0
8:00AM	3	0	0	0	0	0	0
9:00AM	3	0	0	0	0	0	0
4:00PM	8	0	0	0	0	0	0
5:00PM	8	0	0	0	0	0	1
6:00PM	8	0	0	0	0	0	1

Saturday

Date 10/7/2017 Day Saturday

	STANDARD_S	ADA_STALLS	RESERVED_S	LOADING_ZO	METERED_ST	TIME_LIMIT	ILLEGAL
	8	0	0	0	0	0	
11:00AM	8	0	0	0	0	0	0
Noon	7	0	0	0	0	0	0
1:00PM	8	0	0	0	0	0	0
6:00PM	8	0	0	0	0	0	1
7:00PM	8	0	0	0	0	0	0
8:00PM	8	0	0	0	0	0	0

Appendix E2 – Alamitos Beach Off-street Parking Occupancy Survey Results

BLOCK	Parking Facility	Total Stalls	Thursday								Saturday							
			Hourly Occupancy						AM Peak	PM Peak	Hourly Occupancy						Midday	Evening
			7AM	8AM	9AM	4PM	5PM	6PM	Hour	Hour	11AM	Noon	1PM	6PM	7PM	8PM	Peak Hour	Peak Hour
B12-B	Public Parking Alamitos and 3rd	53	15	12	10	5	5	6	0.28	0.11	15	14	15	19	20	20	0.28	0.38
B13-B	LB 7th Day Adventist Church	53	8	6	7	2	2	3	0.15	0.06	44	39	14	49	53	50	0.83	0.94
B20	4th St Public Parking	29	22	18	23	20	16	24	0.76	0.83	27	25	26	23	24	23	0.93	0.79
B22-B	Iglesia Emanuel	41	23	17	12	4	4	6	0.56	0.15	24	23	24	8	17	31	0.59	0.76
B59	Rite Aid	57	14	17	21	14	27	24	0.25	0.42	44	35	28	30	22	19	0.77	0.33

	Inventory		8am	9am	10am	5pm	6pm	7pm
B12-B	52	STANDARD	15	12	10	5	5	6
	1	ADA						
B13-B	40	STANDARD	Gate closed 1	Gate closed 1	2	Gate closed 2	Gate closed 2	Gate closed 2
	2	ADA						
	11	RESERVED	8	6	5	2	2	3
B22-B	40	STANDARD	23	17	12	4	4	6
	1	ADA						
B59	3	STANDARD	1	1	1	1	1	
	54	TIME_LIMIT	13	16	20	13	26	24

	Inventory		11am	12am	1pm	6pm	7pm	8pm
B12-B	52	STANDARD	15	14	15	19	20	20
	1	ADA						
B13-B	40	STANDARD	38	33	10	42	43	42
	2	ADA	2	2		2	2	2
	11	RESERVED	4	4	4	5	8	6
B22-B	40	STANDARD	24	23	24	8	17	31
	1	ADA						
B59	3	STANDARD	3	2	2		2	
	54	TIME_LIMIT	41	33	26	30	20	19

Appendix F1 – Alamitos Beach On-street Parking Turnover Survey Results

BLOCK	Total Stalls	Total Stalls excluding Loading Zone	Thursday				Saturday			
			AM Turnover Rate	AM Average Duration	PM Turnover Rate	PM Turnover Rate	Midday Turnover Rate	Midday Average Duration	Evening Turnover Rate	Evening Average Duration
B05S	12	11	0.55	1.33	1.64	1.72	1.27	1.27	2.64	1.79
B11S	19	17	2.35	1.15	1.59	1.78	0.65	1.82	1.61	1.55
B16N	23	22	1.41	1.45	1.41	1.68	1.23	1.59	1.86	1.52
B20N	20	19	1.05	2.40	1.68	1.50	2.00	1.68	1.75	1.34
B21N	15	14	1.20	2.06	1.40	1.57	1.33	1.60	1.67	1.40
B29W	12	12	0.75	1.44	1.50	1.67	1.17	1.08	2.77	2.57
B45E	3	3	1.33	1.75	1.33	1.75	1.00	1.00	3.00	3.00
B45S	12	12	0.92	2.27	1.17	2.21	1.00	1.08	2.69	2.42
B46S	16	16	0.69	2.09	1.25	1.80	1.13	1.25	2.30	2.22
B46W	6	6	0.83	2.00	1.50	1.78	1.33	1.00	3.00	1.88
B53S	20	20	0.95	2.16	0.95	2.89	1.20	1.05	2.86	2.38
B54E	1	1	3.00	1.00	1.00	3.00	1.00	1.00	3.00	3.00
B54N	15	14	0.93	1.92	1.36	1.84	1.14	1.50	2.00	2.25
B55N	13	13	1.23	1.94	1.62	1.52	1.62	1.38	2.00	1.52
B55W	10	10	1.50	1.80	1.20	2.08	1.30	1.20	2.50	2.23
B62N	39	39	1.03	2.18	1.15	2.56	1.05	1.15	2.60	2.80
B67S	39	39	0.85	2.03	1.15	2.42	1.15	1.03	2.93	2.58
B72E	14	14	1.00	2.71	1.21	2.29	1.14	1.29	2.28	2.31
B73W	17	17	1.06	2.83	1.29	2.23	1.59	1.24	2.33	1.89
B77N	22	22	1.09	2.54	0.95	2.76	1.18	1.05	2.87	2.46

Long Beach Parking Study - Alamitos Beach On-Street TurnOver Survey

B05S

Weekday

Date 10/5/2017 Day Thursday

Type	Num	7:00AM	8:00AM	9:00AM	4:00PM	5:00PM	6:00PM
Time Limited	1		1		2	3	3
	2					1	1
	3		1		2	2	3
	4	1			2	2	2
	5		1		2	3	3
	6	1	1		2	3	3
	7	1	1			2	2
	8				1	2	2
	9				1	2	2
	10				1	1	2
	11					1	1
Loading Zone	1	1	1			2	2

Saturday

Date 10/7/2017 Day Saturday

Type	Num	7:00AM	8:00AM	9:00AM	4:00PM	5:00PM	6:00PM
Time Limited	1				1	2	3
	2			1	2	2	2
	3	1		2	3	3	3
	4	1	1	1	1	1	1
	5	1	2	2	3	3	3
	6	1	1	1	2	2	2
	7	1		2	2	2	2
	8	1	1	1	1	1	1
	9	1	1	1	1	1	1
	10	1	1	1	1	1	1
	11	1		2	2	2	2
Loading Zone	1	1	1	1	1	1	1

Long Beach Parking Study - Alamitos Beach On-Street TurnOver Survey

BIIS

Weekday

Date 10/5/2017 Day Thursday

Type	Num	7:00AM	8:00AM	9:00AM	4:00PM	5:00PM	6:00PM
Standard	1	1	1	2	3	4	4
	2	1		2	3	4	4
	3		1	2	3	3	3
	4	1	2	3	4	4	4
	5	1	2	3	4	5	5
	6	1	2	2	3	3	4
	7	1	1	2	3	3	3
	8	1	2	3	4	4	4
	9	1	2	2	3	3	3
	10	1	2	2	3	4	5
	11	1	2	3	4	5	6
	12	1	2	3	4	5	5
	13			1			
	14	1	2	3	4	4	4
	15	1	2		3	4	4
	16	1	2	3	4	4	4
Loading Zone	1		1	1	2		3
	2		1	2	3	3	3
Time Limit	1	1	2	2	3	4	4

Saturday

Date 10/7/2017 Day Saturday

Type	Num	7:00AM	8:00AM	9:00AM	4:00PM	5:00PM	6:00PM
Standard	1				1	2	3
	2				1	2	3
	3	1	1		2	2	2
	4				1	2	2
	5		1		1	1	1
	6	1	1		1	1	1
	7	1		2	3	4	4
	8	1	1		2	2	2
	9				1	1	1
	10	1			2	2	3
	11				1	1	1
	12	1	1		2	3	3
	13	1					
	14					1	2
	15	1	1		2		3
	16	1	1		2		3
Loading Zone	1					1	2
	2				1	1	2
Time Limit	1				1	1	1

Long Beach Parking Study - Alamitos Beach On-Street TurnOver Survey

B16N

Weekday

Date 10/5/2017 Day Thursday

Type	Num	7:00AM	8:00AM	9:00AM	4:00PM	5:00PM	6:00PM
Standard	1	1	1	2	3	3	3
	2	1	2			3	4
	3		1	1		2	2
	4		1		2	2	2
	5		1			2	3
	6	1	2		3	4	4
	7	1		2		3	3
	8	1	1	1		2	2
	9	1	1	1	2	2	2
	10		1	1		2	2
	11	1	1		2	2	2
	12	1	2			3	3
	13			1		2	2
	14	1	1	1	2	2	2
	15					1	1
	16		1	1		2	3
	17		1	1	2	2	3
	18	1	1	1	1	1	1
Loading Zone	1			1		2	2
Time Limit	1	1	2		3	4	
	2	1		2		3	4
	3	1	2		3		4
	4	1	2	3		4	5

Saturday

Date 10/7/2017 Day Saturday

Type	Num	7:00AM	8:00AM	9:00AM	4:00PM	5:00PM	6:00PM
Standard	1	1	1	2	3	4	4
	2	1	1	1		2	2
	3		1	1	2	3	3
	4	1	1	1	2	2	2
	5	1		2	2	3	3
	6		1	2	3	3	3
	7				1	1	1
	8			1	1		2
	9				1	1	1
	10	1	1	1	1	1	1
	11			1	2	3	3
	12	1			2	2	2
	13	1		2	2	2	2
	14	1	1	1	1	1	1
	15	1	1	1	1	1	1
	16		1		2	2	2
	17		1		2	3	3
	18	1	1		2	2	2
Loading Zone	1			1	2	2	2
Time Limit	1	1	1		2	3	4
	2		1	2		3	4
	3	1	2		3	4	5
	4	1		3	4		5

Long Beach Parking Study - Alamitos Beach On-Street TurnOver Survey

B20N

Weekday

Date 10/5/2017 Day Thursday

Type	Num	7:00AM	8:00AM	9:00AM	4:00PM	5:00PM	6:00PM
Time Limit	1	1	1	1	2	2	3
	2	1	1	1	2	3	3
	3	1	1	1	2	3	3
	4						
	5	1	1	2	3	4	4
	6	1	1	1	2	3	3
	7	1		2	3	4	4
	8		1	1	2	2	3
	9	1	1	1	2	2	3
	10		1	1	2		3
	11	1	1	1	2	2	2
	12	1	1	1	1	1	2
	13	1	1	1	2		3
	14	1	1	1	1	2	3
	15	1	1	1		2	2
	16	1	1	1		2	2
	17		1	1		2	2
	18	1	1	1	2	2	2
	19	1	1	1		2	3
Loading Zone	1		1	1	2	3	4

Saturday

Date 10/7/2017 Day Saturday

Type	Num	7:00AM	8:00AM	9:00AM	4:00PM	5:00PM	6:00PM
Time Limit	1	1	1	1	2	3	4
	2	1	1	2	3	4	4
	3	1	2	3	4	5	5
	4						1
	5	1	2	3	4	4	5
	6	1	1	2	2	3	3
	7	1	2	3	4	4	4
	8	1	2	3	4	4	4
	9	1	2	3	3	4	4
	10	1	1		2	2	2
	11	1	2	3	4		5
	12		1	1	2	2	2
	13		1	1	1		2
	14	1	1	2	3	3	3
	15	1	1	2	3	4	5
	16	1	1	2	2	2	2
	17	1	2	3	3	3	3
	18	1	1	2	3	3	3
	19	1	1	1	2	2	3
Loading Zone	1	1			2	2	2

Long Beach Parking Study - Alamitos Beach On-Street TurnOver Survey

B21N

Weekday

Date 10/5/2017 Day Thursday

Type	Num	7:00AM	8:00AM	9:00AM	4:00PM	5:00PM	6:00PM
Standard	1	1	1	2			3
	2						1
	3	1	2	2	3	3	4
	4	1	1	1	2	2	2
	5	1	1	1		2	3
	6	1	1	1	2	3	3
	7	1	1	1	2	3	4
	8	1	1	1	2	2	2
	9	1	1	1	2	2	2
	10	1	1		2	2	2
Loading Zone	1						1
Time Limit	1	1	1	2	3	4	5
	2	1	1	2	3	3	3
	3	1	1		2		3
	4	1	1	2			

Saturday

Date 10/7/2017 Day Saturday

Type	Num	7:00AM	8:00AM	9:00AM	4:00PM	5:00PM	6:00PM
Standard	1		1		2	3	4
	2	1	1		2	2	2
	3		1	2	3		4
	4	1	2	3	4	5	5
	5	1	2	2		3	3
	6	1	1	1	1		2
	7				1	1	1
	8	1	1	1	2	3	4
	9	1		2		3	3
	10					1	1
Loading Zone	1	1	1		2	2	2
Time Limit	1	1	2	3	4	4	4
	2	1	1	1	2	2	3
	3	1	2	3	4	4	4
	4				1	1	2

Long Beach Parking Study - Alamitos Beach On-Street TurnOver Survey

B29W

Weekday

Date 10/5/2017 Day Thursday

Type	Num	7:00AM	8:00AM	9:00AM	4:00PM	5:00PM	6:00PM
Standard	1	1		2	2	3	4
	2	1	1			2	2
	3				1		2
	4	1	1		2		3
	5				1	1	1
	6	1	1				
	7	1	1		2	2	2
	8	1			2	2	2
	9	1			2	2	2
	10				1	1	1
	11	1			2	2	3
	12				1	2	3

Saturday

Date 10/7/2017 Day Saturday

Type	Num	7:00AM	8:00AM	9:00AM	4:00PM	5:00PM	6:00PM
Standard	1	1	1	1	1	1	1
	2	1	1	1	1	1	1
	3	1	1	1	2	2	2
	4	1	1	1	1	1	1
	5	1	1	1	1	1	1
	6	1	1	1	1	1	1
	7	1	2	2	2	2	2
	8	1	1	1	1	1	1
	9	1	1	1	2	3	3
	10	1	1	1	1	1	1
	11	1	2	2	3	3	3
	12	1	1	1	1	1	1

Long Beach Parking Study - Alamitos Beach On-Street TurnOver Survey**B45E****Weekday**

Date 10/5/2017 Day Thursday

Type	Num	7:00AM	8:00AM	9:00AM	4:00PM	5:00PM	6:00PM
Standard	1	1	1	1	1	1	1
	2			1	1		2
	3	1	1	2		3	3

Saturday

Date 10/7/2017 Day Saturday

Type	Num	7:00AM	8:00AM	9:00AM	4:00PM	5:00PM	6:00PM
Standard	1	1	1	1	1	1	1
	2	1	1	1	1	1	1
	3	1	1	1	2	2	2

Long Beach Parking Study - Alamitos Beach On-Street TurnOver Survey**B46W****Weekday**

Date 10/5/2017 Day Thursday

Type	Num	7:00AM	8:00AM	9:00AM	4:00PM	5:00PM	6:00PM
Standard	1	1	1	1	2	3	3
	2	1				2	2
	3	1	1	1		2	2
	4				1	1	2
	5	1	1		2	2	2
	6	1			2	2	3

Saturday

Date 10/7/2017 Day Saturday

Type	Num	7:00AM	8:00AM	9:00AM	4:00PM	5:00PM	6:00PM
Standard	1			1	2	2	2
	2	1	1	1	1	1	1
	3	1	1	2	2	2	2
	4	1	1	1	1	1	1
	5		1	1	2	2	2
	6	1	1	2	3	3	3

Long Beach Parking Study - Alamitos Beach On-Street TurnOver Survey

B46S

Weekday

Date 10/5/2017 Day Thursday

Type	Num	7:00AM	8:00AM	9:00AM	4:00PM	5:00PM	6:00PM
Standard	1	1	1			2	3
	2			1		2	2
	3	1				2	
	4	1	1	1	2	2	3
	5					1	1
	6				1	2	2
	7				1	1	1
	8						1
	9	1	1	1	1	1	1
	10						1
	11					1	
	12	1	1			2	2
	13	1	1	1	2	2	2
	14	1	1		2	2	2
	15	1	1	2	3	3	3
	16	1	1	1	2	2	3

Saturday

Date 10/7/2017 Day Saturday

Type	Num	7:00AM	8:00AM	9:00AM	4:00PM	5:00PM	6:00PM
Standard	1	1	1		2	3	3
	2	1	1		2	2	2
	3	1	1	1	1	1	1
	4	1	1	1	2	2	2
	5	1	1	1	2	2	2
	6	1	1	1	2	3	3
	7	1	1	1	1	1	1
	8	1	1	1	1	1	1
	9	1	1	1	1	1	1
	10					1	1
	11	1	2	3	4	5	5
	12	1			2		3
	13	1	1	1	1	1	1
	14	1		2	2	2	2
	15	1	1	1	1	1	1
	16	1	1	1	2	2	2

Long Beach Parking Study - Alamitos Beach On-Street TurnOver Survey

B53S

Weekday

Date 10/5/2017 Day Thursday

Type	Num	7:00AM	8:00AM	9:00AM	4:00PM	5:00PM	6:00PM
Standard	1	1	1	1	2	2	2
	2	1	1	1	2	2	2
	3					1	1
	4	1			2	2	2
	5	1	1	1	2	2	2
	6	1		2	3	3	3
	7	1	1	2	2	2	2
	8	1			2	2	2
	9				1	1	1
	10		1		2	2	2
	11	1	1	1		2	2
	12				1	1	1
	13		1	1			
	14	1	1	1	2	2	2
	15	1	1	1	2	2	2
	16	1	1	1	2	2	2
	17	1	1	1	1	1	1
	18	1	1	1	1	1	1
	19	1	1	1	2	2	2
	20	1			2	2	2

Saturday

Date 10/7/2017 Day Saturday

Type	Num	7:00AM	8:00AM	9:00AM	4:00PM	5:00PM	6:00PM
Standard	1	1	1	2	2	2	3
	2	1	2	2	2	2	2
	3	1	1	1	1	1	1
	4	1	1	1	1	1	1
	5	1	1	1	1	1	1
	6	1	1	1	1	1	1
	7				1	1	1
	8	1	2	2	2	2	2
	9	1	1	1	1	1	1
	10	1	2	2	2	2	2
	11	1	1	1	1	1	1
	12	1	1	1	1	1	1
	13	1	1	1	1	1	1
	14	1	1	2	2	2	2
	15	1	1	1	2	2	2
	16	1	1	1	2	2	2
	17	1	1	1	1	1	1
	18	1	1	1	1	1	1
	19	1	1	1	2	2	2
	20	1	1	1	2	2	2

Long Beach Parking Study - Alamitos Beach On-Street TurnOver Survey**B54E****Weekday**

Date 10/5/2017 Day Thursday

Type	Num	7:00AM	8:00AM	9:00AM	4:00PM	5:00PM	6:00PM
Standard	1	1	2	3	4	4	4

Saturday

Date 10/7/2017 Day Saturday

Type	Num	7:00AM	8:00AM	9:00AM	4:00PM	5:00PM	6:00PM
Standard	1	1	1	1	2	2	2

Long Beach Parking Study - Alamitos Beach On-Street TurnOver Survey

B54N

Weekday

Date 10/5/2017 Day Thursday

Type	Num	7:00AM	8:00AM	9:00AM	4:00PM	5:00PM	6:00PM
Standard	1	1	1	1	2	3	4
	2					1	1
	3			1		2	3
	4		1		2	2	2
	5	1	1	1	1	1	1
	6	1	1	1	2	2	2
	7		1		2	2	2
	8		1	1	2	2	2
	9	1	1		2	2	2
	10	1	2	2	2		3
	11	1					2
	12	1	1			2	2
	13	1	1	1	2	2	2
Loading Zone	1	1		2			3
Time Limit	1					1	2

Saturday

Date 10/7/2017 Day Saturday

Type	Num	7:00AM	8:00AM	9:00AM	4:00PM	5:00PM	6:00PM
Standard	1	1	1	1		2	2
	2	1	1	1	1	1	1
	3	1	1	2	2	2	2
	4	1	1	1	1	1	1
	5		1	1	2	2	2
	6	1	1	1	1	1	1
	7			1	1		2
	8	1	1	1	1	1	2
	9		1	1	1	1	1
	10	1	1	1	1	2	2
	11	1	1	1	2	2	2
	12	1	1		2	3	3
	13	1	1	1	1	1	1
Loading Zone	1	1	2		3	4	4
Time Limit	1	1		2		3	4

Long Beach Parking Study - Alamitos Beach On-Street TurnOver Survey

B55N

Weekday

Date 10/5/2017 Day Thursday

Type	Num	7:00AM	8:00AM	9:00AM	4:00PM	5:00PM	6:00PM
Standard	1	1	1	1	2	2	2
	2	1	2				3
	3	1	1		2		3
	4	1	1		2		3
	5	1	1	1	2	2	3
	6	1	1	1	2	2	2
	7	1	1	1	2	2	2
	8	1	1	1	2	2	
	9	1	1	1	2	2	2
	10	1	1		2	3	4
Time Limit	1	1		2		3	4
	2		1		2		3
	3	1	2		3	4	4

Saturday

Date 10/7/2017 Day Saturday

Type	Num	7:00AM	8:00AM	9:00AM	4:00PM	5:00PM	6:00PM
Standard	1	1	1	1	1	1	1
	2				1	2	2
	3	1		2	3	3	3
	4	1	2	3	4	4	4
	5	1	1	1	2	3	3
	6	1	1	1	1	2	2
	7	1	1	1	2	2	2
	8	1	1	1	1	1	1
	9	1	2	2	3	3	3
	10	1	2	3	4	4	4
Time Limit	1	1		2	3	4	
	2		1	2			3
	3	1		2	3	4	4

Long Beach Parking Study - Alamitos Beach On-Street TurnOver Survey

B55W

Weekday

Date 10/5/2017 Day Thursday

Type	Num	7:00AM	8:00AM	9:00AM	4:00PM	5:00PM	6:00PM
Standard	1	1	1	1	2	2	2
	2	1	1	2	3	3	3
	3		1	2	3	3	3
	4	1	1	1		2	2
	5	1	1		2	2	2
	6	1	1	1		2	3
	7	1	1	2	3	3	3
	8	1	1	1		2	2
	9	1	2			3	3
Time Limit	1	1	1	2		3	4

Saturday

Date 10/7/2017 Day Saturday

Type	Num	7:00AM	8:00AM	9:00AM	4:00PM	5:00PM	6:00PM
Standard	1	1	1	1	1	1	1
	2	1	1	1	1	1	1
	3	1	1	1	2	2	2
	4	1	1	1	1	1	1
	5	1	1	1	1	1	1
	6	1	1	2	2	2	2
	7	1	1	1	1	1	1
	8	1	1	1	1	1	1
	9		1	1	1	2	2
Time Limit	1	1	2	3	4	4	5

Long Beach Parking Study - Alamitos Beach On-Street TurnOver Survey

B62N

Weekday

Date

10/5/2017

Day

Thursday

Type	Num	7:00AM	8:00AM	9:00AM	4:00PM	5:00PM	6:00PM
Standard	1	1				2	2
	2	1	1	1	1	2	2
	3	1			2	2	2
	4	1		2	3	4	5
	5	1	1	1	2	2	2
	6	1	1	1	2	2	2
	7	1	1	1	2	2	2
	8	1	1		2	2	2
	9	1			2	2	2
	10				1	1	1
	11	1	1	1	2	2	2
	12	1			2	2	2
	13	1	1	1	1	1	1
	14	1	1	1	1	1	1
	15			1	2	2	2
	16	1			2	2	2
	17	1	1	1	2	2	2
	18	1	1	1	1	1	1
	19	1	1	1	1	1	1
	20	1	1	1	2	2	2
	21	1	1	1	1	1	1
	22	1	1	2	2	2	2
	23	1	1	1	2	2	2
	24	1	1	1	1	1	1
	25	1	1	2	3	3	3
	26				1	1	2
	27	1	2	2	3	3	3
	28	1	1	1	2	2	2
	29	1	1	1	1	1	1
	30	1	1	1	1	1	1
	31				1	1	1
	32	1	1	1	2	2	2
	33	1			2	3	3
	34	1	1	1	1	1	1
	35	1	1	1	1	1	1
	36	1	1	1	2	2	2
	37		1	1	1	1	1
	38	1		2	2	2	3
ADA Stalls	1					1	1

Saturday

Date

10/7/2017

Day

Saturday

Type	Num	7:00AM	8:00AM	9:00AM	4:00PM	5:00PM	6:00PM
Standard	1	1	1	1	1	1	1
	2	1	1	1	1	2	2
	3	1	1	1	1	2	3
	4	1	1	1	2	2	2
	5	1	1	1	2	2	2
	6	1	1	1	1	1	1
	7	1	1	1	1	1	1
	8	1	1	1	1	1	1
	9	1	1	1	1	1	1
	10	1	1	1	1	1	1
	11	1	1	1	1	1	1
	12	1	1	1	1	1	1
	13	1	1	1	1	1	1
	14	1	1	1	1	1	1
	15	1	1	1	1	1	1
	16	1	2	2	2	2	2
	17	1	1	1	2	2	2
	18	1	1	1	1	1	1
	19	1	1	1	1	1	1
	20	1	1	1	1	1	1
	21	1	1	1	1	1	1
	22	1	1	1	1	1	1
	23	1	1	1	1	1	1
	24	1	1	1	2	2	2
	25	1	1	1	1	1	1
	26	1	1	1	1	1	1
	27	1	1	1	1	1	1
	28	1	2	2	2	2	2
	29	1	1	1	1	1	1
	30		1	1	1	2	2
	31	1	1	1	2	2	2
	32	1	1	1	1	2	2
	33		1	1	1	1	1
	34	1	1	1	2	2	3
	35	1	1	1	1	1	1
	36	1	1	1	1	1	1
	37	1	1	1	1	1	1
	38	1	1	1	1	1	1
ADA Stalls	1	1	1	1	1	1	1

Long Beach Parking Study - Alamitos Beach On-Street TurnOver Survey

B67S

Weekday

Date

10/5/2017

Day

Thursday

Type	Num	7:00AM	8:00AM	9:00AM	4:00PM	5:00PM	6:00PM
Standard	1	1		2	3	3	3
	2	1	1	1	2	2	2
	3	1	1		2	2	2
	4	1	1	1	1	1	1
	5	1	1	1	2	2	2
	6	1	1	1	2	2	2
	7				1	1	1
	8	1	1		2	3	3
	9		1	2	3	3	3
	10	1	1	1		2	2
	11	1	1		2	2	2
	12	1	1	1		2	2
	13	1	1	1	1	2	2
	14	1	1	1		2	2
	15	1	1	1	2	2	2
	16	1	1		2	2	2
	17	1				2	2
	18	1	1		2	2	2
	19	1		2	2	2	2
	20	1	1	1	1	1	1
	21	1			2	2	2
	22	1	1	1	2	3	3
	23	1			2	2	2
	24				1	1	1
	25	1			2	2	3
	26				1	1	1
	27	1			2	3	3
	28				1	1	1
	29	1			2	2	2
	30	1	1	1	2	2	2
	31				1	1	1
	32				1	1	1
	33	1	1	1	2	3	3
	34					1	1
	35				1	1	1
	36	1	1			2	2
	37	1				2	2
	38	1	1	1		2	2
	39				1	1	1

Saturday

Date

10/7/2017

Day

Saturday

Type	Num	7:00AM	8:00AM	9:00AM	4:00PM	5:00PM	6:00PM
Standard	1						
	2						
	3		2	3	4	4	4
	4						
	5						
	6						
	7						
	8						
	9						
	10			2	2	2	2
	11		2	2	3	3	4
	12			2	2	2	2
	13				2	2	2
	14						
	15						
	16						
	17						
	18						
	19				2	2	2
	20						
	21						
	22						
	23						
	24						
	25				2	2	2
	26						
	27						
	28						
	29				2	2	2
	30				2	2	2
	31						
	32						
	33				2	2	2
	34		2	2	3	3	3
	35						
	36						
	37						
	38						
	39						

Long Beach Parking Study - Alamitos Beach On-Street TurnOver Survey

B72E

Weekday

Date 10/5/2017 Day Thursday

Type	Num	7:00AM	8:00AM	9:00AM	4:00PM	5:00PM	6:00PM
Standard	1	1	1	1	2	2	2
	2	1	1	1	2	2	2
	3	1	1	1	1	2	2
	4	1	1	1	2	2	2
	5	1	1	1			2
	6				1	1	
	7	1	1	1	2	2	3
	8	1	1	1	1	1	2
	9	1	1		2	2	2
	10	1	1	1	1	1	1
	11	1	1	2	2	2	2
	12	1	1	1	1	1	1
	13	1	1	1	2	2	2
	14	1	1	1	2	2	2

Saturday

Date 10/7/2017 Day Saturday

Type	Num	7:00AM	8:00AM	9:00AM	4:00PM	5:00PM	6:00PM
Standard	1	1	1	1	1	1	1
	2	1	1	1	1	1	1
	3	1	1	1	2	2	2
	4	1	1	1	1	1	1
	5				1	1	1
	6	1	1	1	1	1	1
	7	1	1	1	2	3	3
	8	1	1	2	2	2	2
	9	1	2	2	3	3	3
	10	1	1	1	1		2
	11	1		2	3	4	4
	12	1	1	1	2	2	2
	13	1	1		2	3	3
	14	1	1	1	1	1	1

Long Beach Parking Study - Alamitos Beach On-Street TurnOver Survey

B73W

Weekday

Date 10/5/2017 Day Thursday

Type	Num	7:00AM	8:00AM	9:00AM	4:00PM	5:00PM	6:00PM
Standard	1	1	1	1	2	2	3
	2	1	1	1	1	1	1
	3	1	1	1	1	1	1
	4	1	1	1	1	1	1
	5	1	1	1	2	2	2
	6	1	1	1	2	2	2
	7	1	1	1	2	2	3
	8	1	1	1	1	1	1
	9	1	1	1	2	2	2
	10	1	1	1	2		3
	11	1	1	1	1	1	1
	12	1	1	1	1	1	1
	13	1	1	1	1	1	1
	14	1	1	1	1	1	1
	15	1	1	1	2		3
	16	1	1	2	3	3	3
	17	1	1	1	2	2	3

Saturday

Date 10/7/2017 Day Saturday

Type	Num	7:00AM	8:00AM	9:00AM	4:00PM	5:00PM	6:00PM
Standard	1	1	1	1	1	1	1
	2	1	1	1	1	1	1
	3	1	1	1	1	1	1
	4	1	1	1	1	1	1
	5	1	1	1	1	2	2
	6	1	1	1	1	1	1
	7	1	1	1	1	1	1
	8	1	1	1	1	1	1
	9	1	1	1	1	1	1
	10	1	1	1	1		2
	11	1	2	3		4	4
	12	1	2	2	2	3	3
	13	1	2	3	4	4	4
	14	1	1	1	1	1	1
	15	1	2	3	3	3	3
	16	1	2	3	4	5	5
	17	1	2	2	2	2	2

Long Beach Parking Study - Alamitos Beach On-Street TurnOver Survey

B77N

Weekday

Date

10/5/2017

Day

Thursday

Type	Num	7:00AM	8:00AM	9:00AM	4:00PM	5:00PM	6:00PM
Standard	1	1	1	1	1	1	1
	2	1	1		2	2	2
	3	1	1	2	3	3	3
	4	1	1	1	1	1	1
	5	1	1	1	2	2	2
	6	1	1	1	1	1	1
	7	1	1	1		2	2
	8	1	1	1	1	1	1
	9	1	1		2	2	2
	10	1	1	1	2	2	2
	11	1	1	1	2	2	2
	12	1	1	1	1	1	1
	13	1	1	1			2
	14	1	1	1	1	1	1
	15	1	1	1		2	2
	16	1	1	1	1	1	1
	17	1		2	2	2	2
	18	1	1	1	1	1	1
	19	1	1	1	1	1	1
	20	1	1	1	1	1	1
ADA stalls	1	1					
	2	1	1	1		2	2

Saturday

Date

10/7/2017

Day

Saturday

Type	Num	7:00AM	8:00AM	9:00AM	4:00PM	5:00PM	6:00PM
Standard	1	1	1	1	1	1	1
	2	1	1	1	1	1	1
	3	1	1	1	1	1	1
	4	1	1	1	1	1	1
	5	1	1	1	2	2	2
	6	1	1	1	1	1	1
	7	1	1	1	1	1	1
	8		1	2	3	3	3
	9	1	1	1	2	2	2
	10	1	1	2	2	2	2
	11		1	1	1	1	1
	12	1	1	1	1	1	1
	13	1	1	2	3	3	3
	14	1	1	2	2	2	2
	15	1	1	1	1	1	1
	16	1	1	1	1	1	1
	17	1	1	1	2	2	2
	18	1	1	1	1	1	1
	19	1	1	1	2	2	2
	20	1	1	1	1	1	1
ADA stalls	1	1	1	1	1	1	1
	2	1	1	1	1	2	2

Appendix F2 – Alamitos Beach Off-street Parking Turnover Survey Results

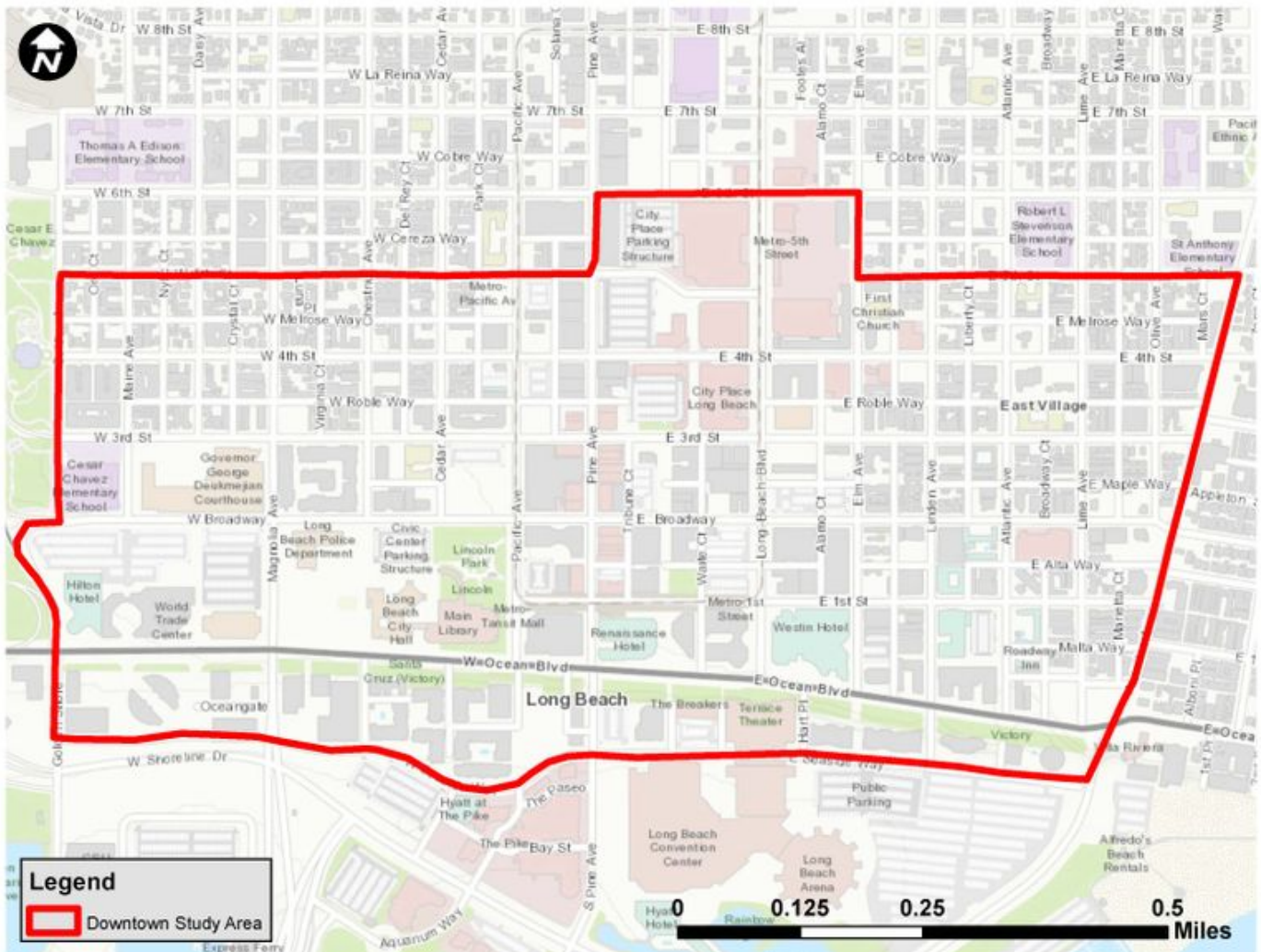
Saturday November 4 Turnover

B-20	11am	12pm	1pm	6pm	7pm	8pm	
1	O69	O69	O69	229	229	229	ADA
2	91R		326		6UR		ADA
3	132	488	OSE	493	493	493	
4	O38	O38	O38	848	848	848	
5	451		332		943	943	
6	O21	O21	143	386	488	488	
7	YOY	O14	O14	494	707	707	
8	653	625	601	989	989	989	
9	N-L-P	N-L-P	303	N-L-P	N-L-P	388	
10	O62	O62	O62	955	955	N-L-P	
11	O54	O54	O54	O54	O54	O54	
12	691	691	691	20K	451	509	
13	545	545	545	O42	O42	O42	
14	973	973	973	S62	XVV	314	
15	733	733	733	325	325	425	
16	941	941	941	O65	O65	O65	
17	101	258	170	877	4M0	4M0	
18	109	170					
19	540	125	125	N-L-P	605	999	
20	258	908	499	N-L-P	N-L-P	N-L-P	
21	138	334	334	537		PUE	
22	955	955	955	119	119		
23	567	567	567	O24	O24	997	
24	646	646	646		N-L-P	481	
25	980	980	RSS	634	634		
26	O76	O76	O76	960	960	960	
27	365	365	365	636		000	

Thursday November 2 Turnover

B-20	8am	9am	10am	5pm	6pm	7pm	
1	9LR	9LR	9LR	9LR	9LR	9LR	ADA
2							ADA
3	970	970	970		494	567	
4			8903	D-138	D-138	SO9	
5	683	683		121		595	
6	946	946	582	O76	O76	O76	
7	919	919	919	919	919	824	
8	547	547		602	602	295	
9	40	40	40	40	40	nlp	
10			402	O54	O54	O54	
11	667	667					
12	339	184	457	847	785	848	
13	nl		935			146	
14	691	691	691	No plate	830	380	
15	805	805	805	489	489	489	
16	646	646	646			752	
17	859	859	859	133	862	862	
18			258			265	
19	o21	o21	941	326	326	123	
20	o46		601	o17		305	
21	o606		955	328			
22	202		o095	396		357	
23	160	160	160			811	
24	127	127	127	789	789	789	
25			437	437	437	437	
26	146	146	190	o44		879	
27	956	956	956	276	302	109	

Appendix G1 – Online Survey and Results



Alamos Beach Study Area

North - 4th St. to 6th St.

South - Shoreline Way

West - Alamos Ave.

East - Junipero Ave.



1. Which study area will your survey responses be in reference to?* (circle one)



A. Downtown Long Beach



B. Alamitos Beach



C. Both Study Areas

2. You are a: (circle one)

- A. Resident of Long Beach
- B. Visitor of Long Beach
- C. Employee working in Long Beach
- D. Business Owner in Long Beach
- E. Other (specify)

3. If you are a resident of Long Beach:

- a. What Zip Code do you live in? _____
- b. Do you own or rent? (circle one) Own Rent
- c. How many units are in your building? _____
- d. Do you have access to a garage? (circle one) Yes No

If so, what is the garage used for? (circle one)

Parking Storage Other

4. Where do you live?

City: _____ Zip Code: _____

5. How many times a week are you in this area of Long Beach?

- A. Once or less
- B. 2 – 3
- C. 4 – 5
- D. 6 – 7

6. What is usually the main purpose of your trip to this area of Long Beach?

- A. Home / Live here
- B. Shopping
- C. Eating / Dining
- D. Work-related
- E. Social / Recreation purposes
- F. Personal errands
- G. Other (please specify) _____

7. Have you ever come to this area of Long Beach and left because there was no parking available within reasonable walking distance?

(circle one) Yes No

8. How many blocks are you willing to walk from where you park to your destination?

- A. Same block
- B. 1 block
- C. 2 blocks
- D. 3+ blocks

9. How do you usually get to this area of Long Beach?

(circle all that apply)

- A. Car / Truck / Van (drove alone)
- B. Car / Truck / Van (carpool)
- C. Bus
- D. Train / Rail
- E. Walk
- F. Bike
- G. Rideshare (e.g. Uber, Lyft)
- H. Other (please specify)_____

10. If you usually drive:

a. Where do you usually park?

- A. On-street (curbside): Metered
- B. On-street (curbside): Un-metered
- C. Surface Parking Lot
- D. Garage / Parking Structure
- E. Other (please specify)_____

b. Do you usually pay for parking? Yes No

If so, on average, how much do you pay per hour? _____

c. How many minutes does it usually take for you to find parking?

- A. 5 or less
- B. 6-10
- C. 11-15
- D. 16-20
- E. 21-25
- F. 26-30
- G. More than 30

d. How long do you usually park for?

- A. 15 minutes or less
- B. 16-30 minutes
- C. 31-59 minutes
- D. 1-1 1/2 hour
- E. 1 1/2 - 2 hours
- F. More than 2 hours

If you usually park for more than 2 hours, do you
primarily park overnight? (circle one) Yes No

e. How far do you usually park from your destination?

- A. Same block
- B. 1 block
- C. 2 blocks
- D. 3+ blocks

11. Do you have any suggested improvements?

(circle all that apply)

- A. Increase Parking Supply
- B. Change Parking Restrictions
- C. Provide Employee Parking
- D. Residential Permit Parking
- E. Stricter Parking Enforcement
- F. Parking Enforcement
- G. Parking Validation
- H. Provide / Improve Alternative Transportation Modes
- I. Improve Handicap Parking
- J. Other

12. Demographics

a. How do you identify yourself? Male Female Other _____

b. Age

- A. 17 or younger
- B. 18 – 24
- C. 25 – 34
- D. 35 – 44
- E. 45 – 54
- F. 55 – 64
- G. 65 – 74
- H. 75+

c. Race / Ethnicity (circle all that apply)

- A. White
- B. Hispanic or Latino
- C. Black or African American
- D. Asian / Pacific Islander
- E. Native American or American Indian
- F. Other (please specify)

d. What language(s) do you speak? (circle all that apply)

- A. English
- B. Spanish
- C. Khmer
- D. Tagalog
- E. Other (please specify)

13. Other Comments:

14. To maintain the integrity of this survey, please provide your email address*
Your email will remain confidential and will only be used for verification purposes.

Online Survey Results

Alamitos Beach	38.5%	Total Responses = 4,014
Downtown Long Beach	36.4%	
Both Study Areas	25.1%	
Total Responses	100.0%	

	DTLB	ALAMITOS BEACH	BOTH	TOTAL
Who:				
Residents of Long Beach	87.6%	94.7%	90.7%	91.2%
Visitors	4.7%	3.0%	5.3%	4.2%
Employees	4.3%	0.7%	1.5%	2.2%
Business Owner	2.7%	0.9%	1.3%	1.7%
Other	0.6%	0.6%	1.2%	0.8%
Total	100.0%	100.0%	100.0%	100.0%

# of:				
Rent	67.5%	77.3%	70.5%	72.2%
Own	32.5%	22.7%	29.5%	27.8%
Total	87.4%	100.0%	100.0%	100.0%

Average # of units	43	10	21	78
---------------------------	----	----	----	----

Garage Access				
Yes	45.1%	41.2%	50.4%	44.9%
No	54.9%	58.8%	49.6%	55.1%
Total	100.0%	100.0%	100.0%	100.0%

Garage is used for:				
Parking	78.0%	78.2%	67.0%	75.0%
Storage	21.5%	20.5%	29.2%	23.3%
Other	0.5%	1.3%	3.8%	1.7%
Total	100.0%	100.0%	100.0%	100.0%

# of times a week in this area of LB				
Once or less	6.6%	3.8%	7.8%	5.8%
2 to 3	9.5%	6.9%	15.6%	10.0%
4 to 5	9.4%	6.1%	14.1%	9.3%
6 to 7	74.6%	83.3%	62.5%	74.9%
Other	0.0%	0.0%	0.0%	0.0%
Total	100.0%	100.0%	100.0%	100.0%

What is usually the main purpose:

Home/ Live here	70.2%	81.3%	54.9%	70.6%
Social / Recreation purposes	7.0%	6.7%	12.7%	8.3%
Eating / Dining	6.7%	4.6%	12.4%	7.3%
Work-related	10.0%	2.8%	9.4%	7.1%
Personal errands	2.4%	1.7%	4.2%	2.6%
Shopping	1.4%	1.0%	2.8%	1.6%
Other	2.3%	1.8%	3.7%	2.5%
Total	100.0%	100.0%	100.0%	100.0%

Have you ever left because no parking within reasonable walking distance:

Yes	68.8%	76.0%	82.7%	75.1%
No	31.2%	24.0%	17.3%	24.9%
Total	100.0%	100.0%	100.0%	100.0%

Have you ever left because no parking (No Garage Accesss & Resident):

Yes	40.8%	40.3%	48.6%	42.7%
No	59.2%	59.7%	51.4%	57.3%
Total	100.0%	100.0%	100.0%	100.0%

How many blocks are you willing to walk:

Same block	9.6%	9.3%	10.8%	9.8%
1 block	21.2%	16.6%	23.1%	19.9%
2 blocks	38.3%	37.7%	39.2%	38.3%
3+ blocks	30.9%	36.4%	26.9%	32.0%
Total	100.0%	100.0%	100.0%	100.0%

How many blocks are you willing to walk (No Garage Accesss & Resident):

Same block	9.2%	8.7%	11.7%	9.6%
1 block	22.5%	15.0%	24.8%	19.8%
2 blocks	39.0%	36.3%	36.8%	37.3%
3+ blocks	29.4%	40.0%	26.6%	33.3%
Total	100.0%	100.0%	100.0%	100.0%

How many blocks are you willing to walk (Employee):

Same block	6.6%	20.0%	0.0%	7.0%
1 block	19.7%	20.0%	20.0%	19.8%
2 blocks	36.1%	40.0%	46.7%	38.4%
3+ blocks	37.7%	20.0%	33.3%	34.9%
Total	100.0%	100.0%	100.0%	100.0%

How many blocks are you willing to walk (Visitor):

Same block	4.4%	10.9%	9.4%	7.8%
1 block	14.7%	15.2%	13.2%	14.4%
2 blocks	41.2%	28.3%	58.5%	43.1%
3+ blocks	39.7%	45.7%	18.9%	34.7%
Total	100.0%	100.0%	100.0%	100.0%

How many blocks are you willing to walk (Business Owner):

Same block	15.4%	21.4%	0.0%	13.6%
1 block	25.6%	21.4%	23.1%	24.2%
2 blocks	38.5%	35.7%	46.2%	39.4%
3+ blocks	20.5%	21.4%	30.8%	22.7%
Total	100.0%	100.0%	100.0%	100.0%

How do you usually get here:

Car / Truck / Van (drove alone)	46.5%	48.2%	44.9%	46.7%
Car / Truck / Van (carpool)	13.3%	10.4%	16.7%	13.1%
Walk	12.8%	13.9%	10.7%	12.7%
Bike	6.0%	8.0%	6.1%	6.8%
Rideshare (e.g. Uber, Lyft)	10.9%	12.0%	13.2%	11.9%
Bus	5.5%	4.6%	5.7%	5.2%
Train/ Rail	4.4%	2.0%	2.1%	2.9%
Other	0.5%	0.8%	0.5%	0.6%
Total	100.0%	100.0%	100.0%	100.0%

How do you usually get here (No Garage Access & Resident):

Car / Truck / Van (drove alone)	47.8%	49.1%	45.2%	47.7%
Car / Truck / Van (carpool)	13.3%	9.3%	15.7%	12.2%
Walk	13.0%	14.1%	11.7%	13.2%
Bike	5.3%	7.2%	5.4%	6.1%
Rideshare (e.g. Uber, Lyft)	10.3%	11.7%	12.7%	11.4%
Bus	5.9%	5.5%	6.9%	6.0%
Train/ Rail	4.2%	2.4%	2.0%	2.9%
Other	0.2%	0.7%	0.3%	0.4%
Total	100.0%	100.0%	100.0%	100.0%

How do you usually get here (Employee):

Car / Truck / Van (drove alone)	54.6%	58.8%	58.3%	55.8%
Car / Truck / Van (carpool)	15.5%	5.9%	12.5%	13.8%
Walk	5.2%	5.9%	0.0%	4.3%
Bike	5.2%	11.8%	0.0%	5.1%
Rideshare (e.g. Uber, Lyft)	11.3%	5.9%	16.7%	11.6%
Bus	3.1%	5.9%	8.3%	4.3%
Train/ Rail	3.1%	5.9%	4.2%	3.6%
Other	2.1%	0.0%	0.0%	1.4%
Total	100.0%	100.0%	100.0%	100.0%

How do you usually get here (Visitor):

Car / Truck / Van (drove alone)	49.6%	54.8%	56.8%	53.2%
Car / Truck / Van (carpool)	20.4%	24.7%	23.5%	22.5%
Walk	5.3%	1.4%	2.5%	3.4%
Bike	1.8%	2.7%	1.2%	1.9%
Rideshare (e.g. Uber, Lyft)	10.6%	12.3%	9.9%	10.9%
Bus	5.3%	2.7%	2.5%	3.7%
Train/ Rail	6.2%	1.4%	3.7%	4.1%
Other	0.9%	0.0%	0.0%	0.4%
Total	100.0%	100.0%	100.0%	100.0%

How do you usually get here (Business Owner):

Car / Truck / Van (drove alone)	66.7%	72.2%	38.2%	58.5%
Car / Truck / Van (carpool)	9.3%	5.6%	11.8%	9.4%
Walk	3.7%	5.6%	14.7%	7.5%
Bike	5.6%	11.1%	11.8%	8.5%
Rideshare (e.g. Uber, Lyft)	7.4%	5.6%	11.8%	8.5%
Bus	5.6%	0.0%	5.9%	4.7%
Train/ Rail	1.9%	0.0%	5.9%	2.8%
Other	0.0%	0.0%	0.0%	0.0%
Total	100.0%	100.0%	100.0%	100.0%

Where do you usually park:

On-street (curbside): Un-metere	43.4%	71.5%	54.1%	57.1%
On-street (curbside): Metered	24.6%	8.8%	22.6%	17.9%
Garage / Parking Structure	23.4%	13.3%	15.4%	17.4%
Surface Parking Lot	5.5%	2.2%	4.4%	3.9%
Other	3.1%	4.2%	3.5%	3.6%
Total	100.0%	100.0%	100.0%	100.0%

Do you usually pay for parking:

Yes	37.1%	13.3%	32.7%	26.7%
No	62.9%	86.7%	67.3%	73.3%
Total	100.0%	100.0%	100.0%	100.0%

Average \$\$ Price Per Hour**4.4****How long does it take you to find parking (Overall):**

5 or less	16.4%	10.6%	10.5%	12.7%
6-10	20.8%	16.5%	23.6%	19.8%
11-15	19.9%	16.4%	20.5%	18.7%
16-20	13.1%	15.6%	13.2%	14.1%
21-25	7.7%	8.7%	8.0%	8.2%
26-30	7.2%	10.4%	8.2%	8.7%
More than 30	14.9%	21.8%	15.9%	17.8%
Total	100.0%	100.0%	100.0%	100.0%

How long does it take you to find parking (Unmetered Curbside):

5 or less	2.6%	4.1%	3.5%	3.6%
6-10	16.3%	16.7%	20.7%	17.5%
11-15	20.1%	16.7%	19.9%	18.4%
16-20	15.9%	16.6%	15.1%	16.0%
21-25	10.9%	10.1%	10.2%	10.3%
26-30	10.0%	11.9%	10.4%	11.0%
More than 30	24.2%	24.0%	20.3%	23.2%
Total	100.0%	100.0%	100.0%	100.0%

How long does it take you to find parking (More than 2 Hours):

5 or less	17.9%	11.0%	10.5%	13.3%
6-10	15.6%	13.7%	16.3%	14.9%
11-15	18.6%	14.4%	15.8%	16.2%
16-20	13.5%	15.6%	14.3%	14.6%
21-25	8.0%	9.2%	9.8%	8.9%
26-30	8.3%	11.7%	10.7%	10.3%
More than 30	18.1%	24.4%	22.5%	21.8%
Total	100.0%	100.0%	100.0%	100.0%

How long does it take you to find parking (No Garage):

5 or less	7.7%	3.6%	5.9%	5.5%
6-10	17.6%	13.4%	17.6%	15.8%
11-15	19.0%	13.5%	19.2%	16.7%
16-20	14.0%	16.9%	13.1%	15.0%
21-25	8.9%	10.2%	8.9%	9.4%
26-30	10.6%	13.6%	11.7%	12.1%
More than 30	22.2%	28.8%	23.7%	25.4%
Total	100.0%	100.0%	100.0%	100.0%

How long does it take you to find parking (No Garage & Rent):

5 or less	4.2%	3.3%	4.7%	4.0%
6-10	17.7%	13.6%	17.7%	15.9%
11-15	19.2%	13.1%	19.0%	16.5%
16-20	13.8%	17.3%	13.2%	15.2%
21-25	9.2%	10.2%	8.7%	9.5%
26-30	11.8%	14.3%	11.6%	12.9%
More than 30	24.1%	28.1%	25.1%	26.1%
Total	100.0%	100.0%	100.0%	100.0%

How long does it take you to find parking (No Garage & Own):

5 or less	24.8%	5.7%	14.6%	15.9%
6-10	17.4%	11.4%	16.7%	15.1%
11-15	18.3%	17.0%	20.8%	18.4%
16-20	14.7%	13.6%	12.5%	13.9%
21-25	7.3%	10.2%	10.4%	9.0%
26-30	4.6%	8.0%	12.5%	7.3%
More than 30	12.8%	34.1%	12.5%	20.4%
Total	100.0%	100.0%	100.0%	100.0%

How long does it take you to find parking (Garage):

5 or less	19.6%	14.9%	14.8%	16.5%
6-10	18.6%	13.9%	27.6%	18.6%
11-15	14.6%	13.0%	21.1%	15.4%
16-20	9.2%	10.0%	13.3%	10.5%
21-25	4.8%	4.1%	7.3%	5.0%
26-30	3.2%	4.5%	5.9%	4.4%
More than 30	6.6%	9.1%	10.3%	8.5%
Total	76.5%	69.5%	100.2%	78.9%

How long does it take you to find parking (Garage & Rent):

5 or less	16.6%	16.6%	8.6%	14.4%
6-10	20.3%	19.0%	27.0%	21.6%
11-15	19.5%	19.3%	19.4%	19.4%
16-20	15.4%	15.7%	16.2%	15.8%
21-25	9.5%	6.2%	9.0%	8.0%
26-30	6.2%	7.1%	7.7%	7.0%
More than 30	12.4%	16.0%	12.2%	13.9%
Total	100.0%	100.0%	100.0%	100.0%

How long does it take you to find parking (Garage & Own):

5 or less	34.1%	28.8%	21.1%	28.5%
6-10	27.5%	21.6%	28.4%	25.8%
11-15	18.8%	17.6%	23.0%	19.7%
16-20	9.0%	12.6%	10.3%	10.6%
21-25	3.1%	5.4%	4.9%	4.4%
26-30	2.4%	5.4%	3.9%	3.8%
More than 30	5.1%	8.6%	8.3%	7.2%
Total	100.0%	100.0%	100.0%	100.0%

How long does it take you to find parking (Garage for storage):

5 or less	29.9%	21.6%	16.2%	23.1%
6-10	22.0%	18.9%	25.4%	21.6%
11-15	16.8%	18.5%	20.4%	18.4%
16-20	12.3%	13.9%	15.5%	13.8%
21-25	5.5%	6.4%	6.3%	6.1%
26-30	3.7%	7.5%	6.3%	5.9%
More than 30	9.7%	13.2%	9.9%	11.1%
Total	100.0%	100.0%	100.0%	100.0%

How long does it take you to find parking (Do not pay):

5 or less	18.5%	10.8%	11.2%	13.2%
6-10	17.0%	15.8%	20.3%	17.2%
11-15	17.0%	15.9%	17.6%	16.7%
16-20	13.2%	15.0%	13.7%	14.2%
21-25	7.7%	9.2%	9.0%	8.7%
26-30	8.2%	10.8%	9.8%	9.8%
More than 30	18.4%	22.4%	18.4%	20.2%
Total	100.0%	100.0%	100.0%	100.0%

How long does it take you to find parking (Pay):

5 or less	12.5%	9.3%	9.4%	10.9%
6-10	26.9%	20.7%	30.5%	26.8%
11-15	25.3%	19.7%	26.3%	24.5%
16-20	13.1%	19.7%	12.3%	14.2%
21-25	7.8%	5.7%	6.2%	6.9%
26-30	5.3%	7.8%	5.2%	5.8%
More than 30	9.0%	17.1%	10.1%	10.9%
Total	100.0%	100.0%	100.0%	100.0%

How long do you usually park for:

15 minutes or less	1.0%	0.8%	2.4%	1.3%
16-30 minutes	2.6%	2.1%	2.2%	2.3%
31-59 minutes	4.8%	3.3%	7.0%	4.8%
1-1 1/2 hour	9.0%	5.0%	12.0%	8.2%
1 1/2 - 2 hours	11.0%	6.9%	18.0%	11.2%
More than 2 hours	71.6%	81.9%	58.4%	72.3%
Total	100.0%	100.0%	100.0%	100.0%

How long do you usually park for (No Garage & Resident):

15 minutes or less	0.5%	0.6%	2.6%	1.0%
16-30 minutes	1.4%	1.6%	2.6%	1.7%
31-59 minutes	3.7%	0.7%	3.7%	2.4%
1-1 1/2 hour	5.8%	2.0%	7.9%	4.7%
1 1/2 - 2 hours	7.1%	3.5%	13.1%	6.9%
More than 2 hours	81.6%	91.6%	70.1%	83.2%
Total	100.0%	100.0%	100.0%	100.0%

How long do you usually park for (Employee):

15 minutes or less	1.8%	0.0%	6.7%	2.5%
16-30 minutes	3.6%	0.0%	0.0%	2.5%
31-59 minutes	0.0%	10.0%	0.0%	1.3%
1-1 1/2 hour	5.5%	0.0%	13.3%	6.3%
1 1/2 - 2 hours	7.3%	30.0%	13.3%	11.3%
More than 2 hours	81.8%	60.0%	66.7%	76.3%
Total	100.0%	100.0%	100.0%	100.0%

How long do you usually park for (Visitor):

15 minutes or less	1.6%	0.0%	0.0%	0.6%
16-30 minutes	4.7%	4.4%	2.0%	3.8%
31-59 minutes	3.1%	6.7%	14.0%	7.5%
1-1 1/2 hour	15.6%	6.7%	10.0%	11.3%
1 1/2 - 2 hours	26.6%	20.0%	30.0%	25.8%
More than 2 hours	48.4%	62.2%	44.0%	50.9%
Total	100.0%	100.0%	100.0%	100.0%

How long do you usually park for (Business Owner):

15 minutes or less	2.6%	0.0%	0.0%	1.6%
16-30 minutes	2.6%	0.0%	0.0%	1.6%
31-59 minutes	5.3%	15.4%	15.4%	9.4%
1-1 1/2 hour	7.9%	7.7%	30.8%	12.5%
1 1/2 - 2 hours	7.9%	7.7%	7.7%	7.8%
More than 2 hours	73.7%	69.2%	46.2%	67.2%
Total	100.0%	100.0%	100.0%	100.0%

How far do you usually park:

Same block	16.2%	14.9%	12.5%	14.7%
1 block	19.8%	15.2%	18.2%	17.6%
2 blocks	34.1%	31.4%	37.9%	34.0%
3+ blocks	30.0%	38.6%	31.4%	33.7%
Total	100.0%	100.0%	100.0%	100.0%

How far do you usually park (No Garage & Resident):

Same block	9.7%	7.7%	9.6%	8.8%
1 block	16.3%	12.0%	16.4%	14.5%
2 blocks	36.9%	31.4%	37.9%	34.7%
3+ blocks	37.2%	48.9%	36.1%	42.0%
Total	100.0%	100.0%	100.0%	100.0%

How far do you usually park On-street (curbside): Un-metered

Same block	7.1%	7.8%	8.7%	7.8%
1 block	18.4%	15.7%	16.1%	16.5%
2 blocks	36.0%	32.1%	38.8%	34.8%
3+ blocks	38.5%	44.5%	36.3%	40.9%
Total	100.0%	100.0%	100.0%	100.0%

How far do you usually park On-street (curbside): Metered

Same block	9.2%	9.3%	10.1%	9.5%
1 block	20.9%	16.3%	22.6%	20.5%
2 blocks	40.2%	36.4%	39.6%	39.3%
3+ blocks	29.8%	38.0%	27.6%	30.7%
Total	100.0%	100.0%	100.0%	100.0%

How far do you usually park (30 or more min to find parking):

Same block	6.7%	4.1%	5.3%	5.1%
1 block	9.2%	7.3%	8.7%	8.2%
2 blocks	25.1%	20.3%	29.3%	23.8%
3+ blocks	59.0%	68.4%	56.7%	62.9%
Total	100.0%	100.0%	100.0%	100.0%

How far do you usually park (26-30 min to find parking):

Same block	3.2%	3.3%	5.1%	3.7%
1 block	13.8%	12.6%	14.1%	13.3%
2 blocks	34.0%	33.8%	35.9%	34.4%
3+ blocks	48.9%	50.3%	44.9%	48.6%
Total	100.0%	100.0%	100.0%	100.0%

Suggested improvements:

Increase Parking Supply	30.1%	34.2%	30.8%	31.8%
Change Parking Restrictions	19.9%	19.2%	19.2%	19.4%
Residential Permit Parking	14.3%	16.2%	13.0%	14.7%
Provide / Improve Alternative Tr	6.9%	7.8%	9.4%	7.9%
Parking Validation	8.2%	6.2%	8.8%	7.6%
Stricter Parking Enforcement	9.0%	10.3%	9.7%	9.7%
Provide Employee Parking	5.3%	4.1%	6.9%	5.2%
Improve Handicap Parking	1.9%	2.0%	2.3%	2.0%
Other	4.4%	5.6%	5.0%	5.0%
Total	100.0%	100.0%	100.0%	100.0%

Residential Parking Permit:

No Garage Access & Rent	34.0%	90.3%	89.4%	57.2%
No Garage Access & Own	66.0%	9.7%	10.6%	42.8%
Total	100.0%	100.0%	100.0%	100.0%

You identify as:

Female	68.8%	62.2%	68.4%	66.2%
Male	30.8%	37.0%	30.9%	33.2%
Other Response	0.4%	0.8%	0.7%	0.6%
Total	100.0%	100.0%	100.0%	100.0%

Languages Spoken:

English	72.2%	77.9%	72.0%	74.2%
Spanish	23.7%	18.2%	22.8%	21.4%
Tagalog	1.1%	0.8%	1.1%	1.0%
Khmer	0.6%	0.4%	0.8%	0.6%
Other	2.3%	2.7%	3.3%	2.7%
Total	100.0%	100.0%	100.0%	100.0%

Race and Ethnicity:

Asian / Pacific Islander	7.8%	7.8%	7.9%	7.8%
Black or African American	8.1%	4.8%	6.2%	6.3%
Hispanic or Latino	32.5%	25.0%	30.9%	29.2%
Native American or American In	2.1%	1.8%	1.4%	1.8%
White	46.1%	56.8%	49.8%	51.1%
Other	3.3%	3.9%	3.8%	3.6%
Total	100.0%	100.0%	100.0%	100.0%

Appendix G2 – Intercept Survey and Results

DOWNTOWN LONG BEACH / ALAMITOS BEACH PARKING SURVEY

CITY OF
LONG BEACH

You are a ...

- ☐ Resident of Long Beach
☐ Visitor of Long Beach
☐ Employee working in Long Beach
☐ Business owner in Long Beach
☐ Other (please specify): _____

Where do you live?

City: _____

Zip Code: _____

What is the main purpose of your trip to this area today?

- ☐ Home / Live Here
☐ Shopping
☐ Eating / Dining
☐ Work-related
☐ Social / Recreation Purposes
☐ Personal Errands
☐ Other (please specify): _____

If you *don't live* here, how many times a week are you in this area of Long Beach?

- ☐ Once or less ☐ Other
☐ 2-3 (please specify): _____
☐ 4-5
☐ 6-7

Where were you *just before* coming to *this area* of Long Beach?

- ☐ City: _____
☐ Zip Code: _____
☐ ☐ Home ☐ Other
☐ Work (please specify): _____
☐ School _____

If you *live* in Long Beach:

- ☐ Do you own or rent?
☐ Own ☐ Rent
☐ If you rent, how many units are in your building? _____
☐ Do you have access to a garage?
☐ Yes ☐ No
☐ If so, what is the garage used for?
☐ Parking ☐ Other: _____
☐ Storage _____

Have you ever come to this area and left because there was no parking available within reasonable walking distance?

- ☐ Yes ☐ No

How many blocks are you *willing* to walk from where you park to your destination?

- ☐ Same block ☐ 2 blocks
☐ 1 block ☐ 3+ blocks

How do you *usually* get to this area of Long Beach?

- ☐ Car / Truck / Van (drove alone)
☐ Car / Truck / Van (carpooled)
☐ Bus
☐ Train / Rail
☐ Walk
☐ Bike
☐ Rideshare (e.g. Uber, Lyft)
☐ Other (please specify): _____

How did you get to this area of Long Beach *today*?

- ☐ Car / Truck / Van (drove alone)
☐ Car / Truck / Van (carpooled)
☐ Bus
☐ Train / Rail
☐ Walk
☐ Bike
☐ Rideshare (e.g. Uber, Lyft)
☐ Other (please specify): _____

If you drove today:

- ☐ Where did you park?
☐ On-street: Metered
☐ On-street: Un-metered
☐ Surface Parking Lot
☐ Garage / Parking Structure
☐ Other (please specify): _____
☐ Did you pay for parking?
☐ Yes (how much? \$ _____/hr)
☐ No
☐ How many minutes did it take for you to find parking?
☐ 5 or less ☐ 21-25
☐ 6-10 ☐ 26-30
☐ 11-15 ☐ More than 30
☐ 16-20
☐ How long are you going to be parked for?
☐ < 15 minutes ☐ 2+ hours ↘
☐ 16-30 minutes *Are you parking overnight?*
☐ 31-59 minutes *(circle) Y / N*
☐ 1 - 1.5 hour
☐ 1.5 - 2 hours
☐ How far are you parked from your destination?
☐ Same block ☐ 2 blocks
☐ 1 block ☐ 3+ blocks

HELP US LEARN MORE!

Do you have any suggested improvements?

(check all that apply)

- ☐ Increase Parking Supply
☐ Change Parking Restrictions
☐ Provide Employee Parking
☐ Stricter Parking Enforcement
☐ Residential Permit Parking
☐ Parking Validation
☐ Provide/Improve Alternative Transportation Modes
☐ Improve Handicap Parking
☐ Other: _____

How do you identify yourself?

- ☐ Female
☐ Male
☐ _____

Race / Ethnicity

(check all that apply)

- ☐ White
☐ Hispanic or Latino
☐ Black or African American
☐ Asian / Pacific Islander
☐ Native American
☐ Other: _____

Age

- ☐ < 17 ☐ 35-44 ☐ 65-74
☐ 18-24 ☐ 45-54 ☐ 75+
☐ 25-34 ☐ 55-64

What language(s) do you speak?

(check all that apply)

- ☐ English
☐ Spanish
☐ Khmer
☐ Tagalog
☐ Other: _____

Thank you for participating in our survey! If you additional comments, feel free to write them on the back.

Intercept Survey Results (Alamitos Beach)

	AM		PM		TOTAL	
Survey Time						
AM (7-9 am)	54	43.9%			54	24.8%
Morning (9-11 am)	69	56.1%			69	31.7%
Afternoon (4-6 pm)			65	68.4%	65	29.8%
PM (6-8 pm)			30	31.6%	30	13.8%
Total	123	100.0%	95	100.0%	218	100.0%

You are:						
Residents of Long Beach	102	82.9%	82	86.3%	184	84.4%
Visitors	12	9.8%	7	7.4%	19	8.7%
Employees	4	3.3%	2	2.1%	6	2.8%
Business Owner	0	0.0%	2	2.1%	2	0.9%
Other	5	4.1%	2	2.1%	7	3.2%
Total	123	100.0%	95	100.0%	218	100.0%

# of:						
Rent	79	74.5%	66	82.5%	145	78.0%
Own	27	25.5%	14	17.5%	41	22.0%
Total	106	100.0%	80	100.0%	186	100.0%

Garage Access						
Yes	46	43.8%	33	42.9%	79	43.4%
No	59	56.2%	44	57.1%	103	56.6%
Total	105	100.0%	77	100.0%	182	100.0%

Garage is used for:						
Parking	38	82.6%	24	75.0%	62	79.5%
Storage	6	13.0%	7	21.9%	13	16.7%
Other	2	4.3%	1	3.1%	3	3.8%
Total	46	100.0%	32	100.0%	78	100.0%

# of times a week in this area of LB						
Once or less	9	27.3%	4	26.7%	13	27.1%
2 to 3	6	18.2%	1	6.7%	7	14.6%
4 to 5	6	18.2%	5	33.3%	11	22.9%
6 to 7	11	33.3%	4	26.7%	15	31.3%
Other	1	3.0%	1	6.7%	2	4.2%
Total	33	100.0%	15	100.0%	48	100.0%

of times a week in this area of LB AM (7-9 am)

Once or less	6	26.1%	0	0.0%	6	26.1%
2-3	4	17.4%	0	0.0%	4	17.4%
4-5	6	26.1%	0	0.0%	6	26.1%
6-7	6	26.1%	0	0.0%	6	26.1%
Other	1	4.3%	0	0.0%	1	4.3%
Total	23	100.0%	0	0.0%	23	100.0%

What is the main purpose of your trip:

Home/ Live here	37	32.5%	44	49.4%	81	39.9%
Social / Recreation purposes	20	17.5%	13	14.6%	33	16.3%
Eating / Dining	6	5.3%	9	10.1%	15	7.4%
Work-related	9	7.9%	11	12.4%	20	9.9%
Personal errands	4	3.5%	4	4.5%	8	3.9%
Shopping	0	0.0%	5	5.6%	5	2.5%
Other	38	33.3%	3	3.4%	41	20.2%
Total	114	100.0%	89	100.0%	203	100.0%

Have you ever left because no parking

Yes	65	58.0%	46	50.5%	111	54.7%
No	47	42.0%	45	49.5%	92	45.3%
Total	112	100.0%	91	100.0%	203	100.0%
0	0	0.0%	0	0.0%	0	

Have you ever left because no parking (No Garage Accesss & Resident):

Yes	36	64.3%	20	50.0%	56	58.3%
No	20	35.7%	20	50.0%	40	41.7%
Total	56	100.0%	40	100.0%	96	100.0%
					0	

Have you ever left because no parking AM (7-9 am)

Yes	20	39.2%	0	0.0%	20	39.2%
No	31	60.8%	0	0.0%	31	60.8%
Total	51	100.0%	0	0.0%	51	100.0%

Have you ever left because no parking Morning (9-11 am)

Yes	45	73.8%	0	0.0%	45	73.8%
No	16	26.2%	0	0.0%	16	26.2%
Total	61	100.0%	0	0.0%	61	100.0%

Have you ever left because no parking Afternoon (4-6 pm)

Yes	0	0.0%	32	50.8%	32	50.8%
No	0	0.0%	31	49.2%	31	49.2%
Total	0	0.0%	63	100.0%	63	100.0%

Have you ever left because no parking PM (6-8 pm)

Yes	0	0.0%	14	50.0%	14	50.0%
No	0	0.0%	14	50.0%	14	50.0%
Total	0	0.0%	28	100.0%	28	100.0%

How many Blocks are you willing to walk:

Same block	5	4.4%	3	3.3%	8	3.9%
1 block	13	11.5%	8	8.7%	21	10.2%
2 blocks	29	25.7%	15	16.3%	44	21.5%
3+ blocks	66	58.4%	66	71.7%	132	64.4%
Total	113	100.0%	92	100.0%	205	100.0%

How many Blocks are you willing to walk (No Garage Access & Resident):

Same block	3	5.3%	2	4.9%	5	5.1%
1 block	6	10.5%	2	4.9%	8	8.2%
2 blocks	11	19.3%	3	7.3%	14	14.3%
3+ blocks	37	64.9%	34	82.9%	71	72.4%
Total	57	100.0%	41	100.0%	98	100.0%

How many Blocks are you willing to walk (Employee):

Same block	0	0.0%	0	0.0%	0	0.0%
1 block	0	0.0%	1	50.0%	1	16.7%
2 blocks	3	75.0%	0	0.0%	3	50.0%
3+ blocks	1	25.0%	1	50.0%	2	33.3%
Total	4	100.0%	2	100.0%	6	100.0%

How many Blocks are you willing to walk (Visitor):

Same block	0	0.0%	0	0.0%	0	0.0%
1 block	1	10.0%	2	28.6%	3	17.6%
2 blocks	3	30.0%	3	42.9%	6	35.3%
3+ blocks	6	60.0%	2	28.6%	8	47.1%
Total	10	100.0%	7	100.0%	17	100.0%

How many Blocks are you willing to walk (Business Owner):

Same block	0	0.0%	0	0.0%	0	0.0%
1 block	0	0.0%	1	50.0%	1	50.0%
2 blocks	0	0.0%	1	50.0%	1	50.0%
3+ blocks	0	0.0%	0	0.0%	0	0.0%
Total	0	0.0%	2	100.0%	2	100.0%
					0	

How do you usually get to this area of Long Beach:

Car / Truck / Van (drove alone)	77	50.3%	56	45.2%	133	48.0%
Car / Truck / Van (carpool)	9	5.9%	5	4.0%	14	5.1%
Walk	34	22.2%	29	23.4%	63	22.7%
Bike	7	4.6%	6	4.8%	13	4.7%
Rideshare (e.g. Uber, Lyft)	6	3.9%	8	6.5%	14	5.1%
Bus	10	6.5%	15	12.1%	25	9.0%
Train/ Rail	6	3.9%	4	3.2%	10	3.6%
Other	4	2.6%	1	0.8%	5	1.8%
Total	153	100.0%	124	100.0%	277	100.0%

How do you usually get to this area of Long Beach (No Garage Access & Resident):

Car / Truck / Van (drove alone)	39	55.7%	25	40.3%	64	48.5%
Car / Truck / Van (carpool)	2	2.9%	3	4.8%	5	3.8%
Walk	18	25.7%	15	24.2%	33	25.0%
Bike	3	4.3%	1	1.6%	4	3.0%
Rideshare (e.g. Uber, Lyft)	3	4.3%	5	8.1%	8	6.1%
Bus	3	4.3%	10	16.1%	13	9.8%
Train/ Rail	0	0.0%	3	4.8%	3	2.3%
Other	2	2.9%	0	0.0%	2	1.5%
Total	70	100.0%	62	100.0%	132	100.0%

How do you usually get to this area of Long Beach (Employee):

Car / Truck / Van (drove alone)	4	100.0%	2	100.0%	6	100.0%
Car / Truck / Van (carpool)	0	0.0%	0	0.0%	0	0.0%
Walk	0	0.0%	0	0.0%	0	0.0%
Bike	0	0.0%	0	0.0%	0	0.0%
Rideshare (e.g. Uber, Lyft)	0	0.0%	0	0.0%	0	0.0%
Bus	0	0.0%	0	0.0%	0	0.0%
Train/ Rail	0	0.0%	0	0.0%	0	0.0%
Other	0	0.0%	0	0.0%	0	0.0%
Total	4	100.0%	2	100.0%	6	100.0%

How do you usually get to this area of Long Beach (Visitor):

Car / Truck / Van (drove alone)	9	50.0%	3	37.5%	12	46.2%
Car / Truck / Van (carpool)	3	16.7%	1	12.5%	4	15.4%
Walk	1	5.6%	1	12.5%	2	7.7%
Bike	1	5.6%	0	0.0%	1	3.8%
Rideshare (e.g. Uber, Lyft)	1	5.6%	2	25.0%	3	11.5%
Bus	1	5.6%	0	0.0%	1	3.8%
Train/ Rail	2	11.1%	0	0.0%	2	7.7%
Other	0	0.0%	1	12.5%	1	3.8%
Total	18	100.0%	8	100.0%	26	100.0%

How do you usually get to this area of Long Beach (Business Owner):

Car / Truck / Van (drove alone)	0	0.0%	2	100.0%	2	100.0%
Car / Truck / Van (carpool)	0	0.0%	0	0.0%	0	0.0%
Walk	0	0.0%	0	0.0%	0	0.0%
Bike	0	0.0%	0	0.0%	0	0.0%
Rideshare (e.g. Uber, Lyft)	0	0.0%	0	0.0%	0	0.0%
Bus	0	0.0%	0	0.0%	0	0.0%
Train/ Rail	0	0.0%	0	0.0%	0	0.0%
Other	0	0.0%	0	0.0%	0	0.0%
Total	0	0.0%	2	100.0%	2	100.0%

How did you get to this area of Long Beach:

Car / Truck / Van (drove alone)	45	35.4%	50	48.1%	95	41.1%
Car / Truck / Van (carpool)	9	7.1%	11	10.6%	20	8.7%
Walk	57	44.9%	29	27.9%	86	37.2%
Bike	2	1.6%	2	1.9%	4	1.7%
Rideshare (e.g. Uber, Lyft)	1	0.8%	1	1.0%	2	0.9%
Bus	7	5.5%	7	6.7%	14	6.1%
Train/ Rail	3	2.4%	2	1.9%	5	2.2%
Other	3	2.4%	2	1.9%	5	2.2%
Total	127	100.0%	104	100.0%	231	100.0%

How did you get to this area of Long Beach (No Garage Access & Resident):

Car / Truck / Van (drove alone)	22	37.3%	29	56.9%	51	46.4%
Car / Truck / Van (carpool)	2	3.4%	3	5.9%	5	4.5%
Walk	28	47.5%	13	25.5%	41	37.3%
Bike	1	1.7%	1	2.0%	2	1.8%
Rideshare (e.g. Uber, Lyft)	1	1.7%	1	2.0%	2	1.8%
Bus	3	5.1%	2	3.9%	5	4.5%
Train/ Rail	2	3.4%	1	2.0%	3	2.7%
Other	0	0.0%	1	2.0%	1	0.9%
Total	59	100.0%	51	100.0%	110	100.0%

How did you get to this area of Long Beach (Employee):

Car / Truck / Van (drove alone)	1	25.0%	1	50.0%	2	33.3%
Car / Truck / Van (carpool)	0	0.0%	0	0.0%	0	0.0%
Walk	2	50.0%	1	50.0%	3	50.0%
Bike	0	0.0%	0	0.0%	0	0.0%
Rideshare (e.g. Uber, Lyft)	0	0.0%	0	0.0%	0	0.0%
Bus	0	0.0%	0	0.0%	0	0.0%
Train/ Rail	0	0.0%	0	0.0%	0	0.0%
Other	1	25.0%	0	0.0%	1	16.7%
Total	4	100.0%	2	100.0%	6	100.0%

How did you get to this area of Long Beach (Visitor):

Car / Truck / Van (drove alone)	6	50.0%	3	42.9%	9	47.4%
Car / Truck / Van (carpool)	2	16.7%	2	28.6%	4	21.1%
Walk	2	16.7%	1	14.3%	3	15.8%
Bike	1	8.3%	1	14.3%	2	10.5%
Rideshare (e.g. Uber, Lyft)	0	0.0%	0	0.0%	0	0.0%
Bus	1	8.3%	0	0.0%	1	5.3%
Train/ Rail	0	0.0%	0	0.0%	0	0.0%
Other	0	0.0%	0	0.0%	0	0.0%
Total	12	100.0%	7	100.0%	19	100.0%

How did you get to this area of Long Beach (Business Owner):

Car / Truck / Van (drove alone)	0	0.0%	0	0.0%	0	0.0%
Car / Truck / Van (carpool)	0	0.0%	0	0.0%	0	0.0%
Walk	0	0.0%	2	100.0%	2	100.0%
Bike	0	0.0%	0	0.0%	0	0.0%
Rideshare (e.g. Uber, Lyft)	0	0.0%	0	0.0%	0	0.0%
Bus	0	0.0%	0	0.0%	0	0.0%
Train/ Rail	0	0.0%	0	0.0%	0	0.0%
Other	0	0.0%	0	0.0%	0	0.0%
Total	0	0.0%	2	100.0%	2	100.0%

Where did you park:

On-street: Un-metered	57	79.2%	26	56.5%	83	70.3%
On-street: Metered	3	4.2%	2	4.3%	5	4.2%
Garage / Parking Structure	6	8.3%	10	21.7%	16	13.6%
Surface Parking Lot	3	4.2%	7	15.2%	10	8.5%
Other	3	4.2%	1	2.2%	4	3.4%
Total	72	100.0%	46	100.0%	118	100.0%

Did you pay for parking:

Yes	4	5.9%	4	9.3%	8	7.2%
No	64	94.1%	39	90.7%	103	92.8%
Total	68	100.0%	43	100.0%	111	100.0%

How long did it take you to find parking (Overall):

5 or less	36	50.7%	21	47.7%	57	49.6%
6-10	10	14.1%	4	9.1%	14	12.2%
11-15	2	2.8%	2	4.5%	4	3.5%
16-20	5	7.0%	5	11.4%	10	8.7%
21-25	3	4.2%	2	4.5%	5	4.3%
26-30	5	7.0%	6	13.6%	11	9.6%
More than 30	10	14.1%	4	9.1%	14	12.2%
Total	71	100.0%	44	100.0%	115	100.0%

How long did it take you to find parking (Garage):

5 or less	19	54.3%	12	85.7%	31	70.5%
6-10	3	8.6%	2	14.3%	5	11.4%
11-15	1	2.9%	1	7.1%	2	4.5%
16-20	1	2.9%	2	14.3%	3	6.8%
21-25	0	0.0%	1	7.1%	1	2.3%
26-30	0	0.0%	0	0.0%	0	0.0%
More than 30	1	2.9%	1	7.1%	2	4.5%
Total	25	71.4%	19	135.7%	44	100.0%

How long did it take you to find parking (Garage & Renter):

5 or less	11	68.8%	8	61.5%	19	65.5%
6-10	2	12.5%	2	15.4%	4	13.8%
11-15	1	6.3%	0	0.0%	1	3.4%
16-20	1	6.3%	2	15.4%	3	10.3%
21-25	0	0.0%	1	7.7%	1	3.4%
26-30	0	0.0%	0	0.0%	0	0.0%
More than 30	1	6.3%	0	0.0%	1	3.4%
Total	16	100.0%	13	100.0%	29	100.0%

How long did it take you to find parking (Garage & Owner):

5 or less	8	88.9%	4	66.7%	12	80.0%
6-10	1	11.1%	0	0.0%	1	6.7%
11-15	0	0.0%	1	16.7%	1	6.7%
16-20	0	0.0%	0	0.0%	0	0.0%
21-25	0	0.0%	0	0.0%	0	0.0%
26-30	0	0.0%	0	0.0%	0	0.0%
More than 30	0	0.0%	1	16.7%	1	6.7%
Total	9	100.0%	6	100.0%	15	100.0%

How long did it take you to find parking (Garage for Storage):

5 or less	3	100.0%	2	50.0%	5	71.4%
6-10	0	0.0%	1	25.0%	1	14.3%
11-15	0	0.0%	0	0.0%	0	0.0%
16-20	0	0.0%	0	0.0%	0	0.0%
21-25	0	0.0%	1	25.0%	1	14.3%
26-30	0	0.0%	0	0.0%	0	0.0%
More than 30	0	0.0%	0	0.0%	0	0.0%
Total	3	100.0%	4	100.0%	7	100.0%

How long did it take you to find parking (No Garage):

5 or less	11	31.4%	2	14.3%	13	26.5%
6-10	5	14.3%	1	7.1%	6	12.2%
11-15	1	2.9%	1	7.1%	2	4.1%
16-20	4	11.4%	2	14.3%	6	12.2%
21-25	2	5.7%	0	0.0%	2	4.1%
26-30	5	14.3%	5	35.7%	10	20.4%
More than 30	7	20.0%	3	21.4%	10	20.4%
Total	35	100.0%	14	100.0%	49	100.0%

How long did it take you to find parking (No Garage & Rent):

5 or less	9	30.0%	2	16.7%	11	26.2%
6-10	5	16.7%	1	8.3%	6	14.3%
11-15	1	3.3%	1	8.3%	2	4.8%
16-20	4	13.3%	1	8.3%	5	11.9%
21-25	1	3.3%	0	0.0%	1	2.4%
26-30	4	13.3%	5	41.7%	9	21.4%
More than 30	6	20.0%	2	16.7%	8	19.0%
Total	30	100.0%	12	100.0%	42	100.0%

How long did it take you to find parking (No Garage & Own):

5 or less	2	40.0%	0	0.0%	2	28.6%
6-10	0	0.0%	0	0.0%	0	0.0%
11-15	0	0.0%	0	0.0%	0	0.0%
16-20	0	0.0%	1	50.0%	1	14.3%
21-25	1	20.0%	0	0.0%	1	14.3%
26-30	1	20.0%	0	0.0%	1	14.3%
More than 30	1	20.0%	1	50.0%	2	28.6%
Total	5	100.0%	2	100.0%	7	100.0%
0	0	0.0%	0	0.0%	0	

How long did it take you to find parking (Unmetered Curbside):

5 or less	23	41.1%	9	36.0%	32	39.5%
6-10	9	16.1%	2	8.0%	11	13.6%
11-15	1	1.8%	2	8.0%	3	3.7%
16-20	5	8.9%	1	4.0%	6	7.4%
21-25	3	5.4%	2	8.0%	5	6.2%
26-30	5	8.9%	5	20.0%	10	12.3%
More than 30	10	17.9%	4	16.0%	14	17.3%
Total	56	100.0%	25	100.0%	81	100.0%

How long did it take you to find parking (More than 2 Hours):

5 or less	19	41.3%	8	29.6%	27	37.0%
6-10	7	15.2%	3	11.1%	10	13.7%
11-15	1	2.2%	2	7.4%	3	4.1%
16-20	3	6.5%	4	14.8%	7	9.6%
21-25	2	4.3%	2	7.4%	4	5.5%
26-30	5	10.9%	5	18.5%	10	13.7%
More than 30	9	19.6%	3	11.1%	12	16.4%
Total	46	100.0%	27	100.0%	73	100.0%

How long did it take you to find parking (Pay):

5 or less	2	50.0%	0	0.0%	2	28.6%
6-10	1	25.0%	1	33.3%	2	28.6%
11-15	0	0.0%	0	0.0%	0	0.0%
16-20	0	0.0%	1	33.3%	1	14.3%
21-25	0	0.0%	0	0.0%	0	0.0%
26-30	0	0.0%	1	33.3%	1	14.3%
More than 30	1	25.0%	0	0.0%	1	14.3%
Total	4	100.0%	3	100.0%	7	100.0%

How long did it take you to find parking (Do not pay):

5 or less	33	52.4%	21	56.8%	54	54.0%
6-10	8	12.7%	3	8.1%	11	11.0%
11-15	1	1.6%	2	5.4%	3	3.0%
16-20	5	7.9%	3	8.1%	8	8.0%
21-25	3	4.8%	2	5.4%	5	5.0%
26-30	5	7.9%	3	8.1%	8	8.0%
More than 30	8	12.7%	3	8.1%	11	11.0%
Total	63	100.0%	37	100.0%	100	100.0%

How long are you going to be parked for (Overall):

15 minutes or less	2	2.9%	7	15.6%	9	7.9%
16-30 minutes	2	2.9%	1	2.2%	3	2.6%
31-59 minutes	4	5.8%	0	0.0%	4	3.5%
1-1 1/2 hour	4	5.8%	0	0.0%	4	3.5%
1 1/2 - 2 hours	10	14.5%	9	20.0%	19	16.7%
More than 2 hours	47	68.1%	28	62.2%	75	65.8%
Total	69	100.0%	45	100.0%	114	100.0%

How long are you going to be parked for (No Garage Access Resident):

15 minutes or less	0	0.0%	2	13.3%	2	4.1%
16-30 minutes	0	0.0%	0	0.0%	0	0.0%
31-59 minutes	0	0.0%	0	0.0%	0	0.0%
1-1 1/2 hour	1	2.9%	0	0.0%	1	2.0%
1 1/2 - 2 hours	2	5.9%	2	13.3%	4	8.2%
More than 2 hours	31	91.2%	11	73.3%	42	85.7%
Total	34	100.0%	15	100.0%	49	100.0%

How long are you going to be parked for (Employee):

15 minutes or less	1	25.0%	0	0.0%	1	16.7%
16-30 minutes	0	0.0%	0	0.0%	0	0.0%
31-59 minutes	0	0.0%	0	0.0%	0	0.0%
1-1 1/2 hour	0	0.0%	0	0.0%	0	0.0%
1 1/2 - 2 hours	1	25.0%	1	50.0%	2	33.3%
More than 2 hours	2	50.0%	1	50.0%	3	50.0%
Total	4	100.0%	2	100.0%	6	100.0%

How long are you going to be parked for (Visitor):

15 minutes or less	1	11.1%	0	0.0%	1	7.1%
16-30 minutes	1	11.1%	0	0.0%	1	7.1%
31-59 minutes	3	33.3%	0	0.0%	3	21.4%
1-1 1/2 hour	0	0.0%	0	0.0%	0	0.0%
1 1/2 - 2 hours	1	11.1%	2	40.0%	3	21.4%
More than 2 hours	3	33.3%	3	60.0%	6	42.9%
Total	9	100.0%	5	100.0%	14	100.0%

0

How long are you going to be parked for (Business Owner):

0

15 minutes or less	0	0.0%	0	0.0%	0	0.0%
16-30 minutes	0	0.0%	0	0.0%	0	0.0%
31-59 minutes	0	0.0%	0	0.0%	0	0.0%
1-1 1/2 hour	0	0.0%	0	0.0%	0	0.0%
1 1/2 - 2 hours	0	0.0%	0	0.0%	0	0.0%
More than 2 hours	0	0.0%	2	100.0%	2	100.0%
Total	0	0.0%	2	100.0%	2	100.0%

Are you parking Overnight:

Yes	38	88.4%	19	90.5%	57	89.1%
No	5	11.6%	2	9.5%	7	10.9%
Total	43	100.0%	21	100.0%	64	100.0%

Are you parking Overnight (No Garage Access & Resident):

Yes	28	96.6%	7	87.5%	35	94.6%
No	1	3.4%	1	12.5%	2	5.4%
Total	29	100.0%	8	100.0%	37	100.0%

How far do you usually park (Overall):

Same block	32	45.1%	21	47.7%	53	46.1%
1 block	13	18.3%	8	18.2%	21	18.3%
2 blocks	8	11.3%	9	20.5%	17	14.8%
3+ blocks	18	25.4%	6	13.6%	24	20.9%
Total	71	100.0%	44	100.0%	115	100.0%

How far do you usually park (No Garage Access & Resident):

Same block	12	34.3%	4	26.7%	16	32.0%
1 block	5	14.3%	3	20.0%	8	16.0%
2 blocks	5	14.3%	4	26.7%	9	18.0%
3+ blocks	13	37.1%	4	26.7%	17	34.0%
Total	35	100.0%	15	100.0%	50	100.0%

How far do you usually park (Employee):

Same block	0	0.0%	2	100.0%	2	33.3%
1 block	2	50.0%	0	0.0%	2	33.3%
2 blocks	2	50.0%	0	0.0%	2	33.3%
3+ blocks	0	0.0%	0	0.0%	0	0.0%
Total	4	100.0%	2	100.0%	6	100.0%

How far do you usually park (Visitor):

Same block	3	33.3%	3	60.0%	6	42.9%
1 block	3	33.3%	1	20.0%	4	28.6%
2 blocks	0	0.0%	1	20.0%	1	7.1%
3+ blocks	3	33.3%	0	0.0%	3	21.4%
Total	9	100.0%	5	100.0%	14	100.0%

How far do you usually park (Business Owner):

Same block	0	0.0%	0	0.0%	0	0.0%
1 block	0	0.0%	0	0.0%	0	0.0%
2 blocks	0	0.0%	1	100.0%	1	100.0%
3+ blocks	0	0.0%	0	0.0%	0	0.0%
Total	0	0.0%	1	100.0%	1	100.0%

How far do you usually park (On-street: Un-metered):

Same block	21	36.8%	7	29.2%	28	34.6%
1 block	12	21.1%	6	25.0%	18	22.2%
2 blocks	8	14.0%	7	29.2%	15	18.5%
3+ blocks	16	28.1%	4	16.7%	20	24.7%
Total	57	100.0%	24	100.0%	81	100.0%

How far do you usually park (On-street: Metered):

Same block	1	33.3%	2	100.0%	3	60.0%
1 block	1	33.3%	0	0.0%	1	20.0%
2 blocks	0	0.0%	0	0.0%	0	0.0%
3+ blocks	1	33.3%	0	0.0%	1	20.0%
Total	3	100.0%	2	100.0%	5	100.0%

How far do you usually park (30 or more min to find parking):

Same block	1	10.0%	0	0.0%	1	7.1%
1 block	1	10.0%	2	50.0%	3	21.4%
2 blocks	1	10.0%	1	25.0%	2	14.3%
3+ blocks	7	70.0%	1	25.0%	8	57.1%
Total	10	100.0%	4	100.0%	14	100.0%

Suggested improvements:

Increase Parking Supply	78	35.1%	61	35.9%	139	35.5%
Change Parking Restrictions	42	18.9%	26	15.3%	68	17.3%
Residential Permit Parking	39	17.6%	23	13.5%	62	15.8%
Provide / Improve Alternative Transportation	21	9.5%	16	9.4%	37	9.4%
Parking Validation	11	5.0%	14	8.2%	25	6.4%
Stricter Parking Enforcement	19	8.6%	17	10.0%	36	9.2%
Provide Employee Parking	6	2.7%	7	4.1%	13	3.3%
Improve Handicap Parking	6	2.7%	6	3.5%	12	3.1%
Other	20	9.0%	19	11.2%	39	9.9%
Total	222	100.0%	170	100.0%	392	100.0%

Suggested improvements (No Garage Access & Renter):

Increase Parking Supply	35	32.1%	27	32.5%	62	32.3%
Change Parking Restrictions	22	20.2%	11	13.3%	33	17.2%
Residential Permit Parking	18	16.5%	10	12.0%	28	14.6%
Provide / Improve Alternative Transportation	9	8.3%	7	8.4%	16	8.3%
Parking Validation	4	3.7%	5	6.0%	9	4.7%
Stricter Parking Enforcement	9	8.3%	10	12.0%	19	9.9%
Provide Employee Parking	6	5.5%	7	8.4%	13	6.8%
Improve Handicap Parking	6	5.5%	6	7.2%	12	6.3%
Other	5	4.6%	8	9.6%	13	6.8%
Total	109	100.0%	83	100.0%	192	100.0%

Suggested improvements (No Garage Access & Owner):

Increase Parking Supply	8	34.8%	2	33.3%	10	34.5%
Change Parking Restrictions	5	21.7%	1	16.7%	6	20.7%
Residential Permit Parking	4	17.4%	1	16.7%	5	17.2%
Provide / Improve Alternative Transportation	1	4.3%	0	0.0%	1	3.4%
Parking Validation	1	4.3%	0	0.0%	1	3.4%
Stricter Parking Enforcement	3	13.0%	1	16.7%	4	13.8%
Provide Employee Parking	0	0.0%	1	16.7%	1	3.4%
Improve Handicap Parking	1	4.3%	0	0.0%	1	3.4%
Other	1	4.3%	0	0.0%	1	3.4%
Total	23	100.0%	6	100.0%	29	100.0%

Age:

17 or younger	2	2.1%	1	1.4%	3	1.8%
18-24	11	11.6%	6	8.6%	17	10.3%
25-34	28	29.5%	24	34.3%	52	31.5%
35-44	21	22.1%	20	28.6%	41	24.8%
45-54	13	13.7%	9	12.9%	22	13.3%
55-64	19	20.0%	9	12.9%	28	17.0%
65-75	0	0.0%	0	0.0%	0	0.0%
75+	1	1.1%	1	1.4%	2	1.2%
Total	95	100.0%	70	100.0%	165	100.0%

Do you Identify as:

Female	38	38.0%	33	44.0%	71	40.6%
Male	60	60.0%	40	53.3%	100	57.1%
Other Response	2	2.0%	2	2.7%	4	2.3%
Total	100	100.0%	75	100.0%	175	100.0%

Languages Spoken:

English	95	70.4%	75	82.4%	170	75.2%
Spanish	32	23.7%	14	15.4%	46	20.4%
Tagalog	0	0.0%	0	0.0%	0	0.0%
Khmer	0	0.0%	0	0.0%	0	0.0%
Other	8	5.9%	2	2.2%	10	4.4%
Total	135	100.0%	91	100.0%	226	100.0%

Race and Ethnicity:

Asian / Pacific Islander	5	4.8%	8	9.9%	13	7.0%
Black or African American	23	22.1%	5	6.2%	28	15.1%
Hispanic or Latino	36	34.6%	16	19.8%	52	28.1%
Native American or American Indian	0	0.0%	2	2.5%	2	1.1%
White	33	31.7%	48	59.3%	81	43.8%
Other	7	6.7%	2	2.5%	9	4.9%
Total	104	100.0%	81	100.0%	185	100.0%

Intercept Survey Results (DTLB)

	AM		PM		TOTAL	
Survey Time						
AM (7-9 am)	42	46.7%	0	0.0%	42	20.9%
Morning (9-11 am)	48	53.3%	0	0.0%	48	23.9%
Afternoon (4-6 pm)	0	0.0%	40	36.0%	40	19.9%
PM (6-8 pm)	0	0.0%	71	64.0%	71	35.3%
Total	90	100.0%	111	100.0%	201	100.0%

You are:						
Residents of Long Beach	64	73.6%	83	74.8%	147	74.2%
Visitors	10	11.5%	19	17.1%	29	14.6%
Employees	8	9.2%	8	7.2%	16	8.1%
Business Owner	5	5.7%	1	0.9%	6	3.0%
Other	0	0.0%	0	0.0%	0	0.0%
Total	87	100.0%	111	100.0%	198	100.0%

# of:						
Rent	43	62.3%	68	77.3%	111	70.7%
Own	26	37.7%	20	22.7%	46	29.3%
Total	69	100.0%	88	100.0%	157	100.0%

Garage Access						
Yes	46	66.7%	53	62.4%	99	64.3%
No	23	33.3%	32	37.6%	55	35.7%
Total	69	100.0%	85	100.0%	154	100.0%

Garage is used for:						
Parking	43	93.5%	41	77.4%	84	84.8%
Storage	2	4.3%	12	22.6%	14	14.1%
Other	1	2.2%	0	0.0%	1	1.0%
Total	46	100.0%	53	100.0%	99	100.0%

# of times a week in this area of LB						
Once or less	6	30.0%	13	24.1%	19	25.7%
2 to 3	2	10.0%	10	18.5%	12	16.2%
4 to 5	11	55.0%	22	40.7%	33	44.6%
6 to 7	0	0.0%	7	13.0%	7	9.5%
Other	1	5.0%	2	3.7%	3	4.1%
Total	20	100.0%	54	100.0%	74	100.0%

What is the main purpose of your trip:

Home/ Live here	31	38.3%	20	18.3%	51	26.8%
Social / Recreation purposes	10	12.3%	12	11.0%	22	11.6%
Eating / Dining	10	12.3%	8	7.3%	18	9.5%
Work-related	18	22.2%	30	27.5%	48	25.3%
Personal errands	4	4.9%	24	22.0%	28	14.7%
Shopping	3	3.7%	5	4.6%	8	4.2%
Other	5	6.2%	10	9.2%	15	7.9%
Total	81	100.0%	109	100.0%	190	100.0%

Have you ever left because no parking

Yes	28	35.0%	48	45.7%	76	41.1%
No	52	65.0%	57	54.3%	109	58.9%
Total	80	100.0%	105	100.0%	185	100.0%

Have you ever left because no parking (No Garage Access & Resident):

Yes	9	47.4%	20	74.1%	29	63.0%
No	10	52.6%	7	25.9%	17	37.0%
Total	19	100.0%	27	100.0%	46	100.0%

How many Blocks are you willing to walk:

Same block	6	7.0%	4	3.8%	10	5.2%
1 block	8	9.3%	10	9.4%	18	9.4%
2 blocks	30	34.9%	33	31.1%	63	32.8%
3+ blocks	42	48.8%	59	55.7%	101	52.6%
Total	86	100.0%	106	100.0%	192	100.0%

How many Blocks are you willing to walk (No Garage Access & Resident):

Same block	1	4.8%	0	0.0%	1	2.1%
1 block	3	14.3%	3	11.1%	6	12.5%
2 blocks	6	28.6%	4	14.8%	10	20.8%
3+ blocks	11	52.4%	20	74.1%	31	64.6%
Total	21	100.0%	27	100.0%	48	100.0%

How many Blocks are you willing to walk (Employee):

Same block	0	0.0%	0	0.0%	0	0.0%
1 block	0	0.0%	2	28.6%	2	13.3%
2 blocks	3	37.5%	2	28.6%	5	33.3%
3+ blocks	5	62.5%	3	42.9%	8	53.3%
Total	8	100.0%	7	100.0%	15	100.0%

How many Blocks are you willing to walk (Visitor):

Same block	1	10.0%	1	5.3%	2	6.9%
1 block	0	0.0%	0	0.0%	0	0.0%
2 blocks	4	40.0%	7	36.8%	11	37.9%
3+ blocks	5	50.0%	11	57.9%	16	55.2%
Total	10	100.0%	19	100.0%	29	100.0%

How many Blocks are you willing to walk (Business Owner):

Same block	0	0.0%	0	0.0%	0	0.0%
1 block	0	0.0%	1	100.0%	1	16.7%
2 blocks	3	60.0%	0	0.0%	3	50.0%
3+ blocks	2	40.0%	0	0.0%	2	33.3%
Total	5	100.0%	1	100.0%	6	100.0%

How do you usually get to this area of Long Beach:

Car / Truck / Van (drove alone)	48	46.6%	60	46.5%	108	46.6%
Car / Truck / Van (carpool)	10	9.7%	12	9.3%	22	9.5%
Walk	30	29.1%	34	26.4%	64	27.6%
Bike	5	4.9%	4	3.1%	9	3.9%
Rideshare (e.g. Uber, Lyft)	0	0.0%	2	1.6%	2	0.9%
Bus	6	5.8%	11	8.5%	17	7.3%
Train/ Rail	2	1.9%	5	3.9%	7	3.0%
Other	2	1.9%	1	0.8%	3	1.3%
Total	103	100.0%	129	100.0%	232	100.0%

How do you usually get to this area of Long Beach (No Garage Access & Resident):

Car / Truck / Van (drove alone)	12	41.4%	11	31.4%	23	35.9%
Car / Truck / Van (carpool)	1	3.4%	2	5.7%	3	4.7%
Walk	10	34.5%	13	37.1%	23	35.9%
Bike	3	10.3%	3	8.6%	6	9.4%
Rideshare (e.g. Uber, Lyft)	0	0.0%	1	2.9%	1	1.6%
Bus	3	10.3%	4	11.4%	7	10.9%
Train/ Rail	0	0.0%	0	0.0%	0	0.0%
Other	0	0.0%	1	2.9%	1	1.6%
Total	29	100.0%	35	100.0%	64	100.0%

How do you usually get to this area of Long Beach (Employee):

Car / Truck / Van (drove alone)	6	75.0%	6	75.0%	12	75.0%
Car / Truck / Van (carpool)	0	0.0%	1	12.5%	1	6.3%
Walk	2	25.0%	0	0.0%	2	12.5%
Bike	0	0.0%	0	0.0%	0	0.0%
Rideshare (e.g. Uber, Lyft)	0	0.0%	0	0.0%	0	0.0%
Bus	0	0.0%	0	0.0%	0	0.0%
Train/ Rail	0	0.0%	1	12.5%	1	6.3%
Other	0	0.0%	0	0.0%	0	0.0%
Total	8	100.0%	8	100.0%	16	100.0%

How do you usually get to this area of Long Beach (Visitor):

Car / Truck / Van (drove alone)	4	36.4%	8	36.4%	12	36.4%
Car / Truck / Van (carpool)	4	36.4%	3	13.6%	7	21.2%
Walk	1	9.1%	3	13.6%	4	12.1%
Bike	0	0.0%	0	0.0%	0	0.0%
Rideshare (e.g. Uber, Lyft)	0	0.0%	1	4.5%	1	3.0%
Bus	0	0.0%	4	18.2%	4	12.1%
Train/ Rail	2	18.2%	3	13.6%	5	15.2%
Other	0	0.0%	0	0.0%	0	0.0%
Total	11	100.0%	22	100.0%	33	100.0%

How do you usually get to this area of Long Beach (Business Owner):

Car / Truck / Van (drove alone)	2	28.6%	1	33.3%	3	30.0%
Car / Truck / Van (carpool)	0	0.0%	0	0.0%	0	0.0%
Walk	2	28.6%	0	0.0%	2	20.0%
Bike	1	14.3%	0	0.0%	1	10.0%
Rideshare (e.g. Uber, Lyft)	0	0.0%	0	0.0%	0	0.0%
Bus	1	14.3%	1	33.3%	2	20.0%
Train/ Rail	0	0.0%	1	33.3%	1	10.0%
Other	1	14.3%	0	0.0%	1	10.0%
Total	7	100.0%	3	100.0%	10	100.0%

How did you get to this area of Long Beach:

Car / Truck / Van (drove alone)	46	51.1%	54	45.8%	100	48.1%
Car / Truck / Van (carpool)	2	2.2%	10	8.5%	12	5.8%
Walk	34	37.8%	38	32.2%	72	34.6%
Bike	1	1.1%	2	1.7%	3	1.4%
Rideshare (e.g. Uber, Lyft)	1	1.1%	3	2.5%	4	1.9%
Bus	3	3.3%	7	5.9%	10	4.8%
Train/ Rail	3	3.3%	3	2.5%	6	2.9%
Other	0	0.0%	1	0.8%	1	0.5%
Total	90	100.0%	118	100.0%	208	100.0%

How did you get to this area of Long Beach (No Garage Access & Resident):

Car / Truck / Van (drove alone)	10	50.0%	17	53.1%	27	51.9%
Car / Truck / Van (carpool)	0	0.0%	1	3.1%	1	1.9%
Walk	8	40.0%	8	25.0%	16	30.8%
Bike	0	0.0%	1	3.1%	1	1.9%
Rideshare (e.g. Uber, Lyft)	0	0.0%	1	3.1%	1	1.9%
Bus	1	5.0%	4	12.5%	5	9.6%
Train/ Rail	1	5.0%	0	0.0%	1	1.9%
Other	0	0.0%	0	0.0%	0	0.0%
Total	20	100.0%	32	100.0%	52	100.0%

How did you get to this area of Long Beach (Employee):

Car / Truck / Van (drove alone)	5	62.5%	4	44.4%	9	52.9%
Car / Truck / Van (carpool)	0	0.0%	1	11.1%	1	5.9%
Walk	2	25.0%	4	44.4%	6	35.3%
Bike	0	0.0%	0	0.0%	0	0.0%
Rideshare (e.g. Uber, Lyft)	0	0.0%	0	0.0%	0	0.0%
Bus	1	12.5%	0	0.0%	1	5.9%
Train/ Rail	0	0.0%	0	0.0%	0	0.0%
Other	0	0.0%	0	0.0%	0	0.0%
Total	8	100.0%	9	100.0%	17	100.0%

How did you get to this area of Long Beach (Visitor):

Car / Truck / Van (drove alone)	6	60.0%	8	42.1%	14	48.3%
Car / Truck / Van (carpool)	0	0.0%	1	5.3%	1	3.4%
Walk	4	40.0%	8	42.1%	12	41.4%
Bike	0	0.0%	0	0.0%	0	0.0%
Rideshare (e.g. Uber, Lyft)	0	0.0%	1	5.3%	1	3.4%
Bus	0	0.0%	0	0.0%	0	0.0%
Train/ Rail	0	0.0%	1	5.3%	1	3.4%
Other	0	0.0%	0	0.0%	0	0.0%
Total	10	100.0%	19	100.0%	29	100.0%

How did you get to this area of Long Beach (Business Owner):

Car / Truck / Van (drove alone)	4	66.7%	0	0.0%	4	57.1%
Car / Truck / Van (carpool)	0	0.0%	0	0.0%	0	0.0%
Walk	2	33.3%	1	100.0%	3	42.9%
Bike	0	0.0%	0	0.0%	0	0.0%
Rideshare (e.g. Uber, Lyft)	0	0.0%	0	0.0%	0	0.0%
Bus	0	0.0%	0	0.0%	0	0.0%
Train/ Rail	0	0.0%	0	0.0%	0	0.0%
Other	0	0.0%	0	0.0%	0	0.0%
Total	6	100.0%	1	100.0%	7	100.0%

Where did you park:

On-street: Un-metered	8	19.5%	16	30.2%	24	25.5%
On-street: Metered	5	12.2%	11	20.8%	16	17.0%
Garage / Parking Structure	22	53.7%	15	28.3%	37	39.4%
Surface Parking Lot	5	12.2%	11	20.8%	16	17.0%
Other	1	2.4%	0	0.0%	1	1.1%
Total	41	100.0%	53	100.0%	94	100.0%

Did you pay for parking:

Yes	11	27.5%	21	42.0%	32	35.6%
No	29	72.5%	29	58.0%	58	64.4%
Total	40	100.0%	50	100.0%	90	100.0%

How long did it take you to find parking (Overall):

5 or less	30	73.2%	29	55.8%	59	63.4%
6-10	6	14.6%	15	28.8%	21	22.6%
11-15	2	4.9%	4	7.7%	6	6.5%
16-20	3	7.3%	0	0.0%	3	3.2%
21-25	0	0.0%	2	3.8%	2	2.2%
26-30	0	0.0%	1	1.9%	1	1.1%
More than 30	0	0.0%	1	1.9%	1	1.1%
Total	41	100.0%	52	100.0%	93	100.0%

How long did it take you to find parking (Garage):

5 or less	19	271.4%	16	160.0%	35	74.5%
6-10	2	28.6%	7	70.0%	9	19.1%
11-15	0	0.0%	2	20.0%	2	4.3%
16-20	0	0.0%	0	0.0%	0	0.0%
21-25	0	0.0%	1	10.0%	1	2.1%
26-30	0	0.0%	0	0.0%	0	0.0%
More than 30	0	0.0%	0	0.0%	0	0.0%
Total	21	300.0%	26	260.0%	47	100.0%

How long did it take you to find parking (Garage & Renter):

5 or less	10	83.3%	9	50.0%	19	63.3%
6-10	2	16.7%	6	33.3%	8	26.7%
11-15	0	0.0%	2	11.1%	2	6.7%
16-20	0	0.0%	0	0.0%	0	0.0%
21-25	0	0.0%	1	5.6%	1	3.3%
26-30	0	0.0%	0	0.0%	0	0.0%
More than 30	0	0.0%	0	0.0%	0	0.0%
Total	12	100.0%	18	100.0%	30	100.0%

How long did it take you to find parking (Garage & Owner):

5 or less	9	100.0%	7	87.5%	16	94.1%
6-10	0	0.0%	1	12.5%	1	5.9%
11-15	0	0.0%	0	0.0%	0	0.0%
16-20	0	0.0%	0	0.0%	0	0.0%
21-25	0	0.0%	0	0.0%	0	0.0%
26-30	0	0.0%	0	0.0%	0	0.0%
More than 30	0	0.0%	0	0.0%	0	0.0%
Total	9	100.0%	8	100.0%	17	100.0%

How long did it take you to find parking (Garage & Storage):

5 or less	0	0	7	77.8%	7	77.8%
6-10	0	0	1	11.1%	1	11.1%
11-15	0	0	1	11.1%	1	11.1%
16-20	0	0	0	0.0%	0	0.0%
21-25	0	0	0	0.0%	0	0.0%
26-30	0	0	0	0.0%	0	0.0%
More than 30	0	0	0	0.0%	0	0.0%
Total	0	0	9	100.0%	9	100.0%

How long did it take you to find parking (No Garage):

5 or less	4	57.1%	5	50.0%	9	52.9%
6-10	1	14.3%	5	50.0%	6	35.3%
11-15	0	0.0%	0	0.0%	0	0.0%
16-20	2	28.6%	0	0.0%	2	11.8%
21-25	0	0.0%	0	0.0%	0	0.0%
26-30	0	0.0%	0	0.0%	0	0.0%
More than 30	0	0.0%	0	0.0%	0	0.0%
Total	7	100.0%	10	100.0%	17	100.0%

How long did it take you to find parking (No Garage & Rent):

5 or less	2	40.0%	5	55.6%	7	50.0%
6-10	1	20.0%	4	44.4%	5	35.7%
11-15	0	0.0%	0	0.0%	0	0.0%
16-20	2	40.0%	0	0.0%	2	14.3%
21-25	0	0.0%	0	0.0%	0	0.0%
26-30	0	0.0%	0	0.0%	0	0.0%
More than 30	0	0.0%	0	0.0%	0	0.0%
Total	5	100.0%	9	100.0%	14	100.0%

How long did it take you to find parking (No Garage & Own):

5 or less	2	100.0%	0	0.0%	2	66.7%
6-10	0	0.0%	1	100.0%	1	33.3%
11-15	0	0.0%	0	0.0%	0	0.0%
16-20	0	0.0%	0	0.0%	0	0.0%
21-25	0	0.0%	0	0.0%	0	0.0%
26-30	0	0.0%	0	0.0%	0	0.0%
More than 30	0	0.0%	0	0.0%	0	0.0%
Total	2	100.0%	1	100.0%	3	100.0%

How long did it take you to find parking (Unmetered Curbside):

5 or less	4	50.0%	2	13.3%	6	26.1%
6-10	1	12.5%	10	66.7%	11	47.8%
11-15	0	0.0%	3	20.0%	3	13.0%
16-20	3	37.5%	0	0.0%	3	13.0%
21-25	0	0.0%	0	0.0%	0	0.0%
26-30	0	0.0%	0	0.0%	0	0.0%
More than 30	0	0.0%	0	0.0%	0	0.0%
Total	8	100.0%	15	100.0%	23	100.0%

How long did it take you to find parking (More than 2 Hours):

5 or less	23	82.1%	17	56.7%	40	69.0%
6-10	2	7.1%	10	33.3%	12	20.7%
11-15	1	3.6%	2	6.7%	3	5.2%
16-20	2	7.1%	0	0.0%	2	3.4%
21-25	0	0.0%	0	0.0%	0	0.0%
26-30	0	0.0%	1	3.3%	1	1.7%
More than 30	0	0.0%	0	0.0%	0	0.0%
Total	28	100.0%	30	100.0%	58	100.0%

How long did it take you to find parking (Pay):

5 or less	6	54.5%	11	55.0%	17	54.8%
6-10	3	27.3%	5	25.0%	8	25.8%
11-15	2	18.2%	1	5.0%	3	9.7%
16-20	0	0.0%	0	0.0%	0	0.0%
21-25	0	0.0%	1	5.0%	1	3.2%
26-30	0	0.0%	1	5.0%	1	3.2%
More than 30	0	0.0%	1	5.0%	1	3.2%
Total	11	100.0%	20	100.0%	31	100.0%

How long did it take you to find parking (Do not pay):

5 or less	22	78.6%	15	53.6%	37	66.1%
6-10	3	10.7%	9	32.1%	12	21.4%
11-15	0	0.0%	3	10.7%	3	5.4%
16-20	3	10.7%	0	0.0%	3	5.4%
21-25	0	0.0%	1	3.6%	1	1.8%
26-30	0	0.0%	0	0.0%	0	0.0%
More than 30	0	0.0%	0	0.0%	0	0.0%
Total	28	100.0%	28	100.0%	56	100.0%

How long are you going to be parked for (Overall):

15 minutes or less	1	2.4%	2	3.7%	3	3.1%
16-30 minutes	0	0.0%	5	9.3%	5	5.2%
31-59 minutes	2	4.8%	5	9.3%	7	7.3%
1-1 1/2 hour	3	7.1%	4	7.4%	7	7.3%
1 1/2 - 2 hours	7	16.7%	6	11.1%	13	13.5%
More than 2 hours	29	69.0%	32	59.3%	61	63.5%
Total	42	100.0%	54	100.0%	96	100.0%

How long are you going to be parked for (No Garage Access Resident):

15 minutes or less	1	14.3%	0	0.0%	1	5.9%
16-30 minutes	0	0.0%	0	0.0%	0	0.0%
31-59 minutes	0	0.0%	2	20.0%	2	11.8%
1-1 1/2 hour	0	0.0%	0	0.0%	0	0.0%
1 1/2 - 2 hours	0	0.0%	3	30.0%	3	17.6%
More than 2 hours	6	85.7%	5	50.0%	11	64.7%
Total	7	100.0%	10	100.0%	17	100.0%

How long are you going to be parked for (Employee):

15 minutes or less	0	0.0%	0	0.0%	0	0.0%
16-30 minutes	0	0.0%	1	14.3%	1	7.7%
31-59 minutes	0	0.0%	0	0.0%	0	0.0%
1-1 1/2 hour	0	0.0%	0	0.0%	0	0.0%
1 1/2 - 2 hours	0	0.0%	0	0.0%	0	0.0%
More than 2 hours	6	100.0%	6	85.7%	12	92.3%
Total	6	100.0%	7	100.0%	13	100.0%

How long are you going to be parked for (Visitor):

15 minutes or less	0	0.0%	0	0.0%	0	0.0%
16-30 minutes	0	0.0%	0	0.0%	0	0.0%
31-59 minutes	1	14.3%	2	20.0%	3	17.6%
1-1 1/2 hour	1	14.3%	1	10.0%	2	11.8%
1 1/2 - 2 hours	2	28.6%	1	10.0%	3	17.6%
More than 2 hours	3	42.9%	6	60.0%	9	52.9%
Total	7	100.0%	10	100.0%	17	100.0%

How long are you going to be parked for (Business Owner):

15 minutes or less	0	0.0%	0	#DIV/0!	0	0.0%
16-30 minutes	0	0.0%	0	#DIV/0!	0	0.0%
31-59 minutes	0	0.0%	0	#DIV/0!	0	0.0%
1-1 1/2 hour	0	0.0%	0	#DIV/0!	0	0.0%
1 1/2 - 2 hours	0	0.0%	0	#DIV/0!	0	0.0%
More than 2 hours	2	100.0%	0	#DIV/0!	2	100.0%
Total	2	100.0%	0	#DIV/0!	2	100.0%

Are you parking Overnight:

Yes	18	66.7%	6	24.0%	24	46.2%
No	9	33.3%	19	76.0%	28	53.8%
Total	27	100.0%	25	100.0%	52	100.0%

Are you parking Overnight (No Garage Access & Resident):

Yes	5	83.3%	2	50.0%	7	70.0%
No	1	16.7%	2	50.0%	3	30.0%
Total	6	100.0%	4	100.0%	10	100.0%

How far do you usually park (Overall):

Same block	21	52.5%	17	32.1%	38	40.9%
1 block	3	7.5%	15	28.3%	18	19.4%
2 blocks	12	30.0%	12	22.6%	24	25.8%
3+ blocks	4	10.0%	9	17.0%	13	14.0%
Total	40	100.0%	53	100.0%	93	100.0%

How far do you usually park (No Garage Access & Resident):

Same block	3	42.9%	2	20.0%	5	29.4%
1 block	1	14.3%	2	20.0%	3	17.6%
2 blocks	2	28.6%	3	30.0%	5	29.4%
3+ blocks	1	14.3%	3	30.0%	4	23.5%
Total	7	100.0%	10	100.0%	17	100.0%

How far do you usually park (Employee):

Same block	4	66.7%	4	57.1%	8	61.5%
1 block	0	0.0%	2	28.6%	2	15.4%
2 blocks	1	16.7%	1	14.3%	2	15.4%
3+ blocks	1	16.7%	0	0.0%	1	7.7%
Total	6	100.0%	7	100.0%	13	100.0%

How far do you usually park (Visitor):

Same block	1	14.3%	4	40.0%	5	29.4%
1 block	1	14.3%	1	10.0%	2	11.8%
2 blocks	5	71.4%	4	40.0%	9	52.9%
3+ blocks	0	0.0%	1	10.0%	1	5.9%
Total	7	100.0%	10	100.0%	17	100.0%

How far do you usually park (Business Owner):

Same block	1	50.0%	0	0%	1	50.0%
1 block	0	0.0%	0	0%	0	0.0%
2 blocks	0	0.0%	0	0%	0	0.0%
3+ blocks	1	50.0%	0	0%	1	50.0%
Total	2	100.0%	0	0%	2	100.0%

How far do you usually park (On-street: Un-metered):

Same block	5	62.5%	2	12.5%	7	29.2%
1 block	1	12.5%	5	31.3%	6	25.0%
2 blocks	1	12.5%	4	25.0%	5	20.8%
3+ blocks	1	12.5%	5	31.3%	6	25.0%
Total	8	100.0%	16	100.0%	24	100.0%

How far do you usually park (On-street: Metered):

Same block	1	20.0%	4	40.0%	5	33.3%
1 block	0	0.0%	3	30.0%	3	20.0%
2 blocks	3	60.0%	2	20.0%	5	33.3%
3+ blocks	1	20.0%	1	10.0%	2	13.3%
Total	5	100.0%	10	100.0%	15	100.0%

How far do you usually park (30 or more min to find parking):

Same block	0	0%	1	100.0%	1	100.0%
1 block	0	0%	0	0.0%	0	0.0%
2 blocks	0	0%	0	0.0%	0	0.0%
3+ blocks	0	0%	0	0.0%	0	0.0%
Total	0	0%	1	100.0%	1	100.0%

Suggested improvements:

Increase Parking Supply	46	27.5%	78	28.2%	124	27.9%
Change Parking Restrictions	26	15.6%	40	14.4%	66	14.9%
Residential Permit Parking	30	18.0%	42	15.2%	72	16.2%
Provide / Improve Alternative Transportat	17	10.2%	14	5.1%	31	7.0%
Parking Validation	9	5.4%	25	9.0%	34	7.7%
Stricter Parking Enforcement	7	4.2%	15	5.4%	22	5.0%
Provide Employee Parking	16	9.6%	39	14.1%	55	12.4%
Improve Handicap Parking	8	4.8%	5	1.8%	13	2.9%
Other	8	4.8%	19	6.9%	27	6.1%
Total	167	100.0%	277	100.0%	444	100.0%

Suggested improvements (No Garage Access & Renter):

Increase Parking Supply	13	21.0%	26	23.2%	39	22.4%
Change Parking Restrictions	8	12.9%	13	11.6%	21	12.1%
Residential Permit Parking	11	17.7%	11	9.8%	22	12.6%
Provide / Improve Alternative Transportat	4	6.5%	5	4.5%	9	5.2%
Parking Validation	0	0.0%	7	6.3%	7	4.0%
Stricter Parking Enforcement	2	3.2%	3	2.7%	5	2.9%
Provide Employee Parking	16	25.8%	39	34.8%	55	31.6%
Improve Handicap Parking	8	12.9%	5	4.5%	13	7.5%
Other	0	0.0%	3	2.7%	3	1.7%
Total	62	100.0%	112	100.0%	174	100.0%

Suggested improvements (No Garage Access & Owner):

Increase Parking Supply	1	6.3%	1	50.0%	2	11.1%
Change Parking Restrictions	3	18.8%	0	0.0%	3	16.7%
Residential Permit Parking	3	18.8%	0	0.0%	3	16.7%
Provide / Improve Alternative Transportat	3	18.8%	0	0.0%	3	16.7%
Parking Validation	2	12.5%	1	50.0%	3	16.7%
Stricter Parking Enforcement	0	0.0%	0	0.0%	0	0.0%
Provide Employee Parking	2	12.5%	0	0.0%	2	11.1%
Improve Handicap Parking	2	12.5%	0	0.0%	2	11.1%
Other	0	0.0%	0	0.0%	0	0.0%
Total	16	100.0%	2	100.0%	18	100.0%

Age:

17 or younger	0	0.0%	0	0.0%	0	0.0%
18-24	5	9.3%	11	11.7%	16	10.8%
25-34	18	33.3%	34	36.2%	52	35.1%
35-44	10	18.5%	24	25.5%	34	23.0%
45-54	13	24.1%	16	17.0%	29	19.6%
55-64	8	14.8%	8	8.5%	16	10.8%
65-75	0	0.0%	0	0.0%	0	0.0%
75+	0	0.0%	1	1.1%	1	0.7%
Total	54	100.0%	94	100.0%	148	100.0%

Do you Identify as:

Female	29	49.2%	46	46.9%	75	47.8%
Male	29	49.2%	52	53.1%	81	51.6%
Other Response	1	1.7%	0	0.0%	1	0.6%
Total	59	100.0%	98	100.0%	157	100.0%

Languages Spoken:

English	57	68.7%	96	69.1%	153	68.9%
Spanish	22	26.5%	33	23.7%	55	24.8%
Tagalog	2	2.4%	2	1.4%	4	1.8%
Khmer	0	0.0%	2	1.4%	2	0.9%
Other	2	2.4%	6	4.3%	8	3.6%
Total	83	100.0%	139	100.0%	222	100.0%

Race and Ethnicity:

Asian / Pacific Islander	4	6.5%	11	11.2%	15	9.4%
Black or African American	10	16.1%	11	11.2%	21	13.1%
Hispanic or Latino	22	35.5%	31	31.6%	53	33.1%
Native American or American Indian	1	1.6%	0	0.0%	1	0.6%
White	24	38.7%	41	41.8%	65	40.6%
Other	1	1.6%	4	4.1%	5	3.1%
Total	62	100.0%	98	100.0%	160	100.0%

Attachment C – Downtown and Alamos Beach Parking Study Recommendations Summary

Finding	Recommendations	Short/Mid /Long Term	Study Area Application	Funding Source	Leading Agency /Organization
High demand for on-street parking	Add supply of on-street parking where cost-effective	Short	Both	PSIF* / City General Fund	City
	Encourage and provide information on adding robotic parking structure facilities to existing and new developments	Long	Both	PSIF / Private Investment	Private Developer/Property Owner
Under-utilized off-street parking	Improve/increase wayfinding signage program	Short	Downtown	City General Fund	City
	Promote parking finding application	Short	Both	City General Fund	City
	Promote knowledge of non-enforcement periods	Short	Both	City General Fund	City
	Use smart parking technology	Mid	Downtown	City General Fund	City
	Implement dynamic pricing for metered-parking	Mid	Downtown	City General Fund	City
	Incorporate time-based rates for desirable parking	Mid	Downtown	City General Fund	City
	Adjust pricing of on-street parking versus off-street parking	Mid	Downtown	City General Fund	City
	Host garage clean-up days	Short	Alamos Beach	City General Fund	City / Neighborhood Associations
Parking supply constraints in Alamos Beach	Enhance parking enforcement	Short	Alamos Beach	City General Fund / Permit Fees	City
	Establish preferential/overnight parking district	Mid/Long	Alamos Beach	PSIF / Permit fee	City / Neighborhood Associations
	Benefit or special assessment district	Long	Alamos Beach	Assessment Tax	City / Businesses / Property Owners
	Propose overnight and alternative parking locations	Mid/Long	Alamos Beach	PSIF / Permit fee	City / Neighborhood Associations
	Provide shuttle service for remote parking locations	Mid/Long	Alamos Beach	PSIF / Permit fee	City
	Improve transit service for remote parking locations	Long	Alamos Beach	Permit fee	City
	Enhance bike and scooter sharing programs for remote parking locations	Mid/Long	Alamos Beach	Permit fee	City
*PSIF = Parking Solution Implementation Fund					