

City of Long Beach

# Infrastructure Investment Plan

May 3, 2016

# Overview

- Presenting a \$150 million Infrastructure Investment Plan
- Received questions on what the City would invest in were additional revenue available
- Staff have assembled a list of \$150 million in projects that could be accomplished in the short term to improve our infrastructure

# Data-Based Approach

- Used data wherever possible to create the investment plan
  - Pavement Management Plan
  - Upcoming Sidewalk Management Plan
  - Assessment of Fire Stations
  - Assessment of Stormwater Infrastructure
  - Assessment of Libraries
  - Assessment Parks & Community Centers

# Developing the Estimates

- Dollars estimated in 2016 dollars – projects in the future will be more expensive
- Actual projects need to go through a design and bid process, may be more or less expensive than estimated
- Includes funding projected to materialize for local streets and roads to supplement new funding sources
- Citywide approach to funding our infrastructure

# Major Focus Areas

Project Category	Amount
Streets	\$90,450,000
Sidewalks	\$15,000,000
Alleys	\$ 5,000,000
Stormwater Protection	\$5,000,000
Public Safety Infrastructure	\$5,950,000
Libraries	\$3,695,000
Water Conservation	\$1,065,000
Community Facilities	\$3,270,000
Parks	\$18,574,000
Parking	\$1,200,000
Tree Trimming	\$845,000
<b>TOTAL</b>	<b>\$ 150,049,000</b>

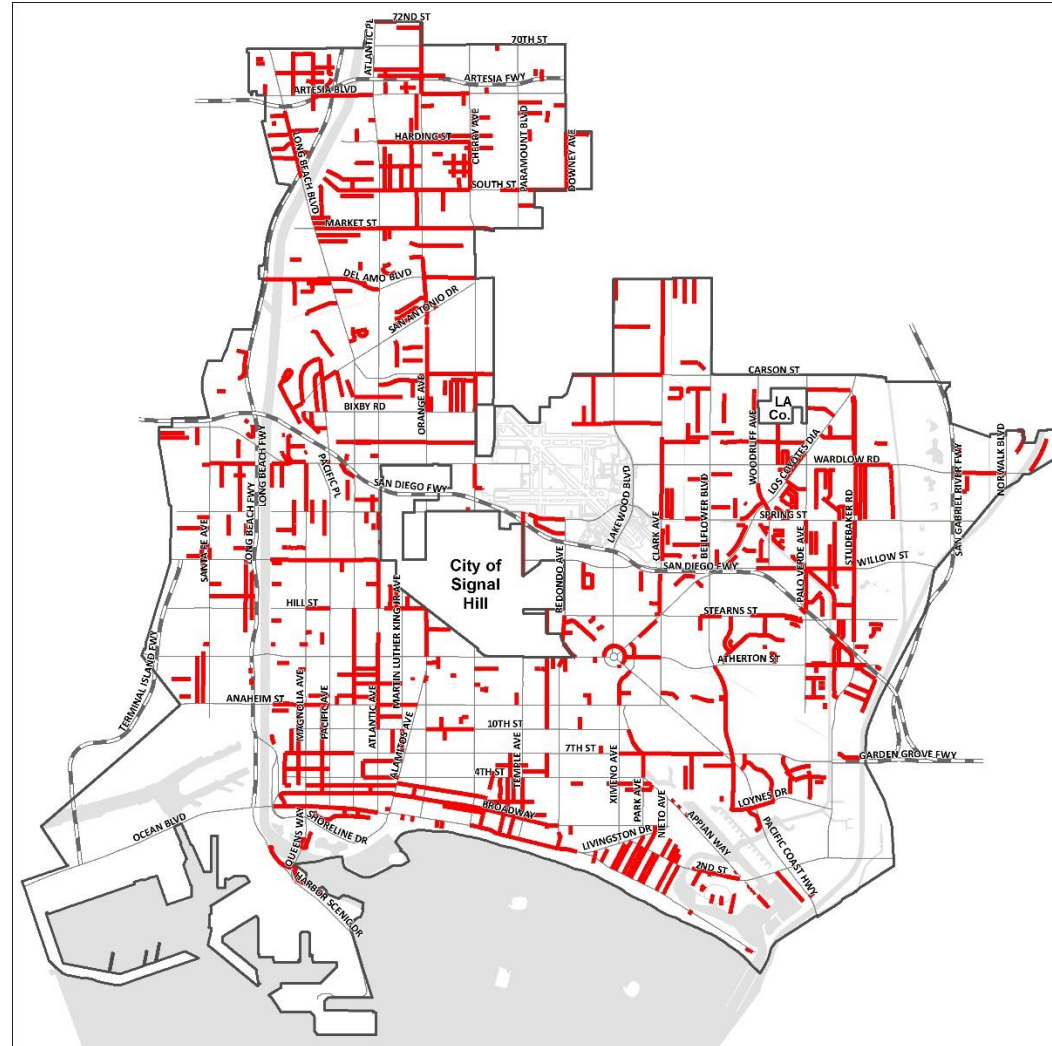
# Map of Investment

## CITY OF LONG BEACH FIRST \$150 MILLION DOLLARS INFRASTRUCTURE INVESTMENT PLAN



# Streets: \$90.5 million

- \$90.5 million in projects
- Largest street work in a generation
- Every eligible residential street would be slurried
- Reconstruction of streets based on highest need
- Street selection based on Pavement Management Plan
- Bridge Improvements
- Street Signage



# Sidewalks: \$15 million

- \$15 million in projects
- Double the City's current five year investment plan
- Specific locations to be guided by the Sidewalk Management Plan
- Investment will be based on need





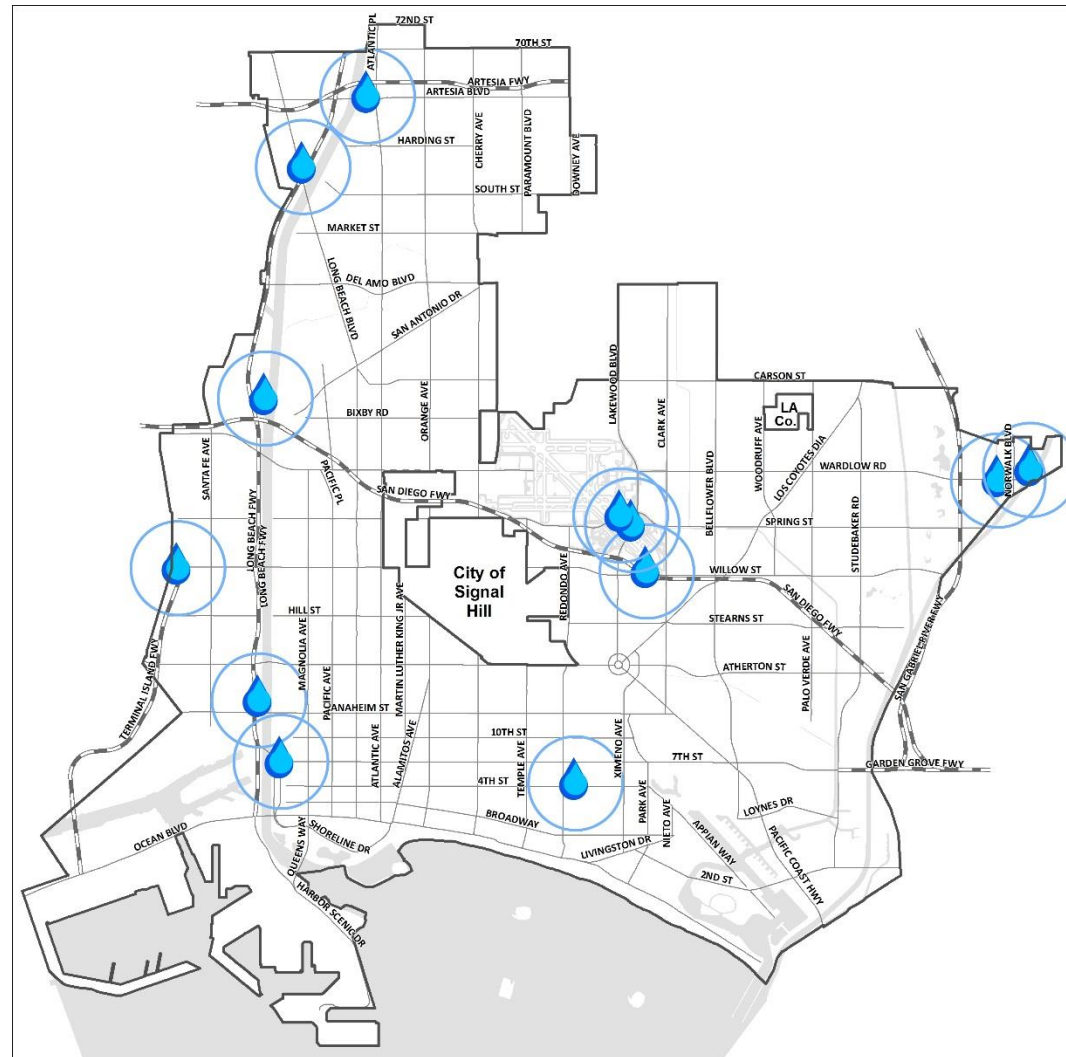
# Alleys: \$5 million

- \$5 million in projects
- Creation of the City's first alley improvement program with dedicated funds in recent history
- Priority area will be on the worst alleys
- Specific projects to be determined based on an alley assessment



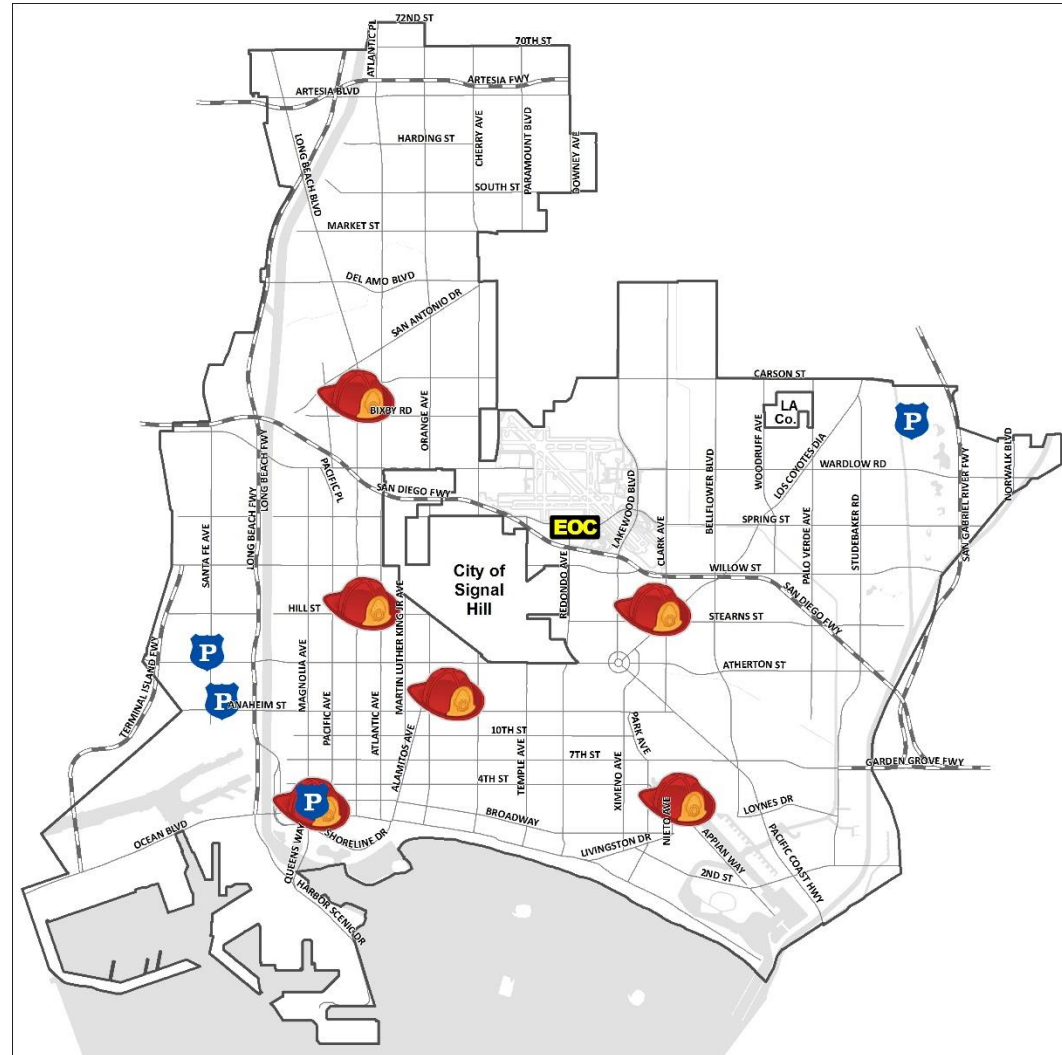
# Stormwater Protection: \$5 million

- \$5 million to invest in our pump stations to provide neighborhood protection
- Priority locations shown on the map – individual work estimates needed for each location
- Modernize pump stations and perform critical repair and maintenance
- Improves water quality in our beaches and rivers through trash screens at the stations



# Public Safety Infrastructure: \$6 million

- \$6 million investment in 6 Fire stations and the Fire Training Center for critical repairs & upgrades
- Smart Street Light Technology
- Improvements to the Police Crime Lab, EOC, the Public Safety Building and West Police Station



# Public Safety Infrastructure: \$6 million

- Fire Stations- \$2.2 million:

FS 1	\$495,000
FS 7	\$120,000
FS 9	\$125,000
FS 10	\$125,000
FS 14	\$295,000
FS 17	\$35,000
Training Center	\$525,000
Fire Station Roofs	\$500,000

- Police Academy Building Improvements- \$900,000

- Smart Street Light Technology- \$500,000



# Public Safety Infrastructure: \$6 million

- West Police Station building improvements- \$500,000
- Investment in the Police crime lab- \$200,000
- Public Safety Building Improvements- \$800,000
- Emergency Operations Center improvements- \$830,000



# Libraries: \$3.7 million

- \$3.7 million investment in 9 branch libraries

## Improvements Include:

- Critical repairs
- HVAC systems
- Circulation desk replacement
- Parking lots
- Hearing impaired systems
- Roof improvements



# Libraries: \$3.7 million

- Branch Libraries:

Brewitt \$62,000

Los Altos \$47,000

Harte \$62,000

Dana \$103,000

Alamitos \$1,261,000

Bach \$67,000

Burnett \$172,000

El Dorado \$1,374,000

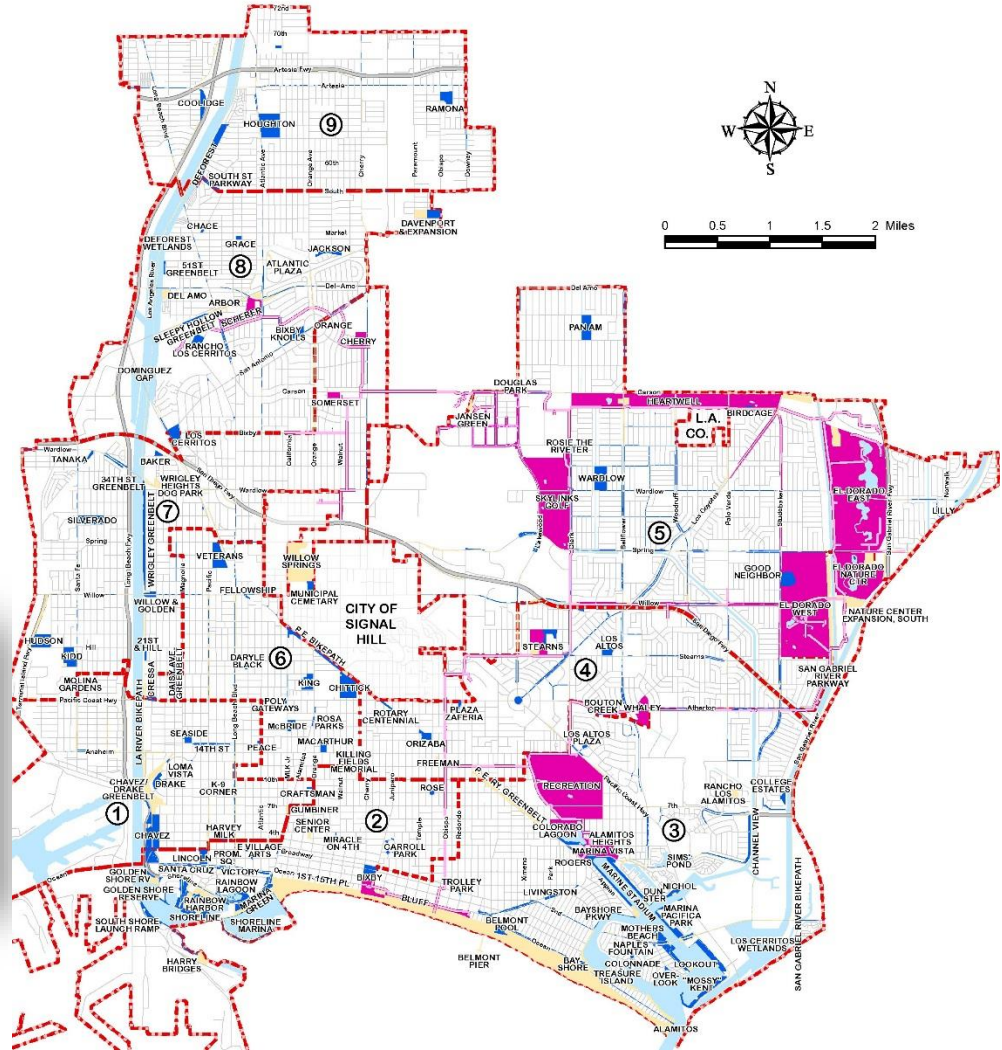
Mark Twain \$47,000

Library roof improvements \$500,000



# Water Conservation: \$1.1 million

- \$1,065,000 investment citywide in our irrigation infrastructure
- Necessary to improve water conservation in our parks and medians
- Modernize from a manual system to a fully-automated system of irrigation controllers



Map of current irrigation infrastructure



# Community Facilities: \$3.3 million

- \$3.3 million investment in community facilities:

Health Department	\$1,250,000
Convention Center	\$1,000,000
Expo Building	\$200,000
4 <sup>th</sup> Street Senior Center	\$500,000
Animal Care facilities for cats	\$150,000
Hand Dryers for all Community Centers	\$170,000





# Parks: \$18.6 million

- **Playgrounds:**

Drake	\$700,000
Los Cerritos	\$700,000
Veterans	\$700,000
Whaley	\$700,000

- **Sports Turf:**

Heartwell	\$320,000
Veterans	\$160,000
Silverado	\$160,000
Hudson	\$160,000
Admiral Kidd	\$160,000

- **Community Centers:**

Bixby bathrooms	\$200,000
Stearns roof	\$292,000
MacArthur roof	\$56,000
M.L. King, Jr. roof	\$42,000



# Parks: \$18.6 million

- Sport Courts:

Silverado	\$100,000
Los Cerritos	\$100,000
El Dorado	\$100,000

- Restrooms:

Drake	\$630,000
El Dorado #41	\$180,000
El Dorado #40	\$180,000
MacArthur	\$630,000
Pan Am Park Gym	\$100,000



# Parks: \$18.6 million

- **Wetlands/Lakes:**


Drake/Chavez	\$1,000,000
Los Cerritos	\$500,000
Colorado Lagoon	\$150,000
El Do Duck Pond	\$1,754,000

- **Ranchos:**

Los Cerritos	\$1,000,000
Los Alamitos	\$1,000,000

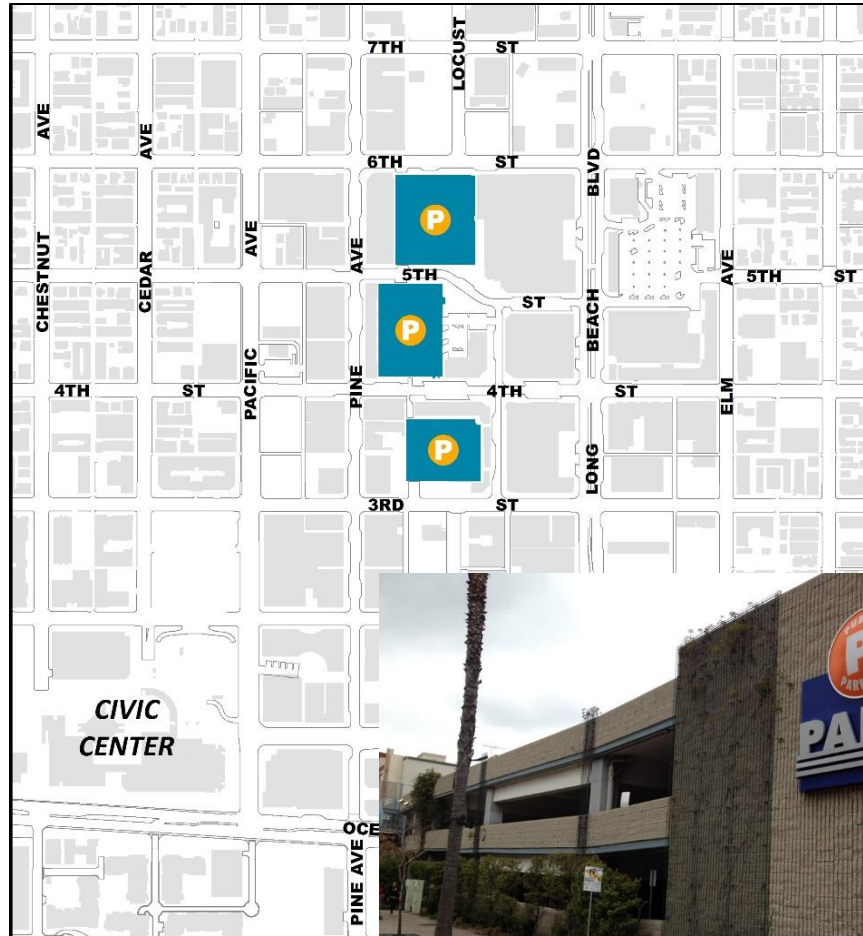
- **Park Improvements:**

P.E. R-O-W	\$150,000
Davenport Ph. II	\$1,500,000
Willow Springs	\$500,000
Belmont Pool	\$500,000
Jackson Park	\$50,000
Silverado	\$100,000
Walking Trail	
Houghton Park	
Community Center	\$4,000,000



# Parking: \$1,200,000

- Parking: \$1.2 million for targeted improvements to downtown parking garages
- Targeted improvements to the downtown parking garages to enhance lighting, safety, repair concrete, and improvements to the adjoining public spaces to enhance the City Place experience



# Tree Trimming: \$845,000

- Tree trimming: \$845,000 investment in urban forest care



# Map of Investment

## CITY OF LONG BEACH FIRST \$150 MILLION DOLLARS INFRASTRUCTURE INVESTMENT PLAN





# Other Projects

- This is not a comprehensive list of all projects
- Other projects will be done throughout the City, including grant projects, regular sidewalk work, Airport, Port, Tidelands
- City will continue to search for grants to supplement this list, and will add to it as funds become available

# How to Learn More

- Information will be available at [www.longbeach.gov](http://www.longbeach.gov)
- Will include maps and project lists
- This is a proposed plan, with final plans subject to new revenue and through the annual budget process

# Conclusion

- Presentation intended to show the Council what an investment plan could look like if additional funding were available
- This plan will adapt and change over time
- Estimates will be revised – projects will be further evaluated

City of Long Beach

# Infrastructure Investment Plan

May 3, 2016