

FY 22 Third Quarter Financial Review

September 15, 2022



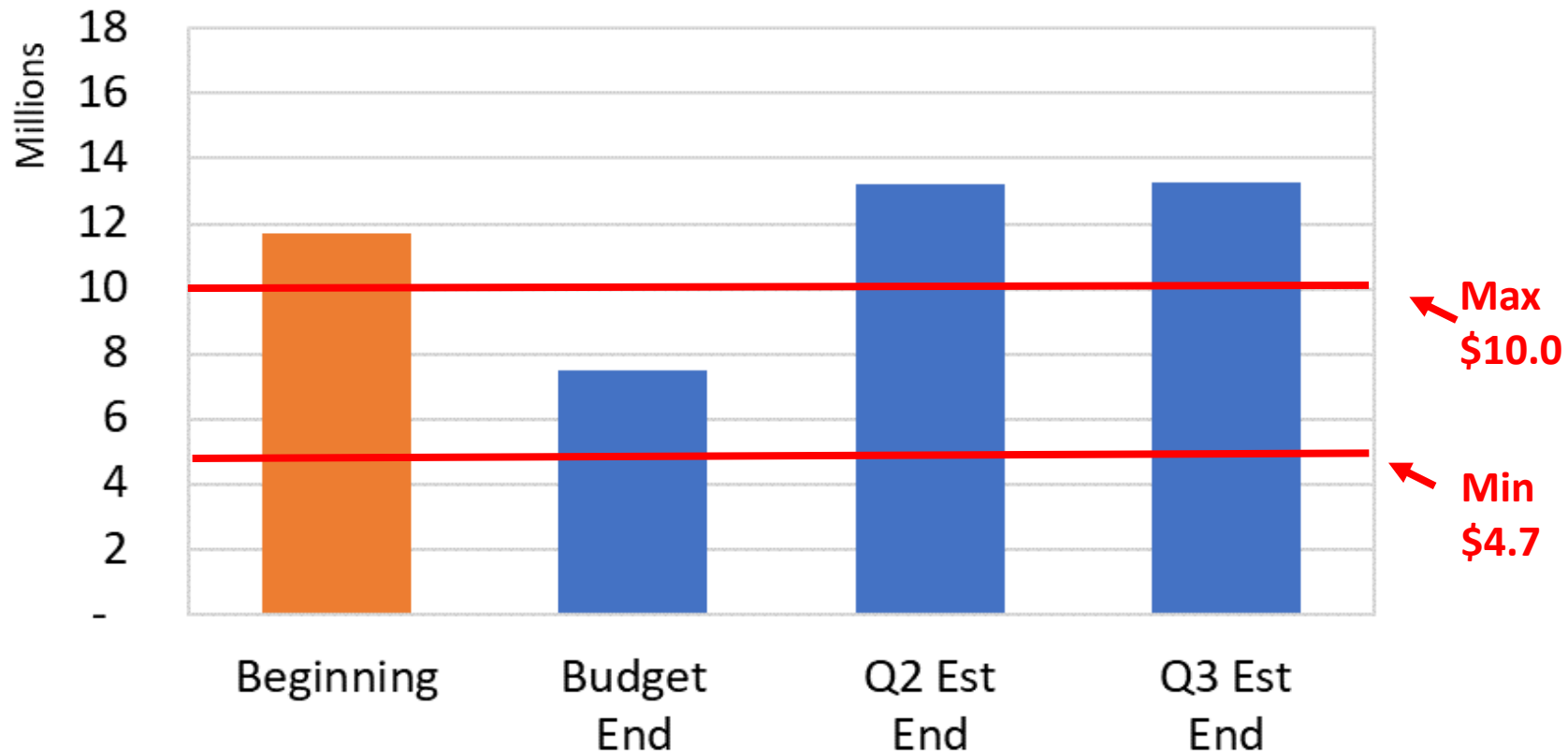
Long Beach Water
Exceptional Water • Exceptional Service

FY 22 Sewer Fund



Long Beach Water
Exceptional Water • Exceptional Service

FY 22 Sewer Fund Reserves



Expenditures



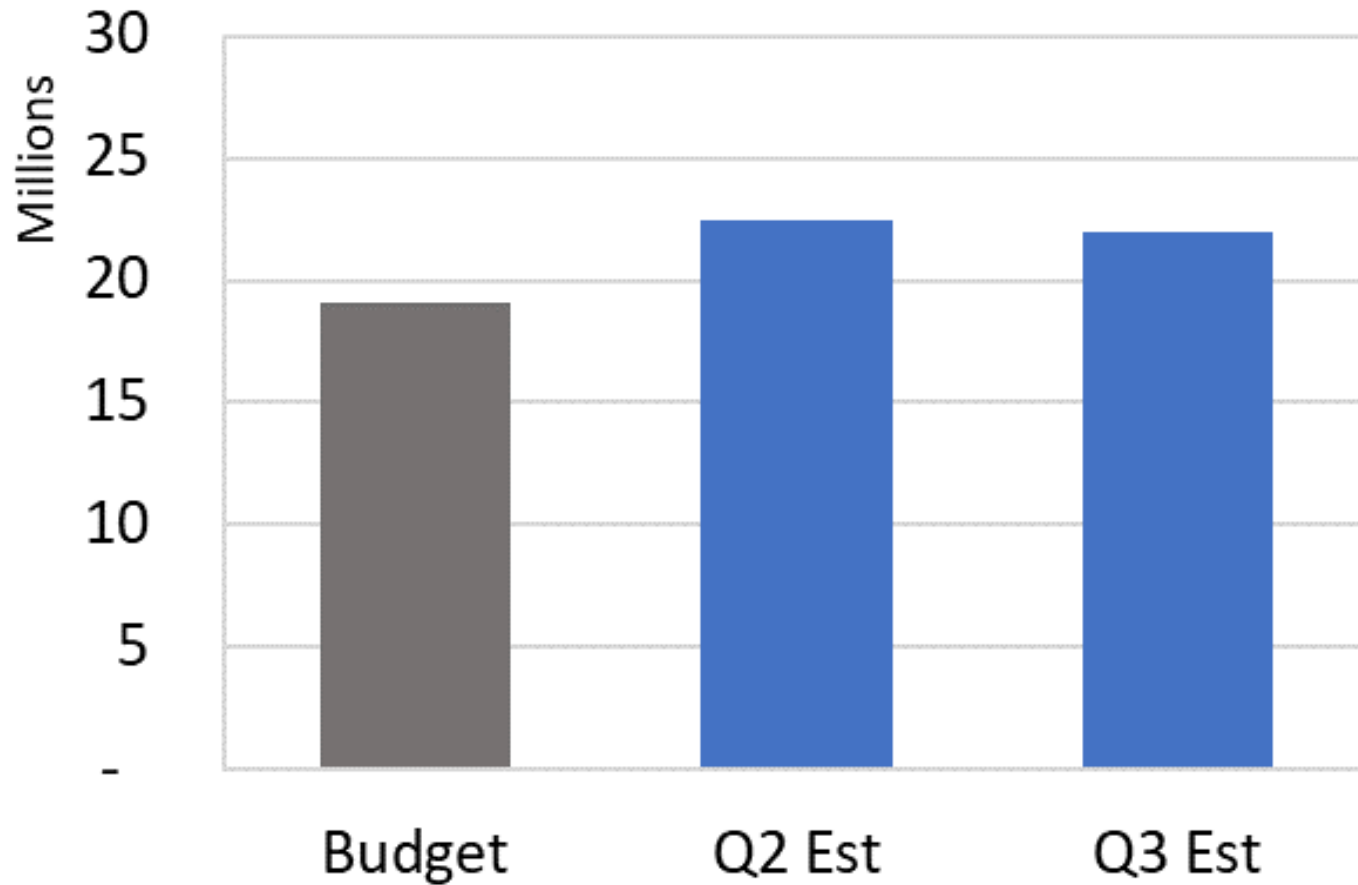
\$610k

Revenues



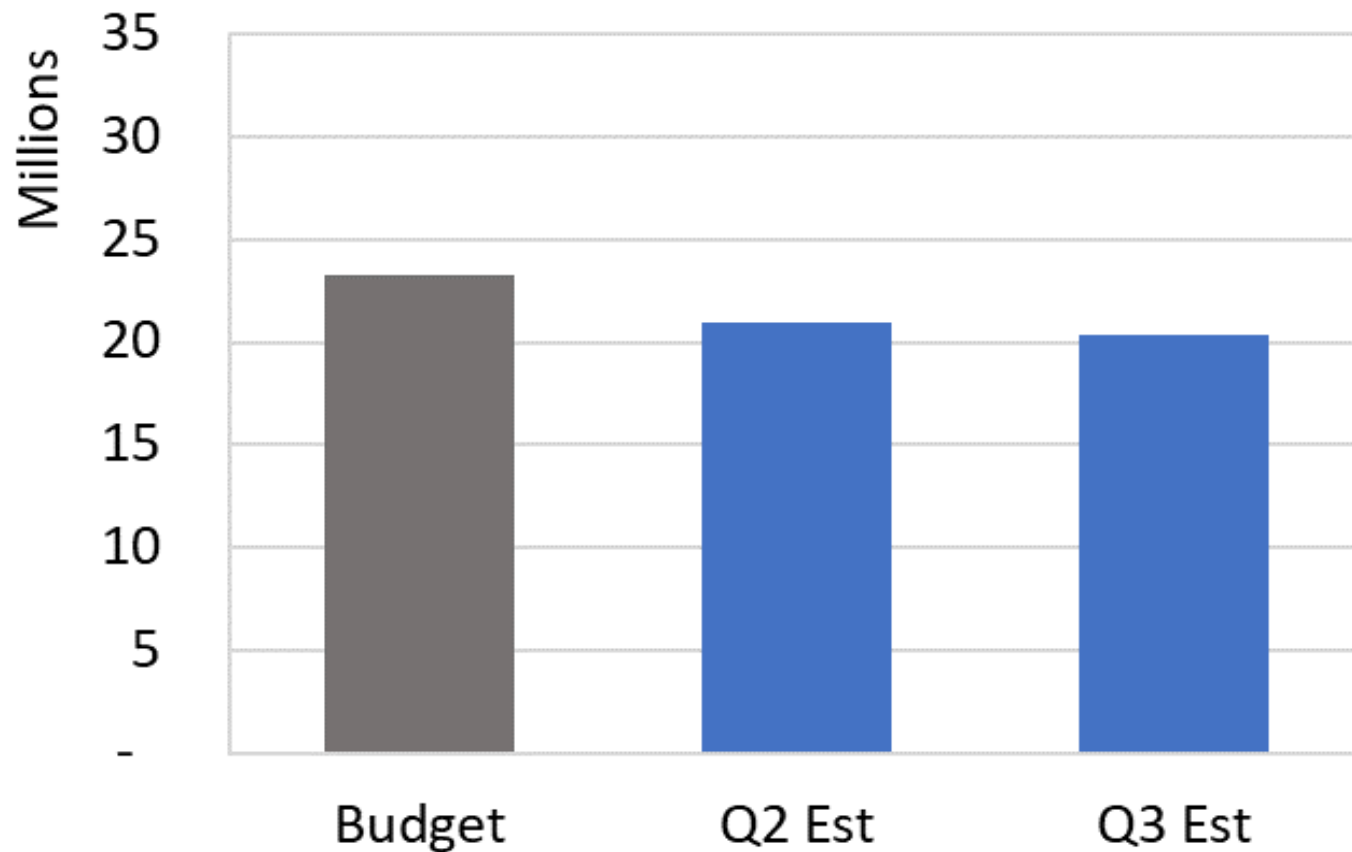
\$560k

FY 22 Sewer Revenue



Capacity Fees
↓ \$580k

FY 22 Sewer Fund Total Expenditures



Labor

↓ \$210k

Operations

↓ \$320k

CIP

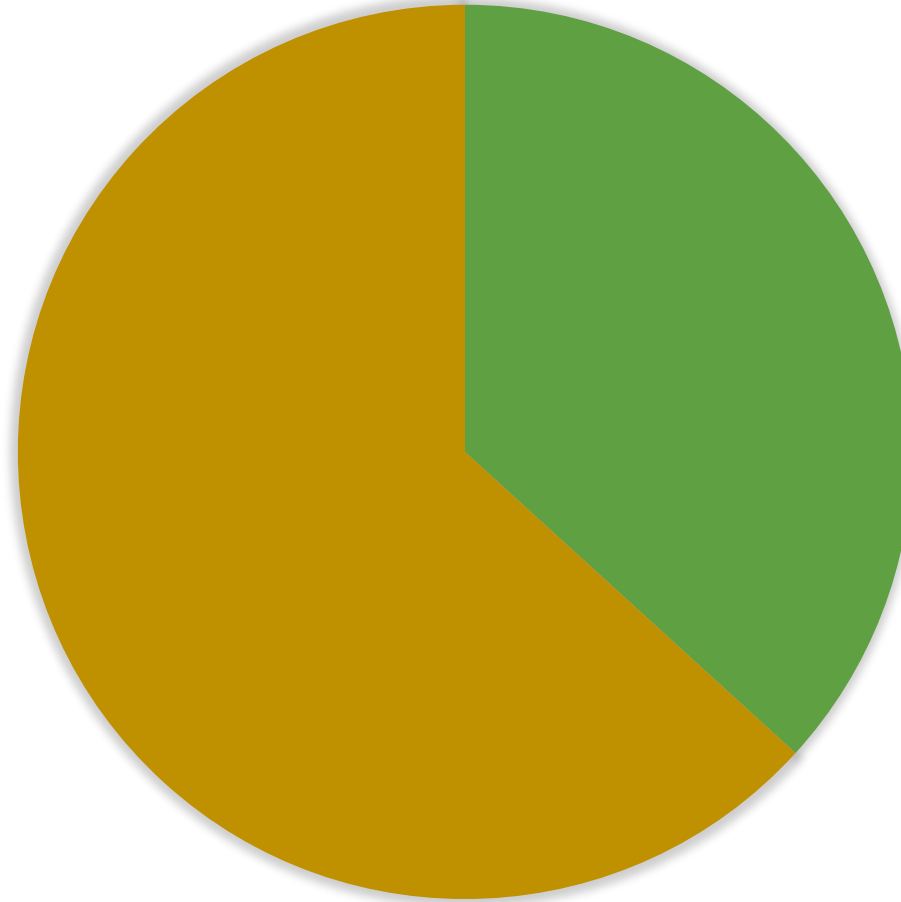
↓ \$81k

Sewer Fund



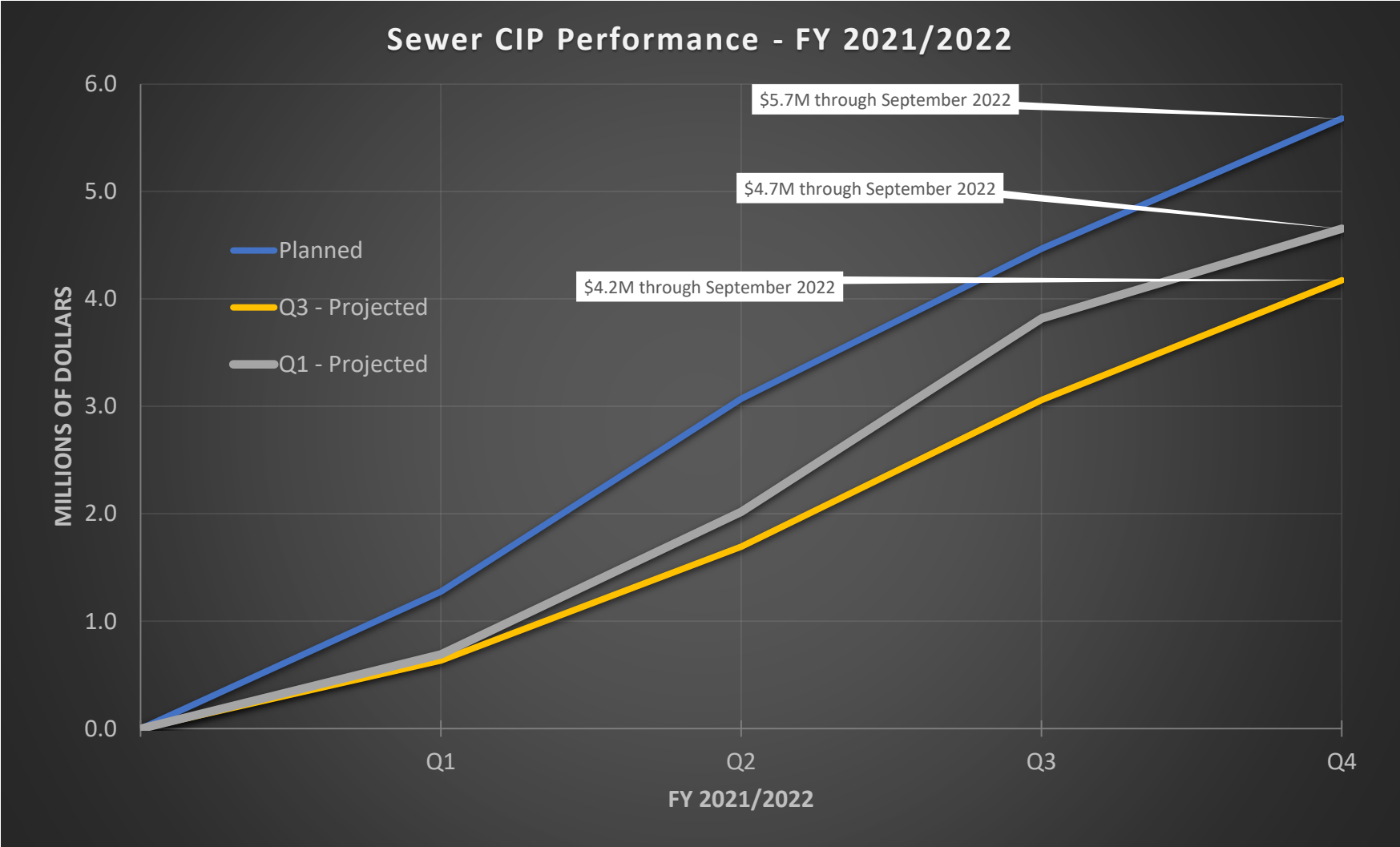
FY 22 Funding Breakdown – Sewer Fund (\$5.7 M)

**Sewer Lift Station
Rehabilitations and
SCADA
Improvements, \$3.6**



**Sewer Pipeline
System
Improvements,
\$2.1**

Sewer Fund CIP Forecast



FY 22 Funding Breakdown – Sewer Fund (\$5.7 M)

- 9 projects budgeted for FY 22
- All 9 projects are currently active and in various phases (planning, design, construction)
- 6 of the 9 projects span both FY 21 and 22
 - Shifts in project schedules has resulted in a variance between planned and forecasted performance in FY 22

Sewer Fund CIP Variances

Variances driven by shifts in project schedules

- Permitting/Coordination issues
- Manufacturing supply chain issues
- Design changes

Sewer Fund CIP Variances

S-25 Sewer Lift Station Rehabilitation

- FY 22 Budget: \$2.3 M
- Project Timeline:
 - Application for CA Coastal Commission permit waiver submitted in March 2021. Full application for permit submitted in June 2021. Approval received December 2021.
- Board approved construction contract for \$3.2M on 04-14-22
- Administrative NTP issued 04-19-22
- Construction NTP issued 06-03-22

FY 22 Water Fund



Long Beach Water
Exceptional Water • Exceptional Service

FY 22 Overview

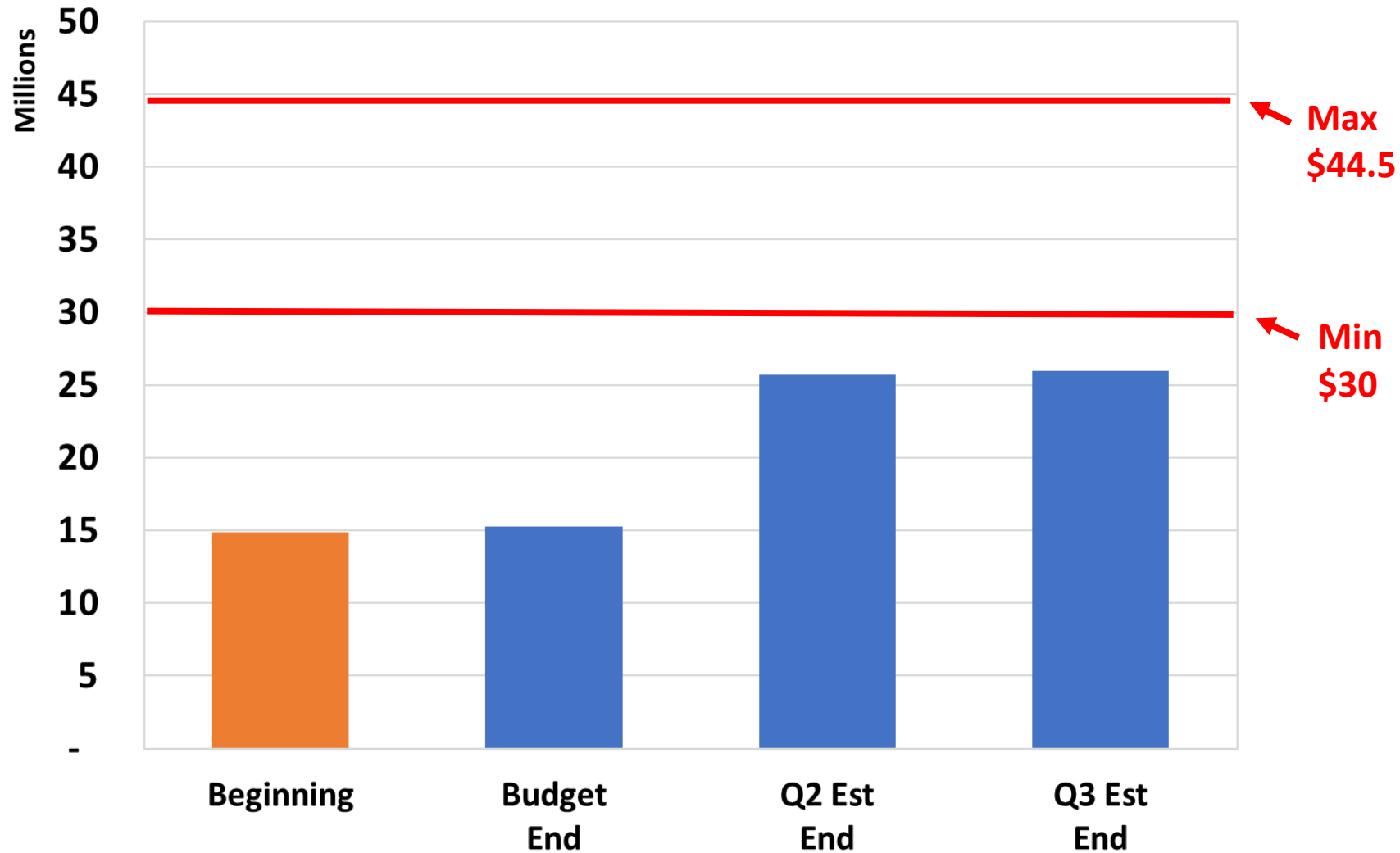
Revenue

- Arrearage Relief
- Conservation Efforts

Expenditures

- CIP-regulatory delays and supply chain issues
- Measure M

FY 22 Water Fund Reserves



Expenditures



\$3.3M

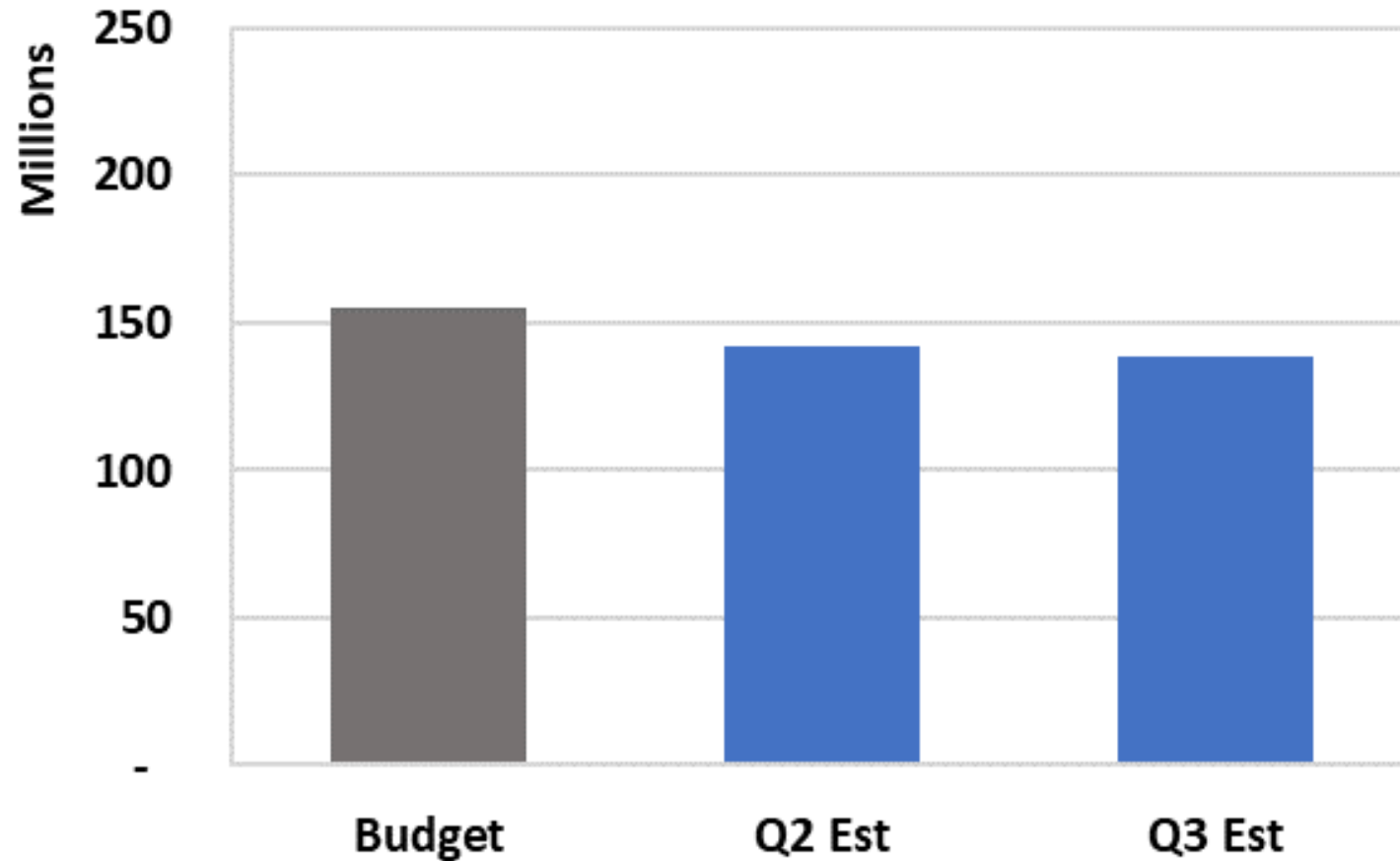
Revenues



\$3M



FY 22 Water Fund Revenues



Contribution in Aid of
Construction



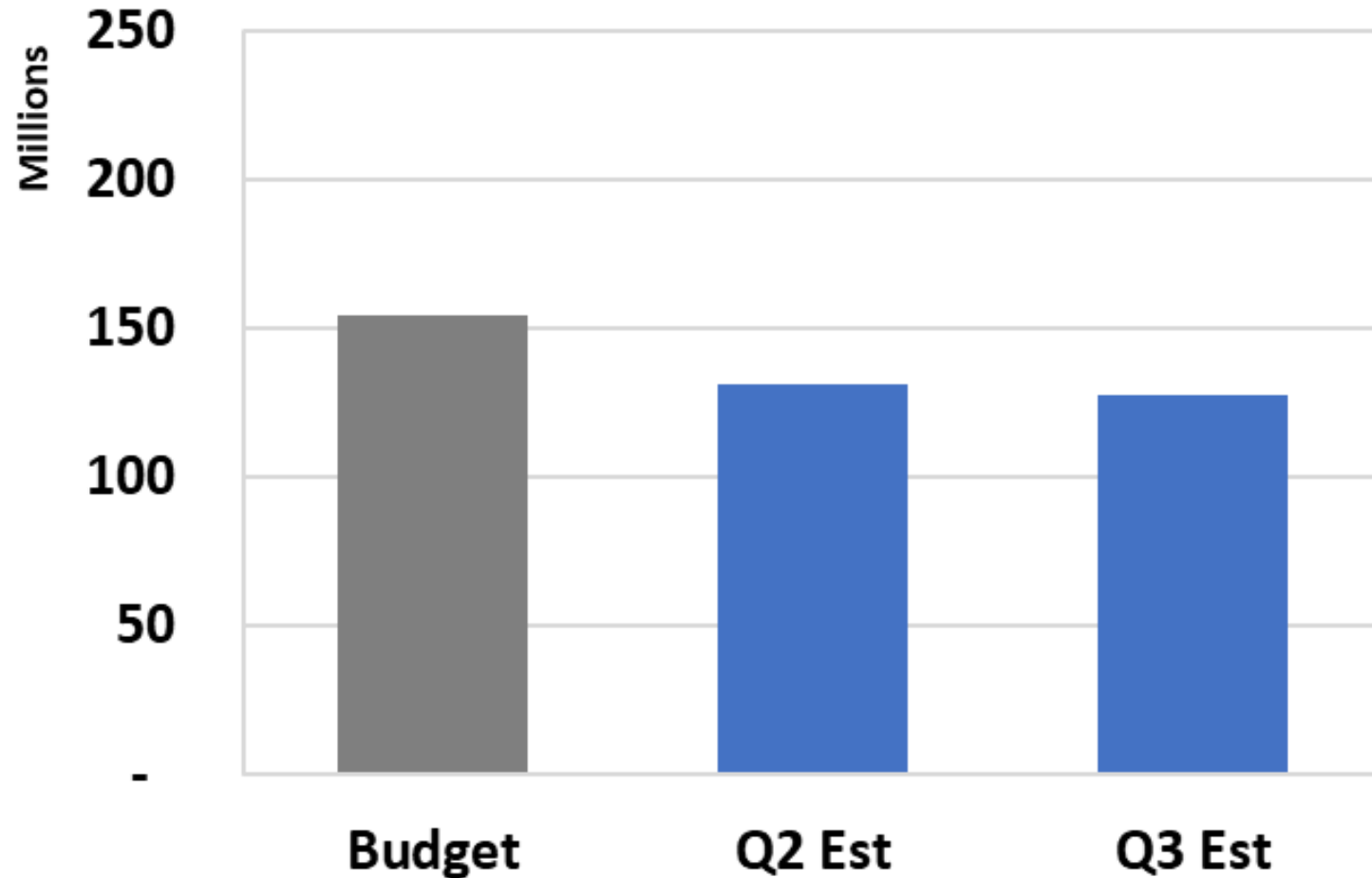
\$3.1M

LOC



\$1.5M

FY 22 Water Fund Total Expenditures

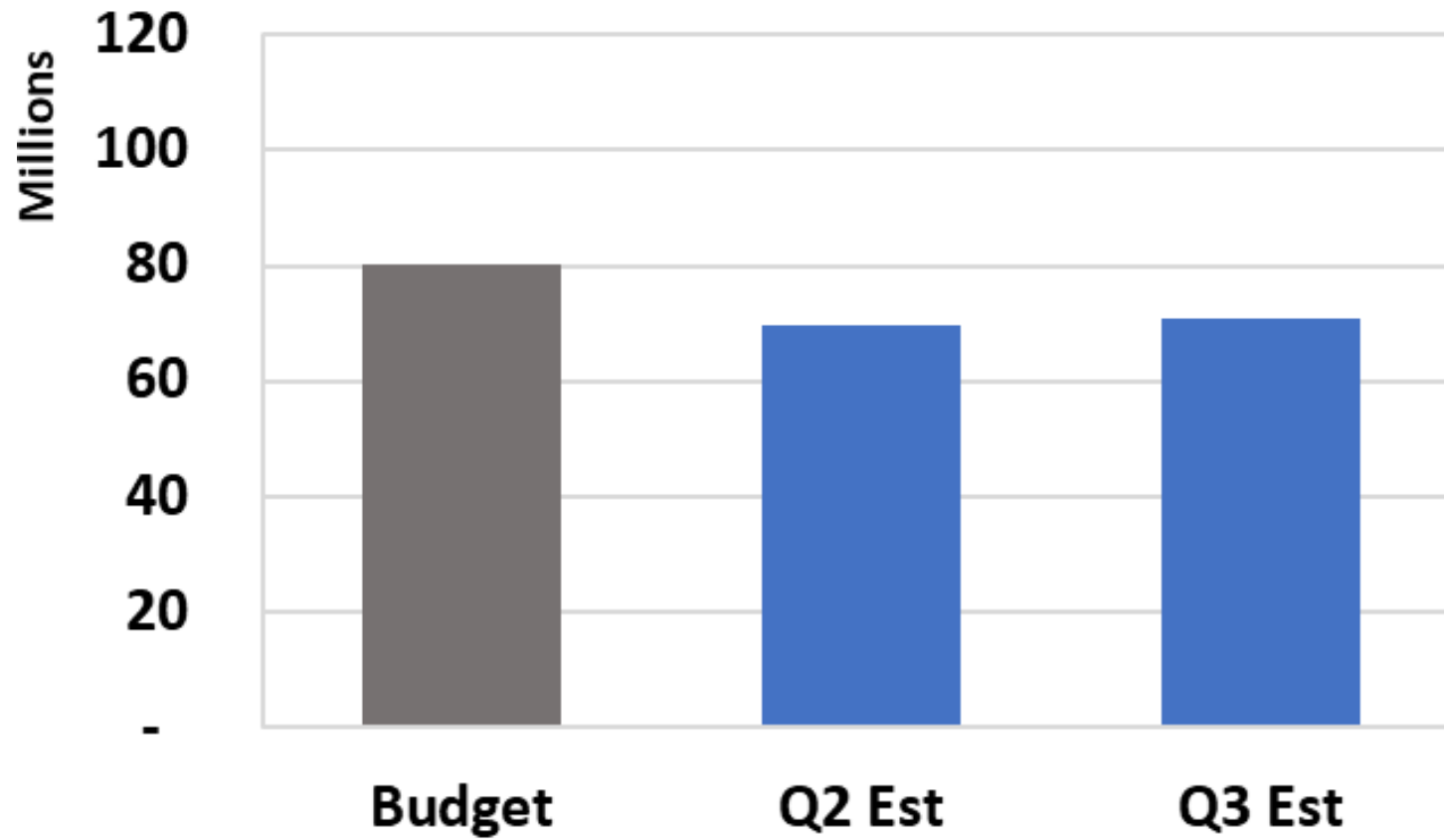


Labor
↑ \$90k

Operations
↑ \$1.1M

CIP
↓ \$4.5M

FY 22 Water Fund Operations



Vehicles
↓ \$840k

Pumped
↑ \$1.4M

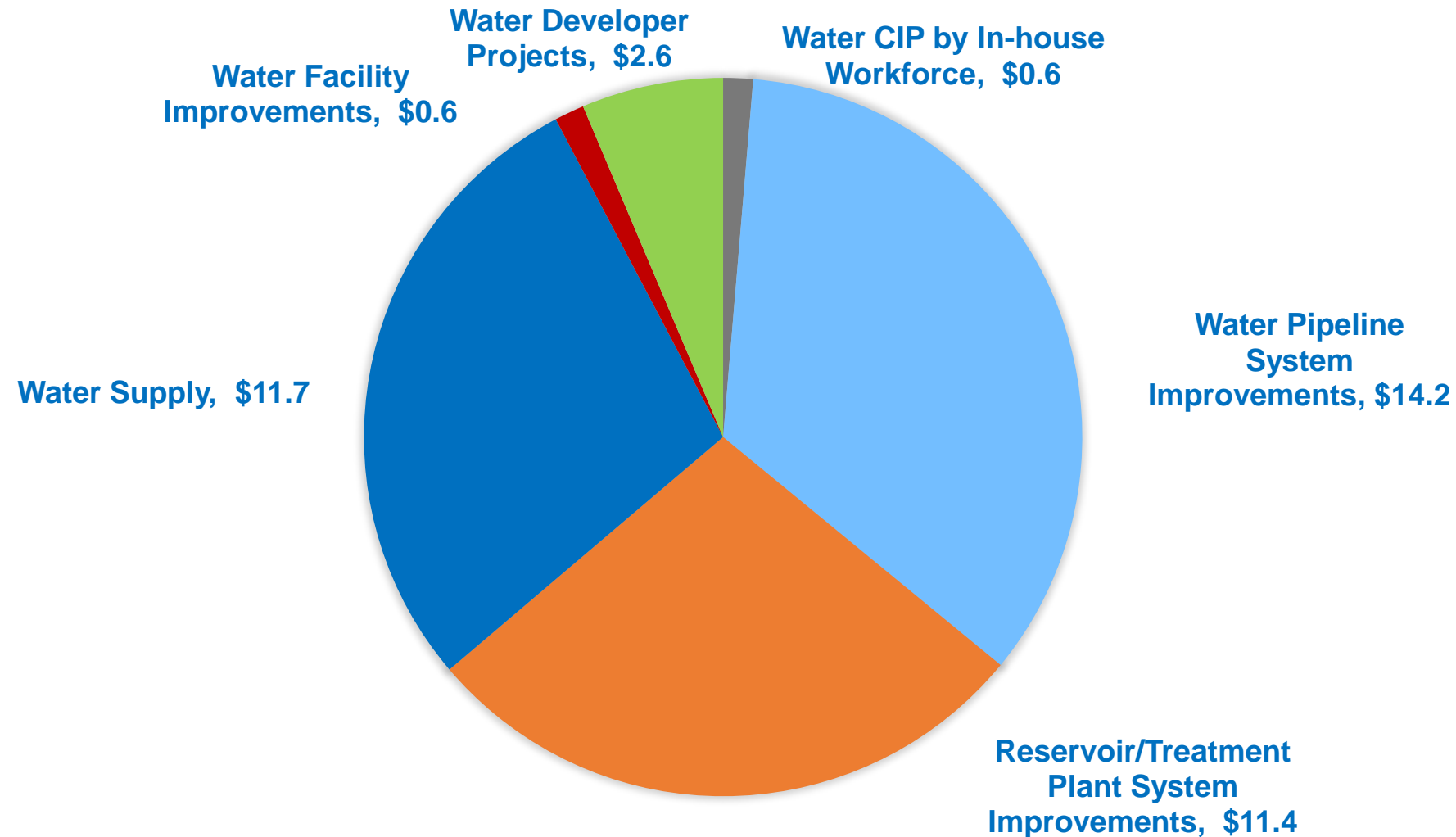
FY 22 Water Supplies

(In Acre Feet)	FY 22 Budget	FY 22 2nd Quarter	FY 22 3rd Quarter
Customer Demand	51,500	49,919	48,225
Pumped	28,748	26,546	23,418
Contract Pumped (Lakewood)	2,918	2,760	2,249
Purchased	19,834	20,613	22,558

Water Fund



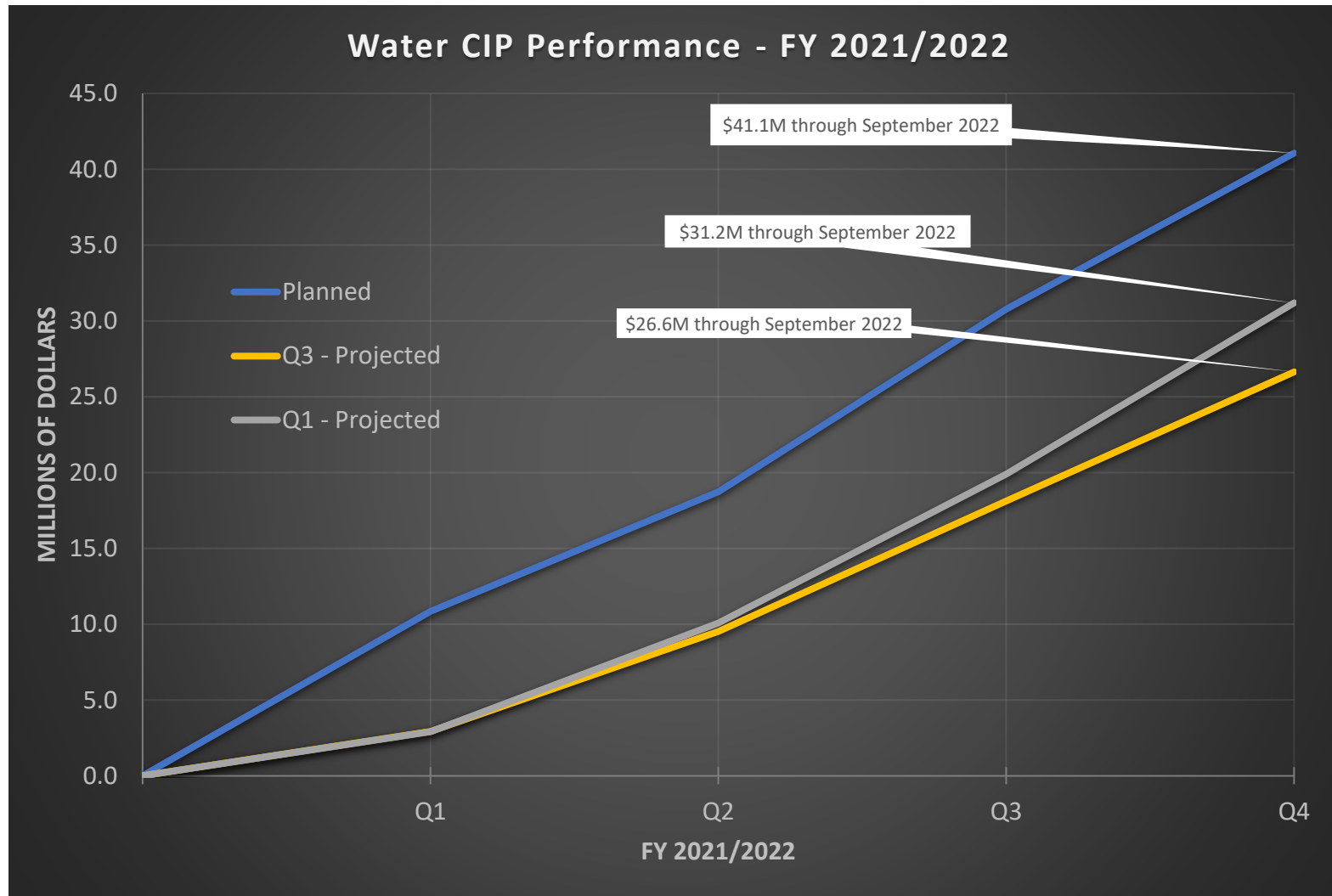
FY 22 Funding Breakdown – Water Fund (\$41.1M)



FY 22 Funding Breakdown – Water Fund (\$41.1M)

- 50 projects budgeted for FY 22
- 22 of the 50 projects span both FY 21 and 22
 - Shifts in project schedules has resulted in a variance between planned and forecasted performance in FY 22
- 49 of the 50 projects are currently active and in various phases (planning, design, construction)

Water Fund CIP Forecast



Water Fund CIP Variances

Variances driven by shifts in project schedules

- Permitting/Coordination
- Manufacturing supply chain
- Design changes

Water Fund CIP Construction Projects

Project	Contract Amount	Board Approval	NTP Issued
Drilling of North Long Beach 13 and 14 Wells	\$4,604,733	10-14-21	12-13-21
NLB Collection Main Control Valve Upgrade	\$1,249,350	10-14-21	02-14-22
Lakewood Cast Iron Main Replacement	\$2,117,765	10-21-21	04-11-22
Commission 15 and 18 Rehabilitation	\$3,496,020	02-17-22	04-25-22
Spinnaker Bay Water Main Replacement	\$3,860,322	03-31-22	07-25-22
West Coast Basin Well 1 – Phase I	\$1,144,057	04-14-22	07-12-22
Alamitos Tank Nos. 8 and 10 Rehabilitation	\$4,491,069	04-14-22	07-18-22
Alamitos Tank Nos. 19 and 20 Conversion	\$5,615,199	04-14-22	07-18-22
Drilling of Alamitos 9A and 14 Wells	\$5,505,609	05-12-22	08-29-22
Under Ocean Floor Seawater Intake Demolition	\$4,060,152	06-23-22	Pending
GWTP HVAC	\$7,968,000	06-23-22	Pending
Equipping of North Long Beach 13 and 14	\$4,316,458	08-18-22	Pending

Mitigation Strategies

Proactively reduce shifts in project schedules

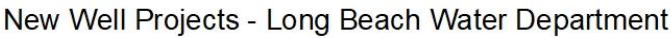
- Early contact with regulators, permitting agencies
- Pre-purchase materials and equipment
- Use existing LBWD materials inventory
- Use of Consultant to augment existing staff – contract with Ardurra Group approved by Board September 2021
- Use of on-call engineering support services contracts – 7 contracts approved by Board April 2021

Well Program

Well Identification	Location	Expected Pumping Capacity (gpm/afy)	Well in Service	Status
Commission 22A	El Dorado Park	2,500/4,000	FY 23	Equipping in construction
North Long Beach 13	Jackson Park	2,500/4,000	FY 24	Drilling in construction
North Long Beach 14	Jackson Park	2,500/4,000	FY 24	Drilling in construction
Alamitos 9A	Stearns Champions Park	2,500/4,000	FY 25	Drilling in construction
Alamitos 14	Stearns Champions Park	2,500/4,000	FY 25	Drilling in construction
Commission 23A, El Dorado 1, El Dorado 2 and Citizen 8A	El Dorado Park or Clark/Wardlow	2,500/4,000	FY 25/26	Planning; coordination with Department of Drinking Water
GWTP 1 and 2	GWTP	2,500/4,000	FY 25/26	Planning; coordination with Department of Drinking Water
West Coast Basin Well 1	Delta Avenue	2,500/4,000	FY 27	Pump to waste system in construction



Well Program



Well Program



Well Program





Long Beach Water

Exceptional Water • Exceptional Service