

THIRD AMENDMENT TO CONTRACT NO. 35084 **35084**

RE: **Extension of Contract No. 35084 (ITB-LB18-068) for furnishing & delivering as-needed sand, gravel, and related materials for the City of Long Beach (3190000007, formerly BPLB19000007)**

This Amendment to Contract No. **35084** is made and entered as of September 26, 2022, by and between the CITY OF LONG BEACH, a municipal corporation, and **West Coast Sand & Gravel, Inc.** (Contractor)


Contract No. **35084** is amended by mutual agreement of the parties and as indicated below by a check or other mark preceding the appropriate amendment:


- 1. Third Renewal option extending the term to November 30, 2023.
- 2. Adding \$600,000 for Year 5 funds, for a total contract amount not to exceed \$3,000,000.
- 3. Prices during this period shall remain firm.
- 4. The price for certain items shall be increased as shown on Exhibit "A", which is attached hereto and incorporated herein by this reference.
- 5. The price for certain items shall be decreased as shown on Exhibit "A", which is attached hereto and incorporated herein by this reference.
- 6. The discount offered to the City is increased by ____ %
- 7. The items or locations identified on Exhibit "B", which is attached hereto and incorporated herein by this reference, are hereby deleted from the Contract.
- 8. The items or locations identified on Exhibit "B", which is attached hereto and incorporated herein by this reference, are hereby added to the Contract.
- 9. Current permits, licenses, insurance and other required information are attached as Addendum No. 1.

Except as expressly amended above, all terms and conditions in this Contract are ratified and confirmed and remain in full force and effect. Executed with all formalities required by law as of the date first stated above.

Attach Notary if Out-of-State Contractor

CONTRACTOR:





(Signature)


(Print / Type Name)

President / Vice President / Secretary / Treasurer
(circle one)

CONTRACTOR:



(Signature)


(Print / Type Name)


President / Vice President / Secretary / Treasurer
(circle one)

THE CITY OF LONG BEACH:

By: 

City Manager

Approved as to form:
CHARLES PARKIN, City Attorney

By: 

Deputy
11-9-2022

**EXECUTED PURSUANT
TO SECTION 301 OF
THE CITY CHARTER.**

THIRD AMENDMENT TO CONTRACT NO. 35084

RE: **Extension of Contract No. 35084 (ITB-LB18-068) for furnishing & delivering as-needed sand, gravel, and related materials for the City of Long Beach (3190000007, formerly BPLB19000007)**

This Amendment to Contract No. **35084** is made and entered as of September 26, 2022, by and between the CITY OF LONG BEACH, a municipal corporation, and **West Coast Sand & Gravel, Inc.** (Contractor)

Contract No. **35084** is amended by mutual agreement of the parties and as indicated below by a check or other mark preceding the appropriate amendment:

- 1. Third Renewal option extending the term to November 30, 2023.
- 2. Adding \$600,000 for Year 5 funds, for a total contract amount not to exceed \$3,000,000.
- 3. Prices during this period shall remain firm.
- 4. The price for certain items shall be increased as shown on Exhibit "A", which is attached hereto and incorporated herein by this reference.
- 5. The price for certain items shall be decreased as shown on Exhibit "A", which is attached hereto and incorporated herein by this reference.
- 6. The discount offered to the City is increased by ____ %
- 7. The items or locations identified on Exhibit "B", which is attached hereto and incorporated herein by this reference, are hereby deleted from the Contract.
- 8. The items or locations identified on Exhibit "B", which is attached hereto and incorporated herein by this reference, are hereby added to the Contract.
- 9. Current permits, licenses, insurance and other required information are attached as Addendum No. 1.

Except as expressly amended above, all terms and conditions in this Contract are ratified and confirmed and remain in full force and effect. Executed with all formalities required by law as of the date first stated above.

Attach Notary if Out-of-State Contractor

CONTRACTOR:


(Signature)

MARVIN J. STRUIKSMA
(Print / Type Name)

President / Vice President / Secretary / Treasurer
(circle one)

CONTRACTOR:


(Signature)

MIKE A. STRUIKSMA
(Print / Type Name)

President / Vice President / Secretary / Treasurer
(circle one)

THE CITY OF LONG BEACH:

By: Linda E. Jakum
City Manager

**EXECUTED PURSUANT
TO SECTION 301 OF
THE CITY CHARTER.**

Approved as to form:
CHARLES PARKIN, City Attorney

By: 
Deputy

11-9-2022

Bid Results for Project Sand & Gravel (Citywide) (ITB LB 18-068 REBID)

Issued on 07/11/2018

Bid Due on August 23, 2018 11:00 AM (Pacific)

Exported on 08/28/2018

2022 proposed

10/13/2022

Line Totals (Unit Price * Quantity)

Item Nur Section	Item Code	Description	Reference	Manufactu Model	Nurr Brand Req	BrandSpec	Unit of Me	Quantity	West Coast Sand & Gravel - Unit Price	Proposed Price	7.80% Increase
Track fine PA											
1	1/4"	Minus Brimstone	ZONE 19-236:	Price per Ton	Shall be Honored for up to 100 Tons of M± TON		1	No	\$ 14.00	\$ 1.09	\$ 15.09
2	1/4"	Minus Brimstone	ZONE 19-236:	PUC Rate/Haul Charge (Based on Full Load 26 Tons)	FULL LOAD		1	No	\$ 377.00	\$ 29.41	\$ 406.41
3	1/4"	Minus Brimstone	ZONE 19-246:	Price per Ton	Shall be Honored for up to 100 Tons of M± TON		1	No	\$ 14.00	\$ 1.09	\$ 15.09
4	1/4"	Minus Brimstone	ZONE 19-246:	PUC Rate/Haul Charge (Based on Full Load 26 Tons)	FULL LOAD		1	No	\$ 377.00	\$ 29.41	\$ 406.41
5	1/4"	Minus Brimstone	ZONE 19-263:	Price per Ton	Shall be Honored for up to 100 Tons of M± TON		1	No	\$ 14.00	\$ 1.09	\$ 15.09
6	1/4"	Minus Brimstone	ZONE 19-263:	PUC Rate/Haul Charge (Based on Full Load 26 Tons)	FULL LOAD		1	No	\$ 377.00	\$ 29.41	\$ 406.41
7	1/4"	Minus Brimstone	ZONE 19-459:	Price per Ton	Shall be Honored for up to 100 Tons of M± TON		1	No	\$ 14.00	\$ 1.09	\$ 15.09
8	1/4"	Minus Brimstone	ZONE 19-459:	PUC Rate/Haul Charge (Based on Full Load 26 Tons)	FULL LOAD		1	No	\$ 377.00	\$ 29.41	\$ 406.41
9	1/4"	Minus Brimstone	ZONE 19-462:	Price per Ton	Shall be Honored for up to 100 Tons of M± TON		1	No	\$ 14.00	\$ 1.09	\$ 15.09
10	1/4"	Minus Brimstone	ZONE 19-462:	PUC Rate/Haul Charge (Based on Full Load 26 Tons)	FULL LOAD		1	No	\$ 377.00	\$ 29.41	\$ 406.41
11	1/4"	Minus Brimstone	ZONE 19-464:	Price per Ton	Shall be Honored for up to 100 Tons of M± TON		1	No	\$ 14.00	\$ 1.09	\$ 15.09
12	1/4"	Minus Brimstone	ZONE 19-464:	PUC Rate/Haul Charge (Based on Full Load 26 Tons)	FULL LOAD		1	No	\$ 377.00	\$ 29.41	\$ 406.41
13	1/4"	Minus Brimstone	ZONE 19-465:	Price per Ton	Shall be Honored for up to 100 Tons of M± TON		1	No	\$ 14.00	\$ 1.09	\$ 15.09
14	1/4"	Minus Brimstone	ZONE 19-465:	PUC Rate/Haul Charge (Based on Full Load 26 Tons)	FULL LOAD		1	No	\$ 377.00	\$ 29.41	\$ 406.41
15	1/4"	Minus Brimstone	ZONE 19-466:	Price per Ton	Shall be Honored for up to 100 Tons of M± TON		1	No	\$ 14.00	\$ 1.09	\$ 15.09
16	1/4"	Minus Brimstone	ZONE 19-466:	PUC Rate/Haul Charge (Based on Full Load 26 Tons)	FULL LOAD		1	No	\$ 377.00	\$ 29.41	\$ 406.41
Subtotal									\$ 3,128.00		
17	California Gold D.G.	(C.ZONE 19-236:	Price per Ton	Shall be Honored for up to 100 Tons of M± TON			1	No	\$ 14.00	\$ 1.09	\$ 15.09
18	California Gold D.G.	(C.ZONE 19-236:	PUC Rate/Haul Charge (Based on Full Load 26 Tons)	FULL LOAD			1	No	\$ 884.00	\$ 68.95	\$ 952.95
19	California Gold D.G.	(C.ZONE 19-246:	Price per Ton	Shall be Honored for up to 100 Tons of M± TON			1	No	\$ 14.00	\$ 1.09	\$ 15.09
20	California Gold D.G.	(C.ZONE 19-246:	PUC Rate/Haul Charge (Based on Full Load 26 Tons)	FULL LOAD			1	No	\$ 884.00	\$ 68.95	\$ 952.95
21	California Gold D.G.	(C.ZONE 19-263:	Price per Ton	Shall be Honored for up to 100 Tons of M± TON			1	No	\$ 14.00	\$ 1.09	\$ 15.09
22	California Gold D.G.	(C.ZONE 19-263:	PUC Rate/Haul Charge (Based on Full Load 26 Tons)	FULL LOAD			1	No	\$ 884.00	\$ 68.95	\$ 952.95
23	California Gold D.G.	(C.ZONE 19-459:	Price per Ton	Shall be Honored for up to 100 Tons of M± TON			1	No	\$ 14.00	\$ 1.09	\$ 15.09
24	California Gold D.G.	(C.ZONE 19-459:	PUC Rate/Haul Charge (Based on Full Load 26 Tons)	FULL LOAD			1	No	\$ 884.00	\$ 68.95	\$ 952.95
25	California Gold D.G.	(C.ZONE 19-462:	Price per Ton	Shall be Honored for up to 100 Tons of M± TON			1	No	\$ 14.00	\$ 1.09	\$ 15.09
26	California Gold D.G.	(C.ZONE 19-462:	PUC Rate/Haul Charge (Based on Full Load 26 Tons)	FULL LOAD			1	No	\$ 884.00	\$ 68.95	\$ 952.95
27	California Gold D.G.	(C.ZONE 19-464:	Price per Ton	Shall be Honored for up to 100 Tons of M± TON			1	No	\$ 14.00	\$ 1.09	\$ 15.09
28	California Gold D.G.	(C.ZONE 19-464:	PUC Rate/Haul Charge (Based on Full Load 26 Tons)	FULL LOAD			1	No	\$ 884.00	\$ 68.95	\$ 952.95

66	Crushed Aggregate Ba: ZONE 19-236: PUC Rate/Haul Charge (Based on Full Load 26 Tons)	FULL LOAD	1	Yes	\$	312.00	\$	312.00	\$	24.34	\$	336.34
67	Crushed Aggregate Ba: ZONE 19-246: Price per Ton Shall be Honored for up to 100 Tons of M± TON	FULL LOAD	1	Yes	\$	11.00	\$	11.00	\$	0.86	\$	11.86
68	Crushed Aggregate Ba: ZONE 19-246: PUC Rate/Haul Charge (Based on Full Load 26 Tons)	FULL LOAD	1	Yes	\$	325.00	\$	325.00	\$	25.35	\$	350.35
69	Crushed Aggregate Ba: ZONE 19-263: Price per Ton Shall be Honored for up to 100 Tons of M± TON	FULL LOAD	1	Yes	\$	11.00	\$	11.00	\$	0.86	\$	11.86
70	Crushed Aggregate Ba: ZONE 19-263: PUC Rate/Haul Charge (Based on Full Load 26 Tons)	FULL LOAD	1	Yes	\$	338.00	\$	338.00	\$	26.36	\$	364.36
71	Crushed Aggregate Ba: ZONE 19-459: Price per Ton Shall be Honored for up to 100 Tons of M± TON	FULL LOAD	1	Yes	\$	11.00	\$	11.00	\$	0.86	\$	11.86
72	Crushed Aggregate Ba: ZONE 19-459: PUC Rate/Haul Charge (Based on Full Load 26 Tons)	FULL LOAD	1	Yes	\$	312.00	\$	312.00	\$	24.34	\$	336.34
73	Crushed Aggregate Ba: ZONE 19-462: Price per Ton Shall be Honored for up to 100 Tons of M± TON	FULL LOAD	1	Yes	\$	11.00	\$	11.00	\$	0.86	\$	11.86
74	Crushed Aggregate Ba: ZONE 19-462: PUC Rate/Haul Charge (Based on Full Load 26 Tons)	FULL LOAD	1	Yes	\$	305.50	\$	305.50	\$	23.83	\$	329.33
75	Crushed Aggregate Ba: ZONE 19-464: Price per Ton Shall be Honored for up to 100 Tons of M± TON	FULL LOAD	1	Yes	\$	11.00	\$	11.00	\$	0.86	\$	11.86
76	Crushed Aggregate Ba: ZONE 19-464: PUC Rate/Haul Charge (Based on Full Load 26 Tons)	FULL LOAD	1	Yes	\$	312.00	\$	312.00	\$	24.34	\$	336.34
77	Crushed Aggregate Ba: ZONE 19-465: Price per Ton Shall be Honored for up to 100 Tons of M± TON	FULL LOAD	1	Yes	\$	11.00	\$	11.00	\$	0.86	\$	11.86
78	Crushed Aggregate Ba: ZONE 19-465: PUC Rate/Haul Charge (Based on Full Load 26 Tons)	FULL LOAD	1	Yes	\$	312.00	\$	312.00	\$	24.34	\$	336.34
79	Crushed Aggregate Ba: ZONE 19-466: Price per Ton Shall be Honored for up to 100 Tons of M± TON	FULL LOAD	1	Yes	\$	11.00	\$	11.00	\$	0.86	\$	11.86
80	Crushed Aggregate Ba: ZONE 19-466: PUC Rate/Haul Charge (Based on Full Load 26 Tons)	FULL LOAD	1	Yes	\$	325.00	\$	325.00	\$	25.35	\$	350.35
				Subtotal			\$	2,629.50				
81	Crushed Miscellaneous: ZONE 19-236: Price per Ton Shall be Honored for up to 100 Tons of M± TON	FULL LOAD	1	Yes	\$	4.00	\$	4.00	\$	0.31	\$	4.31
82	Crushed Miscellaneous: ZONE 19-236: PUC Rate/Haul Charge (Based on Full Load 26 Tons)	FULL LOAD	1	Yes	\$	130.00	\$	130.00	\$	10.14	\$	140.14
83	Crushed Miscellaneous: ZONE 19-246: Price per Ton Shall be Honored for up to 100 Tons of M± TON	FULL LOAD	1	Yes	\$	4.00	\$	4.00	\$	0.31	\$	4.31
84	Crushed Miscellaneous: ZONE 19-246: PUC Rate/Haul Charge (Based on Full Load 26 Tons)	FULL LOAD	1	Yes	\$	143.00	\$	143.00	\$	11.15	\$	154.15
85	Crushed Miscellaneous: ZONE 19-263: Price per Ton Shall be Honored for up to 100 Tons of M± TON	FULL LOAD	1	Yes	\$	4.00	\$	4.00	\$	0.31	\$	4.31
86	Crushed Miscellaneous: ZONE 19-263: PUC Rate/Haul Charge (Based on Full Load 26 Tons)	FULL LOAD	1	Yes	\$	130.00	\$	130.00	\$	10.14	\$	140.14
87	Crushed Miscellaneous: ZONE 19-459: Price per Ton Shall be Honored for up to 100 Tons of M± TON	FULL LOAD	1	Yes	\$	4.00	\$	4.00	\$	0.31	\$	4.31
88	Crushed Miscellaneous: ZONE 19-459: PUC Rate/Haul Charge (Based on Full Load 26 Tons)	FULL LOAD	1	Yes	\$	130.00	\$	130.00	\$	10.14	\$	140.14
89	Crushed Miscellaneous: ZONE 19-462: Price per Ton Shall be Honored for up to 100 Tons of M± TON	FULL LOAD	1	Yes	\$	4.00	\$	4.00	\$	0.31	\$	4.31
90	Crushed Miscellaneous: ZONE 19-462: PUC Rate/Haul Charge (Based on Full Load 26 Tons)	FULL LOAD	1	Yes	\$	130.00	\$	130.00	\$	10.14	\$	140.14
91	Crushed Miscellaneous: ZONE 19-464: Price per Ton Shall be Honored for up to 100 Tons of M± TON	FULL LOAD	1	Yes	\$	4.00	\$	4.00	\$	0.31	\$	4.31
92	Crushed Miscellaneous: ZONE 19-464: PUC Rate/Haul Charge (Based on Full Load 26 Tons)	FULL LOAD	1	Yes	\$	130.00	\$	130.00	\$	10.14	\$	140.14
93	Crushed Miscellaneous: ZONE 19-465: Price per Ton Shall be Honored for up to 100 Tons of M± TON	FULL LOAD	1	Yes	\$	4.00	\$	4.00	\$	0.31	\$	4.31
94	Crushed Miscellaneous: ZONE 19-465: PUC Rate/Haul Charge (Based on Full Load 26 Tons)	FULL LOAD	1	Yes	\$	130.00	\$	130.00	\$	10.14	\$	140.14
95	Crushed Miscellaneous: ZONE 19-466: Price per Ton Shall be Honored for up to 100 Tons of M± TON	FULL LOAD	1	Yes	\$	4.00	\$	4.00	\$	0.31	\$	4.31
96	Crushed Miscellaneous: ZONE 19-466: PUC Rate/Haul Charge (Based on Full Load 26 Tons)	FULL LOAD	1	Yes	\$	130.00	\$	130.00	\$	10.14	\$	140.14
				Subtotal			\$	1,085.00				
97	#3 Rock Natural Mater: ZONE 19-236: Price per Ton Shall be Honored for up to 100 Tons of M± TON	FULL LOAD	1	Yes	\$	15.50	\$	15.50	\$	1.21	\$	16.71
98	#3 Rock Natural Mater: ZONE 19-236: PUC Rate/Haul Charge (Based on Full Load 26 Tons)	FULL LOAD	1	Yes	\$	247.00	\$	247.00	\$	19.27	\$	266.27
99	#3 Rock Natural Mater: ZONE 19-246: Price per Ton Shall be Honored for up to 100 Tons of M± TON	FULL LOAD	1	Yes	\$	15.50	\$	15.50	\$	1.21	\$	16.71
100	#3 Rock Natural Mater: ZONE 19-246: PUC Rate/Haul Charge (Based on Full Load 26 Tons)	FULL LOAD	1	Yes	\$	266.50	\$	266.50	\$	20.79	\$	287.29
101	#3 Rock Natural Mater: ZONE 19-263: Price per Ton Shall be Honored for up to 100 Tons of M± TON	FULL LOAD	1	Yes	\$	15.50	\$	15.50	\$	1.21	\$	16.71
102	#3 Rock Natural Mater: ZONE 19-263: PUC Rate/Haul Charge (Based on Full Load 26 Tons)	FULL LOAD	1	Yes	\$	296.40	\$	296.40	\$	23.12	\$	319.52
103	#3 Rock Natural Mater: ZONE 19-459: Price per Ton Shall be Honored for up to 100 Tons of M± TON	FULL LOAD	1	Yes	\$	15.50	\$	15.50	\$	1.21	\$	16.71

CMB

104	#3 Rock Natural Mater	ZONE 19-459: PUC Rate/Haul Charge (Based on Full Load 26 Tons)	FULL LOAD	1	Yes	\$	286.00	\$	286.00	Yes	\$	22.31	\$	308.31
105	#3 Rock Natural Mater	ZONE 19-462: Price per Ton Shall be Honored for up to 100 Tons of M± TON	FULL LOAD	1	Yes	\$	15.50	\$	15.50	Yes	\$	1.21	\$	16.71
106	#3 Rock Natural Mater	ZONE 19-462: PUC Rate/Haul Charge (Based on Full Load 26 Tons)	FULL LOAD	1	Yes	\$	247.00	\$	247.00	Yes	\$	19.27	\$	266.27
107	#3 Rock Natural Mater	ZONE 19-464: Price per Ton Shall be Honored for up to 100 Tons of M± TON	FULL LOAD	1	Yes	\$	15.50	\$	15.50	Yes	\$	1.21	\$	16.71
108	#3 Rock Natural Mater	ZONE 19-464: PUC Rate/Haul Charge (Based on Full Load 26 Tons)	FULL LOAD	1	Yes	\$	260.00	\$	260.00	Yes	\$	20.28	\$	280.28
109	#3 Rock Natural Mater	ZONE 19-465: Price per Ton Shall be Honored for up to 100 Tons of M± TON	FULL LOAD	1	Yes	\$	15.50	\$	15.50	Yes	\$	1.21	\$	16.71
110	#3 Rock Natural Mater	ZONE 19-465: PUC Rate/Haul Charge (Based on Full Load 26 Tons)	FULL LOAD	1	Yes	\$	266.50	\$	266.50	Yes	\$	20.79	\$	287.29
111	#3 Rock Natural Mater	ZONE 19-466: Price per Ton Shall be Honored for up to 100 Tons of M± TON	FULL LOAD	1	Yes	\$	15.50	\$	15.50	Yes	\$	1.21	\$	16.71
112	#3 Rock Natural Mater	ZONE 19-466: PUC Rate/Haul Charge (Based on Full Load 26 Tons)	FULL LOAD	1	Yes	\$	253.50	\$	253.50	Yes	\$	19.77	\$	273.27
					Subtotal		\$	\$	2,246.90					
113	24-36" Granite Boule	ZONE 19-236: Price per Ton Shall be Honored for up to 100 Tons of M± TON	FULL LOAD	1	No	\$	30.00	\$	30.00	Yes	\$	2.34	\$	32.34
114	24-36" Granite Boule	ZONE 19-236: PUC Rate/Haul Charge (Based on Full Load 26 Tons)	FULL LOAD	1	No	\$	520.00	\$	520.00	Yes	\$	40.56	\$	560.56
115	24-36" Granite Boule	ZONE 19-246: Price per Ton Shall be Honored for up to 100 Tons of M± TON	FULL LOAD	1	No	\$	30.00	\$	30.00	Yes	\$	2.34	\$	32.34
116	24-36" Granite Boule	ZONE 19-246: PUC Rate/Haul Charge (Based on Full Load 26 Tons)	FULL LOAD	1	No	\$	520.00	\$	520.00	Yes	\$	40.56	\$	560.56
117	24-36" Granite Boule	ZONE 19-263: Price per Ton Shall be Honored for up to 100 Tons of M± TON	FULL LOAD	1	No	\$	30.00	\$	30.00	Yes	\$	2.34	\$	32.34
118	24-36" Granite Boule	ZONE 19-263: PUC Rate/Haul Charge (Based on Full Load 26 Tons)	FULL LOAD	1	No	\$	520.00	\$	520.00	Yes	\$	40.56	\$	560.56
119	24-36" Granite Boule	ZONE 19-459: Price per Ton Shall be Honored for up to 100 Tons of M± TON	FULL LOAD	1	No	\$	30.00	\$	30.00	Yes	\$	2.34	\$	32.34
120	24-36" Granite Boule	ZONE 19-459: PUC Rate/Haul Charge (Based on Full Load 26 Tons)	FULL LOAD	1	No	\$	520.00	\$	520.00	Yes	\$	40.56	\$	560.56
121	24-36" Granite Boule	ZONE 19-462: Price per Ton Shall be Honored for up to 100 Tons of M± TON	FULL LOAD	1	No	\$	30.00	\$	30.00	Yes	\$	2.34	\$	32.34
122	24-36" Granite Boule	ZONE 19-462: PUC Rate/Haul Charge (Based on Full Load 26 Tons)	FULL LOAD	1	No	\$	520.00	\$	520.00	Yes	\$	40.56	\$	560.56
123	24-36" Granite Boule	ZONE 19-464: Price per Ton Shall be Honored for up to 100 Tons of M± TON	FULL LOAD	1	No	\$	30.00	\$	30.00	Yes	\$	2.34	\$	32.34
124	24-36" Granite Boule	ZONE 19-464: PUC Rate/Haul Charge (Based on Full Load 26 Tons)	FULL LOAD	1	No	\$	520.00	\$	520.00	Yes	\$	40.56	\$	560.56
125	24-36" Granite Boule	ZONE 19-465: Price per Ton Shall be Honored for up to 100 Tons of M± TON	FULL LOAD	1	No	\$	30.00	\$	30.00	Yes	\$	2.34	\$	32.34
126	24-36" Granite Boule	ZONE 19-465: PUC Rate/Haul Charge (Based on Full Load 26 Tons)	FULL LOAD	1	No	\$	520.00	\$	520.00	Yes	\$	40.56	\$	560.56
127	24-36" Granite Boule	ZONE 19-466: Price per Ton Shall be Honored for up to 100 Tons of M± TON	FULL LOAD	1	No	\$	30.00	\$	30.00	Yes	\$	2.34	\$	32.34
128	24-36" Granite Boule	ZONE 19-466: PUC Rate/Haul Charge (Based on Full Load 26 Tons)	FULL LOAD	1	No	\$	520.00	\$	520.00	Yes	\$	40.56	\$	560.56
					Subtotal		\$	\$	4,400.00					
129	Playground Sand	ZONE 19-236: Price per Ton Shall be Honored for up to 100 Tons of M± TON	FULL LOAD	1	Yes	\$	17.00	\$	17.00	Yes	\$	1.33	\$	18.33
130	Playground Sand	ZONE 19-236: PUC Rate/Haul Charge (Based on Full Load 26 Tons)	FULL LOAD	1	Yes	\$	234.00	\$	234.00	Yes	\$	18.25	\$	252.25
131	Playground Sand	ZONE 19-246: Price per Ton Shall be Honored for up to 100 Tons of M± TON	FULL LOAD	1	Yes	\$	17.00	\$	17.00	Yes	\$	1.33	\$	18.33
132	Playground Sand	ZONE 19-246: PUC Rate/Haul Charge (Based on Full Load 26 Tons)	FULL LOAD	1	Yes	\$	247.00	\$	247.00	Yes	\$	19.27	\$	266.27
133	Playground Sand	ZONE 19-263: Price per Ton Shall be Honored for up to 100 Tons of M± TON	FULL LOAD	1	Yes	\$	17.00	\$	17.00	Yes	\$	1.33	\$	18.33
134	Playground Sand	ZONE 19-263: PUC Rate/Haul Charge (Based on Full Load 26 Tons)	FULL LOAD	1	Yes	\$	247.00	\$	247.00	Yes	\$	19.27	\$	266.27
135	Playground Sand	ZONE 19-459: Price per Ton Shall be Honored for up to 100 Tons of M± TON	FULL LOAD	1	Yes	\$	17.00	\$	17.00	Yes	\$	1.33	\$	18.33
136	Playground Sand	ZONE 19-459: PUC Rate/Haul Charge (Based on Full Load 26 Tons)	FULL LOAD	1	Yes	\$	234.00	\$	234.00	Yes	\$	18.25	\$	252.25
137	Playground Sand	ZONE 19-462: Price per Ton Shall be Honored for up to 100 Tons of M± TON	FULL LOAD	1	Yes	\$	17.00	\$	17.00	Yes	\$	1.33	\$	18.33
138	Playground Sand	ZONE 19-462: PUC Rate/Haul Charge (Based on Full Load 26 Tons)	FULL LOAD	1	Yes	\$	234.00	\$	234.00	Yes	\$	18.25	\$	252.25
139	Playground Sand	ZONE 19-464: Price per Ton Shall be Honored for up to 100 Tons of M± TON	FULL LOAD	1	Yes	\$	17.00	\$	17.00	Yes	\$	1.33	\$	18.33
140	Playground Sand	ZONE 19-464: PUC Rate/Haul Charge (Based on Full Load 26 Tons)	FULL LOAD	1	Yes	\$	234.00	\$	234.00	Yes	\$	18.25	\$	252.25
141	Playground Sand	ZONE 19-465: Price per Ton Shall be Honored for up to 100 Tons of M± TON	FULL LOAD	1	Yes	\$	17.00	\$	17.00	Yes	\$	1.33	\$	18.33

WPL

142	Playground Sand	ZONE 19-465: PUC Rate/Haul Charge (Based on Full Load 26 Tons)	FULL LOAD	1	Yes	\$	234.00	\$	234.00	Yes	\$	18.25	\$	252.25
143	Playground Sand	ZONE 19-466: Price per Ton Shall be Honored for up to 100 Tons of M&T ON		1	Yes	\$	17.00	\$	17.00	Yes	\$	1.33	\$	18.33
144	Playground Sand	ZONE 19-466: PUC Rate/Haul Charge (Based on Full Load 26 Tons)	FULL LOAD	1	Yes	\$	234.00	\$	234.00	Yes	\$	18.25	\$	252.25
	Playground Chip				Subtotal			\$	2,034.00					
145	Playground Chips	ZONE 19-236: Price per Yard	YARD	1	No	\$	48.00	\$	48.00	Yes	\$	3.74	\$	51.74
146	Playground Chips	ZONE 19-236: PUC Rate/Haul Charge for Playground Chips (Based on F FULL LOAD	FULL LOAD	1	No	\$	280.00	\$	280.00	Yes	\$	21.84	\$	301.84
147	Playground Chips	ZONE 19-246: Price per Yard	YARD	1	No	\$	48.00	\$	48.00	Yes	\$	3.74	\$	51.74
148	Playground Chips	ZONE 19-246: PUC Rate/Haul Charge for Playground Chips (Based on F FULL LOAD	FULL LOAD	1	No	\$	315.00	\$	315.00	Yes	\$	24.57	\$	339.57
149	Playground Chips	ZONE 19-263: Price per Yard	YARD	1	No	\$	48.00	\$	48.00	Yes	\$	3.74	\$	51.74
150	Playground Chips	ZONE 19-263: PUC Rate/Haul Charge for Playground Chips (Based on F FULL LOAD	FULL LOAD	1	No	\$	280.00	\$	280.00	Yes	\$	21.84	\$	301.84
151	Playground Chips	ZONE 19-459: Price per Yard	YARD	1	No	\$	48.00	\$	48.00	Yes	\$	3.74	\$	51.74
152	Playground Chips	ZONE 19-459: PUC Rate/Haul Charge for Playground Chips (Based on F FULL LOAD	FULL LOAD	1	No	\$	280.00	\$	280.00	Yes	\$	21.84	\$	301.84
153	Playground Chips	ZONE 19-462: Price per Yard	YARD	1	No	\$	48.00	\$	48.00	Yes	\$	3.74	\$	51.74
154	Playground Chips	ZONE 19-462: PUC Rate/Haul Charge for Playground Chips (Based on F FULL LOAD	FULL LOAD	1	No	\$	280.00	\$	280.00	Yes	\$	21.84	\$	301.84
155	Playground Chips	ZONE 19-464: Price per Yard	YARD	1	No	\$	48.00	\$	48.00	Yes	\$	3.74	\$	51.74
156	Playground Chips	ZONE 19-464: PUC Rate/Haul Charge for Playground Chips (Based on F FULL LOAD	FULL LOAD	1	No	\$	280.00	\$	280.00	Yes	\$	21.84	\$	301.84
157	Playground Chips	ZONE 19-465: Price per Yard	YARD	1	No	\$	48.00	\$	48.00	Yes	\$	3.74	\$	51.74
158	Playground Chips	ZONE 19-465: PUC Rate/Haul Charge for Playground Chips (Based on F FULL LOAD	FULL LOAD	1	No	\$	280.00	\$	280.00	Yes	\$	21.84	\$	301.84
159	Playground Chips	ZONE 19-466: Price per Yard	YARD	1	No	\$	48.00	\$	48.00	Yes	\$	3.74	\$	51.74
160	Playground Chips	ZONE 19-466: PUC Rate/Haul Charge for Playground Chips (Based on F FULL LOAD	FULL LOAD	1	No	\$	280.00	\$	280.00	Yes	\$	21.84	\$	301.84
					Subtotal			\$	2,659.00					
161	Washed Plaster Sand	ZONE 19-236: Price per Ton Shall be Honored for up to 100 Tons of M&T ON	FULL LOAD	1	Yes	\$	17.00	\$	17.00	Yes	\$	1.33	\$	18.33
162	Washed Plaster Sand	ZONE 19-236: PUC Rate/Haul Charge (Based on Full Load 26 Tons)	FULL LOAD	1	Yes	\$	234.00	\$	234.00	Yes	\$	18.25	\$	252.25
163	Washed Plaster Sand	ZONE 19-246: Price per Ton Shall be Honored for up to 100 Tons of M&T ON	FULL LOAD	1	Yes	\$	17.00	\$	17.00	Yes	\$	1.33	\$	18.33
164	Washed Plaster Sand	ZONE 19-246: PUC Rate/Haul Charge (Based on Full Load 26 Tons)	FULL LOAD	1	Yes	\$	247.00	\$	247.00	Yes	\$	19.27	\$	266.27
165	Washed Plaster Sand	ZONE 19-263: Price per Ton Shall be Honored for up to 100 Tons of M&T ON	FULL LOAD	1	Yes	\$	17.00	\$	17.00	Yes	\$	1.33	\$	18.33
166	Washed Plaster Sand	ZONE 19-263: PUC Rate/Haul Charge (Based on Full Load 26 Tons)	FULL LOAD	1	Yes	\$	247.00	\$	247.00	Yes	\$	19.27	\$	266.27
167	Washed Plaster Sand	ZONE 19-459: Price per Ton Shall be Honored for up to 100 Tons of M&T ON	FULL LOAD	1	Yes	\$	17.00	\$	17.00	Yes	\$	1.33	\$	18.33
168	Washed Plaster Sand	ZONE 19-459: PUC Rate/Haul Charge (Based on Full Load 26 Tons)	FULL LOAD	1	Yes	\$	234.00	\$	234.00	Yes	\$	18.25	\$	252.25
169	Washed Plaster Sand	ZONE 19-462: Price per Ton Shall be Honored for up to 100 Tons of M&T ON	FULL LOAD	1	Yes	\$	17.00	\$	17.00	Yes	\$	1.33	\$	18.33
170	Washed Plaster Sand	ZONE 19-462: PUC Rate/Haul Charge (Based on Full Load 26 Tons)	FULL LOAD	1	Yes	\$	234.00	\$	234.00	Yes	\$	18.25	\$	252.25
171	Washed Plaster Sand	ZONE 19-464: Price per Ton Shall be Honored for up to 100 Tons of M&T ON	FULL LOAD	1	Yes	\$	17.00	\$	17.00	Yes	\$	1.33	\$	18.33
172	Washed Plaster Sand	ZONE 19-464: PUC Rate/Haul Charge (Based on Full Load 26 Tons)	FULL LOAD	1	Yes	\$	234.00	\$	234.00	Yes	\$	18.25	\$	252.25
173	Washed Plaster Sand	ZONE 19-465: Price per Ton Shall be Honored for up to 100 Tons of M&T ON	FULL LOAD	1	Yes	\$	17.00	\$	17.00	Yes	\$	1.33	\$	18.33
174	Washed Plaster Sand	ZONE 19-465: PUC Rate/Haul Charge (Based on Full Load 26 Tons)	FULL LOAD	1	Yes	\$	234.00	\$	234.00	Yes	\$	18.25	\$	252.25
175	Washed Plaster Sand	ZONE 19-466: Price per Ton Shall be Honored for up to 100 Tons of M&T ON	FULL LOAD	1	Yes	\$	17.00	\$	17.00	Yes	\$	1.33	\$	18.33
176	Washed Plaster Sand	ZONE 19-466: PUC Rate/Haul Charge (Based on Full Load 26 Tons)	FULL LOAD	1	Yes	\$	234.00	\$	234.00	Yes	\$	18.25	\$	252.25
					Subtotal			\$	2,034.00					
177	4"-8" Cobble Rock	ZONE 19-236: Price per Ton Shall be Honored for up to 100 Tons of M&T ON	FULL LOAD	1	No	\$	30.00	\$	30.00	Yes	\$	2.34	\$	32.34
178	4"-8" Cobble Rock	ZONE 19-236: PUC Rate/Haul Charge (Based on Full Load 26 Tons)	FULL LOAD	1	No	\$	520.00	\$	520.00	Yes	\$	40.56	\$	560.56

wpl

179	4"-8" Cobble Rock	ZONE 19-246: Price per Ton Shall be Honored for up to 100 Tons of M± TON	1 No	\$	30.00	\$	30.00	Yes	\$	2.34	\$	32.34
180	4"-8" Cobble Rock	ZONE 19-246: PUC Rate/Haul Charge (Based on Full Load 26 Tons)	1 No	\$	520.00	\$	520.00	Yes	\$	40.56	\$	560.56
181	4"-8" Cobble Rock	ZONE 19-263: Price per Ton Shall be Honored for up to 100 Tons of M± TON	1 No	\$	30.00	\$	30.00	Yes	\$	2.34	\$	32.34
182	4"-8" Cobble Rock	ZONE 19-263: PUC Rate/Haul Charge (Based on Full Load 26 Tons)	1 No	\$	520.00	\$	520.00	Yes	\$	40.56	\$	560.56
183	4"-8" Cobble Rock	ZONE 19-459: Price per Ton Shall be Honored for up to 100 Tons of M± TON	1 No	\$	30.00	\$	30.00	Yes	\$	2.34	\$	32.34
184	4"-8" Cobble Rock	ZONE 19-459: PUC Rate/Haul Charge (Based on Full Load 26 Tons)	1 No	\$	520.00	\$	520.00	Yes	\$	40.56	\$	560.56
185	4"-8" Cobble Rock	ZONE 19-462: Price per Ton Shall be Honored for up to 100 Tons of M± TON	1 No	\$	30.00	\$	30.00	Yes	\$	2.34	\$	32.34
186	4"-8" Cobble Rock	ZONE 19-462: PUC Rate/Haul Charge (Based on Full Load 26 Tons)	1 No	\$	520.00	\$	520.00	Yes	\$	40.56	\$	560.56
187	4"-8" Cobble Rock	ZONE 19-464: Price per Ton Shall be Honored for up to 100 Tons of M± TON	1 No	\$	30.00	\$	30.00	Yes	\$	2.34	\$	32.34
188	4"-8" Cobble Rock	ZONE 19-464: PUC Rate/Haul Charge (Based on Full Load 26 Tons)	1 No	\$	520.00	\$	520.00	Yes	\$	40.56	\$	560.56
189	4"-8" Cobble Rock	ZONE 19-465: Price per Ton Shall be Honored for up to 100 Tons of M± TON	1 No	\$	30.00	\$	30.00	Yes	\$	2.34	\$	32.34
190	4"-8" Cobble Rock	ZONE 19-465: PUC Rate/Haul Charge (Based on Full Load 26 Tons)	1 No	\$	520.00	\$	520.00	Yes	\$	40.56	\$	560.56
191	4"-8" Cobble Rock	ZONE 19-466: Price per Ton Shall be Honored for up to 100 Tons of M± TON	1 No	\$	30.00	\$	30.00	Yes	\$	2.34	\$	32.34
192	4"-8" Cobble Rock	ZONE 19-466: PUC Rate/Haul Charge (Based on Full Load 26 Tons)	1 No	\$	520.00	\$	520.00	Yes	\$	40.56	\$	560.56
	Boulder		Subtotal		\$	4,400.00						
193	5 ft. Granite Rock	ZONE 19-236: Price per Ton Shall be Honored for up to 100 Tons of M± TON	1 No	\$	30.00	\$	30.00	Yes	\$	2.34	\$	32.34
194	5 ft. Granite Rock	ZONE 19-236: PUC Rate/Haul Charge (Based on Full Load 26 Tons)	1 No	\$	520.00	\$	520.00	Yes	\$	40.56	\$	560.56
195	5 ft. Granite Rock	ZONE 19-246: Price per Ton Shall be Honored for up to 100 Tons of M± TON	1 No	\$	30.00	\$	30.00	Yes	\$	2.34	\$	32.34
196	5 ft. Granite Rock	ZONE 19-246: PUC Rate/Haul Charge (Based on Full Load 26 Tons)	1 No	\$	520.00	\$	520.00	Yes	\$	40.56	\$	560.56
197	5 ft. Granite Rock	ZONE 19-263: Price per Ton Shall be Honored for up to 100 Tons of M± TON	1 No	\$	30.00	\$	30.00	Yes	\$	2.34	\$	32.34
198	5 ft. Granite Rock	ZONE 19-263: PUC Rate/Haul Charge (Based on Full Load 26 Tons)	1 No	\$	520.00	\$	520.00	Yes	\$	40.56	\$	560.56
199	5 ft. Granite Rock	ZONE 19-459: Price per Ton Shall be Honored for up to 100 Tons of M± TON	1 No	\$	30.00	\$	30.00	Yes	\$	2.34	\$	32.34
200	5 ft. Granite Rock	ZONE 19-459: PUC Rate/Haul Charge (Based on Full Load 26 Tons)	1 No	\$	520.00	\$	520.00	Yes	\$	40.56	\$	560.56
201	5 ft. Granite Rock	ZONE 19-462: Price per Ton Shall be Honored for up to 100 Tons of M± TON	1 No	\$	30.00	\$	30.00	Yes	\$	2.34	\$	32.34
202	5 ft. Granite Rock	ZONE 19-462: PUC Rate/Haul Charge (Based on Full Load 26 Tons)	1 No	\$	520.00	\$	520.00	Yes	\$	40.56	\$	560.56
203	5 ft. Granite Rock	ZONE 19-464: Price per Ton Shall be Honored for up to 100 Tons of M± TON	1 No	\$	30.00	\$	30.00	Yes	\$	2.34	\$	32.34
204	5 ft. Granite Rock	ZONE 19-464: PUC Rate/Haul Charge (Based on Full Load 26 Tons)	1 No	\$	520.00	\$	520.00	Yes	\$	40.56	\$	560.56
205	5 ft. Granite Rock	ZONE 19-465: Price per Ton Shall be Honored for up to 100 Tons of M± TON	1 No	\$	30.00	\$	30.00	Yes	\$	2.34	\$	32.34
206	5 ft. Granite Rock	ZONE 19-465: PUC Rate/Haul Charge (Based on Full Load 26 Tons)	1 No	\$	520.00	\$	520.00	Yes	\$	40.56	\$	560.56
207	5 ft. Granite Rock	ZONE 19-466: Price per Ton Shall be Honored for up to 100 Tons of M± TON	1 No	\$	30.00	\$	30.00	Yes	\$	2.34	\$	32.34
208	5 ft. Granite Rock	ZONE 19-466: PUC Rate/Haul Charge (Based on Full Load 26 Tons)	1 No	\$	520.00	\$	520.00	Yes	\$	40.56	\$	560.56
	3/4 crush		Subtotal		\$	4,400.00						
209	3/4" Crush Rock	ZONE 19-236: Price per Ton Shall be Honored for up to 100 Tons of M± TON	1 Yes	\$	11.98	\$	11.98	Yes	\$	0.93	\$	12.91
210	3/4" Crush Rock	ZONE 19-236: PUC Rate/Haul Charge (Based on Full Load 26 Tons)	1 Yes	\$	312.52	\$	312.52	Yes	\$	24.38	\$	336.90
211	3/4" Crush Rock	ZONE 19-246: Price per Ton Shall be Honored for up to 100 Tons of M± TON	1 Yes	\$	11.98	\$	11.98	Yes	\$	0.93	\$	12.91
212	3/4" Crush Rock	ZONE 19-246: PUC Rate/Haul Charge (Based on Full Load 26 Tons)	1 Yes	\$	312.52	\$	312.52	Yes	\$	24.38	\$	336.90
213	3/4" Crush Rock	ZONE 19-263: Price per Ton Shall be Honored for up to 100 Tons of M± TON	1 Yes	\$	11.98	\$	11.98	Yes	\$	0.93	\$	12.91
214	3/4" Crush Rock	ZONE 19-263: PUC Rate/Haul Charge (Based on Full Load 26 Tons)	1 Yes	\$	312.52	\$	312.52	Yes	\$	24.38	\$	336.90
215	3/4" Crush Rock	ZONE 19-459: Price per Ton Shall be Honored for up to 100 Tons of M± TON	1 Yes	\$	11.98	\$	11.98	Yes	\$	0.93	\$	12.91
216	3/4" Crush Rock	ZONE 19-459: PUC Rate/Haul Charge (Based on Full Load 26 Tons)	1 Yes	\$	312.52	\$	312.52	Yes	\$	24.38	\$	336.90

217	3/4" Crush Rock	ZONE 19-462: Price per Ton Shall be Honored for up to 100 Tons of M± TON	1 Yes	\$	11.98	\$	0.93	\$	12.91
218	3/4" Crush Rock	ZONE 19-462: PUC Rate/Haul Charge (Based on Full Load 26 Tons)	1 Yes	\$	299.52	\$	23.36	\$	322.88
219	3/4" Crush Rock	ZONE 19-464: Price per Ton Shall be Honored for up to 100 Tons of M± TON	1 Yes	\$	11.98	\$	0.93	\$	12.91
220	3/4" Crush Rock	ZONE 19-464: PUC Rate/Haul Charge (Based on Full Load 26 Tons)	1 Yes	\$	306.02	\$	23.87	\$	329.89
221	3/4" Crush Rock	ZONE 19-465: Price per Ton Shall be Honored for up to 100 Tons of M± TON	1 Yes	\$	11.98	\$	0.93	\$	12.91
222	3/4" Crush Rock	ZONE 19-465: PUC Rate/Haul Charge (Based on Full Load 26 Tons)	1 Yes	\$	312.52	\$	24.38	\$	336.90
223	3/4" Crush Rock	ZONE 19-466: Price per Ton Shall be Honored for up to 100 Tons of M± TON	1 Yes	\$	11.98	\$	0.93	\$	12.91
224	3/4" Crush Rock	ZONE 19-466: PUC Rate/Haul Charge (Based on Full Load 26 Tons)	1 Yes	\$	312.52	\$	24.38	\$	336.90
112cr		Subtotal		\$	2,576.50				
225	1-1/2" Crushed Rock	ZONE 19-236: Price per Ton Shall be Honored for up to 100 Tons of M± TON	1 Yes	\$	16.90	\$	1.32	\$	18.22
226	1-1/2" Crushed Rock	ZONE 19-236: PUC Rate/Haul Charge (Based on Full Load 26 Tons)	1 Yes	\$	236.60	\$	18.45	\$	255.05
227	1-1/2" Crushed Rock	ZONE 19-246: Price per Ton Shall be Honored for up to 100 Tons of M± TON	1 Yes	\$	16.90	\$	1.32	\$	18.22
228	1-1/2" Crushed Rock	ZONE 19-246: PUC Rate/Haul Charge (Based on Full Load 26 Tons)	1 Yes	\$	249.60	\$	19.47	\$	269.07
229	1-1/2" Crushed Rock	ZONE 19-263: Price per Ton Shall be Honored for up to 100 Tons of M± TON	1 Yes	\$	16.90	\$	1.32	\$	18.22
230	1-1/2" Crushed Rock	ZONE 19-263: PUC Rate/Haul Charge (Based on Full Load 26 Tons)	1 Yes	\$	262.60	\$	20.48	\$	283.08
231	1-1/2" Crushed Rock	ZONE 19-459: Price per Ton Shall be Honored for up to 100 Tons of M± TON	1 Yes	\$	16.90	\$	1.32	\$	18.22
232	1-1/2" Crushed Rock	ZONE 19-459: PUC Rate/Haul Charge (Based on Full Load 26 Tons)	1 Yes	\$	275.60	\$	21.50	\$	297.10
233	1-1/2" Crushed Rock	ZONE 19-462: Price per Ton Shall be Honored for up to 100 Tons of M± TON	1 Yes	\$	16.90	\$	1.32	\$	18.22
234	1-1/2" Crushed Rock	ZONE 19-462: PUC Rate/Haul Charge (Based on Full Load 26 Tons)	1 Yes	\$	236.60	\$	18.45	\$	255.05
235	1-1/2" Crushed Rock	ZONE 19-464: Price per Ton Shall be Honored for up to 100 Tons of M± TON	1 Yes	\$	16.90	\$	1.32	\$	18.22
236	1-1/2" Crushed Rock	ZONE 19-464: PUC Rate/Haul Charge (Based on Full Load 26 Tons)	1 Yes	\$	249.60	\$	19.47	\$	269.07
237	1-1/2" Crushed Rock	ZONE 19-465: Price per Ton Shall be Honored for up to 100 Tons of M± TON	1 Yes	\$	16.90	\$	1.32	\$	18.22
238	1-1/2" Crushed Rock	ZONE 19-465: PUC Rate/Haul Charge (Based on Full Load 26 Tons)	1 Yes	\$	243.10	\$	18.96	\$	262.06
239	1-1/2" Crushed Rock	ZONE 19-466: Price per Ton Shall be Honored for up to 100 Tons of M± TON	1 Yes	\$	16.90	\$	1.32	\$	18.22
240	1-1/2" Crushed Rock	ZONE 19-466: PUC Rate/Haul Charge (Based on Full Load 26 Tons)	1 Yes	\$	236.60	\$	18.45	\$	255.05
112g		Subtotal		\$	2,125.50				
241	2" River Rock	ZONE 19-236: Price per Ton Shall be Honored for up to 100 Tons of M± TON	1 No	\$	15.50	\$	1.21	\$	16.71
242	2" River Rock	ZONE 19-236: PUC Rate/Haul Charge (Based on Full Load 26 Tons)	1 No	\$	260.00	\$	20.28	\$	280.28
243	2" River Rock	ZONE 19-246: Price per Ton Shall be Honored for up to 100 Tons of M± TON	1 No	\$	15.50	\$	1.21	\$	16.71
244	2" River Rock	ZONE 19-246: PUC Rate/Haul Charge (Based on Full Load 26 Tons)	1 No	\$	273.00	\$	21.29	\$	294.29
245	2" River Rock	ZONE 19-263: Price per Ton Shall be Honored for up to 100 Tons of M± TON	1 No	\$	15.50	\$	1.21	\$	16.71
246	2" River Rock	ZONE 19-263: PUC Rate/Haul Charge (Based on Full Load 26 Tons)	1 No	\$	286.00	\$	22.31	\$	308.31
247	2" River Rock	ZONE 19-459: Price per Ton Shall be Honored for up to 100 Tons of M± TON	1 No	\$	15.50	\$	1.21	\$	16.71
248	2" River Rock	ZONE 19-459: PUC Rate/Haul Charge (Based on Full Load 26 Tons)	1 No	\$	279.50	\$	21.80	\$	301.30
249	2" River Rock	ZONE 19-462: Price per Ton Shall be Honored for up to 100 Tons of M± TON	1 No	\$	15.50	\$	1.21	\$	16.71
250	2" River Rock	ZONE 19-462: PUC Rate/Haul Charge (Based on Full Load 26 Tons)	1 No	\$	260.00	\$	20.28	\$	280.28
251	2" River Rock	ZONE 19-464: Price per Ton Shall be Honored for up to 100 Tons of M± TON	1 No	\$	15.50	\$	1.21	\$	16.71
252	2" River Rock	ZONE 19-464: PUC Rate/Haul Charge (Based on Full Load 26 Tons)	1 No	\$	273.00	\$	21.29	\$	294.29
253	2" River Rock	ZONE 19-465: Price per Ton Shall be Honored for up to 100 Tons of M± TON	1 No	\$	15.50	\$	1.21	\$	16.71
254	2" River Rock	ZONE 19-465: PUC Rate/Haul Charge (Based on Full Load 26 Tons)	1 No	\$	266.50	\$	20.79	\$	287.29

255 2" River Rock	ZONE 19-466: Price per Ton Shall be Honored for up to 100 Tons of Material	1 No	15.50	15.50	15.50	Yes	1.21	16.71
256 2" River Rock	ZONE 19-466: PUC Rate/Haul Charge (Based on Full Load 26 Tons)	1 No	273.00	273.00	273.00	Yes	21.29	294.29
257 MISCELLANEOUS	Stand-by Fee (Per Minute for Standing and Unloading Time in Excess of 10 Minutes)	Subtotal	48,372.60	48,372.60	2,295.00		3,773.06	52,145.66
		1 Yes	1.50	1.50	1.50	Yes		
		Subtotal						
		Total						



U.S. BUREAU OF LABOR STATISTICS

Bureau of Labor Statistics > Geographic Information > Western > News Release

Western Information Office

Search Western Region

Western Home

Western Geography

Western Subjects

Western Archives

Contact Western

News Release Information

22-2002-SAN
Thursday, October 13, 2022

Contacts

Technical information:
(415) 625-2270
BLInfoSF@bls.gov
www.bls.gov/regions/west

Media contact:
(415) 625-2270

Related Links

[CPI historical databases](#)

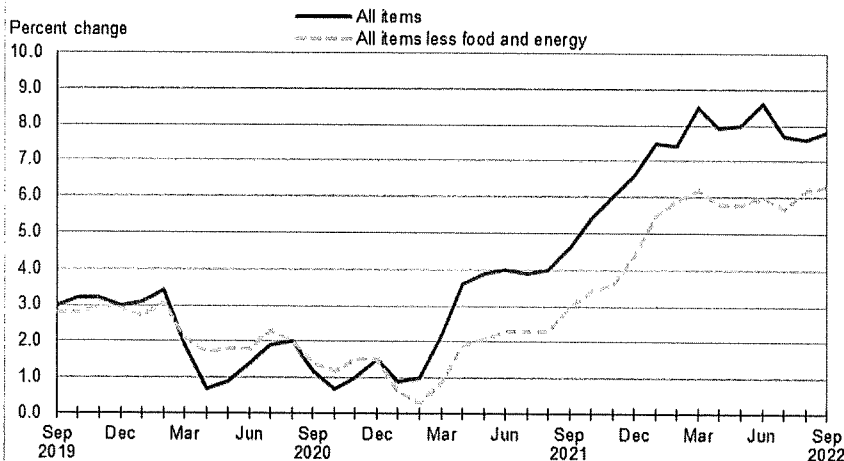
Consumer Price Index, Los Angeles area — September 2022

Area prices were up 0.5 percent over the past month, up 7.8 percent from a year ago

Prices in the Los Angeles area, as measured by the Consumer Price Index for All Urban Consumers (CPI-U), increased 0.5 percent in September, the U.S. Bureau of Labor Statistics reported today. (See [table A](#).) Regional Commissioner Chris Rosenlund noted that the September increase was influenced by higher prices for shelter and food. (Data in this report are not seasonally adjusted. Accordingly, month-to-month changes may reflect seasonal influences.)

Over the last 12 months, the CPI-U increased 7.8 percent. (See [chart 1](#) and [table A](#).) Food prices rose 9.7 percent. Energy prices rose 22.0 percent, largely the result of an increase in the price of gasoline. The index for all items less food and energy increased 6.3 percent over the year. (See [table 1](#).)

Chart 1. Over-the-year percent change in CPI-U, Los Angeles-Long Beach-Anaheim, CA, September 2019–September 2022



Source: U.S. Bureau of Labor Statistics.

[View Chart Data](#)

Food

Food prices rose 1.0 percent for the month of September. (See [table 1.](#)) Prices for food at home rose 1.5 percent, with higher prices in five of the six grocery categories. Prices for food away from home increased 0.4 percent for the same period.

Over the year, food prices rose 9.7 percent. Prices for food at home increased 13.0 percent since a year ago. Price increases across food at home expenditure categories ranged from 6.4 percent for meats, poultry, fish, and eggs to 20.8 percent for other food at home. Prices for food away from home increased 5.8 percent.

Energy

The energy index increased 1.4 percent over the month. The increase was mainly due to higher prices for gasoline (2.4 percent). Prices for electricity were unchanged, while prices for natural gas service declined 0.1 percent for the same period.

Energy prices rose 22.0 percent over the year, largely due to higher prices for gasoline (25.3 percent). Prices paid for natural gas service rose 30.6 percent, and prices for electricity advanced 9.7 percent during the past year.

All items less food and energy

The index for all items less food and energy increased 0.3 percent in September. Higher prices for apparel (1.5 percent) and shelter (0.4 percent) were partially offset by lower prices for used cars and trucks (-4.4 percent), education and communication (-1.4 percent), and other goods and services (-0.8 percent).

Over the year, the index for all items less food and energy increased 6.3 percent. Components contributing to the increase included new and used motor vehicles (15.2 percent), medical care (6.8 percent), and shelter (5.4 percent).

Table A. Los Angeles-Long Beach-Anaheim, CA, CPI-U 1-month and 12-month percent changes, all items index, not seasonally adjusted

Month	2018		2019		2020		2021		2022	
	1-month	12-month	1-month	12-month	1-month	12-month	1-month	12-month	1-month	12-month
January	0.8	3.5	0.7	3.2	0.8	3.1	0.2	0.9	1.1	7.5
February	0.7	3.6	0.1	2.5	0.3	3.4	0.4	1.0	0.3	7.4
March	0.4	3.8	0.6	2.7	0.7	1.9	0.5	2.2	1.5	8.5
April	0.4	4.0	1.0	3.3	-0.3	0.7	1.1	3.6	0.5	7.9
May	0.4	4.1	0.2	3.1	0.4	0.9	0.6	3.9	0.8	8.0
June	-0.2	4.0	0.0	3.3	0.5	1.4	0.6	4.0	1.1	8.6
July	0.2	3.9	0.1	3.3	0.6	1.9	0.6	3.9	-0.2	7.7
August	0.2	3.9	0.0	3.0	0.1	2.0	0.2	4.0	0.1	7.6
September	0.5	3.9	0.5	3.0	-0.3	1.2	0.3	4.6	0.5	7.8
October	0.5	4.1	0.7	3.2	0.2	0.7	0.9	5.4		
November	-0.3	3.6	-0.3	3.2	0.1	1.0	0.6	6.0		
December	-0.3	3.2	-0.6	3.0	-0.2	1.5	0.4	6.6		

The October 2022 Consumer Price Index for the Los Angeles area is scheduled to be released on November 10, 2022.

Technical Note

The Consumer Price Index (CPI) is a measure of the average change in prices over time in a fixed market basket of goods and services. The Bureau of Labor Statistics publishes CPIs for two population groups: (1) a CPI for All Urban Consumers (CPI-U) which covers approximately 93 percent of the total U.S. population and (2) a CPI for Urban Wage Earners and Clerical Workers (CPI-W) which covers approximately 29 percent of the total U.S. population. The CPI-U includes, in addition to wage earners and clerical workers, groups such as professional, managerial, and technical workers, the self-employed, short-term workers, the unemployed, and retirees and others not in the labor force.

The CPI is based on prices of food, clothing, shelter, and fuels, transportation fares, charges for doctors' and dentists' services, drugs, and the other goods and services that people buy for day-to-day living. Each month, prices are collected in 75 urban areas across the country from about 6,000 housing units and approximately 22,000 retail establishments—department stores, supermarkets, hospitals, filling stations, and other types of stores and service establishments. All taxes directly associated with the purchase and use of items are included in the index.

The index measures price changes from a designated reference date; for most of the CPI-U the reference base is 1982-84 equals 100. An increase of 7 percent from the reference base, for example, is shown as 107.000. Alternatively, that relationship can also be expressed as the price of a base period market basket of goods and services rising from \$100 to \$107. For further details see the CPI home page on the Internet at www.bls.gov/cpi and the CPI section of the BLS Handbook of Methods available on the Internet at www.bls.gov/opub/hom/cpi/.

In calculating the index, price changes for the various items in each location are averaged together with weights that represent their importance in the spending of the appropriate population group. Local data are then combined to obtain a U.S. city average. Because the sample size of a local area is smaller, the local area index is subject to substantially more sampling and other measurement error than the national index. In addition, local indexes are not adjusted for seasonal influences. As a result, local area indexes show greater volatility than the national index, although their long-term trends are quite similar. **NOTE: Area indexes do not measure differences in the level of prices between cities; they only measure the average change in prices for each area since the base period.**

The Los Angeles-Long Beach-Anaheim, CA metropolitan area includes Los Angeles and Orange Counties in California.

Information in this release will be made available to sensory impaired individuals upon request. Voice phone: 202-691-5200; Telecommunications Relay Service: 7-1-1.

Table 1. Consumer Price Index for All Urban Consumers (CPI-U): Indexes and percent changes for selected periods

Los Angeles-Long Beach-Anaheim (1982-84=100 unless otherwise noted)

Item and Group	Indexes	Percent change from-
----------------	---------	----------------------

	Historical data	Jul. 2022	Aug. 2022	Sep. 2022	Sep. 2021	Jul. 2022	Aug. 2022
Expenditure category							
All items	U.S.	313.415	313.608	315.033	7.8	0.5	0.5
All items (1967=100)	U.S.	925.967	926.537	930.748	-	-	-
Food and beverages	U.S.	316.016	317.736	320.536	9.4	1.4	0.9
Food	U.S.	317.530	319.021	322.266	9.7	1.5	1.0
Food at home	U.S.	309.766	310.558	315.111	13.0	1.7	1.5
Cereals and bakery products	U.S.	325.385	331.841	337.095	16.4	3.6	1.6
Meats, poultry, fish, and eggs	U.S.	337.476	337.247	338.514	6.4	0.3	0.4
Dairy and related products	U.S.	302.333	304.347	300.335	13.5	-0.7	-1.3
Fruits and vegetables	U.S.	420.071	417.611	421.582	10.7	0.4	1.0
Nonalcoholic beverages and beverage materials(1)	U.S.	295.495	296.194	303.892	11.2	2.8	2.6
Other food at home	U.S.	243.595	244.159	252.369	20.8	3.6	3.4
Food away from home	U.S.	319.227	321.602	323.031	5.8	1.2	0.4
Alcoholic beverages	U.S.	274.646	279.473	275.849	4.5	0.4	-1.3
Housing	U.S.	349.523	352.247	353.666	6.1	1.2	0.4
Shelter	U.S.	397.446	400.693	402.407	5.4	1.2	0.4
Rent of primary residence(2)	U.S.	420.576	423.239	425.229	5.3	1.1	0.5
Owners' equiv. rent of residences(2)(3)	U.S.	412.096	415.107	418.239	5.6	1.5	0.8
Owners' equiv. rent of primary residence(1)(2)	U.S.	412.073	415.083	418.215	5.6	1.5	0.8
Fuels and utilities	U.S.	438.677	450.050	449.727	13.7	2.5	-0.1
Household energy	U.S.	392.117	405.977	405.583	16.6	3.4	-0.1
Energy services(2)	U.S.	390.049	403.902	403.730	16.6	3.5	0.0
Electricity(2)	U.S.	424.685	424.685	424.685	9.7	0.0	0.0
Utility (piped) gas service(2)	U.S.	364.677	404.711	404.215	30.6	10.8	-0.1
Household furnishings and operations	U.S.	132.307	130.500	131.327	6.5	-0.7	0.6
Apparel	U.S.	112.323	122.620	124.475	12.8	10.8	1.5
Transportation	U.S.	279.034	269.677	272.931	15.9	-2.2	1.2
Private transportation	U.S.	281.262	272.449	275.222	15.3	-2.1	1.0
New and used motor vehicles(4)	U.S.	116.193	116.345	116.884	15.2	0.6	0.5
New vehicles(1)	U.S.	194.191	194.828	194.696	6.6	0.3	-0.1
Used cars and trucks(1)	U.S.	406.991	405.360	387.496	8.1	-4.8	-4.4
Motor fuel	U.S.	451.041	406.125	415.712	25.6	-7.8	2.4
Gasoline (all types)	U.S.	439.859	395.770	405.371	25.3	-7.8	2.4
Gasoline, unleaded regular(4)	U.S.	441.781	396.978	406.580	25.5	-8.0	2.4
Gasoline, unleaded midgrade(4)(5)	U.S.	418.631	377.878	387.495	24.9	-7.4	2.5
Gasoline, unleaded premium(4)	U.S.	417.067	377.309	386.549	24.6	-7.3	2.4
Medical care	U.S.	557.440	546.372	547.429	6.8	-1.8	0.2
Recreation(6)	U.S.	119.450	120.067	119.993	3.7	0.5	-0.1
Education and communication(6)	U.S.	155.764	157.399	155.189	1.7	-0.4	-1.4
Tuition, other school fees, and child care(1)	U.S.	2,170.105	2,216.400	2,193.934	7.0	1.1	-1.0
Other goods and services	U.S.	488.129	489.187	485.279	4.1	-0.6	-0.8
Commodity and service group							
All items	U.S.	313.415	313.608	315.033	7.8	0.5	0.5
Commodities	U.S.	220.404	218.853	219.715	10.1	-0.3	0.4
Commodities less food & beverages	U.S.	170.243	167.480	167.525	10.8	-1.6	0.0
Nondurables less food & beverages	U.S.	238.862	232.395	235.332	14.2	-1.5	1.3
Footnotes							
(1) Indexes on a December 1977=100 base.							
(2) This index series was calculated using a Laspeyres estimator. All other item stratum index series were calculated using a geometric means estimator.							
(3) Indexes on a December 1982=100 base.							
(4) Special index based on a substantially smaller sample.							
(5) Indexes on a December 1993=100 base.							
(6) Indexes on a December 1997=100 base.							
- Data not available							
NOTE: Index applies to a month as a whole, not to any specific date.							

Durables	12M	106.710	106.495	104.841	6.6	-1.8	-1.6
Services	12M	395.063	396.914	398.845	6.6	1.0	0.5
Special aggregate indexes							
All items less medical care	12M	302.707	303.339	304.774	7.9	0.7	0.5
All items less shelter	12M	276.302	275.119	276.418	9.4	0.0	0.5
Commodities less food	12M	175.215	172.615	172.565	10.5	-1.5	0.0
Nondurables	12M	278.960	276.532	279.420	11.4	0.2	1.0
Nondurables less food	12M	244.139	238.295	240.859	13.4	-1.3	-1.1
Services less rent of shelter(4)	12M	402.499	402.260	404.555	8.4	0.5	0.6
Services less medical care services	12M	379.974	382.702	384.634	6.5	1.2	0.5
Energy	12M	429.904	408.390	414.015	22.0	-3.7	1.4
All items less energy	12M	308.450	309.953	311.134	6.8	0.9	0.4
All items less food and energy	12M	306.958	308.463	309.292	6.3	0.8	0.3
Footnotes							
(1) Indexes on a December 1977=100 base.							
(2) This index series was calculated using a Laspeyres estimator. All other item stratum index series were calculated using a geometric means estimator.							
(3) Indexes on a December 1982=100 base.							
(4) Special index based on a substantially smaller sample.							
(5) Indexes on a December 1993=100 base.							
(6) Indexes on a December 1997=100 base.							
- Data not available							
NOTE: Index applies to a month as a whole, not to any specific date.							

Last Modified Date: Thursday, October 13, 2022

U.S. BUREAU OF LABOR STATISTICS Western Information Office Attn: EA & I, 90 Seventh Street Suite 14-100 San Francisco, CA 94103-6715

Telephone:1-415-625-2270 www.bls.gov/regions/west Contact Western Region