



CITY OF LONG BEACH

DEPARTMENT OF PUBLIC WORKS

R-49

333 West Ocean Boulevard • Long Beach, CA 90802 • (562) 570-6383 • FAX (562) 570-6012

November 14, 2006

HONORABLE MAYOR AND CITY COUNCIL
City of Long Beach
California

RECOMMENDATION:

Receive and file the attached Airport activities report. (District 5)

DISCUSSION

Included is the Monthly Airport Activity Report for September 2006.

Airport Passenger, General Aviation (GA) and Cargo Activity - The Monthly Airport Activity Report provides monthly and year-to-date statistics for airline passengers (total and enplaned), aircraft operations by user category, and cargo carrier tonnage. Total passenger counts through September were 2,103,012 compared to last year's 2,322,029, a decrease of 9.4%. The decrease in total passengers is attributed primarily to the discontinuance of service by American Airlines. GA operations, year-to-date, compared to last year are up 4.1%, (275,784 operations vs. 267,984). Cargo volumes, year-to-date, are down 7.7% (37,731 tons vs. 40,878).

Noise Activity - The Monthly Airport Noise Statistics Report includes four separate reports with current month and year-to-date totals. The four reports are as follows:

- Noise Complaints – Summarizes noise complaint information for commercial (which includes cargo carriers), GA, and other operations.
- Noise Complaint Plot Map – Identifies the origin of the complaint.
- Commercial Late Night Activity – Summarizes activity between 10:00 p.m. to 11:00 p.m. and 11:00 p.m. to 7:00 a.m. by airline.
- Noise Violations – Summarizes violations for airline and GA operations. Provides a complete listing of each violation, includes violator's name, date and time of violation, aircraft type, aircraft noise level, and the time specific allowable noise level.

The Airport's Noise Office receives and investigates noise inquiries and complaints from local residents and residents who live outside of Long Beach. For the month of

ADMINISTRATION,
PLANNING & FACILITIES
333 W. Ocean Blvd., 9th Floor
Long Beach, CA 90802
Ph. (562) 570-6383
Fax (562) 570-6012

AIRPORT
4100 Donald Douglas Dr.
Long Beach, CA 90808
Ph. (562) 570-2600
Fax (562) 570-2601

ENGINEERING & STREET
MAINTENANCE
333 W. Ocean Blvd., 9th Floor
Long Beach, CA. 90802
Ph. (562) 570-6634
Fax (562) 570-6012

ENVIRONMENTAL
SERVICES
2929 E. Willow Street
Long Beach, CA 90806
Ph. (562) 570-2850
Fax (562) 570-2854

FLEET SERVICES
2600 Temple Avenue
Long Beach, CA 90806
Ph. (562) 570-5400
Fax (562) 570-5414

TRAFFIC &
TRANSPORTATION
333 W. Ocean Blvd., 10th Floor
Long Beach, CA 90802
Ph. (562) 570-6331
Fax (562) 570-7184

September, the Noise Office received 666 complaints compared to 315 complaints received during the same period in 2005.

Further analysis of the combined noise complaints revealed the following:

- Total number of complainants: 68
- 14% (91 of 666) of the complaints were related to operations between 10:00 p.m. and 7:00 a.m.
- 5.2% (35 of 666) of the complainants reside in Seal Beach or Huntington Beach.

During the month of September, the noise complaint totals and percentages were significantly impacted by the fact that 448 of the 666 complaints related to helicopter activity, which occurred during between 7:00 am to 10:00 pm.

The above referenced information is displayed on the Airport's website (www.lgb.org).

Other Airport Activity

▪ ANNUAL NOISE ANALYSIS BUDGET

During the 2005-2006 Noise Budget Year, which runs from October 1 through September 30, the Airport operated less than the 41 minimum commercial flight operations, provided for under the City's Airport Noise Compatibility Ordinance. Because of the lack of airline noise budget data based upon full use of 41 flights, no formal airline noise budget development is necessary, and no air carrier flight slots will be available for allocation during the 2006 – 2007 Noise Budget Year.

▪ FLIGHT SLOT ALLOCATION

United Parcel Service (UPS) has requested allocation of unused flights during the upcoming holiday period. Per the Flight Allocation Procedures Resolution, qualified airlines may request the reservation of flights, which are anticipated to be unused. UPS has requested up to three additional daily flights during the November 20 through December 22, 2006 period.

The two passenger airlines, Alaska and JetBlue, that were recently allocated Air Carrier Flight Slots, do not anticipate commencing operation of those slots until after the above period. In addition, JetBlue will be operating less than its full complement of allocated flight slots during the timeframe. Because of this availability, United Parcel Service has been allocated up to three unused flights for use from November 20 through December 22, 2006.

- **NATIONAL BUSINESS AVIATION ASSOCIATION (NBAA) Regional Forum**
On November 16, 2006, the NBAA will host its Regional Forum in Long Beach at Toyota Airflite. The NBAA Regional Forums are learning and networking experiences designed to meet the needs of regional business aviation operators, and vendors from across the United States. The daylong event is expected to attract hundreds of attendees, feature approximately 30 aircraft on static display and 60 indoor exhibitors. Additionally, there will be seminars and briefings for the business aviation community in Southern California. This event is not open to the general public.

- **PORTRAITS OF HOPE – Long Beach Airport Control Tower Project**

Portraits of Hope is a non-profit program that conceives and develops educational and artistic collaborative projects for children in hospitals, schools, and after-school programs that culminate in "spectacular, one-of-a-kind, public art works." Portraits of Hope projects have been featured prominently in national and international television, radio, and print media. The LB Airport Control Tower Project will create an 8,000 sq. ft. artwork that will be temporarily installed over the concrete sides of the Long Beach Airport Control Tower.

The project is expected to begin in December and be completed during early 2007.

TIMING CONSIDERATIONS

City Council action is not time critical.

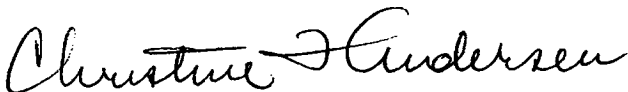
FISCAL IMPACT

None.

SUGGESTED ACTION:

Approve recommendation.

Respectfully submitted,



CHRISTINE F. ANDERSEN
DIRECTOR OF PUBLIC WORKS

CFA: SDJ: bp
P:\ccitrs\fy0607\Novt\Airport Monthly Activity Reports

Attachment

APPROVED:


 GERALD R. MILLER
CITY MANAGER



City of Long Beach
Working Together to Serve

Memorandum

Date: October 26, 2006
To: Airport Advisory Commission
From: Dennis Rambeau, Operations Specialist II, Airport Bureau
Subject: MONTHLY AIRPORT ACTIVITY REPORTS FOR SEPTEMBER 2006

Please find attached the following reports:

- **Airport Activity Report**
- **Noise Complaint Report**
- **Plot of Complainants**
- **Late Night Activity**
- **Noise Violation Report**
- **Noise Violation List**



MONTHLY AIRPORT ACTIVITY REPORT

September 2006

Current Month and Calendar Year To Date Statistics

	September			January through September		
	2006	2005	%Change	2006	2005	%Change
<u>Total Passenger Traffic</u>	199,733	233,153	-14.3%	2,103,012	2,322,029	-9.4%
<u>Enplaned Passengers</u>	<u>Load Factor</u>	<u>Load Factor</u>		<u>Load Factor</u>	<u>Load Factor</u>	
Alaska	63% 10,077	73% 8,429	19.6%	75% 88,968	76% 81,389	9.3%
US Airways/America West	59% 5,335	73% 9,362	-43.0%	75% 74,848	75% 84,987	-11.9%
American Airlines	0% 0	76% 11,835	-100.0%	74% 24,813	81% 133,618	-81.4%
Delta/Skywest	76% 4,091	0% 0		87% 29,936	0% 0	
JetBlue Airways	76% 80,919	79% 88,615	-8.7%	84% 839,077	88% 868,824	-3.4%
Total	74% 100,422	78% 118,241	-15.1%	82% 1,057,642	85% 1,168,818	-9.5%
<u>Airline Landings</u>	1,020	1,093	-6.7%	9,520	9,762	-2.5%
<u>Aircraft Operations (FAA)</u>						
Air + Commuter Carriers	2,020	2,424	-16.7%	19,458	21,733	-10.5%
Air Taxi & General Aviation	30,045	26,860	11.9%	255,827	245,798	4.1%
Military	54	43	25.6%	499	453	10.2%
Total	32,119	29,327	9.5%	275,784	267,984	2.9%
<u>Air Cargo</u>						
US Tons	3,848	4,581	-16.0%	37,731	40,878	-7.7%
Metric Tons	3,490	4,155	-16.0%	34,222	37,076	-7.7%

Note:
 During the month, LGB airport had 40 allocated air carrier flight slots- Alaska (5), US Airways/AW (4), JetBlue (28), Airborne (1), FedEx (1), UPS (2) and 5 allocated commuter carrier flight slots - US Airways/America West (1), Delta (4)

Definitions:

- Total Passenger Traffic** – Total number of airline passengers both enplaned (departing) and deplaned (arriving).
- Aircraft Operations** – Aircraft takeoff, landing, or transition through the airspace controlled by the FAA's Long Beach air traffic control tower.
- Air Carrier** – A scheduled carrier, certificated under FAA Regulations (FAR) Parts 121, 125 or 135, max. takeoff weight of 75,000 lbs (passengers or cargo) or over.
- Commuter Carrier** - A scheduled carrier, certificated under FAA Regulations (FAR) Parts 121, 125 or 135, max. takeoff weight under 75,000 lbs
- Air Taxi** – Aircraft that provide public transportation of persons and/or property on-demand.
- General Aviation** – Aviation activity other than scheduled air carriers flights, flights by industrial operators or by charter and flights by public aircraft
- Air Cargo** – Cargo carried by aircraft, both inbound and outbound.



LONG BEACH AIRPORT MONTHLY REPORT

NOISE COMPLAINTS

September 2006

Current Month and CY-T-D Statistics for Long Beach Airport

	September 2006			CY-T-D 2006		
	2006	2005	%Change	2006	2005	%Change
<u>Air Carrier & Commuter Complaints</u>						
Passenger & Cargo Aircraft	129	149	-13.4%	1,333	1,964	-32.1%
<u>Non-Commercial Complaints</u>						
Jets	64	112	-42.9%	588	726	-19.0%
Props	25	34	-26.5%	203	313	-35.1%
Helicopters	448	20		721	102	
Other	0	0		6	0	
Subtotal	537	166		1,518	1,141	33.0%
TOTAL NOISE COMPLAINTS	666	315	111.4%	2,851	3,105	-8.2%
<u>Airport Operations (FAA)</u>						
Air Carrier + Commuter Carriers	2,020	2,424	-16.7%	19,458	21,733	-10.5%
Air Taxi + General Aviation	30,045	26,860	11.9%	255,827	245,798	4.1%
Military Operations	54	43	25.6%	499	453	10.2%
TOTAL AIRCRAFT OPERATIONS	32,119	29,327	9.5%	243,665	238,657	2.1%


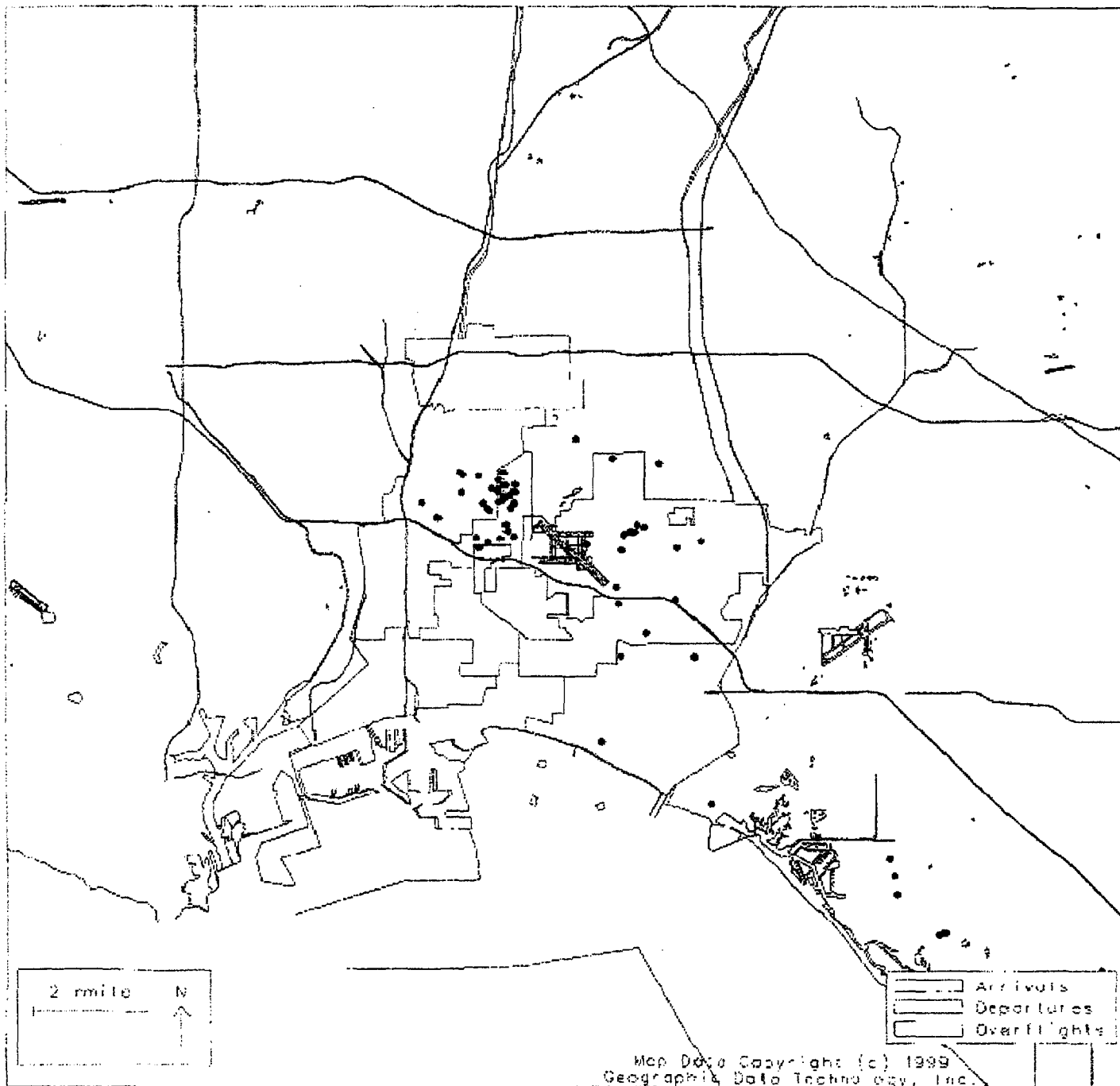
Notes:

Number of Complainants: 68

14% (91 of 666) of the complaints were related to operations between 10pm and 7am

5.2% (35 of 666) of the complaints came from complainants residing in Seal Beach or Huntington Beach

*** City Noise Ordinance currently allows for 41 air carrier and 25 commuter carrier flight slots, for a total of 66 daily flights.**



LONG BEACH
A I R P O R T

Noise Complainants
September 2006



**LONG BEACH AIRPORT MONTHLY REPORT
COMMERCIAL LATE NIGHT ACTIVITY (10pm - 7am)
September 2006**

Current Month and CY-T-D Statistics for Long Beach Airport

	September 2006			CY-T-D 2006		
	2006	2005	%Change	2006	2005	%Change
<u>Air Carrier & Commuter Operations</u>	2,020	2,424	-16.7%	19,458	21,733	-10.5%
10pm - 11pm Operations						
Alaska	2	2	0.0%	39	42	-7.1%
American Airlines	0	0		2	19	-89.5%
Delta/SkyWest	0	0		2	0	
DHL/Airborne	0	0		0	0	
FedEx	0	1		1	1	
JetBlue Airways	24	21	14.3%	276	286	-3.5%
UPS	0	0		0	1	
US Airways/America West	0	7		7	38	-81.6%
Total	26	31	-16.1%	327	387	-15.5%
11pm - 7am Operations						
Alaska	0	0		1	6	
American Airlines	0	0		0	0	
Delta/SkyWest	0	0		2	0	
DHL/Airborne	0	0		0	0	
FedEx	0	0		0	0	
JetBlue Airways*	4	3		69	38	81.6%
US Airways/America West	0	0		0	4	
UPS	0	0		0	0	
Total	4	3	33.3%	72	48	50.0%
10 pm - 7 am Grand Total	30	34	-11.8%	399	435	-8.3%

Notes:

* 1.3% (26 of 2,020) of total commercial operations occurred between 10pm - 7am.

* 1.0 flights - Nightly average for ALL late night commercial flights, includes unanticipated delays.

* 0.13 flights - Nightly average for commercial flights after 11 PM.



LONG BEACH AIRPORT MONTHLY REPORT NOISE VIOLATIONS

September 2006

Current Month and CY-T-D Statistics for Long Beach Airport
September 2006

CY-T-D 2006

	2006	2005	%Change	2006	2005	%Change
<u>Air Carrier Violations</u>						
Alaska	0	0		2	3	-33.3%
American Airlines	0	0		0	7	
DHL/Airborne	0	0		0	0	
FedEx	0	0		0	0	
JetBlue Airways*	1	2		65	31	109.7%
UPS	0	0		3	2	50.0%
US Airways/America West	0	0		0	2	
Total	1	2	-50.0%	70	45	55.6%
<u>Commuter Violations</u>						
Delta/SkyWest	0	0		0	0	
US Airways/America West	0	0		1	0	
Total	0	0		1	0	
<u>Non-Commercial Violations</u>						
All GA, Charter & other	15	23		202	182	
TOTAL NOISE VIOLATIONS	16	25		273	227	
<u>Airport Monetary Fines Issued</u>	\$1,800	\$2,800		\$34,400	\$21,300	
<u>Consent Decree Fines Issued</u>	\$6,000	\$12,000		\$324,000	\$234,000	
TOTAL MONETARY FINES ISSUED*	\$7,800	\$14,800		\$358,400	\$255,300	
<u>Airport Operations (FAA)</u>						
Air Carrier + Commuter Carriers	2,020	2,424	-16.7%	19,458	21,733	-10.5%
Air Taxi + General Aviation	30,045	26,860	11.9%	255,827	245,798	4.1%
Military Operations	54	43	25.6%	499	453	10.2%
TOTAL AIRCRAFT OPERATIONS	32,119	29,327	9.5%	243,665	238,657	2.1%

Notes:

0.003% (16 of 32,119) of the Airport's total aircraft operations (Commercial & GA) resulted in a noise violation.

0.05% (1 of 2,020) of the Airport's Commercial operations (Commercial & Commuter) resulted in a noise violation.

* 2 of JetBlue's violations were appealed and exempted by the City because of an unexpected runway closure.

* 1 of JetBlue's 11pm - 7am occurred at 6:58:36, it's considered exempt because it's within 5 minutes of 7 am.



LONG BEACH AIRPORT MONTHLY REPORT
NOISE VIOLATIONS
 September 2006

OWNERNAME	DATE/TIME	A/D	RWY	A/C TYPE	RMTID	SEL	LIMIT	STATUS
BeachDogz LLC	9/2/2006 7:38:51 AM	D	25R	BE36	6	96.5	92.0	VIOLATION
Delaware Avanti LLC	9/6/2006 10:08:43 PM	A	30	P180	10	99.5	90.0	VIOLATION
Cargojet Airways	9/10/2006 6:03:06 PM	D	30	B727	9	111.3	102.5	VIOLATION
Private	9/17/2006 5:37:41 AM	D	30	BE35	9	82.3	79.0	VIOLATION
Premier Air LLC	9/23/2006 11:31:44 PM	A	30	BE20	10	88.9	79.0	VIOLATION
Silverstate Helicopters	9/24/2006 4:47:55 AM	A	30	R44	10	85.2	79.0	VIOLATION
Multiple Acquisitions LLC	9/26/2006 10:52:54 PM	D	30	FA10	9	92.2	90.0	VIOLATION
Kalitta Charter II	9/17/2006 6:00:56 PM	D	30	B727	9	110.7	102.5	VIOLATION
Victoria Racing LLC	9/23/2006 1:13:14 AM	A	30	LJ45	10	96.7	79.0	VIOLATION
Flight Options Inc	9/23/2006 11:17:01 PM	A	30	BE40	10	88.5	79.0	VIOLATION
JetBlue Airways Corporation	9/26/2006 11:05:17 PM	D	30	A320	9	90.3	79.0	VIOLATION
Champion Air	9/7/2006 4:43:24 PM	D	12	B72S	10	104.9	102.5	VIOLATION
Champion Air	9/24/2006 1:31:08 PM	D	30	B72S	9	106.2	102.5	VIOLATION
NetJet Aviation	9/27/2006 1:14:22 AM	A	30	C560	10	89.7	79.0	VIOLATION
Divine Aviation LLC	9/21/2006 9:50:44 AM	D	30	LJ25	9	106.5	102.5	VIOLATION
Tag Aviation USA, Inc	9/17/2006 11:49:26 PM	A	30	G5	10	87.7	79.0	VIOLATION