



# CITY OF LONG BEACH

# R-20

DEPARTMENT OF ECONOMIC DEVELOPMENT

333 West Ocean Boulevard, 3<sup>rd</sup> Floor • Long Beach, CA 90802 • (562) 570-6099 • Fax (562) 570-6380

October 9, 2018

HONORABLE MAYOR AND CITY COUNCIL  
City of Long Beach  
California

## RECOMMENDATION:

Approve the Downtown Long Beach Property and Business Improvement District Annual Report for the period of January 1, 2019 through December 31, 2019, automatically extending the agreement for funding with the Downtown Long Beach Alliance for one year; authorize payment of \$551,056 in City property assessments from the Civic Center Fund (IS 380) in the Public Works Department (PW) and \$5,603 from the Successor Agency Fund (SA) in the Development Services Department (DV); and,

Increase appropriations in the Civic Center Fund (IS 380) in the Public Works Department (PW) by \$120,815, offset by a reduction in funds available. (Districts 1, 2)

## DISCUSSION

Downtown Long Beach Alliance (DLBA) has three established sources of revenue that pass through the City of Long Beach (City) to the organization. These include business operator assessments, property owner assessments, and downtown parking meter revenue sharing. This recommended action relates to property owner assessment funds for expenses related to security, maintenance, public relations, special projects, advocacy, and economic development in downtown Long Beach. City Council approves the business operator assessment separately. DLBA's Approved FY 2018-19 Budget Narrative, including all sources of revenue, is provided for reference in Exhibit A.

The Downtown Long Beach Property and Business Improvement District (DLBPBID) was established by the City Council on August 4, 1998. On August 7, 2012, the City Council re-established the DLBPBID. This re-establishment required a majority vote of the property owners in favor of re-establishing the district for a new term of ten years.

On January 12, 2001, City Council and DLBA executed an agreement for funding setting forth the duties and delegations of the parties. This agreement is automatically extended on a year-by-year basis upon approval of the Annual Report and the related levy of assessments by the City Council. The Fiscal Year 2019 (FY 19) Annual Report (Exhibit B), transmitting the recommendations of the DLBA Advisory Board, proposes the following assessment rates:

**Method of Assessment**

Property and Business Improvement District (PBID) self-assessment fees are collected through the County of Los Angeles from property owners within a geographical boundary in Downtown Long Beach. The assessment methodology is based on the parcel and building square footage, the linear footage of the property, and the level of services rendered to the benefit areas. There are no proposed changes to the boundaries, benefit zones or assessment methodology for the PBID.

Category	Actual Rates 2018/19	
	Standard Zone	Premium Zone
Frontage	11.3810181528	18.3836442657
Lot + Building (Com/Gov)	0.0496732889	0.0545673000
Lot + Building (Parking)	0.0324795197	0.0373735308
Lot + Building (Non-Profit/Residential)	0.0152857505	0.0201797616

The DLBA Advisory Board voted on April 18, 2018 to raise assessment rates by 3.8 percent per the allowed CPI adjustment, as reflected in the attached Budget Narrative. Properties are assessed based upon location within two defined zones in the DLBPBID area. The assessment rate and level of program service provided varies, depending upon the zone in which the property is located. Assessment rates for 2019 are described in Section 6 of Exhibit B. An estimated total property assessment revenue of \$2,637,636 is reported in Section 7. Section 4 of the report shows a DLBPBID budget of \$2,649,181 for the period. Adequate reserve funds (3 percent of estimated revenue) are available to make up any deficit between budgeted expenditures and actual revenue received for the period (Section 4 of Exhibit B).

The DLBPBID assessment area contains properties owned by private commercial and residential property owners, the City, and the Long Beach Successor Agency (SA, formerly Redevelopment Agency of Long Beach). In FY 19, the City assessment is \$551,056. Of this assessment, \$155,258 is related to Pike property development and will be paid to the City by Developers Diversified Realty (DDR), as required by their lease. The City will forward those funds to the DLBPBID to fund that portion of the assessment. Also included is a SA property assessed at \$5,603, which will be paid by the City using SA funds. The City's assessment less the Pike Property and the SA property, is \$390,195. The City's assessment with the SA property is \$395,798 and represents approximately 15 percent of the total levy of \$2,637,636 for program year 2019. Exhibit C details City and SA-owned properties located within the DLBPBID.

The Property and Business Improvement District Law of 1994 (Law) requires that the DLBA Board of Directors file an Annual Report detailing the DLBPBID assessment methodology and assessment levy filed with Los Angeles County. The subject levy of assessment will cover the DLBPBID contract period with the DLBA from January 1, 2019 through December 31, 2019. The Annual Report of Levy and Assessment is provided as Exhibit B for City Council approval.

The City enters into agreements with business and/or property owner associations (associations), which utilize assessment revenues to provide services and improvements in Business Improvement District (BID) areas, that set forth the parameters and requirements of the relationship between the associations and the City. These agreements include requirements such as annual reporting requirements, deadlines, and payment schedules. These agreements perpetuate annually based on the City Council's approvals of annual reports. Per the City Auditor's recommendation in the BID Oversight Audit, the City will re-execute the agreement with the DLBA to reflect current procedures and other changes deemed necessary. The agreement will be periodically revisited as processes and requirements change to ensure it stays current and relevant.

This matter was reviewed by Deputy City Attorney Amy R. Webber and Budget Analysis Officer Julissa José-Murray on September 24, 2018.

#### TIMING CONSIDERATIONS

The current DLBPBID contract terminates on December 31, 2018. City Council approval of the Annual Report and related levy of assessment is requested on October 9, 2018, to ensure timely transfer of assessment revenue as required by City contract.

#### FISCAL IMPACT

It is estimated that the DLBPBID will generate \$2,637,636 in FY 19 through the proposed continuation of the assessment. Assessment funds are collected through additional fees attached to property owner assessment payments in the DLBPBID area. All revenues are passed directly through to the DLBA for implementation of annual programs.

The total City share of the DLBPBID assessment for FY 19 is \$551,056. The Public Works Department is responsible for \$551,056 of the assessment. Currently, \$430,241 is budgeted in the Civic Center Fund in the Public Works Department to cover the City's portion of the assessment. An appropriation increase of \$120,815 is requested in the Civic Center Fund (IS 380) in the Public Works Department (PW), to cover the unbudgeted portion of the assessment, offset by funds available.

The FY 19 assessment amount for all Successor Agency-owned parcels is \$5,603. Sufficient funds for the Successor Agency assessments are budgeted in the Successor Agency Fund (SA) in the Development Services Department (DV).

There is no local job impact associated with this recommendation.

HONORABLE MAYOR AND CITY COUNCIL

October 9, 2018

Page 4

SUGGESTED ACTION:

Approve recommendation.

Respectfully submitted,



JOHN KEISLER  
DIRECTOR OF ECONOMIC DEVELOPMENT



CRAIG BECK  
DIRECTOR OF PUBLIC WORKS

Attachments:


Exhibit A DLBA Budget Narrative 2018-2019

Exhibit B DLB PBID Annual Report

Exhibit C Direct Billing List

APPROVED:

  
PATRICK H. WEST  
CITY MANAGER



**DOWNTOWN**  
**LONG BEACH**  
A L L I A N C E

**FY2018-19 BUDGET**

**Presented and Approved**

**DLBA Board of Directors August 15, 2018**

*Mission: Cultivate, preserve and promote a healthy, safe and prosperous Downtown*

**2018-19 BUDGET NARRATIVE**

**REVENUE**

**Downtown Parking Improvement Area (DPIA)** self-assessment fees collected through business licenses from Downtown Long Beach businesses within DTLB. The annual assessment is approximately \$444.98 per business and \$7.48 per employee and for service based independent contractors \$305.60 per business and \$5.17 per employee.

**Property Based Improvement District (PBID)** self-assessment fees collected through the County of Los Angeles from property owners within a geographical boundary in DTLB. The assessment methodology is based on the parcel and building square footage, the linear footage of the property, and the level of services rendered to the benefit areas.

Category	2018/19 Rates	
	Standard	Premium
Frontage	11.38101815	18.38364427
Lot + Building (Com/Gov)	0.04967329	0.05456730
Lot + Building (Parking)	0.03247952	0.03737353
Lot + Building (Non-Profit/Residential)	0.01528575	0.02017976

**PARKING METER** revenue-sharing program (50% net) was approved through the City Council in FY 2004-05. Revenue is a baseline amount (\$370,000) that reflects a three-year average prior to having the Smart Meters installed in April 2015. All additional revenue above \$370,000 will be allocated to pay for DLBA's share of purchase and maintenance of Smart Meters.

**SPONSORSHIP/TICKET/VENDOR** funds collected through ticket sales, sponsorships and vendor reservations to help offset costs incurred by DLBA for special events.

**FUNDRAISING FOR GRANTS:** funds secured through private donations to be used for grant distributions for the Public Realm and Economic Development departments.

**CONTRACT/ MISC** revenue from Clean Team contract services funded and provided above and beyond the levels mandated in the PBID Management Plan.

**ALLOCATED RESERVE** consists of a three-month PBID carry-forward deferred revenues to 2019-20.

**EXPENSES**

DLBA is the non-profit management organization empowered by the Long Beach City Council to manage two Downtown Business Improvement Districts (BIDs). The Downtown Parking Improvement Area (DPIA) is supported through a special assessment established by business owners, while the Property Based Improvement District (PBID) is sustained with the contribution from the commercial and residential property owners within the district.

**Personnel**

To support the programs and services provided by the BIDs, the DLBA administrative team consists of the following with salary/wages, taxes and benefits being proportionally shared with all departments based on allocated time by the DPIA and the PBID:

**President and Chief Executive Officer** is to lead, facilitate, and motivate personnel to accomplish all DLBA objectives as outlined in the mission statement and the PBID Management Plan. Subject to the direction of the Board of Directors, the President and CEO supervises and directs the day-to-day business and management of the organization and the BIDs.

**Chief Operating Officer** is responsible for playing an integral role in the day-to-day operations of each department and serving as spokesperson for DLBA. In addition, the COO manages the Clean and Safe Programs and is involved in community outreach programs to address quality of life.

**Community Outreach Manager** communicates with residents, meets regularly with HOAs and neighborhood associations, represents residential perspectives, and trouble-shoots residential issues related to the PBID's environmental services that include cleaning, safety, and beautification.

**Marketing & Communications Manager** is responsible for all internal and external communication and develops communications protocol and best practices for DLBA, coordinating with departments and community partners.

**Events & Development Manager** primary objective is to increase awareness and enhance the image of DTLB by promoting existing infrastructure and developing new business and customer markets through special events and sponsorships.

**Social Media & Digital Marketing Manager** is responsible to develop marketing and editorial content for all DLBA social media platforms and websites, supporting organizational efforts for each of the departments that include but not limited to DLBA publications, notices and flyers, website updates, video development, advertisements, and more.

**Economic Development Manager** establishes working relations with downtown business and property owners, financial institutions, commercial brokers, developers, and local economic development officials to advance Downtown interests. Additionally, the manager is responsible for business recruitment and retention efforts.

**Research & Policy Manager** is responsible for gathering, analyzing, and cataloging Downtown real estate information to support business recruitment and for providing assistance to Economic Development Manager. Develops new methodologies and research to assist in organizational advocacy. Placemaking Manager is responsible for working with community partners to create an environment that attracts and retains investment in DTLB by developing and managing improvements that enhance the visual appearance and connectivity of Downtown.

**Executive Assistant** manages all administrative functions, which maximize the operating efficiency of the organization. Also motivates staff to operate efficiently and achieve organizational objectives.

**Administrative Coordinator** manages the internal bookkeeping, budget and human resources, while supporting all departments in daily administrative and clerical duties.

**Receptionist** supports all departments with front of office presence.

## GENERAL ADMINISTRATION

General administration expenses include office rent, telephones, computers, office equipment lease, office supplies, postage, general insurance (general, liability, excess liability, fidelity bond, D&O, and not-for-profit liability), professional services (including legal, annual audit fees, payroll processing and monthly accounting services), utilities, depreciation, taxes, employee recruitment, and bank charges.

## RESEARCH, DEVELOPMENT & ADVOCACY

DLBA is the leading voice for the Downtown community and plays a critical role in establishing and achieving objectives set forth by its stakeholders. As a clearing house of information focused on Downtown, the DLBA will compile, analyze, and use data to communicate sound policy. The DLBA will play a pivotal role in the decision making process for many of the city and county lead initiatives. DLBA Committees meet regularly to better serve stakeholders and ensure the quality of life in the central business district. It also acts as a liaison between the residential and business community and many city departments and council offices.

**Advocacy Initiatives:** The DLBA will take an active role in engaging policy-makers at all levels to ensure potential policies align with DLBA's Strategic Plan: Vision 2020 and provide a positive benefit to Downtown. Such activities may include educational campaigns, development of coalitions, op-ed and white papers, and conversations with policy-makers.

### Research & Data Analytics

- **Reports and Studies:** The DLBA will continue to produce its quality reports that focus on the Downtown commercial market, workforce, demographics, mobility, and livability. This will include DLBA's annual Economic Profile and quarterly *Snapshot Reports*. Moreover, utilizing pedestrian count and bikeshare data, the DLBA will also produce a Pedestrian Mobility Report. Lastly, this will include the production of reports and studies by independent third-parties.
- **Surveys and Data Collection:** Programming in this area will focus on expanding the department's available set of data and information through automated pedestrian counts, surveys of Downtown users, residents, and office workers to understand and communicate existing and new economic opportunities.
- **Data Purchase and Subscriptions:** Working with data collection agencies, the department will seek to expand its access to Downtown-specific data in order to provide up-to-date real estate information while using brokerage tools such as CoStar and ESRI for expedited information on expiring leases.

**Professional Development / Membership Subscription:** Associated with professional dues and subscription, participation in industry-related seminars, and conferences or civic events.

## PUBLIC REALM

Downtown Long Beach's public realm, which consists of our streets, sidewalks, parks and plazas, is our front porch and sets the tone for the experience of visitors, investors, and tourists. The Public Realm Department, under the advisement of the Public Realm Committee, is responsible for developing and supporting beautification and capital improvement projects that enhance the visual appearance of Downtown. While Downtown has been, and will continue to be, an enjoyable place, the DLBA seeks to elevate this experience through placemaking, which draws on the social and cultural history of the community in order to create unique and memorable public spaces. Working with our stakeholders, the DLBA actively engages in placemaking projects both large and small, from flower pots to pop-up social spaces.



**Capital Improvements** consist of permanent physical enhancements to streets, sidewalks, parks, and plazas with the purpose of creating an attractive, functional and safe environment for pedestrians, bicyclists and motorists. Projects of this type include design, installation, and maintenance of new pedestrian wayfinding signs, litter receptacles, and other streetscape improvements, often in partnership with the City of Long Beach or private entities.

**Beautification** projects consist of ongoing efforts to beautify and enhance the appearance of the streetscape for the purpose of increasing the visibility of Downtown as a premier destination for business, shopping, dining, and attractions. Projects of this type include:

- Holiday Decorations placed along Pine Avenue, The Promenade, Broadway, 1<sup>st</sup> Street and Linden Avenue.
- Streetpole Banners located along Long Beach Blvd., Broadway, 3<sup>rd</sup> St., 4<sup>th</sup> St., 7<sup>th</sup> St., and Alamitos Ave welcome visitors to Downtown and promote its unique offerings through the 1.38 Un-Square Miles branding campaign.
- Traffic Signal Wraps located on Pine Avenue further enhance the pedestrian environment using the 1.38 Un-Square Miles branding campaign and imagery promoting Downtown's unique offerings. Also included are wraps that promote upcoming DLBA events.
- Dog Waste Bag Dispensers, commonly referred to as mutt mitt stations, help to reduce unsightly dog waste in Downtown by providing pet owners with dog waste bags. Currently DLBA maintains 18 dispensers located throughout Downtown.
- Streetscape Landscaping includes maintenance of bike lane planter pots and planting of new street trees.

**Public Space Activation** projects consist of temporary interventions that transform the public realm into attractive, comfortable, and social spaces enhancing Downtown's walkability. These projects will typically include ongoing management and programming as part of the activation. Projects of this nature include:

- The Loop at Pine and Ocean transformed a vacant lot at one of Downtown's busiest pedestrian intersections into a vibrant and engaging public space. The Loop is the hub for DLBA's third Thursday event series, Live After 5.
- Explore DTLB! projects, such as creative crosswalks and sidewalk decals, promote pedestrian exploration through the use of experiential art to offer viewers the opportunity to engage with their physical surroundings in a more direct and authentic way.

**Placemaking Grants** provide Downtown stakeholders an opportunity to contribute their ideas towards projects that reflect the diversity and energy that make Downtown a unique place to live and explore. Projects of this type have included murals, experiential art, augmented reality, a children's' playground, community gardens, and amphitheater improvements.

**Community Engagement/Planning** projects consist of initiatives developed by DLBA's Public Realm Committee in support of the goals of the DTLB Vision 2020 Strategic Plan. Efforts of this type include:

- Working with local and regional partners in building broad-based support for changes to policies and/or regulations that are obstacles to realizing a pedestrian-friendly DTLB.
- Stakeholder outreach to obtain input regarding public and private development projects proposed in Downtown such as the Civic Center redevelopment.
- Sponsorship or support of visioning exercises and transportation and land-use planning studies.
- Collateral such as infographics, maps, and how-to guides that inform and educate DTLB residents, business owners, and visitors about mobility and public spaces.

## SPECIAL EVENTS & DEVELOPMENT

Events offer an exciting means of attracting and generating increased foot traffic to the central business district. Through creating and supporting opportunities for people to experience the urban energy and appeal of the Downtown area, the DLBA can demonstrate its initiative and commitment to enhancing the environment. The goal of the Special Events Department, under the direction and leadership of the Marketing and Communications Committee, is to manage and centralize all aspects involved with the DLBA's special events programs, including planning and execution in addition to providing technical assistance to outside organizations and individuals that produce events in DTLB.

The Events & Development Manager is responsible for producing events that bring energy and positive attention to Downtown Long Beach. Responsible for increasing sponsorship opportunities and commitments, thus increasing event revenue.

- **New Year's Eve:** Over the past several years, the DLBA has produced this iconic event with a family-friendly component at the Waterfront, including free children's entertainment and a fireworks show for the East Coast countdown.
- **Celebrate Downtown:** 13th annual signature event will honor Downtown partners, as well as highlight the DLBA's accomplishments and programs for the year. The event changes locations to highlight improvements throughout Downtown Long Beach and has included The Promenade, Pine Avenue, Lincoln Park, The Streets, and The Pike Outlets in recent years.
- **Summer and Music (SAM) Series:** 11th Annual Summer and Music (SAM) series have featured local and regional acts, while activating the major areas of the Downtown from June – September. A variety of events have included FKA 720, Punk Rock Prom, Buskerfest, Bicycle Drive-In, Twisted at the Pike, Funk Fest and more. The SAM team always looks to improve and expand the existing events to bring in additional attendees to the celebrated summer series through innovative activities, sponsors, and partnerships.
- **Taste of Downtown Series:** The DLBA produces a series of three Taste of Downtown events, inviting visitors and residents to enjoy sample-sized portions of signature dishes from restaurants in the Waterfront, East Village Arts District, and Pine Avenue neighborhoods while listening to live music. The addition of a beer & wine garden and exciting new Downtown restaurants has led to an increase in attendance and revenue.
- **Live After 5:** Celebrates the arts and music culture of Downtown Long Beach. The scheduled monthly event activates traditional spaces like bars and restaurants as well as nontraditional locations like parks, empty storefronts, and street corners with live performers. The Loop at Pine & Ocean is always the hub, hosting beer & wine, live music and is the starting point for patrons, where they can ride a free trolley that will transport them to that month's highlighted neighborhood. The trolley stops will be within walking distance to activated businesses with live music, art, and strolling performances.

## MARKETING & COMMUNICATION

The Marketing & Communications Manager and Social Media & Digital Marketing Manager are responsible for internal and external communication and develop communications protocol and best practices for DLBA, coordinating with departments and community partners. This also extends to brand oversight for all DLBA collateral. Additionally, a primary objective is to increase awareness and enhance the image of DTLB by promoting existing infrastructure, programming, services, and events.

The DLBA Marketing & Communications Department, under the advisement of the Marketing & Communications Committee, is dedicated to increasing the awareness for and enhancing the image of DTLB. This is achieved through year-round promotions, publishing a monthly e-newsletter, implementing and sustaining media relations activities, maintaining an informative and user-friendly website, and implementing a wide variety of advertising activities and creation of collateral materials.

**Advertising & Promotions:** These activities and campaigns are essential to communicating all DTLB has to offer, as well as services and programs overseen by DLBA. In efforts to maintain top-of-mind awareness within the community, the DLBA advertising and promotions budget supports various opportunities throughout for Downtown businesses and DLBA collateral.

**Communications: Stakeholder Outreach and Public Relations:** On-going communication with the various audiences served by the DLBA including DTLB Stakeholders, residents, Downtown employees, visitors, and press/media is key to creating awareness, educating and influencing on issues, programs, events, and more. To this end, the DLBA will focus on social media and email marketing outreach efforts while also maintaining traditional forms of communication (including press releases, letters/postcards, posters, etc.).

**Annual Report:** The DLBA Annual Report serves to highlight the accomplishments and measurable results from each of the departments within the organization. The report contains brief descriptions of the DLBA programs initiated within the past fiscal year, features resulting data and statistics when applicable, and also provides financial summaries. The annual report is presented both in print and digital versions.

**www.downtownlongbeach.org:** The DLBA's website is a valuable tool for the dissemination of information spanning DLBA programming and services, reports/Snapshots and other published materials, resource for parties interested in Downtown businesses, mobility/transportation, as well as Downtown news and events. The website averages approximately 388,000 annual page views, serving an average of 170,000 users annually. The continual update of information and assessment of the website user experience is important to maintain a relevant site to serve the variety of site visitors and continue its relevancy as the voice of DTLB.

## **ECONOMIC DEVELOPMENT**

Under the advisement of its committee, the Economic Development (ED) Department fulfills the role of leading, managing, and collaborating on Downtown initiatives, issues, and programs related to business recruitment, retention, and job creation. The department is responsible for carrying out key strategies, including assisting and retaining existing businesses, recruiting specific business niches and other employment-generating establishments, researching and reporting on Downtown's economic and demographic trends, as well as broadening Downtown's local, regional, and national visibility.

### **Business Recruitment & Development**

One of the ED Department's core responsibilities is providing ongoing and targeted assistance to potential businesses including attraction, recruitment, and assistance for existing businesses. Business retention support includes consulting with existing businesses to recommend strategies for improving or enhancing business health and operations, as well as coordinating with local agencies and entities to assist with permitting and site selection as needed.

- **Strategic Business Recruitment:** ED staff will meet with prospective businesses and engage in recruitment efforts that involve business visits and downtown site selection/relocation tours.

- **Entrepreneur & Small Business Grant:** The DLBA's Small Business & Job Creation Grant is designed to assist new businesses and support the expansion of existing businesses by providing grant funds in an effort to defray costs associated with starting or expanding a business, therefore creating jobs in Downtown Long Beach.
- **ED Advertising:** Potential ED advertising campaigns will continue to utilize the most effective and popular real estate trade journals and other vehicles for driving ED messaging. Expanding beyond traditional advertising, ED staff will use alternative forms of communication including but not limited to social media, pay-per-click advertising, and public relations to deliver messages.
- **Grand Opening Assistance:** ED will support new businesses by providing grand opening assistance including offering advice, marketing support, and new business banners.

#### **Outreach**

ED will increase the visibility of the DLBA and DTLB through sponsorships of and participation in numerous local, regional, and national events, as well as activities targeting the local commercial real estate and business communities.

- **Entrepreneurship & Business Education:** This series of seminars will focus on entrepreneurship, innovation, and education to recruit new businesses, support business retention, and ultimately create jobs in Downtown by examining business trends via presentations and discussions led by successful small business owners, panelists, and academic educators.
- **Real Estate Owner and Investor Events:** ED may also convene an annual gathering of major DTLB office building owners to foster greater understanding of respective roles and ambitions for DTLB.
- **Conference Attendance, Memberships and Professional Development:** In addition to maintaining prior participation in events such as ICSC, Bisnow, ULI, and IDA/CDA, staff will focus on economic development-oriented events and sponsorships. Staff may also participate in a range of professional development and conference activities to engage with DTLB and industry-specific audiences in order to maintain best practices.

#### **Special Projects and Publications**

- **Recruitment Collateral:** Recruitment collateral such as tenancy maps, leasing brochures, and district and industry profiles will be produced on an ongoing basis to ensure an up-to-date suite of materials and information.
- **New Business Kit:** Information will be hosted on ED's website pages providing real time access for new and prospective businesses with user-friendly information related to business licensing, permitting, and additional resources and incentives.
- **Annual Economic Profile:** Staff will continue the production of its annual *Downtown Economic Profile* highlighting various data, trends, and forecasts related to economic investment, growth, and potential in DTLB. Ultimately, it acts as a data-driven resource to help attract investment toward the city's central business district.

## OPERATIONS

Under the advisement of the Public Safety Committee and management of Operations staff, the Clean and Safe programs are dedicated to the security and maintenance of the 85-block PBID in DTLB.

### **Downtown Clean Team Program**

The Clean Team ensures the PBID area remains attractive, clean, and appealing for visitors, employees, and residents. In order to consistently address upkeep and beautification issues, a multi-dimensional approach was developed consisting of sidewalk and gutter sweeping, graffiti removal, sidewalk pressure washing, trash collection, landscape maintenance, paper sign and handbill removal, and reporting of maintenance problems requiring third party intervention. The Clean Team provides service as mandated by the PBID Management Plan, as well as contracted services outside of the PBID scope which are funded through compensatory revenue and not PBID revenue. An example of contract service is the agreement between the DLBA and the Long Beach Transit Information Center to provide restroom host service.

- **Sidewalk & Landscape Maintenance:** Uniformed personnel sweep litter and debris from sidewalks and gutters within the District seven days a week, while pressure washers service 16 to 20 blocks per day, five days a week. All sidewalks in the Standard area are pressure washed every six weeks, with Premium areas washed weekly. Tree wells and planters are maintained and kept free of litter and weeds.
- **Graffiti Removal:** The Clean Team removes graffiti and stickers by using mechanical methods and pressure washing. The District maintains a zero tolerance graffiti policy. All tags will be removed within 24 hours of notification. For those tags that the Clean Team is unable to remove, the Go Long Beach app is used to report and track the removal of the tag.
- **Special Projects:** A Clean Team member maintains elements of the public space to ensure pedestrian and bicycle rider safety, as well as the aesthetics of Downtown by planting trees, trimming low hanging branches, clearing storm drain screens, repairing street signs, and painting over graffiti.
- **Maintenance Problems Requiring Third-Party:** Problems that are outside the jurisdiction of DLBA personnel to address or repair are monitored in order to minimize blight or unsafe conditions in the District. Requests are made to the responsible party for repair. Types of problems include blocked or damaged sewers or drains, damaged sidewalks, streets and/or alleys, non-operating street lights, damaged or missing street signs, etc.
- **Alley Busters** Knowing that alleys often need cleaning, but are not part of our management plan, DLBA created the Alley Buster program in partnership with Mental Health America (MHA) to improve these service corridors in the Downtown, while offering valuable job training for MHA members. Revenue from contracted services outside of the PBID scope pay for the Alley Busters program supplies, while MHA covers crew and supervision costs.


### **Downtown Safety Ambassador Program**


The Downtown Safety Ambassadors support the Long Beach Police Department (LBPD), property owners, and tenants in overall crime prevention efforts and reduction in disorderly conduct, while offering ambassador services to Downtown visitors, businesses, and residents. Those services include Friendly Safety Escorts and jumpstarts for vehicles. They provide highly visible neighborhood security and are intended to supplement, not replace individual building security and the LBPD. Ambassadors also assist with quality of life issues, participate in outreach programs, and are radio-equipped to efficiently communicate.

- **Bicycle Patrol:** Discourages undesirable street behavior in the Property Based Improvement District. They also deter and report illegal street vending, illegal dumping and street code violations, while performing goodwill gestures such as helping lost persons and giving directions.
- **Foot Patrol:** Concentrates on the highest pedestrian-use corridors such as Ocean Blvd., Pine Ave., the Promenade, The Streets and the perimeter of The Pike at Rainbow Harbor to discourage aggressive panhandling in high traffic areas. The Foot Patrol has the same mission and receives the same training as the Bike Patrol with a greater presence in the Premium areas.
- **Bicycle and Segway Patrol:** All Downtown Safety Ambassadors are trained to use a bicycle and Segway during their daily patrols. The Segway gives Safety Ambassadors an elevated perspective that allows greater visibility and better views of activity on the streets. As a result, the ease of mobility between the Downtown neighborhoods is greatly improved, allowing for quicker response time and more efficient travel between stops.
- **Homeless Outreach Specialist:** Provides street outreach to individuals experiencing homelessness seven days a week with the goal of linking them to local social service agencies. Outreach Specialist is funded by contract services revenue.
- **DLBA Information Kiosk** is staffed by a Safety Ambassador and serves as a clearinghouse to Downtown visitors and Stakeholders alike, providing information and materials such as maps, event fliers, and local news. Solar powered with a smart phone charging station, video screen, and speakers, the Information Kiosk makes appearances at DLBA special events and in the public right of way during periods of high pedestrian traffic.


### **Community Outreach**

The DLBA Community Outreach Manager acts as a bridge between the organization and residents, the City of Long Beach, and the business community. The Community Outreach Manager participates in neighborhood association meetings and activities, problem solves issues with the City Council offices and City services and serves as a liaison between the DLBA and Downtown community.

 <b>DOWNTOWN LONG BEACH ALLIANCE</b>		FY 2018-19 BUDGET										
	DESCRIPTION	PBID 99% Special Benefit	PBID 1% General Benefit	PBID Engineer's Adjustment	DPIA	PKG MTR	Fundraising for Grants	Event/Ticket/Vendor Revenue	Event Sponsorships	Contract Services	Total	17-18
<b>REVENUES</b>												
1	PBID Funds (gross)	2,649,181									\$2,649,181	\$2,552,000
2	DPIA		8,830	3,060	633,354						\$645,244	\$627,760
3	Parking Meters					370,000					\$370,000	\$370,000
4	Music Series/SAM							27,000	10,000		\$37,000	\$39,810
5	Taste of Downtown							60,000	3,000		\$63,000	\$63,340
6	New Year's Eve		3,304	918				3,000	10,000		\$17,222	\$7,000
7	Live After 5								-		\$0	\$0
8	Celebrate Downtown							500			\$500	\$0
9	New Event TBD							1,000	1,000		\$2,000	\$0
10	Community Grant Fundraising						10,000				\$10,000	\$0
11	Small Business Grant Fundraising						31,000				\$31,000	\$0
12	Blu Condominium									2,343	\$2,343	\$2,340
13	Hill Crest Monterey									20,024	\$20,024	\$9,980
14	Jatin Laxpati									4,804	\$4,804	\$3,000
15	Prop A		14,358	5,203						80,439	\$100,000	\$99,990
16	Long Beach Transit									190,000	\$190,000	\$141,490
17	Willmore Condominium									823	\$823	\$0
18	Zafaria BID									35,278	\$35,278	\$0
19	Pressure Washing Ocean Blvd									-	\$0	\$7,000
20	Misc. Income (rent reimbursement)									-	\$0	\$6,000
21	PBID Revenue Deferred from 16 - 17	638,049								-	\$638,049	\$619,400
22	<b>REVENUE SUBTOTAL</b>	<b>\$3,287,230</b>	<b>\$26,492</b>	<b>\$9,181</b>	<b>\$633,354</b>	<b>\$370,000</b>	<b>\$41,000</b>	<b>\$91,500</b>	<b>\$24,000</b>	<b>\$333,711</b>	<b>\$4,816,469</b>	<b>\$4,569,700</b>
23	PBID Delinquency (3.0% per mg. plan)	(78,748)									(\$78,748)	(\$76,000)
24	PBID Revenue Deferred to 18 - 19	(662,295)									(\$662,295)	(\$638,000)
	<b>TOTAL REVENUE</b>	<b>\$2,546,187</b>	<b>\$26,492</b>	<b>\$9,181</b>	<b>\$633,354</b>	<b>\$370,000</b>	<b>\$41,000</b>	<b>\$91,500</b>	<b>\$24,000</b>	<b>\$333,711</b>	<b>\$4,075,425</b>	<b>\$3,855,700</b>
<b>EXPENSES</b>												
<b>ADMINISTRATION</b>												
25	Rent				170,000						\$170,000	\$165,500
26	Telephone	19,000									\$19,000	\$22,000
27	Computers / IT Services				27,000						\$27,000	\$16,000
28	Office Equip Lease	10,000									\$10,000	\$11,000
29	Office Supplies	12,000									\$12,000	\$15,000
30	Postage	4,000									\$4,000	\$5,500
31	General Insurance	16,000									\$16,000	\$14,000
32	Professional Services				76,000						\$76,000	\$72,000
33	Utilities	4,500									\$4,500	\$3,500
34	Depreciation										\$0	\$6,300
35	Taxes	3,000									\$3,000	\$2,750
36	Employee Recruitment		1,500								\$1,500	\$4,000
37	Outside Support										\$0	\$400
38	Credit Card Merchant Fees and Interest				350						\$350	\$850
39	Office Maintenance & Repairs	10,490									\$10,490	\$0

 <b>DOWNTOWN LONG BEACH ALLIANCE</b>		FY 2018-19 BUDGET									
DESCRIPTION	PBID 99% Special Benefit	PBID 1% General Benefit	PBID Engineer's Adjustment	DPIA	PKG MTR	Fundraising for Grants	Event/Ticket/Vendor Revenue	Event Sponsorships	Contract Services	Total	17-18
40 Professional Development										\$0	\$0
41 Board Contingency	10,000									\$10,000	\$4,000
42 Dues & Subscriptions	3,000									\$3,000	\$6,000
43 Board, EC, and TF Meetings	4,000									\$4,000	\$4,000
44 Administrative Personnel	159,559	1,096	550	132,122						\$293,327	\$284,950
<b>45 TOTAL ADMINISTRATION</b>	<b>\$255,549</b>	<b>\$2,596</b>	<b>\$900</b>	<b>\$405,122</b>					<b>\$0</b>	<b>\$664,167</b>	<b>\$637,750</b>
<b>RESEARCH, DEVELOPMENT &amp; ADVOCACY</b>											
44 Research & Data Analytics	35,104	265	92	17,063						\$52,524	\$58,220
45 Conferences, Travel, and Education				37,000						\$37,000	\$36,600
46 Civic Events				30,301						\$30,301	\$37,760
<b>47 TOTAL ADVOCACY</b>	<b>\$35,104</b>	<b>\$265</b>	<b>\$92</b>	<b>\$84,364</b>						<b>\$119,825</b>	<b>\$132,580</b>
<b>PUBLIC REALM</b>											
48 Capital Improvements					46,091					\$46,091	\$73,000
49 Beautification					76,000					\$76,000	\$20,380
50 Public Space Activation					38,000					\$38,000	\$40,000
51 Community Engagement/Planning					5,000					\$5,000	\$5,450
52 Professional Development					2,500					\$2,500	\$1,000
Community Grants						10,000				\$10,000	\$0
53 PR Personnel	112,497	1,518	526	39,158	17,409					\$171,108	\$193,810
<b>54 TOTAL PUBLIC REALM</b>	<b>\$112,497</b>	<b>\$1,518</b>	<b>\$526</b>	<b>\$39,158</b>	<b>\$185,000</b>	<b>\$10,000</b>				<b>\$348,699</b>	<b>\$333,640</b>
<b>ECONOMIC DEVELOPMENT</b>											
55 Outreach	10,046									\$10,046	\$42,500
56 Business Recruitment and Development	56,889	3,118	1,081							\$61,088	\$39,100
57 Small Business Grants						31,000				\$31,000	\$0
58 Special Projects	10,000									\$10,000	\$4,100
59 ED Personnel	207,773									\$207,773	\$193,820
<b>60 TOTAL ECONOMIC DEVELOPMENT</b>	<b>\$284,708</b>	<b>\$3,118</b>	<b>\$1,081</b>	<b>-</b>		<b>\$31,000</b>				<b>\$319,907</b>	<b>\$279,520</b>
<b>MARKETING</b>											
61 Advertising/Promotions			321	28,687						\$29,008	\$57,600
62 Stakeholder Outreach/Public Relations				9,000						\$9,000	\$10,000
63 Annual Report				6,000						\$6,000	\$6,000
64 Website Development				14,243						\$14,243	\$15,000
65 Professional Development				3,000						\$3,000	\$0
66 Marketing Personnel	169,360	1,069	679							\$171,108	\$125,410
<b>67 TOTAL MARKETING</b>	<b>\$169,360</b>	<b>\$1,069</b>	<b>\$1,000</b>	<b>\$60,930</b>			<b>\$0</b>		<b>\$0</b>	<b>\$232,359</b>	<b>\$214,010</b>



 <b>DOWNTOWN LONG BEACH ALLIANCE</b>		FY 2018-19 BUDGET									
DESCRIPTION	PBID 99% Special Benefit	PBID 1% General Benefit	PBID Engineer's Adjustment	DPIA	PKG MTR	Fundraising for Grants	Event/Ticket/Vendor Revenue	Event Sponsorships	Contract Services	Total	17-18
<b>SPECIAL EVENTS</b>											
68 Celebrate Downtown		714	224	12,282	6,780		500			\$20,500	\$15,000
69 New Year's Eve					38,000		3,000	10,000		\$51,000	\$75,000
70 Music Series/SAM				16,780	51,220		27,000	10,000		\$105,000	\$104,810
71 Taste of Downtown					40,000		60,000	3,000		\$103,000	\$95,960
72 Photo Essay Contest										\$0	\$10,000
73 Live After 5				3,000	40,000					\$43,000	\$40,000
74 New Event TBD				11,718	4,000		1,000	1,000		\$17,718	\$0
75 Event Supplies & Misc.					5,000					\$5,000	\$0
76 Special Events Personnel	169,360	1,748								\$171,108	\$159,620
<b>77 TOTAL SPECIAL EVENTS</b>	<b>\$169,360</b>	<b>\$2,462</b>	<b>\$224</b>	<b>\$43,780</b>	<b>\$185,000</b>		<b>\$91,500</b>	<b>\$24,000</b>		<b>\$516,326</b>	<b>\$500,390</b>
<b>OPERATIONS</b>											
78 Contract Clean Team Personnel	320,000	5,464	5,358						23,439	\$354,261	\$650,640
79 Clean Team Supplies	800									\$800	\$12,240
80 Equipment Insurance	10,000									\$10,000	\$10,990
81 Clean Team Fuel	2,300									\$2,300	\$1,300
82 Clean Team Equip Leases/Maintenance	26,750									\$26,750	\$27,980
83 Pressure Washing	312,000									\$312,000	\$312,000
84 Contract Work									300,842	\$300,842	\$0
<b>85 Clean Team Subtotal</b>	<b>671,850</b>	<b>5,464</b>	<b>5,358</b>						<b>324,281</b>	<b>\$1,006,953</b>	<b>\$1,015,150</b>
86 Contract Downtown Guides Personnel	632,885								7,000	\$639,885	\$528,140
87 Downtown Guides Equipment Lease	7,101									\$7,101	\$1,000
88 Downtown Guide Supplies		10,000								\$10,000	\$13,000
89 Sponsorships, Education & Marketing										\$0	\$3,100
90 1st Street Maintenance										\$0	\$11,000
91 Community Outreach Manager									2,430	\$2,430	\$2,000
92 Homeless Outreach Specialist										\$0	\$2,000
<b>93 Downtown Guides Subtotal</b>	<b>639,986</b>	<b>10,000</b>							<b>9,430</b>	<b>\$659,416</b>	<b>\$560,240</b>
<b>94 Operations Personnel</b>	<b>207,773</b>									<b>\$207,773</b>	<b>\$182,420</b>
<b>95 TOTAL OPERATIONS</b>	<b>\$1,519,609</b>	<b>\$15,464</b>	<b>\$5,358</b>						<b>\$333,711</b>	<b>\$1,874,142</b>	<b>\$1,757,810</b>
<b>96 TOTAL EXPENSE</b>	<b>\$2,546,187</b>	<b>\$26,492</b>	<b>\$9,181</b>	<b>\$633,354</b>	<b>\$370,000</b>	<b>\$41,000</b>	<b>\$91,500</b>	<b>\$24,000</b>	<b>\$333,711</b>	<b>\$4,075,425</b>	<b>\$3,855,700</b>



**City of Long Beach**

**Downtown Long Beach  
Property-Based Business Improvement District**

**Annual Report**

**September 2018**

**Main Office**

32605 Temecula Parkway, Suite 100  
Temecula, CA 92592  
Toll free: 800.676.7516 Fax: 951.296.1998

**Regional Office**

870 Market Street, Suite 1223  
San Francisco, CA 94102  
Toll free: 800.434.8349 Fax: 415.391.8439

**DOWNTOWN LONG BEACH  
PROPERTY-BASED BUSINESS IMPROVEMENT DISTRICT**

**DOWNTOWN LONG BEACH ALLIANCE**

**100 West Broadway, Suite 120**

**Long Beach, CA 90802**

**Phone - (562) 436-4259**

**Fax - (562) 437-7850**

---

**MAYOR**

Dr. Robert Garcia

**CITY COUNCIL**

Lena Gonzalez, First District

Jeannine Pearce, Second District

Suzie Price, Third District

Daryl Supernaw, Fourth District

Stacy Mungo, Fifth District

Dee Andrews, Sixth District

Roberto Uranga, Seventh District

Al Austin, Eighth District

Rex Richardson, Ninth District

**CITY STAFF**

Patrick H. West, City Manager

David Nakamoto, City Treasurer

Eric Romero, Business Improvement Districts Manager

**DLBA STAFF**

Kraig Kojian, President & CEO

Austin Metoyer, Research and Policy Manager

**NBS**

Pablo Perez, Client Services Director

Trevor Speer, Associate Director

**TABLE OF CONTENTS**

---

<b>1. BACKGROUND .....</b>	<b>1-1</b>
<b>2. PROPOSED CHANGES .....</b>	<b>2-1</b>
<b>3. IMPROVEMENTS AND ACTIVITIES .....</b>	<b>3-1</b>
3.1. Environment Activities .....	3-1
3.2. Economy Activities .....	3-4
3.3. Communications, Administration & Reserves .....	3-5
<b>4. BUDGET .....</b>	<b>4-1</b>
4.1. District Budget.....	4-1
4.2. Surplus or Deficit Carryover .....	4-1
4.3. Contributions from Other Sources.....	4-1
<b>5. BOUNDARIES .....</b>	<b>5-1</b>
5.1. Benefit Zones .....	5-1
<b>6. ASSESSMENT METHODOLOGY .....</b>	<b>6-1</b>
6.1. Current Year Actual Assessment Rates.....	6-1
6.2. Current Year Maximum Assessment Rates .....	6-1
<b>7. ASSESSMENT ROLL .....</b>	<b>7-1</b>

## **1. BACKGROUND**

The Downtown Property-Based Business Improvement District (the "PBID") was originally formed in 1998 pursuant to the Property and Business Improvement District Law of 1994 (the "PBID Law"). It was renewed for 10 years in 2003, and then renewed again in 2012 for an additional 10 years. Assessments for the PBID can be levied through and including Fiscal Year 2021/22.

The original formation and each subsequent renewal was approved by the City of Long Beach (the "City") City Council following an assessment ballot protest proceeding including the tabulation of property owner protest ballots and a public hearing.

The City Council appointed the Downtown Long Beach Alliance (formerly the Downtown Long Beach Associates, hereafter referred to as the "DLBA") to make recommendations to the City Council on the expenditure of revenues derived from the levy of assessments, the classification of properties, and the method and basis of levying the assessments. The PBID budgets and policies are recommended to the City Council by the DLBA Board, composed of property and business owners located within the PBID.

This Annual Report is prepared pursuant to Section 36650(a) of the PBID Law and includes any proposed changes to the PBID boundaries, benefit zone boundaries, the basis and method of levying the assessments, and any changes to the classification of property.

## **2. *PROPOSED CHANGES***

There are no proposed changes to the boundaries, the benefit zones, or the assessment methodology of the PBID.

### **3. IMPROVEMENTS AND ACTIVITIES**

The improvements and activities described in this Section are those developed by the DLBA and the formation engineer as outlined in the June 2012 Engineer's Report.

#### **3.1. Environment Activities**

---

PBID "Environment" activities and improvements are intended to improve commerce and the quality of life by making each individual assessed parcel safer, cleaner and more attractive which will encourage investment dollars downtown and generate additional pedestrian traffic. Environment activities specially benefit each individual assessed parcel, including commercial, government, parking structures, non profits and residential. The special benefit to each individual assessed parcel from these activities is that a safer and cleaner environment will increase commercial activity, which directly relates to increase in lease rates and customer usage, and a safer and cleaner environment for its residents.

##### **Clean and Safe Program**

Downtown's clean and safe program was developed following the creation of the PBID in 1998. Objectives in managing the program include:

- Deploy a Clean and Safe program that will make a visible, tangible and lasting impact.
- Document existing City services and ensure that PBID-funded services are supplemental to, and do not replace, existing City services.
- Ensure that the program is properly capitalized and that additional funding will not be required once the PBID is created.
- Provide flexibility in the modeling of the program so that the PBID can either create its own in-house program or contract with private firms.

To meet these objectives, uniformed Clean Teams have been deployed throughout downtown to remove litter and graffiti, steam clean sidewalks and maintain furniture in public places. Safety Guides provide an emphasis on public safety and have been effective at deterring nuisance crimes, providing hospitality services to downtown tenants, visitors and residents and connecting the district's homeless population to available resources. Recent yearly achievements of PBID funded Clean Team and Safety Guide crews include:

- Pressure washing of more than 36 million square feet of sidewalks
- Removal of 7,500 graffiti tags and stickers
- Nearly 470,000 pounds of trash were collected
- Nearly 5,000 pounds of weeds were removed
- Safety Guides made more than 97,000 business contacts
- Safety Guides provided 2,125 citizen assists, gave directions to 8,300 individuals and information to 13,000 persons
- Safety Guides had service contacts with 2,500 homeless individuals

The PBID continuation work program anticipates ongoing deployment at the following frequencies:

<b>Clean Team</b>	
Hours of Deployment per Week	640
Weekly F.T.E.	16
Average Weekly Coverage	7 days/week
Litter Removal/Pan & Broom	Daily with peak night service in the Premium Area
Machine Sweeping	Daily All Downtown - Higher Frequency in Premium Area
Steam Cleaning: Standard	Once Every 4 to 6 Weeks
Steam Cleaning: Premium	Weekly
Graffiti Removal	Daily as Needed
Light Landscape/Weeds	As Needed
Emergency cleaning	As Needed
Maintenance of PBID funded beautification elements	As Needed

<b>Safety Guides</b>	
Hours of Deployment per Week	566
Weekly FTE	14.15
Coverage in All Areas	12 to 16 hours
Coverage in Premium Areas	12 to 16 hours plus late night on weekends
Foot Patrol	Premium Area Only
Bike & Segway Patrols	Daily All Downtown
Visitor Services, Safety Escorts, Motorist Assist, Homeless Outreach	Daily All Downtown



**Deployment of Clean and Safe Services:** Clean and safe services are deployed in each of two “benefit zones” within the PBID:

**Premium Service Zone:** The Premium service zone includes areas of highest pedestrian activity where demands for clean and safe services are greatest. This area includes the most significant activity generators within the boundaries of the district, including City Place retail center and the Pine Avenue, Promenade and Long Beach Boulevard corridors, the 1<sup>st</sup> Street corridor in the East Village, and the transit facilities along 1<sup>st</sup> Street. These activities create the conditions requiring a greater amount of clean and safe services, such as dirty sidewalks, the presence of graffiti and the need to provide safety guide assistance. The Management Plan anticipates that service deployment frequencies within the Premium service zone will be three times more than the remainder of the PBID – from the number and type of safety guides to the frequency of sidewalk cleaning. Under the current PBID deployment plan, Safety Guides patrol each block of the Premium Zone between 25 and 40 times per day.

**Standard Service Zone:** The remaining areas of the PBID encompassed by the Standard service zone have less pedestrian activity and demands for clean and safe services are generally lower. The standard areas have lower intensity activity generators, including less ground floor retail and a higher concentration of office and residential uses. Accordingly, the lower level of pedestrian activity results in reduced need for clean and safe services. Service frequencies within the Standard service zone are less than the frequency of services in the Premium service zone. Under the current PBID deployment plan, Safety Guides patrol each block of the Standard Zone between 8 and 12 times per day, about one third of the frequencies delivered in the Premium service zone.

**Options for Enhanced Security:** The PBID renewal process has evidenced continued property owner concern with both the reality and perception of public safety on downtown streets. There are a variety of elements contributing to this concern, including ongoing challenges with transient and homeless populations, nuisance crimes ranging from aggressive panhandling to vandalism, and other quality of life issues.

In order to more effectively deploy PBID resources to improve enhanced security, funds for information and safety ambassadors may be redistributed to related activities that have been effective in other California PBIDs, including:

- An “outreach specialist program” in which ambassadors would be tasked with a case management approach to match chronic homeless individuals with available social services (Sacramento, Santa Monica).
- Other quality of life and safety initiatives in partnership with local agencies that may be developed and recommended by the DLBA Public Safety Committee.

**Resident Coordinator/Community Outreach Manager:** Also within the budget for the Clean and Safe program is a Resident Coordinator / Community Outreach Manager to help downtown’s residential population utilize Clean and Safe services. The Resident Coordinator / Community Outreach Manager will provide information, regularly meet with HOAs and resident associations, represent resident perspectives, and trouble-shoot resident issues related to the PBID’s Environmental services that include cleaning, safety and beautification.

**Beautification Program:** In addition to the general cleaning and safety programs for the purposes of improving commerce to each individual assessed parcel, the PBID may also provide highly visible improvements that will add to the attractiveness of public spaces; such as cosmetic improvements to the landscape and streetscape on the public rights-of-way throughout the District. While downtown Long Beach has been well maintained, the beautification needs continued refreshing and updating. These improvements may include but not necessarily be limited to:

- Seasonal banners and decorations
- Public art
- Street furniture and amenities
- Feasibility analyses and plans for design, streetscape and other physical improvements
- Other activities and improvements that visibly enhance the Downtown environment

Annual recommendations regarding the allocation of beautification funds are determined by the Public Realm Committee that provides recommendations to the DLBA board of directors.

### ***3.2. Economy Activities***

---

Activities aimed at working with property owners to improve Downtown's overall image, increased sales and building occupancies are part of the PBID Management Plan. These services are intended to provide special benefits to each individually assessed parcel.

**Marketing, Special Events, & Communications:** Marketing and special event activities will aim to improve the overall image of Downtown with the goal of attracting consumers and visitors, and attracting and retaining businesses, jobs and investment. Initiatives must be designed to provide collective benefits to each individual assessed parcel. While annual work programs and budgets will be developed by the Marketing and Communications Committee and approved by the DLBA board of directors, programs will be selected from a variety of options that may include the following:

- Advertising, including branding and cooperative campaigns and increased placement and frequency in print media.
- Increased distribution and enhanced quality of publications, including downtown maps, directories and activity guides.
- Improved and increased special event and festival production.
- Public relations efforts to promote a positive image and overall experience.

**Economic Development:** These programs will provide a primary one-stop point of contact for business prospects looking to locate and/or grow in downtown. Comprehensive market information on downtown will be researched, packaged and maintained. Specialized research will identify specific target business groups and niches that are most likely to locate within downtown and benefit from local assets.

DLBA staff will serve as a liaison to assist business and property owners in permitting and development review processes. Program staff will work collaboratively with real estate professionals, City staff, and regional economic development groups to coordinate and leverage business attraction efforts.

Responding to the top priority evidenced by downtown stakeholders in the PBID renewal process, the economic development initiative will initially focus on activating storefronts throughout the downtown, including the recruitment of retail stores, temporary or "pop-up" installations, public art and other

methods. Initiatives detailed in the 2013 Strategic Plan Update will also be continued, including but not limited to:

- “Shop Local” campaigns that aims to inform and match residents and employees to downtown retail;
- Traditional and emerging business recruitment programs and activities; and,
- Efforts to welcome new businesses to downtown.

<b>Activity</b>	<b>Standard Zone</b>	<b>Premium Zone</b>
<b>Environment (all properties)</b>		
<b>Clean Team</b>		
Sidewalk Sweeping	Daily	Daily & Peak Evenings
Power Washing Sidewalks	Once every 4-6 weeks	Weekly
Graffiti Removal & Emergency Spot Cleaning	As Needed	As Needed
<b>Safety Guides</b>		
Foot Patrols	No	Yes
Bicycle & Segway Patrols	Yes	Yes
Escort & Visitor Services	Yes	Yes
<b>Beautification</b>	Yes	Yes
<b>Economy (commercial &amp; government only)</b>		
Marketing, Special Events, & Communications	Yes	Yes
Economic Development	Yes	Yes

### ***3.3. Advocacy, Administration & Reserves***

Advocacy and administrative costs have been included within the PBID budget. Examples of advocacy and administrative costs include:

- Accounting and annual financial reports,
- Program support costs including supplies, equipment and rent,
- A delinquency reserve estimated at 3% of assessments,
- A general benefit reserve estimated at 0.89% of the budget, to be paid with non-assessment revenue. The general benefit reserve is established to address that the PBID may provide de minimus general benefit (i.e. general benefit to the public and/or surrounding community), requiring 0.89% of the budget to be financed by non-assessment revenue, and
- Other administration costs associated with the overhead and administrative support of programs.

To reduce administrative costs, increase leveraging of funds, and to avoid duplication of enhanced services, the PBID will continue to be managed by the DLBA to deliver day-to-day services. DLBA can leverage PBID assessments with additional revenues, including business license BID fees, sponsorship revenue, contracts, grants and earned income.

## **4. BUDGET**

The formation engineer estimated the general benefit of the PBID improvements and activities to be 1%. Thus 1% of the budget must be funded from sources other than assessments.

### **4.1. District Budget**

---

The District budget for Fiscal Year 2018/19 has been submitted to the City Council and is, by reference, made part of this report. In accordance with the District's PBID Management Plan, budgeted costs of \$2,649,181 (net of 3% delinquency and 3 months revenue to conclude calendar year) will be recovered. Also in accordance with the Management Plan, reserve funds (the aforementioned 3% of the anticipated revenue) will supplement any difference between the anticipated revenue and the actual revenue collected throughout the course of the fiscal year.

The budget approved by the DLBA Board estimated gross assessment revenue of \$2,649,181 for 2018/19. However, due to parcel changes and adjustments to parcel characteristics, the actual 2018/19 assessment levy is \$2,637,636.44. The difference is \$11,544.56.

See Section 7 for a detailed listing of current year assessments.

### **4.2. Surplus or Deficit Carryover**

---

The District will undergo an independent audit upon the conclusion of Fiscal Year 2017/18 on September 30, 2018. The audit should be completed by December 2018. Surplus or deficit carryover information will be available upon completion of the audit.

### **4.3. Contributions from Other Sources**

---

The formation engineer estimated the general benefit of the PBID improvements and activities to be 1%. Thus 1% of the budget must be funded from sources other than PBID assessments. Outside sources will include revenue from DPIA, Event Ticket Sales and Contract Services.

## **5. BOUNDARIES**

The PBID boundary developed by the formation engineer as outlined in the June 2012 Engineer's Report encompasses approximately 70 blocks of the core of Downtown Long Beach which is bounded roughly by:

- Shoreline Drive to the south, including the Pine Avenue Circle
- Golden Shore to the west and
- Alamitos Avenue to the east.
- To the north, 3<sup>rd</sup> Street in the western part of the PBID, 8<sup>th</sup> Street in the central part and 4<sup>th</sup> Street in the eastern part.

In general, the boundary includes approximately 60 "whole blocks", the remainder includes portions of blocks. The properties within whole blocks have all their street frontages included in the activities, i.e., all four street frontages. The properties within a portion of a block have only the street frontage of the property included in the PBID boundary that receives the PBID activities.

### **5.1. Benefit Zones**

---

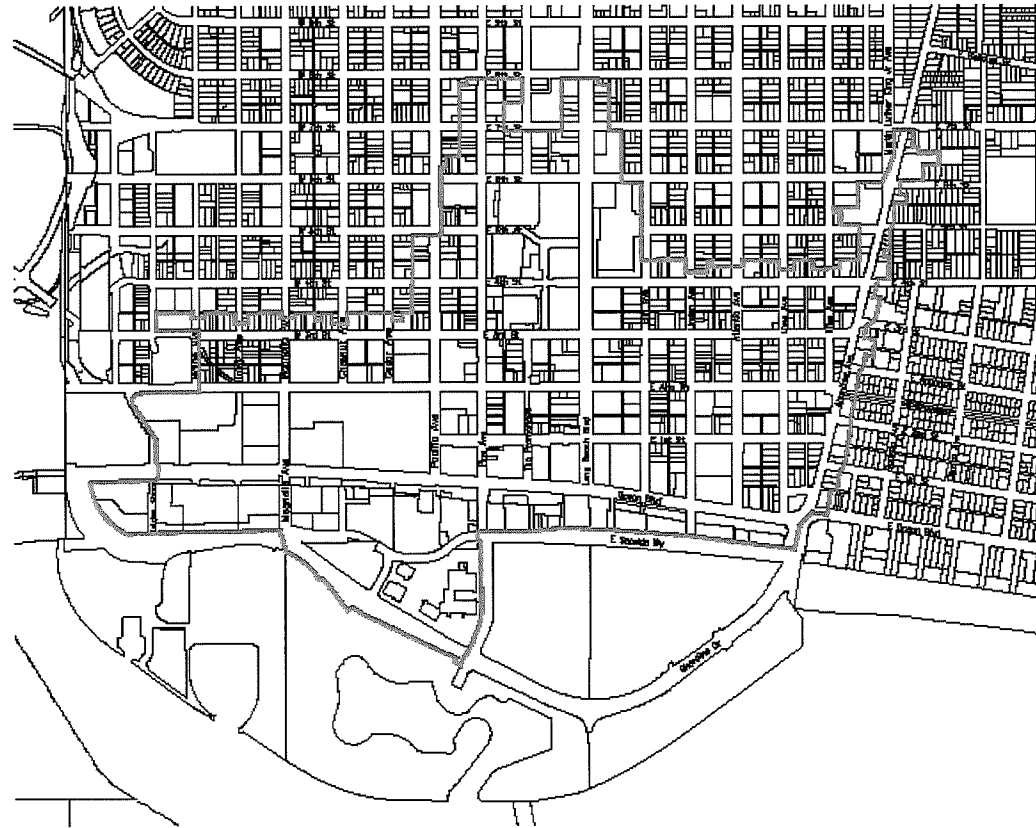
Two benefit zones were created to reflect two different levels of service. The deployment and frequency of clean and safe services in the Premium Zone will be greater than the deployment and frequency of clean and safe services in the Standard Zone. The benefit zones are delineated as follows:

**Premium Service Zone** includes most blocks in the central portion of the PBID bounded by Long Beach Boulevard to the east, 6<sup>th</sup> Street to the north, Pine and Pacific Avenues to the west and Ocean Boulevard to the south.

**Standard Service Zone** includes much of the western portion of the PBID bounded roughly by Pacific Avenue, 3<sup>rd</sup> Street, Golden Shore, Shoreline Drive and Ocean Boulevard. To the east, the standard zone is roughly bounded by Elm Avenue, 4<sup>th</sup> Street, Alamitos Avenue and Ocean Boulevard.

Maps of the district boundary and the benefit zones are provided on the following pages.

PROPOSED BOUNDARIES OF  
DOWNTOWN LONG BEACH  
PROPERTY-BASED BUSINESS IMPROVEMENT DISTRICT  
CITY OF LONG BEACH, STATE OF CALIFORNIA  
FEBRUARY 2012



LEGEND  
PBD Boundary



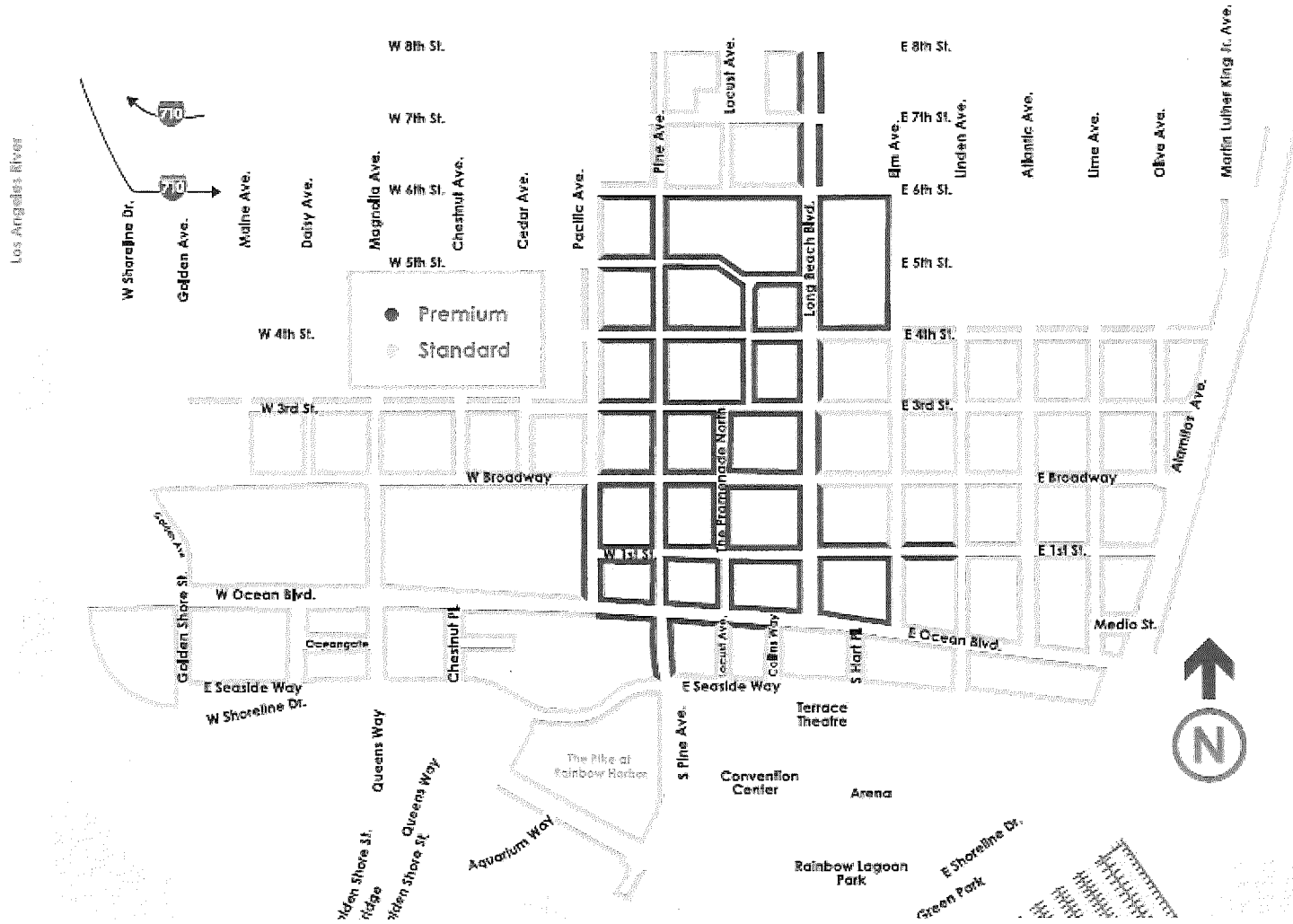
Created by KLI Brown Inc. Version: PBD Map - 02/12/2012



KRISTIN LOWELL INC.  
PUBLIC FINANCE SOLUTIONS

File: K:\proj\1103\1103\_001\LongBeach\1103-001.dwg    Nor. 01, 2012    4:01pm    jrandman

# Proposed PBID Boundaries & Benefit Zones





## 6. ASSESSMENT METHODOLOGY

Assessments for the PBID are calculated using the methodology developed by the formation engineer as outlined in the June 2012 Engineer's Report. Assessments are computed using five property characteristics: land use type, benefit zone, linear frontage, lot square footage, and building square footage. Each assessable parcel is categorized into one of the following land use types: Commercial, Government, Residential, Non-Profit, and Parking.

Per the formation engineer's report:

*"Each residential condominium will be assessed based upon its unit gross building square footage and a pro rata share of building lot square footage and frontage based upon the size of the condominium in relation to the gross square footage of the building.*

*For properties with frontage on both premium and standard zones, linear frontage will be allocated to each zone, and lot plus building square footage rates will apply to the zone fronting the address side of the building."*

After each parcel is categorized into its proper land use type, linear frontage, lot square footage and building square footage are determined and those values are multiplied by the assessment rates shown below to determine the total assessment.

### 6.1. Current Year Actual Assessment Rates

For 2018/19, the PBID Board approved an assessment rate increase of 3.8%. As such, the actual assessment rates for 2018/19 are 3.8% greater than the actual 2017/18 assessment rates.

Category	Actual Rates 2018/19	
	Standard Zone	Premium Zone
Frontage	11.3810181528	18.3836442657
Lot + Building (Com/Gov)	0.0496732889	0.0545673000
Lot + Building (Parking)	0.0324795197	0.0373735308
Lot + Building (Non-Profit/Residential)	0.0152857505	0.0201797616

### 6.2. Current Year Maximum Assessment Rates

The maximum assessment rates increase each year by 5% over the prior year's maximum assessment rates. The actual assessment rates in any year may be less than or equal the maximum assessment rates. The actual assessment rates cannot exceed that year's maximum assessment rates.

Category	Maximum Rates 2018/19	
	Standard Zone	Premium Zone
Frontage	12.9879817237	20.9793563749
Lot + Building (Com/Gov)	0.0566869993	0.0622720292
Lot + Building (Parking)	0.0370655246	0.0426505545
Lot + Building (Non-Profit/Residential)	0.0174440498	0.0230290797

## 7. ASSESSMENT ROLL

The table below provides a summary of the 2018/19 levy:

Land Use Type	Premium Levy	Standard Levy	Total Levy (1)
Commercial	\$716,939.53	\$731,300.09	\$1,448,237.80
Government	98,059.70	379,390.37	477,449.48
Parking	111,193.65	88,584.74	199,778.34
Non-Profit	1,769.85	35,690.95	37,460.72
Residential	83,468.36	254,601.34	338,052.98
Mixed Use (Commercial & Residential)	42,076.58	94,580.70	136,657.12
<b>Totals</b>	<b>\$1,053,507.67</b>	<b>\$1,584,148.19</b>	<b>\$2,637,636.44</b>

(1) Slight variance due to rounding

The Table below provides a breakdown of the Fiscal Year 2018/19 levy amounts placed on the County of Los Angeles Property Tax Roll, the State Board of Equalization Roll (for public utilities) and those billed directly to parcel owners:

Method of Levy	Levy Amount
County of Los Angeles Property Tax Roll	\$1,944,335.90
Direct Bill (1)	674,268.12
State Board of Equalization Roll (SBE) (2)	19,032.42
<b>Totals</b>	<b>\$2,637,636.44</b>

(1) These parcels are owned by the City of Long Beach, LACMTA, Long Beach Transit, the State of California, USPS, the US Government, and the Judicial Council of California

(2) These parcels are owned by Southern California Edison

The following pages contain the 2018/19 assessment roll for the PBID.

**City of Long Beach  
Downtown Long Beach Business Improvement District  
Final Billing Detail Report for Fiscal Year 2018/19**

Account ID	Property ID	DB	Levy	Other	Total
7265-001-018	7265-001-018-3		\$4,083.03	(\$0.01)	\$4,083.02
7265-001-037	7265-001-037-0		2,540.13	(0.01)	2,540.12
7265-003-031	7265-003-031-2		906.41	(0.01)	906.40
7265-003-032	7265-003-032-1		1,574.14	0.00	1,574.14
7265-003-033	7265-003-033-0		948.98	0.00	948.98
7265-003-039	7265-003-039-4		2,531.78	0.00	2,531.78
7266-006-040	7266-006-040-3		1,121.39	(0.01)	1,121.38
7266-006-041	7266-006-041-2		7,304.33	(0.01)	7,304.32
7266-006-043	7266-006-043-0		1,028.56	0.00	1,028.56
7266-006-900	7266-006-900-2	Y	964.52	0.00	964.52
7266-007-016	7266-007-016-1		921.92	0.00	921.92
7266-007-017	7266-007-017-0		1,215.26	0.00	1,215.26
7266-007-020	7266-007-020-5		3,144.18	0.00	3,144.18
7266-008-001	7266-008-001-6		583.96	0.00	583.96
7266-008-002	7266-008-002-5		514.48	0.00	514.48
7266-008-003	7266-008-003-4		524.35	(0.01)	524.34
7266-008-015	7266-008-015-0		4,511.76	0.00	4,511.76
7266-008-016	7266-008-016-9		756.80	0.00	756.80
7266-008-018	7266-008-018-7		640.52	0.00	640.52
7266-008-019	7266-008-019-6		633.83	(0.01)	633.82
7273-020-001	7273-020-001-2		1,213.74	0.00	1,213.74
7273-020-004	7273-020-004-9		2,188.06	0.00	2,188.06
7273-020-005	7273-020-005-8		1,178.19	(0.01)	1,178.18
7273-020-006	7273-020-006-7		1,446.41	(0.01)	1,446.40
7273-020-038	7273-020-038-9		4,060.12	0.00	4,060.12
7273-021-007	7273-021-007-4		1,499.48	0.00	1,499.48
7273-021-010	7273-021-010-9		1,445.65	(0.01)	1,445.64
7273-021-012	7273-021-012-7		3,362.99	(0.01)	3,362.98
7273-021-017	7273-021-017-2		6,121.80	0.00	6,121.80
7273-022-001	7273-022-001-8		2,092.12	0.00	2,092.12
7273-022-002	7273-022-002-7		952.31	(0.01)	952.30
7273-022-003	7273-022-003-6		720.17	(0.01)	720.16
7273-022-008	7273-022-008-1		764.83	(0.01)	764.82
7273-022-011	7273-022-011-6		1,891.41	(0.01)	1,891.40
7273-022-012	7273-022-012-5		915.51	(0.01)	915.50
7273-022-013	7273-022-013-4		1,822.66	0.00	1,822.66
7273-022-014	7273-022-014-3		785.19	(0.01)	785.18
7273-022-015	7273-022-015-2		2,324.58	0.00	2,324.58
7273-022-018	7273-022-018-9		3,557.49	(0.01)	3,557.48

**City of Long Beach**  
**Downtown Long Beach Business Improvement District**  
**Final Billing Detail Report for Fiscal Year 2018/19**

Account ID	Property ID	DB	Levy	Other	Total
7273-023-002	7273-023-002-5		1,002.60	0.00	1,002.60
7273-023-003	7273-023-003-4		1,038.47	(0.01)	1,038.46
7273-023-007	7273-023-007-0		2,652.92	0.00	2,652.92
7273-023-009	7273-023-009-8		1,259.66	0.00	1,259.66
7273-023-011	7273-023-011-4		1,325.08	0.00	1,325.08
7273-023-013	7273-023-013-2		1,273.62	0.00	1,273.62
7273-024-001	7273-024-001-4		1,294.03	(0.01)	1,294.02
7273-024-004	7273-024-004-1		941.60	0.00	941.60
7273-024-005	7273-024-005-0		470.80	0.00	470.80
7273-024-007	7273-024-007-8		570.15	(0.01)	570.14
7273-024-010	7273-024-010-3		1,220.14	0.00	1,220.14
7273-024-014	7273-024-014-9		954.02	0.00	954.02
7273-024-017	7273-024-017-6		941.60	0.00	941.60
7273-024-018	7273-024-018-5		5,816.76	0.00	5,816.76
7273-024-019	7273-024-019-4		2,059.96	0.00	2,059.96
7273-024-020	7273-024-020-1		950.51	(0.01)	950.50
7273-025-001	7273-025-001-1		2,134.52	0.00	2,134.52
7273-025-013	7273-025-013-7		540.52	0.00	540.52
7273-025-015	7273-025-015-5		956.50	0.00	956.50
7273-025-017	7273-025-017-3		956.50	0.00	956.50
7273-025-018	7273-025-018-2		1,052.15	(0.01)	1,052.14
7273-025-020	7273-025-020-8		8,132.02	0.00	8,132.02
7273-025-021	7273-025-021-7		4,667.96	0.00	4,667.96
7273-025-022	7273-025-022-6		11,483.65	(0.01)	11,483.64
7273-026-001	7273-026-001-9		3,371.43	(0.01)	3,371.42
7273-026-002	7273-026-002-8		1,601.27	(0.01)	1,601.26
7273-026-004	7273-026-004-6		5,306.86	0.00	5,306.86
7273-026-006	7273-026-006-4		757.91	(0.01)	757.90
7273-026-008	7273-026-008-2		683.69	(0.01)	683.68
7273-026-009	7273-026-009-1		683.69	(0.01)	683.68
7273-026-011	7273-026-011-7		747.15	(0.01)	747.14
7273-026-017	7273-026-017-1		1,883.20	0.00	1,883.20
7273-026-019	7273-026-019-9		5,424.90	0.00	5,424.90
7273-026-020	7273-026-020-6		2,390.85	(0.01)	2,390.84
7273-026-021	7273-026-021-5		864.50	0.00	864.50
7273-026-022	7273-026-022-4		3,169.34	0.00	3,169.34
7273-027-035	7273-027-035-7		5,144.10	0.00	5,144.10
7273-027-037	7273-027-037-5		6,839.18	0.00	6,839.18
7274-024-022	7274-024-022-8		2,340.17	(0.01)	2,340.16

**City of Long Beach**  
**Downtown Long Beach Business Improvement District**  
**Final Billing Detail Report for Fiscal Year 2018/19**

Account ID	Property ID	DB	Levy	Other	Total
7274-024-023	7274-024-023-7		886.36	0.00	886.36
7275-001-001	7275-001-001-0		1,408.13	(0.01)	1,408.12
7275-001-083	7275-001-083-1		2,820.83	(0.01)	2,820.82
7275-002-001	7275-002-001-8		1,189.16	0.00	1,189.16
7275-002-004	7275-002-004-5		2,668.61	(0.01)	2,668.60
7275-002-025	7275-002-025-0		2,440.78	0.00	2,440.78
7275-002-101	7275-002-101-7		3,055.79	(0.01)	3,055.78
7278-002-009	7278-002-009-7		17,812.79	(0.01)	17,812.78
7278-002-010	7278-002-010-4		17,847.55	(0.01)	17,847.54
7278-003-028	7278-003-028-2		19,313.76	0.00	19,313.76
7278-003-033	7278-003-033-5		11,086.30	0.00	11,086.30
7278-003-034	7278-003-034-4		18,118.29	(0.01)	18,118.28
7278-003-035	7278-003-035-3		57,194.96	0.00	57,194.96
7278-003-036	7278-003-036-2		0.00	0.00	0.00
7278-003-037	7278-003-037-1		0.00	0.00	0.00
7278-003-932	7278-003-932-7	Y	12,793.13	(0.01)	12,793.12
7278-004-010	7278-004-010-0		15,988.03	(0.01)	15,988.02
7278-004-018	7278-004-018-2		4,495.05	(0.01)	4,495.04
7278-004-019	7278-004-019-1		150.82	0.00	150.82
7278-004-020	7278-004-020-8		862.08	0.00	862.08
7278-004-021	7278-004-021-7		28.52	0.00	28.52
7278-004-022	7278-004-022-6		38.38	0.00	38.38
7278-004-023	7278-004-023-5		38.38	0.00	38.38
7278-004-024	7278-004-024-4		28.52	0.00	28.52
7278-004-025	7278-004-025-3		36.25	(0.01)	36.24
7278-004-026	7278-004-026-2		36.25	(0.01)	36.24
7278-004-027	7278-004-027-1		28.52	0.00	28.52
7278-004-028	7278-004-028-0		38.38	0.00	38.38
7278-004-029	7278-004-029-9		38.38	0.00	38.38
7278-004-030	7278-004-030-6		28.52	0.00	28.52
7278-004-031	7278-004-031-5		36.25	(0.01)	36.24
7278-004-032	7278-004-032-4		36.25	(0.01)	36.24
7278-004-033	7278-004-033-3		28.52	0.00	28.52
7278-004-034	7278-004-034-2		38.38	0.00	38.38
7278-004-035	7278-004-035-1		38.38	0.00	38.38
7278-004-036	7278-004-036-0		28.52	0.00	28.52
7278-004-037	7278-004-037-9		36.25	(0.01)	36.24
7278-004-038	7278-004-038-8		36.25	(0.01)	36.24
7278-004-039	7278-004-039-7		28.52	0.00	28.52

**City of Long Beach**  
**Downtown Long Beach Business Improvement District**  
**Final Billing Detail Report for Fiscal Year 2018/19**

Account ID	Property ID	DB	Levy	Other	Total
7278-004-040	7278-004-040-4		38.38	0.00	38.38
7278-004-041	7278-004-041-3		38.38	0.00	38.38
7278-004-042	7278-004-042-2		28.52	0.00	28.52
7278-004-043	7278-004-043-1		36.25	(0.01)	36.24
7278-004-044	7278-004-044-0		36.25	(0.01)	36.24
7278-004-045	7278-004-045-9		28.52	0.00	28.52
7278-004-046	7278-004-046-8		38.38	0.00	38.38
7278-004-047	7278-004-047-7		38.38	0.00	38.38
7278-004-048	7278-004-048-6		28.52	0.00	28.52
7278-004-049	7278-004-049-5		36.25	(0.01)	36.24
7278-004-050	7278-004-050-1		36.25	(0.01)	36.24
7278-004-051	7278-004-051-0		28.52	0.00	28.52
7278-004-052	7278-004-052-9		38.38	0.00	38.38
7278-004-053	7278-004-053-8		38.38	0.00	38.38
7278-004-054	7278-004-054-7		28.52	0.00	28.52
7278-004-055	7278-004-055-6		36.25	(0.01)	36.24
7278-004-056	7278-004-056-5		36.25	(0.01)	36.24
7278-004-057	7278-004-057-4		28.52	0.00	28.52
7278-004-058	7278-004-058-3		38.38	0.00	38.38
7278-004-059	7278-004-059-2		38.38	0.00	38.38
7278-004-060	7278-004-060-9		28.52	0.00	28.52
7278-004-061	7278-004-061-8		36.25	(0.01)	36.24
7278-004-062	7278-004-062-7		36.25	(0.01)	36.24
7278-004-063	7278-004-063-6		28.52	0.00	28.52
7278-004-064	7278-004-064-5		38.38	0.00	38.38
7278-004-065	7278-004-065-4		38.38	0.00	38.38
7278-004-066	7278-004-066-3		28.52	0.00	28.52
7278-004-067	7278-004-067-2		26.12	0.00	26.12
7278-004-068	7278-004-068-1		26.12	0.00	26.12
7278-004-069	7278-004-069-0		28.52	0.00	28.52
7278-004-070	7278-004-070-7		38.38	0.00	38.38
7278-004-071	7278-004-071-6		38.38	0.00	38.38
7278-004-072	7278-004-072-5		28.52	0.00	28.52
7278-004-073	7278-004-073-4		26.12	0.00	26.12
7278-004-074	7278-004-074-3		26.12	0.00	26.12
7278-004-075	7278-004-075-2		28.52	0.00	28.52
7278-004-076	7278-004-076-1		38.38	0.00	38.38
7278-004-077	7278-004-077-0		38.38	0.00	38.38
7278-004-078	7278-004-078-9		28.52	0.00	28.52

**City of Long Beach**  
**Downtown Long Beach Business Improvement District**  
**Final Billing Detail Report for Fiscal Year 2018/19**

Account ID	Property ID	DB	Levy	Other	Total
7278-004-079	7278-004-079-8		26.12	0.00	26.12
7278-004-080	7278-004-080-5		26.12	0.00	26.12
7278-004-081	7278-004-081-4		28.52	0.00	28.52
7278-004-082	7278-004-082-3		38.38	0.00	38.38
7278-004-083	7278-004-083-2		38.38	0.00	38.38
7278-004-084	7278-004-084-1		28.52	0.00	28.52
7278-004-085	7278-004-085-0		26.12	0.00	26.12
7278-004-086	7278-004-086-9		26.12	0.00	26.12
7278-004-087	7278-004-087-8		44.25	(0.01)	44.24
7278-004-088	7278-004-088-7		46.91	(0.01)	46.90
7278-004-089	7278-004-089-6		46.91	(0.01)	46.90
7278-004-090	7278-004-090-3		44.25	(0.01)	44.24
7278-004-091	7278-004-091-2		44.25	(0.01)	44.24
7278-004-092	7278-004-092-1		46.91	(0.01)	46.90
7278-004-093	7278-004-093-0		46.91	(0.01)	46.90
7278-004-094	7278-004-094-9		44.25	(0.01)	44.24
7278-004-095	7278-004-095-8		44.25	(0.01)	44.24
7278-004-096	7278-004-096-7		46.91	(0.01)	46.90
7278-004-097	7278-004-097-6		46.91	(0.01)	46.90
7278-004-098	7278-004-098-5		44.25	(0.01)	44.24
7278-004-099	7278-004-099-4		44.25	(0.01)	44.24
7278-004-100	7278-004-100-1		46.91	(0.01)	46.90
7278-004-101	7278-004-101-0		46.91	(0.01)	46.90
7278-004-102	7278-004-102-9		44.25	(0.01)	44.24
7278-004-103	7278-004-103-8		44.25	(0.01)	44.24
7278-004-104	7278-004-104-7		46.91	(0.01)	46.90
7278-004-105	7278-004-105-6		46.91	(0.01)	46.90
7278-004-106	7278-004-106-5		44.25	(0.01)	44.24
7278-004-107	7278-004-107-4		44.25	(0.01)	44.24
7278-004-108	7278-004-108-3		46.91	(0.01)	46.90
7278-004-109	7278-004-109-2		46.91	(0.01)	46.90
7278-004-110	7278-004-110-9		44.25	(0.01)	44.24
7278-004-111	7278-004-111-8		44.25	(0.01)	44.24
7278-004-112	7278-004-112-7		46.91	(0.01)	46.90
7278-004-113	7278-004-113-6		46.91	(0.01)	46.90
7278-004-114	7278-004-114-5		44.25	(0.01)	44.24
7278-004-115	7278-004-115-4		44.25	(0.01)	44.24
7278-004-116	7278-004-116-3		46.91	(0.01)	46.90
7278-004-117	7278-004-117-2		46.91	(0.01)	46.90

**City of Long Beach**  
**Downtown Long Beach Business Improvement District**  
**Final Billing Detail Report for Fiscal Year 2018/19**

Account ID	Property ID	DB	Levy	Other	Total
7278-004-118	7278-004-118-1		44.25	(0.01)	44.24
7278-004-119	7278-004-119-0		44.25	(0.01)	44.24
7278-004-120	7278-004-120-7		46.91	(0.01)	46.90
7278-004-121	7278-004-121-6		46.91	(0.01)	46.90
7278-004-122	7278-004-122-5		44.25	(0.01)	44.24
7278-004-123	7278-004-123-4		44.25	(0.01)	44.24
7278-004-124	7278-004-124-3		46.91	(0.01)	46.90
7278-004-125	7278-004-125-2		46.91	(0.01)	46.90
7278-004-126	7278-004-126-1		44.25	(0.01)	44.24
7278-004-127	7278-004-127-0		44.25	(0.01)	44.24
7278-004-128	7278-004-128-9		46.91	(0.01)	46.90
7278-004-129	7278-004-129-8		46.91	(0.01)	46.90
7278-004-130	7278-004-130-5		44.25	(0.01)	44.24
7278-004-131	7278-004-131-4		44.25	(0.01)	44.24
7278-004-132	7278-004-132-3		46.91	(0.01)	46.90
7278-004-133	7278-004-133-2		46.91	(0.01)	46.90
7278-004-134	7278-004-134-1		44.25	(0.01)	44.24
7278-004-135	7278-004-135-0		38.91	(0.01)	38.90
7278-004-136	7278-004-136-9		46.91	(0.01)	46.90
7278-004-137	7278-004-137-8		46.91	(0.01)	46.90
7278-004-138	7278-004-138-7		38.91	(0.01)	38.90
7278-004-139	7278-004-139-6		38.91	(0.01)	38.90
7278-004-140	7278-004-140-3		46.91	(0.01)	46.90
7278-004-141	7278-004-141-2		46.91	(0.01)	46.90
7278-004-142	7278-004-142-1		38.91	(0.01)	38.90
7278-004-143	7278-004-143-0		38.91	(0.01)	38.90
7278-004-144	7278-004-144-9		46.91	(0.01)	46.90
7278-004-145	7278-004-145-8		46.91	(0.01)	46.90
7278-004-146	7278-004-146-7		38.91	(0.01)	38.90
7278-004-147	7278-004-147-6		38.91	(0.01)	38.90
7278-004-148	7278-004-148-5		46.91	(0.01)	46.90
7278-004-149	7278-004-149-4		46.91	(0.01)	46.90
7278-004-150	7278-004-150-0		38.91	(0.01)	38.90
7278-004-151	7278-004-151-9		87.69	(0.01)	87.68
7278-004-152	7278-004-152-8		87.69	(0.01)	87.68
7278-004-153	7278-004-153-7		75.54	0.00	75.54
7278-004-154	7278-004-154-6		76.08	0.00	76.08
7278-004-155	7278-004-155-5		83.63	(0.01)	83.62
7278-004-156	7278-004-156-4		48.56	0.00	48.56



**City of Long Beach**  
**Downtown Long Beach Business Improvement District**  
**Final Billing Detail Report for Fiscal Year 2018/19**

Account ID	Property ID	DB	Levy	Other	Total
7278-004-157	7278-004-157-3		56.11	(0.01)	56.10
7278-004-158	7278-004-158-2		76.08	0.00	76.08
7278-004-159	7278-004-159-1		76.08	0.00	76.08
7278-004-160	7278-004-160-8		91.72	0.00	91.72
7278-004-161	7278-004-161-7		48.56	0.00	48.56
7278-004-162	7278-004-162-6		56.11	(0.01)	56.10
7278-004-163	7278-004-163-5		76.08	0.00	76.08
7278-004-164	7278-004-164-4		76.08	0.00	76.08
7278-004-165	7278-004-165-3		56.11	(0.01)	56.10
7278-004-166	7278-004-166-2		48.56	0.00	48.56
7278-004-167	7278-004-167-1		48.56	0.00	48.56
7278-004-168	7278-004-168-0		56.11	(0.01)	56.10
7278-004-169	7278-004-169-9		76.08	0.00	76.08
7278-004-170	7278-004-170-6		76.08	0.00	76.08
7278-004-171	7278-004-171-5		56.11	(0.01)	56.10
7278-004-172	7278-004-172-4		48.56	0.00	48.56
7278-004-173	7278-004-173-3		48.56	0.00	48.56
7278-004-174	7278-004-174-2		56.11	(0.01)	56.10
7278-004-175	7278-004-175-1		76.08	0.00	76.08
7278-004-176	7278-004-176-0		76.08	0.00	76.08
7278-004-177	7278-004-177-9		56.11	(0.01)	56.10
7278-004-178	7278-004-178-8		48.56	0.00	48.56
7278-004-179	7278-004-179-7		48.56	0.00	48.56
7278-004-180	7278-004-180-4		56.11	(0.01)	56.10
7278-004-181	7278-004-181-3		76.08	0.00	76.08
7278-004-182	7278-004-182-2		76.08	0.00	76.08
7278-004-183	7278-004-183-1		56.11	(0.01)	56.10
7278-004-184	7278-004-184-0		48.56	0.00	48.56
7278-004-185	7278-004-185-9		48.56	0.00	48.56
7278-004-186	7278-004-186-8		56.11	(0.01)	56.10
7278-004-187	7278-004-187-7		76.08	0.00	76.08
7278-004-188	7278-004-188-6		76.08	0.00	76.08
7278-004-189	7278-004-189-5		56.11	(0.01)	56.10
7278-004-190	7278-004-190-2		48.56	0.00	48.56
7278-004-191	7278-004-191-1		48.56	0.00	48.56
7278-004-192	7278-004-192-0		56.11	(0.01)	56.10
7278-004-193	7278-004-193-9		76.08	0.00	76.08
7278-004-194	7278-004-194-8		76.08	0.00	76.08
7278-004-195	7278-004-195-7		56.11	(0.01)	56.10

**City of Long Beach**  
**Downtown Long Beach Business Improvement District**  
**Final Billing Detail Report for Fiscal Year 2018/19**

Account ID	Property ID	DB	Levy	Other	Total
7278-004-196	7278-004-196-6		48.56	0.00	48.56
7278-004-197	7278-004-197-5		48.56	0.00	48.56
7278-004-198	7278-004-198-4		56.11	(0.01)	56.10
7278-004-199	7278-004-199-3		76.08	0.00	76.08
7278-004-200	7278-004-200-0		76.08	0.00	76.08
7278-004-201	7278-004-201-9		56.11	(0.01)	56.10
7278-004-202	7278-004-202-8		48.56	0.00	48.56
7278-004-203	7278-004-203-7		48.56	0.00	48.56
7278-004-204	7278-004-204-6		56.11	(0.01)	56.10
7278-004-205	7278-004-205-5		76.08	0.00	76.08
7278-004-206	7278-004-206-4		76.08	0.00	76.08
7278-004-207	7278-004-207-3		56.11	(0.01)	56.10
7278-004-208	7278-004-208-2		48.56	0.00	48.56
7278-004-209	7278-004-209-1		48.56	0.00	48.56
7278-004-210	7278-004-210-8		56.11	(0.01)	56.10
7278-004-211	7278-004-211-7		76.08	0.00	76.08
7278-004-212	7278-004-212-6		76.08	0.00	76.08
7278-004-213	7278-004-213-5		56.11	(0.01)	56.10
7278-004-214	7278-004-214-4		48.56	0.00	48.56
7278-004-215	7278-004-215-3		48.56	0.00	48.56
7278-004-217	7278-004-217-1		76.08	0.00	76.08
7278-004-218	7278-004-218-0		76.08	0.00	76.08
7278-004-219	7278-004-219-9		56.11	(0.01)	56.10
7278-004-220	7278-004-220-6		48.56	0.00	48.56
7278-004-221	7278-004-221-5		48.56	0.00	48.56
7278-004-222	7278-004-222-4		56.11	(0.01)	56.10
7278-004-223	7278-004-223-3		76.08	0.00	76.08
7278-004-224	7278-004-224-2		76.08	0.00	76.08
7278-004-225	7278-004-225-1		56.11	(0.01)	56.10
7278-004-226	7278-004-226-0		48.56	0.00	48.56
7278-004-227	7278-004-227-9		48.56	0.00	48.56
7278-004-228	7278-004-228-8		56.11	(0.01)	56.10
7278-004-229	7278-004-229-7		76.08	0.00	76.08
7278-004-230	7278-004-230-4		76.08	0.00	76.08
7278-004-231	7278-004-231-3		56.11	(0.01)	56.10
7278-004-232	7278-004-232-2		48.56	0.00	48.56
7278-004-233	7278-004-233-1		48.56	0.00	48.56
7278-004-234	7278-004-234-0		56.11	(0.01)	56.10
7278-004-235	7278-004-235-9		76.08	0.00	76.08

**City of Long Beach**  
**Downtown Long Beach Business Improvement District**  
**Final Billing Detail Report for Fiscal Year 2018/19**

Account ID	Property ID	DB	Levy	Other	Total
7278-004-236	7278-004-236-8		76.08	0.00	76.08
7278-004-237	7278-004-237-7		56.11	(0.01)	56.10
7278-004-238	7278-004-238-6		48.56	0.00	48.56
7278-004-239	7278-004-239-5		48.56	0.00	48.56
7278-004-240	7278-004-240-2		56.11	(0.01)	56.10
7278-004-241	7278-004-241-1		76.08	0.00	76.08
7278-004-242	7278-004-242-0		76.08	0.00	76.08
7278-004-243	7278-004-243-9		56.11	(0.01)	56.10
7278-004-244	7278-004-244-8		48.56	0.00	48.56
7278-004-245	7278-004-245-7		71.76	0.00	71.76
7278-004-246	7278-004-246-6		90.10	0.00	90.10
7278-004-247	7278-004-247-5		90.10	0.00	90.10
7278-004-248	7278-004-248-4		71.76	0.00	71.76
7278-004-249	7278-004-249-3		71.76	0.00	71.76
7278-004-250	7278-004-250-9		90.10	0.00	90.10
7278-004-251	7278-004-251-8		90.10	0.00	90.10
7278-004-252	7278-004-252-7		71.76	0.00	71.76
7278-004-253	7278-004-253-6		71.76	0.00	71.76
7278-004-254	7278-004-254-5		90.10	0.00	90.10
7278-004-255	7278-004-255-4		90.10	0.00	90.10
7278-004-256	7278-004-256-3		71.76	0.00	71.76
7278-004-257	7278-004-257-2		71.76	0.00	71.76
7278-004-258	7278-004-258-1		90.10	0.00	90.10
7278-004-259	7278-004-259-0		90.10	0.00	90.10
7278-004-260	7278-004-260-7		71.76	0.00	71.76
7278-004-261	7278-004-261-6		71.76	0.00	71.76
7278-004-262	7278-004-262-5		90.10	0.00	90.10
7278-004-263	7278-004-263-4		90.10	0.00	90.10
7278-004-264	7278-004-264-3		71.76	0.00	71.76
7278-004-265	7278-004-265-2		165.64	0.00	165.64
7278-004-266	7278-004-266-1		165.64	0.00	165.64
7278-004-905	7278-004-905-8	Y	6,897.48	0.00	6,897.48
7278-005-002	7278-005-002-7		2,656.80	0.00	2,656.80
7278-005-038	7278-005-038-5		832.64	0.00	832.64
7278-005-040	7278-005-040-1		19.08	0.00	19.08
7278-005-041	7278-005-041-0		12.26	0.00	12.26
7278-005-042	7278-005-042-9		13.55	(0.01)	13.54
7278-005-043	7278-005-043-8		814.34	0.00	814.34
7278-005-044	7278-005-044-7		17.72	0.00	17.72

**City of Long Beach**  
**Downtown Long Beach Business Improvement District**  
**Final Billing Detail Report for Fiscal Year 2018/19**

Account ID	Property ID	DB	Levy	Other	Total
7278-005-045	7278-005-045-6		18.44	0.00	18.44
7278-005-046	7278-005-046-5		13.87	(0.01)	13.86
7278-005-048	7278-005-048-3		26.30	0.00	26.30
7278-005-049	7278-005-049-2		19.72	0.00	19.72
7278-005-050	7278-005-050-8		11.47	(0.01)	11.46
7278-005-051	7278-005-051-7		20.08	0.00	20.08
7278-005-052	7278-005-052-6		16.87	(0.01)	16.86
7278-005-053	7278-005-053-5		13.87	(0.01)	13.86
7278-005-055	7278-005-055-3		30.23	(0.01)	30.22
7278-005-056	7278-005-056-2		25.81	(0.01)	25.80
7278-005-057	7278-005-057-1		24.01	(0.01)	24.00
7278-005-058	7278-005-058-0		18.92	0.00	18.92
7278-005-059	7278-005-059-9		18.80	0.00	18.80
7278-005-060	7278-005-060-6		13.91	(0.01)	13.90
7278-005-061	7278-005-061-5		18.56	0.00	18.56
7278-005-062	7278-005-062-4		29.50	0.00	29.50
7278-005-063	7278-005-063-3		17.76	0.00	17.76
7278-005-064	7278-005-064-2		19.64	0.00	19.64
7278-005-065	7278-005-065-1		25.81	(0.01)	25.80
7278-005-066	7278-005-066-0		24.01	(0.01)	24.00
7278-005-067	7278-005-067-9		18.92	0.00	18.92
7278-005-068	7278-005-068-8		18.80	0.00	18.80
7278-005-069	7278-005-069-7		13.91	(0.01)	13.90
7278-005-070	7278-005-070-4		18.56	0.00	18.56
7278-005-071	7278-005-071-3		31.15	(0.01)	31.14
7278-005-072	7278-005-072-2		38.12	0.00	38.12
7278-005-073	7278-005-073-1		25.97	(0.01)	25.96
7278-005-074	7278-005-074-0		24.01	(0.01)	24.00
7278-005-075	7278-005-075-9		18.92	0.00	18.92
7278-005-076	7278-005-076-8		18.80	0.00	18.80
7278-005-077	7278-005-077-7		13.91	(0.01)	13.90
7278-005-078	7278-005-078-6		18.56	0.00	18.56
7278-005-079	7278-005-079-5		31.15	(0.01)	31.14
7278-005-080	7278-005-080-2		38.12	0.00	38.12
7278-005-081	7278-005-081-1		25.97	(0.01)	25.96
7278-005-082	7278-005-082-0		24.01	(0.01)	24.00
7278-005-083	7278-005-083-9		18.92	0.00	18.92
7278-005-084	7278-005-084-8		18.80	0.00	18.80
7278-005-085	7278-005-085-7		13.91	(0.01)	13.90

**City of Long Beach**  
**Downtown Long Beach Business Improvement District**  
**Final Billing Detail Report for Fiscal Year 2018/19**

Account ID	Property ID	DB	Levy	Other	Total
7278-005-086	7278-005-086-6		18.56	0.00	18.56
7278-005-087	7278-005-087-5		70.79	(0.01)	70.78
7278-005-088	7278-005-088-4		25.97	(0.01)	25.96
7278-005-089	7278-005-089-3		24.01	(0.01)	24.00
7278-005-090	7278-005-090-0		18.92	0.00	18.92
7278-005-091	7278-005-091-9		18.80	0.00	18.80
7278-005-092	7278-005-092-8		13.91	(0.01)	13.90
7278-005-093	7278-005-093-7		18.56	0.00	18.56
7278-005-094	7278-005-094-6		31.15	(0.01)	31.14
7278-005-095	7278-005-095-5		38.12	0.00	38.12
7278-005-096	7278-005-096-4		25.97	(0.01)	25.96
7278-005-097	7278-005-097-3		24.01	(0.01)	24.00
7278-005-098	7278-005-098-2		18.92	0.00	18.92
7278-005-099	7278-005-099-1		18.80	0.00	18.80
7278-005-100	7278-005-100-8		13.91	(0.01)	13.90
7278-005-101	7278-005-101-7		18.56	0.00	18.56
7278-005-102	7278-005-102-6		31.15	(0.01)	31.14
7278-005-103	7278-005-103-5		38.12	0.00	38.12
7278-005-104	7278-005-104-4		25.97	(0.01)	25.96
7278-005-105	7278-005-105-3		24.01	(0.01)	24.00
7278-005-106	7278-005-106-2		18.92	0.00	18.92
7278-005-107	7278-005-107-1		18.80	0.00	18.80
7278-005-108	7278-005-108-0		13.91	(0.01)	13.90
7278-005-109	7278-005-109-9		18.56	0.00	18.56
7278-005-110	7278-005-110-6		31.15	(0.01)	31.14
7278-005-111	7278-005-111-5		38.12	0.00	38.12
7278-005-112	7278-005-112-4		25.97	(0.01)	25.96
7278-005-113	7278-005-113-3		24.01	(0.01)	24.00
7278-005-114	7278-005-114-2		18.92	0.00	18.92
7278-005-115	7278-005-115-1		18.80	0.00	18.80
7278-005-116	7278-005-116-0		13.91	(0.01)	13.90
7278-005-117	7278-005-117-9		18.56	0.00	18.56
7278-005-118	7278-005-118-8		31.15	(0.01)	31.14
7278-005-119	7278-005-119-7		38.12	0.00	38.12
7278-005-120	7278-005-120-4		25.97	(0.01)	25.96
7278-005-121	7278-005-121-3		24.01	(0.01)	24.00
7278-005-122	7278-005-122-2		18.92	0.00	18.92
7278-005-123	7278-005-123-1		18.80	0.00	18.80
7278-005-124	7278-005-124-0		13.91	(0.01)	13.90

**City of Long Beach  
Downtown Long Beach Business Improvement District  
Final Billing Detail Report for Fiscal Year 2018/19**

Account ID	Property ID	DB	Levy	Other	Total
7278-005-125	7278-005-125-9		18.56	0.00	18.56
7278-005-126	7278-005-126-8		31.15	(0.01)	31.14
7278-005-127	7278-005-127-7		38.12	0.00	38.12
7278-005-128	7278-005-128-6		25.97	(0.01)	25.96
7278-005-129	7278-005-129-5		24.73	(0.01)	24.72
7278-005-130	7278-005-130-2		18.92	0.00	18.92
7278-005-131	7278-005-131-1		18.80	0.00	18.80
7278-005-132	7278-005-132-0		13.91	(0.01)	13.90
7278-005-133	7278-005-133-9		18.56	0.00	18.56
7278-005-134	7278-005-134-8		31.15	(0.01)	31.14
7278-005-135	7278-005-135-7		38.12	0.00	38.12
7278-005-136	7278-005-136-6		19.23	(0.01)	19.22
7278-005-137	7278-005-137-5		17.23	(0.01)	17.22
7278-005-138	7278-005-138-4		19.23	(0.01)	19.22
7278-005-139	7278-005-139-3		16.95	(0.01)	16.94
7278-005-148	7278-005-148-2		18,765.64	0.00	18,765.64
7278-005-149	7278-005-149-1		14,376.10	0.00	14,376.10
7278-005-154	7278-005-154-3		7,288.19	(0.01)	7,288.18
7278-005-913	7278-005-913-5	Y	4,360.29	(0.01)	4,360.28
7278-005-914	7278-005-914-4	Y	1,467.58	0.00	1,467.58
7278-005-915	7278-005-915-3	Y	216.58	0.00	216.58
7278-005-919	7278-005-919-9	Y	1,662.21	(0.01)	1,662.20
7278-006-029	7278-006-029-4		284.47	(0.01)	284.46
7278-006-030	7278-006-030-1		32.84	0.00	32.84
7278-006-031	7278-006-031-0		24.50	0.00	24.50
7278-006-032	7278-006-032-9		54.58	0.00	54.58
7278-006-033	7278-006-033-8		52.77	(0.01)	52.76
7278-006-034	7278-006-034-7		47.34	0.00	47.34
7278-006-035	7278-006-035-6		31.82	0.00	31.82
7278-006-036	7278-006-036-5		47.46	0.00	47.46
7278-006-037	7278-006-037-4		52.77	(0.01)	52.76
7278-006-038	7278-006-038-3		54.58	0.00	54.58
7278-006-039	7278-006-039-2		24.61	(0.01)	24.60
7278-006-040	7278-006-040-9		32.37	(0.01)	32.36
7278-006-041	7278-006-041-8		32.84	0.00	32.84
7278-006-042	7278-006-042-7		24.50	0.00	24.50
7278-006-043	7278-006-043-6		51.59	(0.01)	51.58
7278-006-044	7278-006-044-5		49.54	0.00	49.54
7278-006-045	7278-006-045-4		47.97	(0.01)	47.96

**City of Long Beach**  
**Downtown Long Beach Business Improvement District**  
**Final Billing Detail Report for Fiscal Year 2018/19**

Account ID	Property ID	DB	Levy	Other	Total
7278-006-046	7278-006-046-3		32.69	(0.01)	32.68
7278-006-047	7278-006-047-2		48.05	(0.01)	48.04
7278-006-048	7278-006-048-1		49.54	0.00	49.54
7278-006-049	7278-006-049-0		51.71	(0.01)	51.70
7278-006-050	7278-006-050-6		24.61	(0.01)	24.60
7278-006-051	7278-006-051-5		32.37	(0.01)	32.36
7278-006-052	7278-006-052-4		32.84	0.00	32.84
7278-006-053	7278-006-053-3		24.50	0.00	24.50
7278-006-054	7278-006-054-2		51.59	(0.01)	51.58
7278-006-055	7278-006-055-1		40.56	0.00	40.56
7278-006-056	7278-006-056-0		47.97	(0.01)	47.96
7278-006-057	7278-006-057-9		32.69	(0.01)	32.68
7278-006-058	7278-006-058-8		48.05	(0.01)	48.04
7278-006-059	7278-006-059-7		40.56	0.00	40.56
7278-006-060	7278-006-060-4		51.71	(0.01)	51.70
7278-006-061	7278-006-061-3		24.61	(0.01)	24.60
7278-006-062	7278-006-062-2		32.37	(0.01)	32.36
7278-006-063	7278-006-063-1		32.84	0.00	32.84
7278-006-064	7278-006-064-0		24.50	0.00	24.50
7278-006-065	7278-006-065-9		51.59	(0.01)	51.58
7278-006-066	7278-006-066-8		40.56	0.00	40.56
7278-006-067	7278-006-067-7		47.97	(0.01)	47.96
7278-006-068	7278-006-068-6		32.69	(0.01)	32.68
7278-006-069	7278-006-069-5		48.05	(0.01)	48.04
7278-006-070	7278-006-070-2		40.56	0.00	40.56
7278-006-071	7278-006-071-1		51.71	(0.01)	51.70
7278-006-072	7278-006-072-0		24.61	(0.01)	24.60
7278-006-073	7278-006-073-9		32.37	(0.01)	32.36
7278-006-074	7278-006-074-8		32.84	0.00	32.84
7278-006-075	7278-006-075-7		24.50	0.00	24.50
7278-006-076	7278-006-076-6		51.59	(0.01)	51.58
7278-006-077	7278-006-077-5		40.56	0.00	40.56
7278-006-078	7278-006-078-4		47.97	(0.01)	47.96
7278-006-079	7278-006-079-3		32.69	(0.01)	32.68
7278-006-080	7278-006-080-0		48.05	(0.01)	48.04
7278-006-081	7278-006-081-9		40.56	0.00	40.56
7278-006-082	7278-006-082-8		51.71	(0.01)	51.70
7278-006-083	7278-006-083-7		24.61	(0.01)	24.60
7278-006-084	7278-006-084-6		32.37	(0.01)	32.36

**City of Long Beach**  
**Downtown Long Beach Business Improvement District**  
**Final Billing Detail Report for Fiscal Year 2018/19**

Account ID	Property ID	DB	Levy	Other	Total
7278-006-085	7278-006-085-5		32.84	0.00	32.84
7278-006-086	7278-006-086-4		24.50	0.00	24.50
7278-006-087	7278-006-087-3		51.59	(0.01)	51.58
7278-006-088	7278-006-088-2		40.56	0.00	40.56
7278-006-089	7278-006-089-1		47.97	(0.01)	47.96
7278-006-090	7278-006-090-8		32.69	(0.01)	32.68
7278-006-091	7278-006-091-7		48.05	(0.01)	48.04
7278-006-092	7278-006-092-6		40.56	0.00	40.56
7278-006-093	7278-006-093-5		51.71	(0.01)	51.70
7278-006-094	7278-006-094-4		24.61	(0.01)	24.60
7278-006-095	7278-006-095-3		32.37	(0.01)	32.36
7278-006-096	7278-006-096-2		32.84	0.00	32.84
7278-006-097	7278-006-097-1		24.50	0.00	24.50
7278-006-098	7278-006-098-0		51.59	(0.01)	51.58
7278-006-099	7278-006-099-9		40.56	0.00	40.56
7278-006-100	7278-006-100-6		47.97	(0.01)	47.96
7278-006-101	7278-006-101-5		32.69	(0.01)	32.68
7278-006-102	7278-006-102-4		48.05	(0.01)	48.04
7278-006-103	7278-006-103-3		40.56	0.00	40.56
7278-006-104	7278-006-104-2		51.71	(0.01)	51.70
7278-006-105	7278-006-105-1		24.61	(0.01)	24.60
7278-006-106	7278-006-106-0		32.37	(0.01)	32.36
7278-006-107	7278-006-107-9		32.84	0.00	32.84
7278-006-108	7278-006-108-8		24.50	0.00	24.50
7278-006-109	7278-006-109-7		51.59	(0.01)	51.58
7278-006-110	7278-006-110-4		40.56	0.00	40.56
7278-006-111	7278-006-111-3		47.97	(0.01)	47.96
7278-006-112	7278-006-112-2		32.69	(0.01)	32.68
7278-006-113	7278-006-113-1		48.05	(0.01)	48.04
7278-006-114	7278-006-114-0		40.56	0.00	40.56
7278-006-115	7278-006-115-9		51.71	(0.01)	51.70
7278-006-116	7278-006-116-8		24.61	(0.01)	24.60
7278-006-117	7278-006-117-7		32.37	(0.01)	32.36
7278-006-118	7278-006-118-6		32.84	0.00	32.84
7278-006-119	7278-006-119-5		24.50	0.00	24.50
7278-006-120	7278-006-120-2		51.59	(0.01)	51.58
7278-006-121	7278-006-121-1		40.56	0.00	40.56
7278-006-122	7278-006-122-0		47.97	(0.01)	47.96
7278-006-123	7278-006-123-9		32.69	(0.01)	32.68



**City of Long Beach**  
**Downtown Long Beach Business Improvement District**  
**Final Billing Detail Report for Fiscal Year 2018/19**

Account ID	Property ID	DB	Levy	Other	Total
7278-006-124	7278-006-124-8		48.05	(0.01)	48.04
7278-006-125	7278-006-125-7		40.56	0.00	40.56
7278-006-126	7278-006-126-6		51.71	(0.01)	51.70
7278-006-127	7278-006-127-5		24.61	(0.01)	24.60
7278-006-128	7278-006-128-4		32.37	(0.01)	32.36
7278-006-129	7278-006-129-3		32.84	0.00	32.84
7278-006-130	7278-006-130-0		24.50	0.00	24.50
7278-006-131	7278-006-131-9		51.59	(0.01)	51.58
7278-006-132	7278-006-132-8		40.56	0.00	40.56
7278-006-133	7278-006-133-7		47.97	(0.01)	47.96
7278-006-134	7278-006-134-6		32.69	(0.01)	32.68
7278-006-135	7278-006-135-5		48.05	(0.01)	48.04
7278-006-136	7278-006-136-4		40.56	0.00	40.56
7278-006-137	7278-006-137-3		51.71	(0.01)	51.70
7278-006-138	7278-006-138-2		24.61	(0.01)	24.60
7278-006-139	7278-006-139-1		32.37	(0.01)	32.36
7278-006-140	7278-006-140-8		32.84	0.00	32.84
7278-006-141	7278-006-141-7		24.50	0.00	24.50
7278-006-142	7278-006-142-6		51.59	(0.01)	51.58
7278-006-143	7278-006-143-5		40.56	0.00	40.56
7278-006-144	7278-006-144-4		47.97	(0.01)	47.96
7278-006-145	7278-006-145-3		32.69	(0.01)	32.68
7278-006-146	7278-006-146-2		48.05	(0.01)	48.04
7278-006-147	7278-006-147-1		40.56	0.00	40.56
7278-006-148	7278-006-148-0		51.71	(0.01)	51.70
7278-006-149	7278-006-149-9		24.61	(0.01)	24.60
7278-006-150	7278-006-150-5		32.37	(0.01)	32.36
7278-006-151	7278-006-151-4		32.84	0.00	32.84
7278-006-152	7278-006-152-3		24.50	0.00	24.50
7278-006-153	7278-006-153-2		51.59	(0.01)	51.58
7278-006-154	7278-006-154-1		40.56	0.00	40.56
7278-006-155	7278-006-155-0		47.97	(0.01)	47.96
7278-006-156	7278-006-156-9		32.69	(0.01)	32.68
7278-006-157	7278-006-157-8		48.05	(0.01)	48.04
7278-006-158	7278-006-158-7		40.56	0.00	40.56
7278-006-159	7278-006-159-6		51.71	(0.01)	51.70
7278-006-160	7278-006-160-3		24.61	(0.01)	24.60
7278-006-161	7278-006-161-2		32.37	(0.01)	32.36
7278-006-162	7278-006-162-1		32.84	0.00	32.84

**City of Long Beach**  
**Downtown Long Beach Business Improvement District**  
**Final Billing Detail Report for Fiscal Year 2018/19**

Account ID	Property ID	DB	Levy	Other	Total
7278-006-163	7278-006-163-0		24.50	0.00	24.50
7278-006-164	7278-006-164-9		51.59	(0.01)	51.58
7278-006-165	7278-006-165-8		40.56	0.00	40.56
7278-006-166	7278-006-166-7		47.97	(0.01)	47.96
7278-006-167	7278-006-167-6		32.69	(0.01)	32.68
7278-006-168	7278-006-168-5		48.05	(0.01)	48.04
7278-006-169	7278-006-169-4		40.56	0.00	40.56
7278-006-170	7278-006-170-1		51.71	(0.01)	51.70
7278-006-171	7278-006-171-0		24.61	(0.01)	24.60
7278-006-172	7278-006-172-9		32.37	(0.01)	32.36
7278-006-173	7278-006-173-8		32.84	0.00	32.84
7278-006-174	7278-006-174-7		24.50	0.00	24.50
7278-006-175	7278-006-175-6		51.59	(0.01)	51.58
7278-006-176	7278-006-176-5		40.56	0.00	40.56
7278-006-177	7278-006-177-4		47.97	(0.01)	47.96
7278-006-178	7278-006-178-3		32.69	(0.01)	32.68
7278-006-179	7278-006-179-2		48.05	(0.01)	48.04
7278-006-180	7278-006-180-9		40.56	0.00	40.56
7278-006-181	7278-006-181-8		51.71	(0.01)	51.70
7278-006-182	7278-006-182-7		24.61	(0.01)	24.60
7278-006-183	7278-006-183-6		32.37	(0.01)	32.36
7278-006-184	7278-006-184-5		32.84	0.00	32.84
7278-006-185	7278-006-185-4		24.50	0.00	24.50
7278-006-186	7278-006-186-3		51.59	(0.01)	51.58
7278-006-187	7278-006-187-2		40.56	0.00	40.56
7278-006-188	7278-006-188-1		47.97	(0.01)	47.96
7278-006-189	7278-006-189-0		32.69	(0.01)	32.68
7278-006-190	7278-006-190-7		48.05	(0.01)	48.04
7278-006-191	7278-006-191-6		40.56	0.00	40.56
7278-006-192	7278-006-192-5		51.71	(0.01)	51.70
7278-006-193	7278-006-193-4		24.61	(0.01)	24.60
7278-006-194	7278-006-194-3		32.37	(0.01)	32.36
7278-006-195	7278-006-195-2		32.84	0.00	32.84
7278-006-196	7278-006-196-1		24.50	0.00	24.50
7278-006-197	7278-006-197-0		51.59	(0.01)	51.58
7278-006-198	7278-006-198-9		40.56	0.00	40.56
7278-006-199	7278-006-199-8		47.97	(0.01)	47.96
7278-006-200	7278-006-200-5		32.69	(0.01)	32.68
7278-006-201	7278-006-201-4		48.05	(0.01)	48.04

**City of Long Beach**  
**Downtown Long Beach Business Improvement District**  
**Final Billing Detail Report for Fiscal Year 2018/19**

Account ID	Property ID	DB	Levy	Other	Total
7278-006-202	7278-006-202-3		40.56	0.00	40.56
7278-006-203	7278-006-203-2		51.71	(0.01)	51.70
7278-006-204	7278-006-204-1		24.61	(0.01)	24.60
7278-006-205	7278-006-205-0		32.37	(0.01)	32.36
7278-006-206	7278-006-206-9		32.84	0.00	32.84
7278-006-207	7278-006-207-8		24.50	0.00	24.50
7278-006-208	7278-006-208-7		51.59	(0.01)	51.58
7278-006-209	7278-006-209-6		40.56	0.00	40.56
7278-006-210	7278-006-210-3		47.97	(0.01)	47.96
7278-006-211	7278-006-211-2		32.69	(0.01)	32.68
7278-006-212	7278-006-212-1		48.05	(0.01)	48.04
7278-006-213	7278-006-213-0		40.56	0.00	40.56
7278-006-214	7278-006-214-9		51.71	(0.01)	51.70
7278-006-215	7278-006-215-8		24.61	(0.01)	24.60
7278-006-216	7278-006-216-7		32.37	(0.01)	32.36
7278-006-217	7278-006-217-6		32.84	0.00	32.84
7278-006-218	7278-006-218-5		24.50	0.00	24.50
7278-006-219	7278-006-219-4		51.59	(0.01)	51.58
7278-006-220	7278-006-220-1		40.56	0.00	40.56
7278-006-221	7278-006-221-0		47.97	(0.01)	47.96
7278-006-222	7278-006-222-9		32.69	(0.01)	32.68
7278-006-223	7278-006-223-8		48.05	(0.01)	48.04
7278-006-224	7278-006-224-7		40.56	0.00	40.56
7278-006-225	7278-006-225-6		51.71	(0.01)	51.70
7278-006-226	7278-006-226-5		24.61	(0.01)	24.60
7278-006-227	7278-006-227-4		32.37	(0.01)	32.36
7278-006-228	7278-006-228-3		32.84	0.00	32.84
7278-006-229	7278-006-229-2		24.50	0.00	24.50
7278-006-230	7278-006-230-9		51.59	(0.01)	51.58
7278-006-231	7278-006-231-8		40.56	0.00	40.56
7278-006-232	7278-006-232-7		47.97	(0.01)	47.96
7278-006-233	7278-006-233-6		32.69	(0.01)	32.68
7278-006-234	7278-006-234-5		48.05	(0.01)	48.04
7278-006-235	7278-006-235-4		40.56	0.00	40.56
7278-006-236	7278-006-236-3		51.71	(0.01)	51.70
7278-006-237	7278-006-237-2		24.61	(0.01)	24.60
7278-006-238	7278-006-238-1		32.37	(0.01)	32.36
7278-006-239	7278-006-239-0		32.84	0.00	32.84
7278-006-240	7278-006-240-7		24.50	0.00	24.50

**City of Long Beach**  
**Downtown Long Beach Business Improvement District**  
**Final Billing Detail Report for Fiscal Year 2018/19**

Account ID	Property ID	DB	Levy	Other	Total
7278-006-241	7278-006-241-6		51.59	(0.01)	51.58
7278-006-242	7278-006-242-5		40.56	0.00	40.56
7278-006-243	7278-006-243-4		47.97	(0.01)	47.96
7278-006-244	7278-006-244-3		32.69	(0.01)	32.68
7278-006-245	7278-006-245-2		48.05	(0.01)	48.04
7278-006-246	7278-006-246-1		40.56	0.00	40.56
7278-006-247	7278-006-247-0		51.71	(0.01)	51.70
7278-006-248	7278-006-248-9		24.61	(0.01)	24.60
7278-006-249	7278-006-249-8		32.37	(0.01)	32.36
7278-006-250	7278-006-250-4		103.89	(0.01)	103.88
7278-006-251	7278-006-251-3		68.96	0.00	68.96
7278-006-252	7278-006-252-2		86.29	(0.01)	86.28
7278-006-253	7278-006-253-1		68.56	0.00	68.56
7278-006-254	7278-006-254-0		105.74	0.00	105.74
7278-007-034	7278-007-034-5		9,691.93	(0.01)	9,691.92
7278-007-035	7278-007-035-4		10,000.95	(0.01)	10,000.94
7278-007-036	7278-007-036-3		2,741.96	0.00	2,741.96
7278-007-039	7278-007-039-0		17,350.82	0.00	17,350.82
7278-007-041	7278-007-041-6		567.94	0.00	567.94
7278-007-042	7278-007-042-5		536.15	(0.01)	536.14
7278-007-043	7278-007-043-4		977.15	(0.01)	977.14
7278-007-044	7278-007-044-3		3,063.58	0.00	3,063.58
7278-007-049	7278-007-049-8		6,491.06	0.00	6,491.06
7278-007-922	7278-007-922-0	Y	16,397.58	0.00	16,397.58
7278-007-924	7278-007-924-8	Y	18,268.77	(0.01)	18,268.76
7278-007-925	7278-007-925-7	Y	2,999.15	(0.01)	2,999.14
7278-007-926	7278-007-926-6	Y	195.22	0.00	195.22
7278-007-927	7278-007-927-5	Y	19.87	(0.01)	19.86
7278-007-928	7278-007-928-4	Y	7,947.48	0.00	7,947.48
7278-008-909	7278-008-909-5	Y	11,967.75	(0.01)	11,967.74
7278-008-926	7278-008-926-4	Y	9,421.49	(0.01)	9,421.48
7278-009-038	7278-009-038-7		7,771.31	(0.01)	7,771.30
7278-009-048	7278-009-048-5		41.11	(0.01)	41.10
7278-009-049	7278-009-049-4		41.11	(0.01)	41.10
7278-009-050	7278-009-050-0		33.42	0.00	33.42
7278-009-051	7278-009-051-9		47.89	(0.01)	47.88
7278-009-052	7278-009-052-8		41.11	(0.01)	41.10
7278-009-053	7278-009-053-7		41.11	(0.01)	41.10
7278-009-054	7278-009-054-6		33.42	0.00	33.42

City of Long Beach  
Downtown Long Beach Business Improvement District  
Final Billing Detail Report for Fiscal Year 2018/19

Account ID	Property ID	DB	Levy	Other	Total
7278-009-055	7278-009-055-5		47.89	(0.01)	47.88
7278-009-056	7278-009-056-4		41.11	(0.01)	41.10
7278-009-057	7278-009-057-3		41.11	(0.01)	41.10
7278-009-058	7278-009-058-2		33.42	0.00	33.42
7278-009-059	7278-009-059-1		47.89	(0.01)	47.88
7278-009-060	7278-009-060-8		41.11	(0.01)	41.10
7278-009-061	7278-009-061-7		41.11	(0.01)	41.10
7278-009-062	7278-009-062-6		33.42	0.00	33.42
7278-009-063	7278-009-063-5		47.89	(0.01)	47.88
7278-009-064	7278-009-064-4		41.11	(0.01)	41.10
7278-009-065	7278-009-065-3		41.11	(0.01)	41.10
7278-009-066	7278-009-066-2		33.42	0.00	33.42
7278-009-067	7278-009-067-1		47.89	(0.01)	47.88
7278-009-068	7278-009-068-0		41.11	(0.01)	41.10
7278-009-069	7278-009-069-9		41.11	(0.01)	41.10
7278-009-070	7278-009-070-6		33.42	0.00	33.42
7278-009-071	7278-009-071-5		47.89	(0.01)	47.88
7278-009-072	7278-009-072-4		41.11	(0.01)	41.10
7278-009-073	7278-009-073-3		41.11	(0.01)	41.10
7278-009-074	7278-009-074-2		33.42	0.00	33.42
7278-009-075	7278-009-075-1		47.89	(0.01)	47.88
7278-009-076	7278-009-076-0		41.11	(0.01)	41.10
7278-009-077	7278-009-077-9		41.11	(0.01)	41.10
7278-009-078	7278-009-078-8		33.42	0.00	33.42
7278-009-079	7278-009-079-7		47.89	(0.01)	47.88
7278-009-080	7278-009-080-4		41.11	(0.01)	41.10
7278-009-081	7278-009-081-3		41.11	(0.01)	41.10
7278-009-082	7278-009-082-2		33.42	0.00	33.42
7278-009-083	7278-009-083-1		47.89	(0.01)	47.88
7278-009-084	7278-009-084-0		41.11	(0.01)	41.10
7278-009-085	7278-009-085-9		41.11	(0.01)	41.10
7278-009-086	7278-009-086-8		33.42	0.00	33.42
7278-009-087	7278-009-087-7		47.89	(0.01)	47.88
7278-009-088	7278-009-088-6		41.11	(0.01)	41.10
7278-009-089	7278-009-089-5		41.11	(0.01)	41.10
7278-009-090	7278-009-090-2		33.42	0.00	33.42
7278-009-091	7278-009-091-1		47.89	(0.01)	47.88
7278-009-092	7278-009-092-0		41.11	(0.01)	41.10
7278-009-093	7278-009-093-9		41.11	(0.01)	41.10

**City of Long Beach**  
**Downtown Long Beach Business Improvement District**  
**Final Billing Detail Report for Fiscal Year 2018/19**

Account ID	Property ID	DB	Levy	Other	Total
7278-009-094	7278-009-094-8		33.42	0.00	33.42
7278-009-095	7278-009-095-7		47.89	(0.01)	47.88
7278-009-096	7278-009-096-6		41.11	(0.01)	41.10
7278-009-097	7278-009-097-5		41.11	(0.01)	41.10
7278-009-098	7278-009-098-4		33.42	0.00	33.42
7278-009-099	7278-009-099-3		47.89	(0.01)	47.88
7278-009-100	7278-009-100-0		41.11	(0.01)	41.10
7278-009-101	7278-009-101-9		41.11	(0.01)	41.10
7278-009-102	7278-009-102-8		33.42	0.00	33.42
7278-009-103	7278-009-103-7		47.89	(0.01)	47.88
7278-009-104	7278-009-104-6		41.11	(0.01)	41.10
7278-009-105	7278-009-105-5		41.11	(0.01)	41.10
7278-009-106	7278-009-106-4		33.42	0.00	33.42
7278-009-107	7278-009-107-3		47.89	(0.01)	47.88
7278-009-108	7278-009-108-2		41.11	(0.01)	41.10
7278-009-109	7278-009-109-1		41.11	(0.01)	41.10
7278-009-110	7278-009-110-8		33.42	0.00	33.42
7278-009-112	7278-009-112-6		41.11	(0.01)	41.10
7278-009-113	7278-009-113-5		41.11	(0.01)	41.10
7278-009-114	7278-009-114-4		33.42	0.00	33.42
7278-009-115	7278-009-115-3		47.89	(0.01)	47.88
7278-009-116	7278-009-116-2		41.11	(0.01)	41.10
7278-009-117	7278-009-117-1		41.11	(0.01)	41.10
7278-009-118	7278-009-118-0		33.42	0.00	33.42
7278-009-119	7278-009-119-9		47.89	(0.01)	47.88
7278-009-121	7278-009-121-5		41.11	(0.01)	41.10
7278-009-122	7278-009-122-4		33.42	0.00	33.42
7278-009-123	7278-009-123-3		47.89	(0.01)	47.88
7278-009-124	7278-009-124-2		41.11	(0.01)	41.10
7278-009-125	7278-009-125-1		41.11	(0.01)	41.10
7278-009-126	7278-009-126-0		39.50	0.00	39.50
7278-009-127	7278-009-127-9		41.80	0.00	41.80
7278-009-128	7278-009-128-8		41.11	(0.01)	41.10
7278-009-129	7278-009-129-7		41.11	(0.01)	41.10
7278-009-130	7278-009-130-4		33.42	0.00	33.42
7278-009-131	7278-009-131-3		47.89	(0.01)	47.88
7278-009-132	7278-009-132-2		41.11	(0.01)	41.10
7278-009-133	7278-009-133-1		41.11	(0.01)	41.10
7278-009-134	7278-009-134-0		33.42	0.00	33.42

**City of Long Beach**  
**Downtown Long Beach Business Improvement District**  
**Final Billing Detail Report for Fiscal Year 2018/19**

Account ID	Property ID	DB	Levy	Other	Total
7278-009-136	7278-009-136-8		41.11	(0.01)	41.10
7278-009-137	7278-009-137-7		41.11	(0.01)	41.10
7278-009-138	7278-009-138-6		33.42	0.00	33.42
7278-009-139	7278-009-139-5		47.89	(0.01)	47.88
7278-009-140	7278-009-140-2		41.11	(0.01)	41.10
7278-009-141	7278-009-141-1		41.11	(0.01)	41.10
7278-009-142	7278-009-142-0		33.42	0.00	33.42
7278-009-143	7278-009-143-9		47.89	(0.01)	47.88
7278-009-144	7278-009-144-8		41.11	(0.01)	41.10
7278-009-145	7278-009-145-7		41.11	(0.01)	41.10
7278-009-146	7278-009-146-6		33.42	0.00	33.42
7278-009-147	7278-009-147-5		47.89	(0.01)	47.88
7278-009-150	7278-009-150-9		33.42	0.00	33.42
7278-009-151	7278-009-151-8		47.89	(0.01)	47.88
7278-009-152	7278-009-152-7		41.11	(0.01)	41.10
7278-009-153	7278-009-153-6		41.11	(0.01)	41.10
7278-009-154	7278-009-154-5		33.42	0.00	33.42
7278-009-155	7278-009-155-4		47.89	(0.01)	47.88
7278-009-156	7278-009-156-3		41.11	(0.01)	41.10
7278-009-157	7278-009-157-2		41.11	(0.01)	41.10
7278-009-158	7278-009-158-1		33.42	0.00	33.42
7278-009-159	7278-009-159-0		47.89	(0.01)	47.88
7278-009-160	7278-009-160-7		41.11	(0.01)	41.10
7278-009-161	7278-009-161-6		41.11	(0.01)	41.10
7278-009-162	7278-009-162-5		33.42	0.00	33.42
7278-009-163	7278-009-163-4		47.89	(0.01)	47.88
7278-009-164	7278-009-164-3		41.11	(0.01)	41.10
7278-009-165	7278-009-165-2		41.11	(0.01)	41.10
7278-009-166	7278-009-166-1		33.42	0.00	33.42
7278-009-167	7278-009-167-0		47.89	(0.01)	47.88
7278-009-168	7278-009-168-9		41.11	(0.01)	41.10
7278-009-169	7278-009-169-8		41.11	(0.01)	41.10
7278-009-170	7278-009-170-5		33.42	0.00	33.42
7278-009-171	7278-009-171-4		47.89	(0.01)	47.88
7278-009-172	7278-009-172-3		41.11	(0.01)	41.10
7278-009-173	7278-009-173-2		41.11	(0.01)	41.10
7278-009-174	7278-009-174-1		33.42	0.00	33.42
7278-009-175	7278-009-175-0		47.89	(0.01)	47.88
7278-009-176	7278-009-176-9		41.11	(0.01)	41.10

**City of Long Beach**  
**Downtown Long Beach Business Improvement District**  
**Final Billing Detail Report for Fiscal Year 2018/19**

Account ID	Property ID	DB	Levy	Other	Total
7278-009-177	7278-009-177-8		41.11	(0.01)	41.10
7278-009-178	7278-009-178-7		33.42	0.00	33.42
7278-009-179	7278-009-179-6		47.89	(0.01)	47.88
7278-009-180	7278-009-180-3		41.11	(0.01)	41.10
7278-009-181	7278-009-181-2		41.11	(0.01)	41.10
7278-009-182	7278-009-182-1		33.42	0.00	33.42
7278-009-183	7278-009-183-0		47.89	(0.01)	47.88
7278-009-184	7278-009-184-9		41.11	(0.01)	41.10
7278-009-185	7278-009-185-8		41.11	(0.01)	41.10
7278-009-186	7278-009-186-7		33.42	0.00	33.42
7278-009-187	7278-009-187-6		47.89	(0.01)	47.88
7278-009-188	7278-009-188-5		41.11	(0.01)	41.10
7278-009-189	7278-009-189-4		41.11	(0.01)	41.10
7278-009-190	7278-009-190-1		33.42	0.00	33.42
7278-009-191	7278-009-191-0		47.89	(0.01)	47.88
7278-009-192	7278-009-192-9		41.11	(0.01)	41.10
7278-009-193	7278-009-193-8		41.11	(0.01)	41.10
7278-009-194	7278-009-194-7		33.42	0.00	33.42
7278-009-195	7278-009-195-6		47.89	(0.01)	47.88
7278-009-196	7278-009-196-5		41.11	(0.01)	41.10
7278-009-197	7278-009-197-4		41.11	(0.01)	41.10
7278-009-198	7278-009-198-3		33.42	0.00	33.42
7278-009-199	7278-009-199-2		47.89	(0.01)	47.88
7278-009-200	7278-009-200-9		41.11	(0.01)	41.10
7278-009-201	7278-009-201-8		41.11	(0.01)	41.10
7278-009-202	7278-009-202-7		33.42	0.00	33.42
7278-009-203	7278-009-203-6		47.89	(0.01)	47.88
7278-009-204	7278-009-204-5		41.11	(0.01)	41.10
7278-009-205	7278-009-205-4		41.11	(0.01)	41.10
7278-009-206	7278-009-206-3		33.42	0.00	33.42
7278-009-207	7278-009-207-2		47.89	(0.01)	47.88
7278-009-208	7278-009-208-1		41.11	(0.01)	41.10
7278-009-209	7278-009-209-0		41.11	(0.01)	41.10
7278-009-210	7278-009-210-7		33.42	0.00	33.42
7278-009-211	7278-009-211-6		47.89	(0.01)	47.88
7278-009-212	7278-009-212-5		41.11	(0.01)	41.10
7278-009-213	7278-009-213-4		41.11	(0.01)	41.10
7278-009-214	7278-009-214-3		33.42	0.00	33.42
7278-009-215	7278-009-215-2		47.89	(0.01)	47.88



**City of Long Beach**  
**Downtown Long Beach Business Improvement District**  
**Final Billing Detail Report for Fiscal Year 2018/19**

Account ID	Property ID	DB	Levy	Other	Total
7278-009-216	7278-009-216-1		41.11	(0.01)	41.10
7278-009-217	7278-009-217-0		41.11	(0.01)	41.10
7278-009-218	7278-009-218-9		33.42	0.00	33.42
7278-009-219	7278-009-219-8		47.89	(0.01)	47.88
7278-009-220	7278-009-220-5		41.11	(0.01)	41.10
7278-009-221	7278-009-221-4		41.11	(0.01)	41.10
7278-009-222	7278-009-222-3		33.42	0.00	33.42
7278-009-223	7278-009-223-2		47.89	(0.01)	47.88
7278-009-224	7278-009-224-1		41.11	(0.01)	41.10
7278-009-225	7278-009-225-0		41.11	(0.01)	41.10
7278-009-226	7278-009-226-9		33.42	0.00	33.42
7278-009-227	7278-009-227-8		47.89	(0.01)	47.88
7278-009-228	7278-009-228-7		41.11	(0.01)	41.10
7278-009-229	7278-009-229-6		41.11	(0.01)	41.10
7278-009-230	7278-009-230-3		49.38	0.00	49.38
7278-009-231	7278-009-231-2		31.92	0.00	31.92
7278-009-232	7278-009-232-1		41.11	(0.01)	41.10
7278-009-233	7278-009-233-0		41.11	(0.01)	41.10
7278-009-234	7278-009-234-9		33.42	0.00	33.42
7278-009-235	7278-009-235-8		47.89	(0.01)	47.88
7278-009-236	7278-009-236-7		41.11	(0.01)	41.10
7278-009-237	7278-009-237-6		41.11	(0.01)	41.10
7278-009-238	7278-009-238-5		33.42	0.00	33.42
7278-009-239	7278-009-239-4		47.89	(0.01)	47.88
7278-009-240	7278-009-240-1		41.11	(0.01)	41.10
7278-009-241	7278-009-241-0		41.11	(0.01)	41.10
7278-009-242	7278-009-242-9		33.42	0.00	33.42
7278-009-243	7278-009-243-8		47.89	(0.01)	47.88
7278-009-244	7278-009-244-7		41.11	(0.01)	41.10
7278-009-245	7278-009-245-6		41.11	(0.01)	41.10
7278-009-246	7278-009-246-5		33.42	0.00	33.42
7278-009-247	7278-009-247-4		47.89	(0.01)	47.88
7278-009-248	7278-009-248-3		82.91	(0.01)	82.90
7278-009-249	7278-009-249-2		82.91	(0.01)	82.90
7278-009-250	7278-009-250-8		82.91	(0.01)	82.90
7278-009-261	7278-009-261-5		82.91	(0.01)	82.90
7278-009-264	7278-009-264-2		81.70	0.00	81.70
7278-009-923	7278-009-923-5	Y	10,429.47	(0.01)	10,429.46
7278-010-914	7278-010-914-4	Y	85,658.17	(0.01)	85,658.16

**City of Long Beach**  
**Downtown Long Beach Business Improvement District**  
**Final Billing Detail Report for Fiscal Year 2018/19**

Account ID	Property ID	DB	Levy	Other	Total
7278-010-919	7278-010-919-9	Y	47,554.03	(0.01)	47,554.02
7278-010-920	7278-010-920-6		0.00	0.00	0.00
7278-010-921	7278-010-921-5		0.00	0.00	0.00
7278-010-922	7278-010-922-4		0.00	0.00	0.00
7278-010-923	7278-010-923-3		0.00	0.00	0.00
7278-010-924	7278-010-924-2		0.00	0.00	0.00
7278-010-925	7278-010-925-1	Y	69,599.75	(0.01)	69,599.74
7278-015-042	7278-015-042-8		44,816.33	(0.01)	44,816.32
7278-015-043	7278-015-043-7		26,049.87	(0.01)	26,049.86
7278-015-045	7278-015-045-5		5,879.77	(0.01)	5,879.76
7278-015-944	7278-015-944-7	Y	18,177.63	(0.01)	18,177.62
7278-015-950	7278-015-950-8	Y	22,892.21	(0.01)	22,892.20
7278-015-955	7278-015-955-3	Y	25,068.70	0.00	25,068.70
7278-017-045	7278-017-045-1		27.71	(0.01)	27.70
7278-017-046	7278-017-046-0		40.34	0.00	40.34
7278-017-047	7278-017-047-9		23.63	(0.01)	23.62
7278-017-048	7278-017-048-8		47.26	0.00	47.26
7278-017-049	7278-017-049-7		27.71	(0.01)	27.70
7278-017-050	7278-017-050-3		27.71	(0.01)	27.70
7278-017-051	7278-017-051-2		27.71	(0.01)	27.70
7278-017-052	7278-017-052-1		39.12	0.00	39.12
7278-017-053	7278-017-053-0		24.45	(0.01)	24.44
7278-017-054	7278-017-054-9		41.56	0.00	41.56
7278-017-055	7278-017-055-8		27.71	(0.01)	27.70
7278-017-056	7278-017-056-7		47.26	0.00	47.26
7278-017-057	7278-017-057-6		27.71	(0.01)	27.70
7278-017-058	7278-017-058-5		24.04	0.00	24.04
7278-017-059	7278-017-059-4		40.34	0.00	40.34
7278-017-060	7278-017-060-1		24.04	0.00	24.04
7278-017-061	7278-017-061-0		40.34	0.00	40.34
7278-017-062	7278-017-062-9		27.71	(0.01)	27.70
7278-017-063	7278-017-063-8		42.38	0.00	42.38
7278-017-064	7278-017-064-7		27.71	(0.01)	27.70
7278-017-065	7278-017-065-6		41.56	0.00	41.56
7278-017-066	7278-017-066-5		24.45	(0.01)	24.44
7278-017-067	7278-017-067-4		39.12	0.00	39.12
7278-017-068	7278-017-068-3		39.12	0.00	39.12
7278-017-069	7278-017-069-2		24.45	(0.01)	24.44
7278-017-070	7278-017-070-9		41.56	0.00	41.56

**City of Long Beach**  
**Downtown Long Beach Business Improvement District**  
**Final Billing Detail Report for Fiscal Year 2018/19**

Account ID	Property ID	DB	Levy	Other	Total
7278-017-071	7278-017-071-8		27.71	(0.01)	27.70
7278-017-072	7278-017-072-7		45.63	(0.01)	45.62
7278-017-073	7278-017-073-6		27.71	(0.01)	27.70
7278-017-074	7278-017-074-5		27.71	(0.01)	27.70
7278-017-075	7278-017-075-4		40.34	0.00	40.34
7278-017-076	7278-017-076-3		24.04	0.00	24.04
7278-017-077	7278-017-077-2		40.34	0.00	40.34
7278-017-078	7278-017-078-1		27.71	(0.01)	27.70
7278-017-079	7278-017-079-0		27.71	(0.01)	27.70
7278-017-080	7278-017-080-7		42.38	0.00	42.38
7278-017-081	7278-017-081-6		27.71	(0.01)	27.70
7278-017-082	7278-017-082-5		41.56	0.00	41.56
7278-017-083	7278-017-083-4		24.45	(0.01)	24.44
7278-017-084	7278-017-084-3		39.12	0.00	39.12
7278-017-085	7278-017-085-2		39.12	0.00	39.12
7278-017-086	7278-017-086-1		24.45	(0.01)	24.44
7278-017-087	7278-017-087-0		41.56	0.00	41.56
7278-017-088	7278-017-088-9		27.71	(0.01)	27.70
7278-017-089	7278-017-089-8		40.34	0.00	40.34
7278-017-090	7278-017-090-5		27.71	(0.01)	27.70
7278-017-091	7278-017-091-4		27.71	(0.01)	27.70
7278-017-092	7278-017-092-3		40.34	0.00	40.34
7278-017-093	7278-017-093-2		24.04	0.00	24.04
7278-017-094	7278-017-094-1		40.34	0.00	40.34
7278-017-095	7278-017-095-0		27.71	(0.01)	27.70
7278-017-096	7278-017-096-9		27.71	(0.01)	27.70
7278-017-097	7278-017-097-8		42.38	0.00	42.38
7278-017-098	7278-017-098-7		27.71	(0.01)	27.70
7278-017-099	7278-017-099-6		41.56	0.00	41.56
7278-017-100	7278-017-100-3		24.45	(0.01)	24.44
7278-017-101	7278-017-101-2		39.12	0.00	39.12
7278-017-102	7278-017-102-1		39.12	0.00	39.12
7278-017-103	7278-017-103-0		24.45	(0.01)	24.44
7278-017-104	7278-017-104-9		41.56	0.00	41.56
7278-017-105	7278-017-105-8		27.71	(0.01)	27.70
7278-017-106	7278-017-106-7		40.75	(0.01)	40.74
7278-017-107	7278-017-107-6		27.71	(0.01)	27.70
7278-017-108	7278-017-108-5		27.71	(0.01)	27.70
7278-017-109	7278-017-109-4		40.34	0.00	40.34

**City of Long Beach**  
**Downtown Long Beach Business Improvement District**  
**Final Billing Detail Report for Fiscal Year 2018/19**

Account ID	Property ID	DB	Levy	Other	Total
7278-017-110	7278-017-110-1		24.04	0.00	24.04
7278-017-111	7278-017-111-0		47.26	0.00	47.26
7278-017-112	7278-017-112-9		27.71	(0.01)	27.70
7278-017-113	7278-017-113-8		27.71	(0.01)	27.70
7278-017-114	7278-017-114-7		42.38	0.00	42.38
7278-017-115	7278-017-115-6		27.71	(0.01)	27.70
7278-017-116	7278-017-116-5		41.56	0.00	41.56
7278-017-117	7278-017-117-4		24.45	(0.01)	24.44
7278-017-118	7278-017-118-3		39.12	0.00	39.12
7278-017-119	7278-017-119-2		39.12	0.00	39.12
7278-017-120	7278-017-120-9		24.45	(0.01)	24.44
7278-017-121	7278-017-121-8		41.56	0.00	41.56
7278-017-122	7278-017-122-7		27.71	(0.01)	27.70
7278-017-123	7278-017-123-6		40.75	(0.01)	40.74
7278-017-124	7278-017-124-5		27.71	(0.01)	27.70
7278-017-125	7278-017-125-4		27.71	(0.01)	27.70
7278-017-126	7278-017-126-3		47.26	0.00	47.26
7278-017-127	7278-017-127-2		24.04	0.00	24.04
7278-017-128	7278-017-128-1		40.34	0.00	40.34
7278-017-129	7278-017-129-0		27.71	(0.01)	27.70
7278-017-130	7278-017-130-7		27.71	(0.01)	27.70
7278-017-131	7278-017-131-6		42.38	0.00	42.38
7278-017-132	7278-017-132-5		27.71	(0.01)	27.70
7278-017-133	7278-017-133-4		41.56	0.00	41.56
7278-017-134	7278-017-134-3		24.45	(0.01)	24.44
7278-017-135	7278-017-135-2		39.12	0.00	39.12
7278-017-136	7278-017-136-1		39.12	0.00	39.12
7278-017-137	7278-017-137-0		24.45	(0.01)	24.44
7278-017-138	7278-017-138-9		41.56	0.00	41.56
7278-017-139	7278-017-139-8		27.71	(0.01)	27.70
7278-017-140	7278-017-140-5		40.75	(0.01)	40.74
7278-017-141	7278-017-141-4		27.71	(0.01)	27.70
7278-017-142	7278-017-142-3		27.71	(0.01)	27.70
7278-017-143	7278-017-143-2		40.34	0.00	40.34
7278-017-144	7278-017-144-1		24.04	0.00	24.04
7278-017-145	7278-017-145-0		40.34	0.00	40.34
7278-017-146	7278-017-146-9		27.71	(0.01)	27.70
7278-017-147	7278-017-147-8		27.71	(0.01)	27.70
7278-017-148	7278-017-148-7		47.18	0.00	47.18

**City of Long Beach**  
**Downtown Long Beach Business Improvement District**  
**Final Billing Detail Report for Fiscal Year 2018/19**

Account ID	Property ID	DB	Levy	Other	Total
7278-017-149	7278-017-149-6		27.71	(0.01)	27.70
7278-017-150	7278-017-150-2		45.43	(0.01)	45.42
7278-017-151	7278-017-151-1		24.45	(0.01)	24.44
7278-017-152	7278-017-152-0		39.12	0.00	39.12
7278-017-153	7278-017-153-9		39.12	0.00	39.12
7278-017-154	7278-017-154-8		24.45	(0.01)	24.44
7278-017-155	7278-017-155-7		41.56	0.00	41.56
7278-017-156	7278-017-156-6		27.71	(0.01)	27.70
7278-017-157	7278-017-157-5		40.34	0.00	40.34
7278-017-158	7278-017-158-4		30.40	0.00	30.40
7278-017-159	7278-017-159-3		30.40	0.00	30.40
7278-017-160	7278-017-160-0		47.26	0.00	47.26
7278-017-161	7278-017-161-9		24.04	0.00	24.04
7278-017-162	7278-017-162-8		47.26	0.00	47.26
7278-017-163	7278-017-163-7		27.71	(0.01)	27.70
7278-017-164	7278-017-164-6		27.71	(0.01)	27.70
7278-017-165	7278-017-165-5		47.18	0.00	47.18
7278-017-166	7278-017-166-4		27.71	(0.01)	27.70
7278-017-167	7278-017-167-3		41.56	0.00	41.56
7278-017-168	7278-017-168-2		24.45	(0.01)	24.44
7278-017-169	7278-017-169-1		39.12	0.00	39.12
7278-017-170	7278-017-170-8		39.12	0.00	39.12
7278-017-171	7278-017-171-7		24.45	(0.01)	24.44
7278-017-172	7278-017-172-6		41.56	0.00	41.56
7278-017-173	7278-017-173-5		27.71	(0.01)	27.70
7278-017-174	7278-017-174-4		40.75	(0.01)	40.74
7278-017-175	7278-017-175-3		27.71	(0.01)	27.70
7278-017-176	7278-017-176-2		27.71	(0.01)	27.70
7278-017-177	7278-017-177-1		40.34	0.00	40.34
7278-017-178	7278-017-178-0		24.04	0.00	24.04
7278-017-179	7278-017-179-9		43.07	(0.01)	43.06
7278-017-180	7278-017-180-6		27.71	(0.01)	27.70
7278-017-181	7278-017-181-5		27.71	(0.01)	27.70
7278-017-182	7278-017-182-4		42.38	0.00	42.38
7278-017-183	7278-017-183-3		27.71	(0.01)	27.70
7278-017-184	7278-017-184-2		41.56	0.00	41.56
7278-017-185	7278-017-185-1		24.45	(0.01)	24.44
7278-017-186	7278-017-186-0		39.12	0.00	39.12
7278-017-187	7278-017-187-9		39.12	0.00	39.12

**City of Long Beach**  
**Downtown Long Beach Business Improvement District**  
**Final Billing Detail Report for Fiscal Year 2018/19**

Account ID	Property ID	DB	Levy	Other	Total
7278-017-188	7278-017-188-8		24.45	(0.01)	24.44
7278-017-189	7278-017-189-7		39.12	0.00	39.12
7278-017-190	7278-017-190-4		27.71	(0.01)	27.70
7278-017-191	7278-017-191-3		40.75	(0.01)	40.74
7278-017-192	7278-017-192-2		27.71	(0.01)	27.70
7278-017-193	7278-017-193-1		27.71	(0.01)	27.70
7278-017-194	7278-017-194-0		40.34	0.00	40.34
7278-017-195	7278-017-195-9		24.04	0.00	24.04
7278-017-196	7278-017-196-8		47.26	0.00	47.26
7278-017-197	7278-017-197-7		27.71	(0.01)	27.70
7278-017-198	7278-017-198-6		27.71	(0.01)	27.70
7278-017-199	7278-017-199-5		42.38	0.00	42.38
7278-017-200	7278-017-200-2		27.71	(0.01)	27.70
7278-017-201	7278-017-201-1		41.56	0.00	41.56
7278-017-202	7278-017-202-0		24.45	(0.01)	24.44
7278-017-203	7278-017-203-9		39.12	0.00	39.12
7278-017-204	7278-017-204-8		39.12	0.00	39.12
7278-017-205	7278-017-205-7		24.45	(0.01)	24.44
7278-017-206	7278-017-206-6		41.56	0.00	41.56
7278-017-207	7278-017-207-5		27.71	(0.01)	27.70
7278-017-208	7278-017-208-4		40.75	(0.01)	40.74
7278-017-209	7278-017-209-3		27.71	(0.01)	27.70
7278-017-210	7278-017-210-0		27.71	(0.01)	27.70
7278-017-211	7278-017-211-9		40.34	0.00	40.34
7278-017-212	7278-017-212-8		24.04	0.00	24.04
7278-017-213	7278-017-213-7		40.34	0.00	40.34
7278-017-214	7278-017-214-6		27.71	(0.01)	27.70
7278-017-215	7278-017-215-5		27.71	(0.01)	27.70
7278-017-216	7278-017-216-4		42.38	0.00	42.38
7278-017-217	7278-017-217-3		27.71	(0.01)	27.70
7278-017-218	7278-017-218-2		41.56	0.00	41.56
7278-017-219	7278-017-219-1		24.45	(0.01)	24.44
7278-017-220	7278-017-220-8		39.12	0.00	39.12
7278-017-221	7278-017-221-7		39.12	0.00	39.12
7278-017-222	7278-017-222-6		24.45	(0.01)	24.44
7278-017-223	7278-017-223-5		41.56	0.00	41.56
7278-017-224	7278-017-224-4		27.71	(0.01)	27.70
7278-017-225	7278-017-225-3		40.75	(0.01)	40.74
7278-017-226	7278-017-226-2		27.71	(0.01)	27.70

**City of Long Beach**  
**Downtown Long Beach Business Improvement District**  
**Final Billing Detail Report for Fiscal Year 2018/19**

Account ID	Property ID	DB	Levy	Other	Total
7278-017-227	7278-017-227-1		27.71	(0.01)	27.70
7278-017-228	7278-017-228-0		40.34	0.00	40.34
7278-017-229	7278-017-229-9		24.04	0.00	24.04
7278-017-230	7278-017-230-6		40.34	0.00	40.34
7278-017-231	7278-017-231-5		27.71	(0.01)	27.70
7278-017-232	7278-017-232-4		27.71	(0.01)	27.70
7278-017-233	7278-017-233-3		42.38	0.00	42.38
7278-017-234	7278-017-234-2		27.71	(0.01)	27.70
7278-017-235	7278-017-235-1		41.56	0.00	41.56
7278-017-236	7278-017-236-0		24.45	(0.01)	24.44
7278-017-237	7278-017-237-9		39.12	0.00	39.12
7278-017-934	7278-017-934-5	Y	4,758.73	(0.01)	4,758.72
7278-017-935	7278-017-935-4	Y	7,043.57	(0.01)	7,043.56
7278-019-900	7278-019-900-1	Y	24,879.91	(0.01)	24,879.90
7278-019-901	7278-019-901-0	Y	186.27	(0.01)	186.26
7278-019-902	7278-019-902-9	Y	372.55	(0.01)	372.54
7278-019-903	7278-019-903-8	Y	139.71	(0.01)	139.70
7278-019-905	7278-019-905-6	Y	566.49	(0.01)	566.48
7278-019-906	7278-019-906-5	Y	566.49	(0.01)	566.48
7278-019-908	7278-019-908-3	Y	93.14	0.00	93.14
7278-019-912	7278-019-912-7	Y	740.42	0.00	740.42
7278-019-913	7278-019-913-6	Y	89.41	(0.01)	89.40
7278-019-914	7278-019-914-5	Y	111.76	0.00	111.76
7278-019-915	7278-019-915-4	Y	1,661.06	0.00	1,661.06
7278-019-916	7278-019-916-3	Y	39.74	0.00	39.74
7278-019-917	7278-019-917-2	Y	731.98	0.00	731.98
7278-019-918	7278-019-918-1	Y	77.99	(0.01)	77.98
7278-019-919	7278-019-919-0	Y	131.63	(0.01)	131.62
7278-019-920	7278-019-920-7	Y	248.37	(0.01)	248.36
7278-019-921	7278-019-921-6	Y	772.71	(0.01)	772.70
7278-019-922	7278-019-922-5	Y	124.18	0.00	124.18
7278-019-923	7278-019-923-4	Y	186.27	(0.01)	186.26
7278-019-924	7278-019-924-3	Y	790.29	(0.01)	790.28
7278-019-925	7278-019-925-2	Y	693.23	(0.01)	693.22
7278-019-926	7278-019-926-1	Y	372.55	(0.01)	372.54
7278-019-927	7278-019-927-0	Y	596.18	0.00	596.18
7278-019-928	7278-019-928-9	Y	993.28	0.00	993.28
7278-019-929	7278-019-929-8	Y	941.60	0.00	941.60
7278-019-930	7278-019-930-5	Y	377.66	0.00	377.66

**City of Long Beach**  
**Downtown Long Beach Business Improvement District**  
**Final Billing Detail Report for Fiscal Year 2018/19**

Account ID	Property ID	DB	Levy	Other	Total
7278-019-931	7278-019-931-4	Y	186.27	(0.01)	186.26
7278-019-932	7278-019-932-3	Y	941.60	0.00	941.60
7278-019-933	7278-019-933-2	Y	260.78	0.00	260.78
7278-019-934	7278-019-934-1	Y	404.84	0.00	404.84
7278-019-935	7278-019-935-0	Y	2,377.67	(0.01)	2,377.66
7278-019-936	7278-019-936-9	Y	140.55	(0.01)	140.54
7278-019-937	7278-019-937-8	Y	969.32	0.00	969.32
7278-019-938	7278-019-938-7	Y	106.80	0.00	106.80
7278-019-939	7278-019-939-6	Y	497.62	0.00	497.62
7278-019-940	7278-019-940-3	Y	815.93	(0.01)	815.92
7278-019-941	7278-019-941-2	Y	1.49	(0.01)	1.48
7278-019-942	7278-019-942-1	Y	1,955.52	0.00	1,955.52
7278-019-943	7278-019-943-0	Y	817.42	0.00	817.42
7278-019-944	7278-019-944-9	Y	470.80	0.00	470.80
7278-019-945	7278-019-945-8	Y	470.80	0.00	470.80
7278-019-946	7278-019-946-7	Y	941.60	0.00	941.60
7278-019-947	7278-019-947-6	Y	81.96	0.00	81.96
7278-019-948	7278-019-948-5	Y	86.93	(0.01)	86.92
7278-019-949	7278-019-949-4	Y	520.04	0.00	520.04
7278-019-953	7278-019-953-7	Y	1,717.83	(0.01)	1,717.82
7278-019-954	7278-019-954-6	Y	775.20	0.00	775.20
7278-019-955	7278-019-955-5	Y	480.73	(0.01)	480.72
7278-019-956	7278-019-956-4	Y	480.73	(0.01)	480.72
7278-019-957	7278-019-957-3	Y	961.47	(0.01)	961.46
7278-019-958	7278-019-958-2	Y	1,538.35	(0.01)	1,538.34
7278-019-959	7278-019-959-1	Y	2,621.74	0.00	2,621.74
7278-019-960	7278-019-960-8	Y	4,189.12	0.00	4,189.12
7278-022-017	7278-022-017-5		697.67	(0.01)	697.66
7278-022-018	7278-022-018-4		740.30	0.00	740.30
7278-022-019	7278-022-019-3		385.81	(0.01)	385.80
7278-022-020	7278-022-020-0		385.81	(0.01)	385.80
7278-022-021	7278-022-021-9		793.55	(0.01)	793.54
7278-022-036	7278-022-036-2		640.08	0.00	640.08
7278-022-037	7278-022-037-1		766.80	0.00	766.80
7278-022-038	7278-022-038-0		874.81	(0.01)	874.80
7278-022-039	7278-022-039-9		988.37	(0.01)	988.36
7278-022-040	7278-022-040-6		692.78	0.00	692.78
7278-022-041	7278-022-041-5		659.07	(0.01)	659.06
7278-022-042	7278-022-042-4		802.74	0.00	802.74



**City of Long Beach**  
**Downtown Long Beach Business Improvement District**  
**Final Billing Detail Report for Fiscal Year 2018/19**

Account ID	Property ID	DB	Levy	Other	Total
7278-022-045	7278-022-045-1		155.92	0.00	155.92
7278-022-046	7278-022-046-0		119.40	0.00	119.40
7278-022-047	7278-022-047-9		124.60	0.00	124.60
7278-022-048	7278-022-048-8		121.87	(0.01)	121.86
7278-022-049	7278-022-049-7		121.87	(0.01)	121.86
7278-022-050	7278-022-050-3		122.96	0.00	122.96
7278-023-215	7278-023-215-3		6,524.85	(0.01)	6,524.84
7278-029-001	7278-029-001-8		39.12	0.00	39.12
7278-029-002	7278-029-002-7		24.45	(0.01)	24.44
7278-029-003	7278-029-003-6		41.56	0.00	41.56
7278-029-004	7278-029-004-5		27.71	(0.01)	27.70
7278-029-005	7278-029-005-4		40.75	(0.01)	40.74
7278-029-006	7278-029-006-3		27.71	(0.01)	27.70
7278-029-007	7278-029-007-2		27.71	(0.01)	27.70
7278-029-008	7278-029-008-1		40.34	0.00	40.34
7278-029-009	7278-029-009-0		24.04	0.00	24.04
7278-029-010	7278-029-010-7		47.26	0.00	47.26
7278-029-011	7278-029-011-6		27.71	(0.01)	27.70
7278-029-012	7278-029-012-5		27.71	(0.01)	27.70
7278-029-013	7278-029-013-4		42.38	0.00	42.38
7278-029-014	7278-029-014-3		27.71	(0.01)	27.70
7278-029-015	7278-029-015-2		41.56	0.00	41.56
7278-029-016	7278-029-016-1		24.45	(0.01)	24.44
7278-029-017	7278-029-017-0		39.12	0.00	39.12
7278-029-018	7278-029-018-9		39.12	0.00	39.12
7278-029-019	7278-029-019-8		24.45	(0.01)	24.44
7278-029-020	7278-029-020-5		41.56	0.00	41.56
7278-029-021	7278-029-021-4		27.71	(0.01)	27.70
7278-029-022	7278-029-022-3		40.75	(0.01)	40.74
7278-029-023	7278-029-023-2		27.71	(0.01)	27.70
7278-029-024	7278-029-024-1		27.71	(0.01)	27.70
7278-029-025	7278-029-025-0		40.34	0.00	40.34
7278-029-026	7278-029-026-9		24.04	0.00	24.04
7278-029-027	7278-029-027-8		47.26	0.00	47.26
7278-029-028	7278-029-028-7		27.71	(0.01)	27.70
7278-029-029	7278-029-029-6		27.71	(0.01)	27.70
7278-029-030	7278-029-030-3		42.38	0.00	42.38
7278-029-031	7278-029-031-2		27.71	(0.01)	27.70
7278-029-032	7278-029-032-1		41.56	0.00	41.56

**City of Long Beach  
Downtown Long Beach Business Improvement District  
Final Billing Detail Report for Fiscal Year 2018/19**

Account ID	Property ID	DB	Levy	Other	Total
7278-029-033	7278-029-033-0		24.45	(0.01)	24.44
7278-029-034	7278-029-034-9		39.12	0.00	39.12
7278-029-035	7278-029-035-8		39.12	0.00	39.12
7278-029-036	7278-029-036-7		24.45	(0.01)	24.44
7278-029-037	7278-029-037-6		41.56	0.00	41.56
7278-029-038	7278-029-038-5		27.71	(0.01)	27.70
7278-029-039	7278-029-039-4		40.75	(0.01)	40.74
7278-029-040	7278-029-040-1		27.71	(0.01)	27.70
7278-029-041	7278-029-041-0		27.71	(0.01)	27.70
7278-029-042	7278-029-042-9		40.34	0.00	40.34
7278-029-043	7278-029-043-8		24.04	0.00	24.04
7278-029-044	7278-029-044-7		40.34	0.00	40.34
7278-029-045	7278-029-045-6		27.71	(0.01)	27.70
7278-029-046	7278-029-046-5		27.71	(0.01)	27.70
7278-029-047	7278-029-047-4		42.38	0.00	42.38
7278-029-048	7278-029-048-3		27.71	(0.01)	27.70
7278-029-049	7278-029-049-2		41.56	0.00	41.56
7278-029-050	7278-029-050-8		24.45	(0.01)	24.44
7278-029-051	7278-029-051-7		39.12	0.00	39.12
7278-029-052	7278-029-052-6		39.12	0.00	39.12
7278-029-053	7278-029-053-5		24.45	(0.01)	24.44
7278-029-054	7278-029-054-4		40.75	(0.01)	40.74
7278-029-055	7278-029-055-3		27.71	(0.01)	27.70
7278-029-056	7278-029-056-2		42.38	0.00	42.38
7278-029-057	7278-029-057-1		27.71	(0.01)	27.70
7278-029-058	7278-029-058-0		27.71	(0.01)	27.70
7278-029-059	7278-029-059-9		40.34	0.00	40.34
7278-029-060	7278-029-060-6		24.04	0.00	24.04
7278-029-061	7278-029-061-5		40.34	0.00	40.34
7278-029-062	7278-029-062-4		27.71	(0.01)	27.70
7278-029-063	7278-029-063-3		27.71	(0.01)	27.70
7278-029-064	7278-029-064-2		42.38	0.00	42.38
7278-029-065	7278-029-065-1		27.71	(0.01)	27.70
7278-029-066	7278-029-066-0		41.15	(0.01)	41.14
7278-029-067	7278-029-067-9		24.45	(0.01)	24.44
7278-029-068	7278-029-068-8		39.12	0.00	39.12
7278-029-069	7278-029-069-7		88.83	(0.01)	88.82
7278-029-070	7278-029-070-4		51.34	0.00	51.34
7278-029-071	7278-029-071-3		84.34	0.00	84.34

**City of Long Beach**  
**Downtown Long Beach Business Improvement District**  
**Final Billing Detail Report for Fiscal Year 2018/19**

Account ID	Property ID	DB	Levy	Other	Total
7278-029-072	7278-029-072-2		59.49	(0.01)	59.48
7278-029-073	7278-029-073-1		94.94	0.00	94.94
7278-029-074	7278-029-074-0		63.16	0.00	63.16
7278-029-075	7278-029-075-9		61.53	(0.01)	61.52
7278-029-076	7278-029-076-8		78.64	0.00	78.64
7278-029-077	7278-029-077-7		53.78	0.00	53.78
7278-029-078	7278-029-078-6		78.64	0.00	78.64
7278-029-079	7278-029-079-5		61.53	(0.01)	61.52
7278-029-080	7278-029-080-2		63.16	0.00	63.16
7278-029-081	7278-029-081-1		94.12	0.00	94.12
7278-029-082	7278-029-082-0		59.49	(0.01)	59.48
7278-029-083	7278-029-083-9		84.34	0.00	84.34
7278-029-084	7278-029-084-8		51.34	0.00	51.34
7278-029-085	7278-029-085-7		88.83	(0.01)	88.82
7278-029-086	7278-029-086-6		28.95	(0.01)	28.94
7278-029-087	7278-029-087-5		42.15	(0.01)	42.14
7278-029-088	7278-029-088-4		24.69	(0.01)	24.68
7278-029-089	7278-029-089-3		42.15	(0.01)	42.14
7278-029-090	7278-029-090-0		28.95	(0.01)	28.94
7278-029-092	7278-029-092-8		43.85	(0.01)	43.84
7278-029-093	7278-029-093-7		40.87	(0.01)	40.86
7278-029-094	7278-029-094-6		25.54	0.00	25.54
7278-029-095	7278-029-095-5		43.42	0.00	43.42
7278-029-096	7278-029-096-4		28.95	(0.01)	28.94
7278-029-097	7278-029-097-3		49.38	0.00	49.38
7278-029-098	7278-029-098-2		28.95	(0.01)	28.94
7278-029-099	7278-029-099-1		25.12	0.00	25.12
7278-029-100	7278-029-100-8		42.15	(0.01)	42.14
7278-029-101	7278-029-101-7		28.95	(0.01)	28.94
7278-029-102	7278-029-102-6		42.15	(0.01)	42.14
7278-029-103	7278-029-103-5		28.95	(0.01)	28.94
7278-029-104	7278-029-104-4		44.27	(0.01)	44.26
7278-029-105	7278-029-105-3		28.95	(0.01)	28.94
7278-029-106	7278-029-106-2		43.42	0.00	43.42
7278-029-107	7278-029-107-1		25.54	0.00	25.54
7278-029-108	7278-029-108-0		40.87	(0.01)	40.86
7278-029-109	7278-029-109-9		40.44	0.00	40.44
7278-029-110	7278-029-110-6		25.54	0.00	25.54
7278-029-111	7278-029-111-5		43.42	0.00	43.42

**City of Long Beach**  
**Downtown Long Beach Business Improvement District**  
**Final Billing Detail Report for Fiscal Year 2018/19**

Account ID	Property ID	DB	Levy	Other	Total
7278-029-112	7278-029-112-4		28.95	(0.01)	28.94
7278-029-113	7278-029-113-3		47.68	0.00	47.68
7278-029-114	7278-029-114-2		28.95	(0.01)	28.94
7278-029-115	7278-029-115-1		28.95	(0.01)	28.94
7278-029-116	7278-029-116-0		42.15	(0.01)	42.14
7278-029-117	7278-029-117-9		25.12	0.00	25.12
7278-029-118	7278-029-118-8		42.15	(0.01)	42.14
7278-029-119	7278-029-119-7		28.95	(0.01)	28.94
7278-029-120	7278-029-120-4		28.95	(0.01)	28.94
7278-029-121	7278-029-121-3		44.27	(0.01)	44.26
7278-029-122	7278-029-122-2		28.95	(0.01)	28.94
7278-029-123	7278-029-123-1		43.42	0.00	43.42
7278-029-124	7278-029-124-0		25.54	0.00	25.54
7278-029-125	7278-029-125-9		40.87	(0.01)	40.86
7278-029-126	7278-029-126-8		40.87	(0.01)	40.86
7278-029-127	7278-029-127-7		25.54	0.00	25.54
7278-029-128	7278-029-128-6		43.42	0.00	43.42
7278-029-129	7278-029-129-5		28.95	(0.01)	28.94
7278-029-130	7278-029-130-2		42.57	(0.01)	42.56
7278-029-131	7278-029-131-1		28.95	(0.01)	28.94
7278-029-132	7278-029-132-0		28.95	(0.01)	28.94
7278-029-133	7278-029-133-9		42.15	(0.01)	42.14
7278-029-134	7278-029-134-8		25.12	0.00	25.12
7278-029-135	7278-029-135-7		42.15	(0.01)	42.14
7278-029-136	7278-029-136-6		28.95	(0.01)	28.94
7278-029-137	7278-029-137-5		28.95	(0.01)	28.94
7278-029-138	7278-029-138-4		44.27	(0.01)	44.26
7278-029-139	7278-029-139-3		28.95	(0.01)	28.94
7278-029-140	7278-029-140-0		43.42	0.00	43.42
7278-029-141	7278-029-141-9		25.54	0.00	25.54
7278-029-142	7278-029-142-8		40.87	(0.01)	40.86
7278-029-143	7278-029-143-7		40.87	(0.01)	40.86
7278-029-144	7278-029-144-6		25.54	0.00	25.54
7278-029-145	7278-029-145-5		43.42	0.00	43.42
7278-029-146	7278-029-146-4		28.95	(0.01)	28.94
7278-029-147	7278-029-147-3		42.57	(0.01)	42.56
7278-029-148	7278-029-148-2		28.95	(0.01)	28.94
7278-029-149	7278-029-149-1		28.95	(0.01)	28.94
7278-029-150	7278-029-150-7		49.38	0.00	49.38

**City of Long Beach**  
**Downtown Long Beach Business Improvement District**  
**Final Billing Detail Report for Fiscal Year 2018/19**

Account ID	Property ID	DB	Levy	Other	Total
7278-029-151	7278-029-151-6		25.12	0.00	25.12
7278-029-152	7278-029-152-5		42.15	(0.01)	42.14
7278-029-153	7278-029-153-4		28.95	(0.01)	28.94
7278-029-154	7278-029-154-3		28.95	(0.01)	28.94
7278-029-155	7278-029-155-2		44.27	(0.01)	44.26
7278-029-156	7278-029-156-1		28.95	(0.01)	28.94
7278-029-157	7278-029-157-0		43.42	0.00	43.42
7278-029-158	7278-029-158-9		25.54	0.00	25.54
7278-029-159	7278-029-159-8		40.87	(0.01)	40.86
7278-029-160	7278-029-160-5		40.87	(0.01)	40.86
7278-029-161	7278-029-161-4		25.54	0.00	25.54
7278-029-162	7278-029-162-3		43.42	0.00	43.42
7278-029-163	7278-029-163-2		28.95	(0.01)	28.94
7278-029-164	7278-029-164-1		42.57	(0.01)	42.56
7278-029-165	7278-029-165-0		28.95	(0.01)	28.94
7278-029-166	7278-029-166-9		28.95	(0.01)	28.94
7278-029-167	7278-029-167-8		42.15	(0.01)	42.14
7278-029-168	7278-029-168-7		25.12	0.00	25.12
7278-029-169	7278-029-169-6		42.15	(0.01)	42.14
7278-029-170	7278-029-170-3		28.95	(0.01)	28.94
7278-029-171	7278-029-171-2		28.95	(0.01)	28.94
7278-029-172	7278-029-172-1		44.27	(0.01)	44.26
7278-029-173	7278-029-173-0		28.95	(0.01)	28.94
7278-029-174	7278-029-174-9		43.42	0.00	43.42
7278-029-175	7278-029-175-8		25.54	0.00	25.54
7278-029-176	7278-029-176-7		40.87	(0.01)	40.86
7278-029-177	7278-029-177-6		40.87	(0.01)	40.86
7278-029-178	7278-029-178-5		25.54	0.00	25.54
7278-029-179	7278-029-179-4		43.42	0.00	43.42
7278-029-180	7278-029-180-1		28.95	(0.01)	28.94
7278-029-181	7278-029-181-0		42.57	(0.01)	42.56
7278-029-182	7278-029-182-9		28.95	(0.01)	28.94
7278-029-183	7278-029-183-8		28.95	(0.01)	28.94
7278-029-184	7278-029-184-7		42.15	(0.01)	42.14
7278-029-185	7278-029-185-6		25.12	0.00	25.12
7278-029-186	7278-029-186-5		42.15	(0.01)	42.14
7278-029-187	7278-029-187-4		28.95	(0.01)	28.94
7278-029-188	7278-029-188-3		28.95	(0.01)	28.94
7278-029-189	7278-029-189-2		44.27	(0.01)	44.26

**City of Long Beach**  
**Downtown Long Beach Business Improvement District**  
**Final Billing Detail Report for Fiscal Year 2018/19**

Account ID	Property ID	DB	Levy	Other	Total
7278-029-190	7278-029-190-9		28.95	(0.01)	28.94
7278-029-191	7278-029-191-8		43.42	0.00	43.42
7278-029-192	7278-029-192-7		25.54	0.00	25.54
7278-029-193	7278-029-193-6		40.87	(0.01)	40.86
7278-029-194	7278-029-194-5		40.87	(0.01)	40.86
7278-029-195	7278-029-195-4		25.54	0.00	25.54
7278-029-196	7278-029-196-3		43.42	0.00	43.42
7278-029-197	7278-029-197-2		28.95	(0.01)	28.94
7278-029-198	7278-029-198-1		42.15	(0.01)	42.14
7278-029-199	7278-029-199-0		28.95	(0.01)	28.94
7278-029-200	7278-029-200-7		28.95	(0.01)	28.94
7278-029-201	7278-029-201-6		42.15	(0.01)	42.14
7278-029-202	7278-029-202-5		25.12	0.00	25.12
7278-029-203	7278-029-203-4		42.15	(0.01)	42.14
7278-029-204	7278-029-204-3		28.95	(0.01)	28.94
7278-029-205	7278-029-205-2		28.95	(0.01)	28.94
7278-029-206	7278-029-206-1		44.27	(0.01)	44.26
7278-029-207	7278-029-207-0		28.95	(0.01)	28.94
7278-029-208	7278-029-208-9		43.42	0.00	43.42
7278-029-209	7278-029-209-8		25.54	0.00	25.54
7278-029-210	7278-029-210-5		40.87	(0.01)	40.86
7278-029-211	7278-029-211-4		40.87	(0.01)	40.86
7278-029-212	7278-029-212-3		25.54	0.00	25.54
7278-029-213	7278-029-213-2		43.42	0.00	43.42
7278-029-214	7278-029-214-1		28.95	(0.01)	28.94
7278-029-215	7278-029-215-0		42.57	(0.01)	42.56
7278-029-216	7278-029-216-9		28.95	(0.01)	28.94
7278-029-217	7278-029-217-8		28.95	(0.01)	28.94
7278-029-218	7278-029-218-7		42.15	(0.01)	42.14
7278-029-219	7278-029-219-6		25.12	0.00	25.12
7278-029-220	7278-029-220-3		42.15	(0.01)	42.14
7278-029-221	7278-029-221-2		28.95	(0.01)	28.94
7278-029-222	7278-029-222-1		28.95	(0.01)	28.94
7278-029-223	7278-029-223-0		43.85	(0.01)	43.84
7278-029-224	7278-029-224-9		28.95	(0.01)	28.94
7278-029-225	7278-029-225-8		43.42	0.00	43.42
7278-029-226	7278-029-226-7		25.54	0.00	25.54
7278-029-227	7278-029-227-6		40.87	(0.01)	40.86
7278-029-228	7278-029-228-5		40.87	(0.01)	40.86

**City of Long Beach**  
**Downtown Long Beach Business Improvement District**  
**Final Billing Detail Report for Fiscal Year 2018/19**

Account ID	Property ID	DB	Levy	Other	Total
7278-029-229	7278-029-229-4		25.54	0.00	25.54
7278-029-230	7278-029-230-1		43.42	0.00	43.42
7278-029-231	7278-029-231-0		28.95	(0.01)	28.94
7278-029-232	7278-029-232-9		42.57	(0.01)	42.56
7278-029-233	7278-029-233-8		28.95	(0.01)	28.94
7278-029-234	7278-029-234-7		28.95	(0.01)	28.94
7278-029-235	7278-029-235-6		42.15	(0.01)	42.14
7278-029-236	7278-029-236-5		25.12	0.00	25.12
7278-029-237	7278-029-237-4		42.15	(0.01)	42.14
7278-029-238	7278-029-238-3		28.95	(0.01)	28.94
7278-029-239	7278-029-239-2		28.95	(0.01)	28.94
7278-029-240	7278-029-240-9		44.27	(0.01)	44.26
7278-029-241	7278-029-241-8		28.95	(0.01)	28.94
7278-029-242	7278-029-242-7		43.42	0.00	43.42
7278-029-243	7278-029-243-6		25.54	0.00	25.54
7278-029-244	7278-029-244-5		40.44	0.00	40.44
7278-029-245	7278-029-245-4		28.95	(0.01)	28.94
7278-030-001	7278-030-001-6		40.87	(0.01)	40.86
7278-030-002	7278-030-002-5		25.54	0.00	25.54
7278-030-003	7278-030-003-4		43.42	0.00	43.42
7278-030-004	7278-030-004-3		28.95	(0.01)	28.94
7278-030-005	7278-030-005-2		42.57	(0.01)	42.56
7278-030-006	7278-030-006-1		28.95	(0.01)	28.94
7278-030-007	7278-030-007-0		28.95	(0.01)	28.94
7278-030-008	7278-030-008-9		42.15	(0.01)	42.14
7278-030-009	7278-030-009-8		25.12	0.00	25.12
7278-030-010	7278-030-010-5		42.15	(0.01)	42.14
7278-030-011	7278-030-011-4		28.95	(0.01)	28.94
7278-030-012	7278-030-012-3		28.95	(0.01)	28.94
7278-030-013	7278-030-013-2		44.27	(0.01)	44.26
7278-030-014	7278-030-014-1		28.95	(0.01)	28.94
7278-030-015	7278-030-015-0		43.42	0.00	43.42
7278-030-016	7278-030-016-9		25.54	0.00	25.54
7278-030-017	7278-030-017-8		40.87	(0.01)	40.86
7278-030-018	7278-030-018-7		40.87	(0.01)	40.86
7278-030-019	7278-030-019-6		25.54	0.00	25.54
7278-030-020	7278-030-020-3		43.42	0.00	43.42
7278-030-021	7278-030-021-2		28.95	(0.01)	28.94
7278-030-022	7278-030-022-1		42.57	(0.01)	42.56

City of Long Beach  
Downtown Long Beach Business Improvement District  
Final Billing Detail Report for Fiscal Year 2018/19

Account ID	Property ID	DB	Levy	Other	Total
7278-030-023	7278-030-023-0		28.95	(0.01)	28.94
7278-030-024	7278-030-024-9		28.95	(0.01)	28.94
7278-030-025	7278-030-025-8		42.15	(0.01)	42.14
7278-030-026	7278-030-026-7		25.12	0.00	25.12
7278-030-027	7278-030-027-6		42.15	(0.01)	42.14
7278-030-028	7278-030-028-5		28.95	(0.01)	28.94
7278-030-029	7278-030-029-4		28.95	(0.01)	28.94
7278-030-030	7278-030-030-1		44.27	(0.01)	44.26
7278-030-031	7278-030-031-0		28.95	(0.01)	28.94
7278-030-032	7278-030-032-9		43.42	0.00	43.42
7278-030-033	7278-030-033-8		25.54	0.00	25.54
7278-030-034	7278-030-034-7		40.44	0.00	40.44
7278-030-035	7278-030-035-6		40.44	0.00	40.44
7278-030-036	7278-030-036-5		25.54	0.00	25.54
7278-030-037	7278-030-037-4		43.42	0.00	43.42
7278-030-038	7278-030-038-3		28.95	(0.01)	28.94
7278-030-039	7278-030-039-2		42.57	(0.01)	42.56
7278-030-040	7278-030-040-9		28.95	(0.01)	28.94
7278-030-041	7278-030-041-8		28.95	(0.01)	28.94
7278-030-042	7278-030-042-7		42.15	(0.01)	42.14
7278-030-043	7278-030-043-6		25.12	0.00	25.12
7278-030-044	7278-030-044-5		42.15	(0.01)	42.14
7278-030-045	7278-030-045-4		28.95	(0.01)	28.94
7278-030-046	7278-030-046-3		28.95	(0.01)	28.94
7278-030-047	7278-030-047-2		44.27	(0.01)	44.26
7278-030-048	7278-030-048-1		28.95	(0.01)	28.94
7278-030-049	7278-030-049-0		43.42	0.00	43.42
7278-030-050	7278-030-050-6		25.54	0.00	25.54
7278-030-051	7278-030-051-5		40.44	0.00	40.44
7278-030-052	7278-030-052-4		40.44	0.00	40.44
7278-030-053	7278-030-053-3		25.54	0.00	25.54
7278-030-054	7278-030-054-2		43.42	0.00	43.42
7278-030-055	7278-030-055-1		28.95	(0.01)	28.94
7278-030-056	7278-030-056-0		42.57	(0.01)	42.56
7278-030-057	7278-030-057-9		28.95	(0.01)	28.94
7278-030-058	7278-030-058-8		28.95	(0.01)	28.94
7278-030-059	7278-030-059-7		42.15	(0.01)	42.14
7278-030-060	7278-030-060-4		25.12	0.00	25.12
7278-030-061	7278-030-061-3		49.38	0.00	49.38



**City of Long Beach**  
**Downtown Long Beach Business Improvement District**  
**Final Billing Detail Report for Fiscal Year 2018/19**

Account ID	Property ID	DB	Levy	Other	Total
7278-030-062	7278-030-062-2		28.95	(0.01)	28.94
7278-030-063	7278-030-063-1		28.95	(0.01)	28.94
7278-030-064	7278-030-064-0		44.27	(0.01)	44.26
7278-030-065	7278-030-065-9		28.95	(0.01)	28.94
7278-030-066	7278-030-066-8		43.42	0.00	43.42
7278-030-067	7278-030-067-7		25.54	0.00	25.54
7278-030-068	7278-030-068-6		40.44	0.00	40.44
7278-030-069	7278-030-069-5		40.87	(0.01)	40.86
7278-030-070	7278-030-070-2		25.54	0.00	25.54
7278-030-071	7278-030-071-1		42.57	(0.01)	42.56
7278-030-072	7278-030-072-0		28.95	(0.01)	28.94
7278-030-073	7278-030-073-9		42.57	(0.01)	42.56
7278-030-074	7278-030-074-8		28.95	(0.01)	28.94
7278-030-075	7278-030-075-7		28.95	(0.01)	28.94
7278-030-076	7278-030-076-6		42.15	(0.01)	42.14
7278-030-077	7278-030-077-5		25.12	0.00	25.12
7278-030-078	7278-030-078-4		42.15	(0.01)	42.14
7278-030-079	7278-030-079-3		28.95	(0.01)	28.94
7278-030-080	7278-030-080-0		28.95	(0.01)	28.94
7278-030-081	7278-030-081-9		44.27	(0.01)	44.26
7278-030-082	7278-030-082-8		28.95	(0.01)	28.94
7278-030-083	7278-030-083-7		43.42	0.00	43.42
7278-030-084	7278-030-084-6		25.54	0.00	25.54
7278-030-085	7278-030-085-5		40.44	0.00	40.44
7278-030-086	7278-030-086-4		40.87	(0.01)	40.86
7278-030-087	7278-030-087-3		25.54	0.00	25.54
7278-030-088	7278-030-088-2		42.57	(0.01)	42.56
7278-030-089	7278-030-089-1		28.95	(0.01)	28.94
7278-030-090	7278-030-090-8		42.15	(0.01)	42.14
7278-030-091	7278-030-091-7		28.95	(0.01)	28.94
7278-030-092	7278-030-092-6		28.95	(0.01)	28.94
7278-030-093	7278-030-093-5		42.15	(0.01)	42.14
7278-030-094	7278-030-094-4		25.12	0.00	25.12
7278-030-095	7278-030-095-3		42.15	(0.01)	42.14
7278-030-096	7278-030-096-2		28.95	(0.01)	28.94
7278-030-097	7278-030-097-1		28.95	(0.01)	28.94
7278-030-098	7278-030-098-0		44.27	(0.01)	44.26
7278-030-099	7278-030-099-9		28.95	(0.01)	28.94
7278-030-100	7278-030-100-6		43.42	0.00	43.42

**City of Long Beach**  
**Downtown Long Beach Business Improvement District**  
**Final Billing Detail Report for Fiscal Year 2018/19**

Account ID	Property ID	DB	Levy	Other	Total
7278-030-101	7278-030-101-5		25.54	0.00	25.54
7278-030-102	7278-030-102-4		40.87	(0.01)	40.86
7278-030-103	7278-030-103-3		92.81	(0.01)	92.80
7278-030-104	7278-030-104-2		53.64	0.00	53.64
7278-030-105	7278-030-105-1		88.12	0.00	88.12
7278-030-106	7278-030-106-0		62.15	(0.01)	62.14
7278-030-107	7278-030-107-9		99.19	(0.01)	99.18
7278-030-108	7278-030-108-8		65.99	(0.01)	65.98
7278-030-109	7278-030-109-7		64.28	0.00	64.28
7278-030-110	7278-030-110-4		82.16	0.00	82.16
7278-030-111	7278-030-111-3		56.19	(0.01)	56.18
7278-030-112	7278-030-112-2		82.16	0.00	82.16
7278-030-113	7278-030-113-1		64.28	0.00	64.28
7278-030-114	7278-030-114-0		65.99	(0.01)	65.98
7278-030-115	7278-030-115-9		98.34	0.00	98.34
7278-030-116	7278-030-116-8		62.15	(0.01)	62.14
7278-030-117	7278-030-117-7		88.12	0.00	88.12
7278-030-118	7278-030-118-6		53.64	0.00	53.64
7278-030-119	7278-030-119-5		92.81	(0.01)	92.80
7280-004-006	7280-004-006-2		1,167.75	(0.01)	1,167.74
7280-004-007	7280-004-007-1		1,263.90	0.00	1,263.90
7280-004-008	7280-004-008-0		591.52	0.00	591.52
7280-004-009	7280-004-009-9		281.46	0.00	281.46
7280-004-011	7280-004-011-5		1,414.44	0.00	1,414.44
7280-004-017	7280-004-017-9		7,376.77	(0.01)	7,376.76
7280-004-021	7280-004-021-3		2,430.93	(0.01)	2,430.92
7280-004-022	7280-004-022-2		397.53	(0.01)	397.52
7280-004-023	7280-004-023-1		82.91	(0.01)	82.90
7280-004-024	7280-004-024-0		54.62	0.00	54.62
7280-004-025	7280-004-025-9		55.60	0.00	55.60
7280-004-026	7280-004-026-8		85.84	0.00	85.84
7280-004-027	7280-004-027-7		55.60	0.00	55.60
7280-004-028	7280-004-028-6		55.60	0.00	55.60
7280-004-029	7280-004-029-5		55.60	0.00	55.60
7280-004-030	7280-004-030-2		55.60	0.00	55.60
7280-004-031	7280-004-031-1		55.60	0.00	55.60
7280-004-032	7280-004-032-0		55.60	0.00	55.60
7280-004-033	7280-004-033-9		50.72	0.00	50.72
7280-004-034	7280-004-034-8		46.82	0.00	46.82

**City of Long Beach**  
**Downtown Long Beach Business Improvement District**  
**Final Billing Detail Report for Fiscal Year 2018/19**

Account ID	Property ID	DB	Levy	Other	Total
7280-004-035	7280-004-035-7		50.72	0.00	50.72
7280-004-036	7280-004-036-6		47.80	0.00	47.80
7280-004-037	7280-004-037-5		50.72	0.00	50.72
7280-004-038	7280-004-038-4		88.76	0.00	88.76
7280-004-039	7280-004-039-3		84.86	0.00	84.86
7280-004-040	7280-004-040-0		50.72	0.00	50.72
7280-004-041	7280-004-041-9		84.86	0.00	84.86
7280-004-042	7280-004-042-8		54.62	0.00	54.62
7280-004-043	7280-004-043-7		54.62	0.00	54.62
7280-004-044	7280-004-044-6		54.62	0.00	54.62
7280-004-045	7280-004-045-5		55.60	0.00	55.60
7280-004-046	7280-004-046-4		54.62	0.00	54.62
7280-004-047	7280-004-047-3		84.86	0.00	84.86
7280-004-048	7280-004-048-2		63.40	0.00	63.40
7280-004-049	7280-004-049-1		57.55	(0.01)	57.54
7280-004-050	7280-004-050-7		86.81	(0.01)	86.80
7280-004-051	7280-004-051-6		55.60	0.00	55.60
7280-004-052	7280-004-052-5		55.60	0.00	55.60
7280-004-053	7280-004-053-4		55.60	0.00	55.60
7280-004-054	7280-004-054-3		55.60	0.00	55.60
7280-004-055	7280-004-055-2		55.60	0.00	55.60
7280-004-056	7280-004-056-1		55.60	0.00	55.60
7280-004-057	7280-004-057-0		55.60	0.00	55.60
7280-004-058	7280-004-058-9		55.60	0.00	55.60
7280-004-059	7280-004-059-8		55.60	0.00	55.60
7280-004-060	7280-004-060-5		55.60	0.00	55.60
7280-004-061	7280-004-061-4		55.60	0.00	55.60
7280-004-062	7280-004-062-3		49.75	(0.01)	49.74
7280-004-063	7280-004-063-2		55.60	0.00	55.60
7280-004-064	7280-004-064-1		55.60	0.00	55.60
7280-004-065	7280-004-065-0		94.62	0.00	94.62
7280-004-066	7280-004-066-9		54.62	0.00	54.62
7280-004-067	7280-004-067-8		55.60	0.00	55.60
7280-004-068	7280-004-068-7		85.84	0.00	85.84
7280-004-069	7280-004-069-6		55.60	0.00	55.60
7280-004-070	7280-004-070-3		55.60	0.00	55.60
7280-004-071	7280-004-071-2		55.60	0.00	55.60
7280-004-072	7280-004-072-1		55.60	0.00	55.60
7280-004-073	7280-004-073-0		55.60	0.00	55.60

**City of Long Beach**  
**Downtown Long Beach Business Improvement District**  
**Final Billing Detail Report for Fiscal Year 2018/19**

Account ID	Property ID	DB	Levy	Other	Total
7280-004-074	7280-004-074-9		55.60	0.00	55.60
7280-004-075	7280-004-075-8		50.72	0.00	50.72
7280-004-076	7280-004-076-7		46.82	0.00	46.82
7280-004-077	7280-004-077-6		50.72	0.00	50.72
7280-004-078	7280-004-078-5		47.80	0.00	47.80
7280-004-079	7280-004-079-4		50.72	0.00	50.72
7280-004-080	7280-004-080-1		88.76	0.00	88.76
7280-004-081	7280-004-081-0		84.86	0.00	84.86
7280-004-082	7280-004-082-9		50.72	0.00	50.72
7280-004-083	7280-004-083-8		84.86	0.00	84.86
7280-004-084	7280-004-084-7		54.62	0.00	54.62
7280-004-085	7280-004-085-6		54.62	0.00	54.62
7280-004-086	7280-004-086-5		54.62	0.00	54.62
7280-004-087	7280-004-087-4		55.60	0.00	55.60
7280-004-088	7280-004-088-3		54.62	0.00	54.62
7280-004-089	7280-004-089-2		51.70	0.00	51.70
7280-004-090	7280-004-090-9		84.86	0.00	84.86
7280-004-091	7280-004-091-8		63.40	0.00	63.40
7280-004-092	7280-004-092-7		57.55	(0.01)	57.54
7280-004-093	7280-004-093-6		86.81	(0.01)	86.80
7280-004-094	7280-004-094-5		55.60	0.00	55.60
7280-004-095	7280-004-095-4		55.60	0.00	55.60
7280-004-096	7280-004-096-3		55.60	0.00	55.60
7280-004-097	7280-004-097-2		55.60	0.00	55.60
7280-004-098	7280-004-098-1		55.60	0.00	55.60
7280-004-099	7280-004-099-0		55.60	0.00	55.60
7280-004-100	7280-004-100-7		55.60	0.00	55.60
7280-004-101	7280-004-101-6		55.60	0.00	55.60
7280-004-102	7280-004-102-5		55.60	0.00	55.60
7280-004-103	7280-004-103-4		55.60	0.00	55.60
7280-004-104	7280-004-104-3		55.60	0.00	55.60
7280-004-105	7280-004-105-2		49.75	(0.01)	49.74
7280-004-106	7280-004-106-1		55.60	0.00	55.60
7280-004-107	7280-004-107-0		55.60	0.00	55.60
7280-004-108	7280-004-108-9		62.43	(0.01)	62.42
7280-004-109	7280-004-109-8		56.58	0.00	56.58
7280-004-110	7280-004-110-5		58.53	(0.01)	58.52
7280-004-111	7280-004-111-4		56.58	0.00	56.58
7280-004-112	7280-004-112-3		59.50	0.00	59.50

**City of Long Beach**  
**Downtown Long Beach Business Improvement District**  
**Final Billing Detail Report for Fiscal Year 2018/19**

Account ID	Property ID	DB	Levy	Other	Total
7280-004-113	7280-004-113-2		56.58	0.00	56.58
7280-004-114	7280-004-114-1		59.50	0.00	59.50
7280-004-115	7280-004-115-0		56.58	0.00	56.58
7280-004-116	7280-004-116-9		59.50	0.00	59.50
7280-004-117	7280-004-117-8		54.62	0.00	54.62
7280-004-118	7280-004-118-7		57.55	(0.01)	57.54
7280-004-119	7280-004-119-6		55.60	0.00	55.60
7280-004-120	7280-004-120-3		55.60	0.00	55.60
7280-004-121	7280-004-121-2		55.60	0.00	55.60
7280-004-122	7280-004-122-1		55.60	0.00	55.60
7280-004-123	7280-004-123-0		103.49	(0.01)	103.48
7280-004-124	7280-004-124-9		64.96	0.00	64.96
7280-004-125	7280-004-125-8		67.01	(0.01)	67.00
7280-004-126	7280-004-126-7		94.71	(0.01)	94.70
7280-004-127	7280-004-127-6		67.01	(0.01)	67.00
7280-004-128	7280-004-128-5		67.01	(0.01)	67.00
7280-004-129	7280-004-129-4		67.01	(0.01)	67.00
7280-004-130	7280-004-130-1		67.01	(0.01)	67.00
7280-004-131	7280-004-131-0		67.01	(0.01)	67.00
7280-004-132	7280-004-132-9		67.01	(0.01)	67.00
7280-004-133	7280-004-133-8		61.94	0.00	61.94
7280-004-134	7280-004-134-7		56.97	(0.01)	56.96
7280-004-135	7280-004-135-6		61.94	0.00	61.94
7280-004-136	7280-004-136-5		59.01	(0.01)	59.00
7280-004-137	7280-004-137-4		61.94	0.00	61.94
7280-004-138	7280-004-138-3		101.15	(0.01)	101.14
7280-004-139	7280-004-139-2		93.74	0.00	93.74
7280-004-140	7280-004-140-9		61.45	(0.01)	61.44
7280-004-141	7280-004-141-8		93.74	0.00	93.74
7280-004-142	7280-004-142-7		66.04	0.00	66.04
7280-004-143	7280-004-143-6		64.96	0.00	64.96
7280-004-144	7280-004-144-5		66.04	0.00	66.04
7280-004-145	7280-004-145-4		65.94	0.00	65.94
7280-004-146	7280-004-146-3		66.04	0.00	66.04
7280-004-147	7280-004-147-2		62.04	0.00	62.04
7280-004-148	7280-004-148-1		93.74	0.00	93.74
7280-004-149	7280-004-149-0		73.74	0.00	73.74
7280-004-150	7280-004-150-6		69.06	0.00	69.06
7280-004-151	7280-004-151-5		95.69	(0.01)	95.68

**City of Long Beach**  
**Downtown Long Beach Business Improvement District**  
**Final Billing Detail Report for Fiscal Year 2018/19**

Account ID	Property ID	DB	Levy	Other	Total
7280-004-152	7280-004-152-4		67.01	(0.01)	67.00
7280-004-153	7280-004-153-3		67.01	(0.01)	67.00
7280-004-154	7280-004-154-2		67.01	(0.01)	67.00
7280-004-155	7280-004-155-1		67.01	(0.01)	67.00
7280-004-156	7280-004-156-0		67.01	(0.01)	67.00
7280-004-157	7280-004-157-9		67.01	(0.01)	67.00
7280-004-158	7280-004-158-8		67.01	(0.01)	67.00
7280-004-159	7280-004-159-7		67.01	(0.01)	67.00
7280-004-160	7280-004-160-4		67.01	(0.01)	67.00
7280-004-161	7280-004-161-3		67.01	(0.01)	67.00
7280-004-162	7280-004-162-2		67.01	(0.01)	67.00
7280-004-163	7280-004-163-1		60.09	(0.01)	60.08
7280-004-164	7280-004-164-0		67.01	(0.01)	67.00
7280-004-165	7280-004-165-9		67.01	(0.01)	67.00
7280-004-166	7280-004-166-8		73.45	(0.01)	73.44
7280-004-167	7280-004-167-7		67.70	0.00	67.70
7280-004-168	7280-004-168-6		69.94	0.00	69.94
7280-004-169	7280-004-169-5		67.89	(0.01)	67.88
7280-004-170	7280-004-170-2		71.40	0.00	71.40
7280-004-171	7280-004-171-1		67.89	(0.01)	67.88
7280-004-172	7280-004-172-0		71.40	0.00	71.40
7280-004-173	7280-004-173-9		67.89	(0.01)	67.88
7280-004-174	7280-004-174-8		71.40	0.00	71.40
7280-004-175	7280-004-175-7		65.35	(0.01)	65.34
7280-004-176	7280-004-176-6		68.77	(0.01)	68.76
7280-004-177	7280-004-177-5		67.01	(0.01)	67.00
7280-004-178	7280-004-178-4		67.01	(0.01)	67.00
7280-004-179	7280-004-179-3		67.01	(0.01)	67.00
7280-004-180	7280-004-180-0		67.01	(0.01)	67.00
7280-004-181	7280-004-181-9		5,750.08	0.00	5,750.08
7280-005-025	7280-005-025-6		26,710.01	(0.01)	26,710.00
7280-005-026	7280-005-026-5		33,415.11	(0.01)	33,415.10
7280-005-049	7280-005-049-8		3,149.88	0.00	3,149.88
7280-005-051	7280-005-051-3		42,432.66	0.00	42,432.66
7280-005-052	7280-005-052-2		13,666.27	(0.01)	13,666.26
7280-005-053	7280-005-053-1		1,920.43	(0.01)	1,920.42
7280-005-054	7280-005-054-0		10,527.96	0.00	10,527.96
7280-005-055	7280-005-055-9		1,318.55	(0.01)	1,318.54
7280-005-056	7280-005-056-8		10,112.90	0.00	10,112.90

**City of Long Beach**  
**Downtown Long Beach Business Improvement District**  
**Final Billing Detail Report for Fiscal Year 2018/19**

Account ID	Property ID	DB	Levy	Other	Total
7280-005-057	7280-005-057-7		1,536.75	(0.01)	1,536.74
7280-005-058	7280-005-058-6		13,091.52	0.00	13,091.52
7280-005-059	7280-005-059-5		1,258.89	(0.01)	1,258.88
7280-005-060	7280-005-060-2		7,079.75	(0.01)	7,079.74
7280-005-062	7280-005-062-0		783.66	0.00	783.66
7280-005-064	7280-005-064-8		4,558.48	0.00	4,558.48
7280-005-918	7280-005-918-6	Y	28,803.81	(0.01)	28,803.80
7280-005-919	7280-005-919-5	Y	28,811.77	(0.01)	28,811.76
7280-005-921	7280-005-921-1	Y	12,067.48	0.00	12,067.48
7280-005-922	7280-005-922-0	Y	3,976.36	0.00	3,976.36
7280-005-923	7280-005-923-9	Y	606.57	(0.01)	606.56
7280-005-924	7280-005-924-8	Y	1,487.28	0.00	1,487.28
7280-009-002	7280-009-002-5		2,029.76	0.00	2,029.76
7280-009-004	7280-009-004-3		953.61	(0.01)	953.60
7280-009-005	7280-009-005-2		953.61	(0.01)	953.60
7280-009-006	7280-009-006-1		941.60	0.00	941.60
7280-009-012	7280-009-012-3		742.91	(0.01)	742.90
7280-009-017	7280-009-017-8		1,214.04	0.00	1,214.04
7280-009-018	7280-009-018-7		1,027.23	(0.01)	1,027.22
7280-009-019	7280-009-019-6		121.10	0.00	121.10
7280-009-020	7280-009-020-3		113.46	0.00	113.46
7280-009-021	7280-009-021-2		191.04	0.00	191.04
7280-009-022	7280-009-022-1		187.52	0.00	187.52
7280-009-023	7280-009-023-0		189.94	0.00	189.94
7280-009-024	7280-009-024-9		128.53	(0.01)	128.52
7280-009-025	7280-009-025-8		88.84	0.00	88.84
7280-009-026	7280-009-026-7		107.13	(0.01)	107.12
7280-009-027	7280-009-027-6		113.46	0.00	113.46
7280-009-028	7280-009-028-5		92.05	(0.01)	92.04
7280-009-029	7280-009-029-4		115.57	(0.01)	115.56
7280-009-030	7280-009-030-1		215.76	0.00	215.76
7280-009-031	7280-009-031-0		187.02	0.00	187.02
7280-009-032	7280-009-032-9		189.84	0.00	189.84
7280-009-033	7280-009-033-8		139.49	(0.01)	139.48
7280-009-034	7280-009-034-7		92.76	0.00	92.76
7280-009-035	7280-009-035-6		106.22	0.00	106.22
7280-009-036	7280-009-036-5		115.57	(0.01)	115.56
7280-009-037	7280-009-037-4		92.05	(0.01)	92.04
7280-009-038	7280-009-038-3		115.57	(0.01)	115.56

**City of Long Beach**  
**Downtown Long Beach Business Improvement District**  
**Final Billing Detail Report for Fiscal Year 2018/19**

Account ID	Property ID	DB	Levy	Other	Total
7280-009-039	7280-009-039-2		196.97	(0.01)	196.96
7280-009-040	7280-009-040-9		183.60	0.00	183.60
7280-009-041	7280-009-041-8		184.71	(0.01)	184.70
7280-009-042	7280-009-042-7		136.57	(0.01)	136.56
7280-009-043	7280-009-043-6		93.06	0.00	93.06
7280-009-044	7280-009-044-5		105.92	0.00	105.92
7280-009-045	7280-009-045-4		115.57	(0.01)	115.56
7280-009-046	7280-009-046-3		92.05	(0.01)	92.04
7280-009-047	7280-009-047-2		88.03	(0.01)	88.02
7280-009-048	7280-009-048-1		104.92	0.00	104.92
7280-009-049	7280-009-049-0		97.18	0.00	97.18
7280-009-050	7280-009-050-6		99.19	(0.01)	99.18
7280-009-051	7280-009-051-5		88.03	(0.01)	88.02
7280-009-052	7280-009-052-4		92.05	(0.01)	92.04
7280-009-053	7280-009-053-3		88.03	(0.01)	88.02
7280-009-054	7280-009-054-2		97.18	0.00	97.18
7280-009-055	7280-009-055-1		99.19	(0.01)	99.18
7280-009-056	7280-009-056-0		88.03	(0.01)	88.02
7280-009-057	7280-009-057-9		92.05	(0.01)	92.04
7280-009-058	7280-009-058-8		101.10	0.00	101.10
7280-009-059	7280-009-059-7		104.92	0.00	104.92
7280-009-060	7280-009-060-4		158.68	0.00	158.68
7280-009-061	7280-009-061-3		119.69	(0.01)	119.68
7280-009-062	7280-009-062-2		92.05	(0.01)	92.04
7280-009-063	7280-009-063-1		101.10	0.00	101.10
7280-009-064	7280-009-064-0		146.42	0.00	146.42
7280-009-065	7280-009-065-9		119.69	(0.01)	119.68
7280-009-066	7280-009-066-8		190.24	0.00	190.24
7280-009-067	7280-009-067-7		150.24	0.00	150.24
7280-009-068	7280-009-068-6		1,002.83	(0.01)	1,002.82
7280-009-076	7280-009-076-6		574.28	0.00	574.28
7280-009-077	7280-009-077-5		558.69	(0.01)	558.68
7280-009-078	7280-009-078-4		1,226.01	(0.01)	1,226.00
7280-009-079	7280-009-079-3		653.53	(0.01)	653.52
7280-009-080	7280-009-080-0		638.40	0.00	638.40
7280-009-081	7280-009-081-9		638.40	0.00	638.40
7280-009-082	7280-009-082-8		543.92	0.00	543.92
7280-009-083	7280-009-083-7		608.60	0.00	608.60
7280-009-084	7280-009-084-6		555.79	(0.01)	555.78



**City of Long Beach**  
**Downtown Long Beach Business Improvement District**  
**Final Billing Detail Report for Fiscal Year 2018/19**

Account ID	Property ID	DB	Levy	Other	Total
7280-009-085	7280-009-085-5		121.84	0.00	121.84
7280-009-086	7280-009-086-4		203.28	0.00	203.28
7280-009-087	7280-009-087-3		43.12	0.00	43.12
7280-009-088	7280-009-088-2		53.51	(0.01)	53.50
7280-009-089	7280-009-089-1		60.25	(0.01)	60.24
7280-009-090	7280-009-090-8		47.57	(0.01)	47.56
7280-009-091	7280-009-091-7		44.69	(0.01)	44.68
7280-009-092	7280-009-092-6		41.41	(0.01)	41.40
7280-009-093	7280-009-093-5		55.91	(0.01)	55.90
7280-009-094	7280-009-094-4		63.06	0.00	63.06
7280-009-095	7280-009-095-3		63.06	0.00	63.06
7280-009-096	7280-009-096-2		55.62	0.00	55.62
7280-009-097	7280-009-097-1		53.33	(0.01)	53.32
7280-009-098	7280-009-098-0		38.02	0.00	38.02
7280-009-099	7280-009-099-9		62.80	0.00	62.80
7280-009-100	7280-009-100-6		43.96	0.00	43.96
7280-009-101	7280-009-101-5		52.78	0.00	52.78
7280-009-102	7280-009-102-4		60.00	0.00	60.00
7280-009-103	7280-009-103-3		47.53	(0.01)	47.52
7280-009-104	7280-009-104-2		44.72	0.00	44.72
7280-009-105	7280-009-105-1		41.30	0.00	41.30
7280-009-106	7280-009-106-0		56.06	0.00	56.06
7280-009-107	7280-009-107-9		63.24	0.00	63.24
7280-009-108	7280-009-108-8		63.24	0.00	63.24
7280-009-109	7280-009-109-7		55.59	(0.01)	55.58
7280-009-110	7280-009-110-4		53.29	(0.01)	53.28
7280-009-111	7280-009-111-3		37.98	0.00	37.98
7280-009-112	7280-009-112-2		62.84	0.00	62.84
7280-009-113	7280-009-113-1		44.76	0.00	44.76
7280-009-114	7280-009-114-0		53.00	0.00	53.00
7280-009-115	7280-009-115-9		45.64	0.00	45.64
7280-009-116	7280-009-116-8		48.22	0.00	48.22
7280-009-117	7280-009-117-7		44.69	(0.01)	44.68
7280-009-118	7280-009-118-6		41.19	(0.01)	41.18
7280-009-119	7280-009-119-5		55.95	(0.01)	55.94
7280-009-120	7280-009-120-2		63.50	0.00	63.50
7280-009-121	7280-009-121-1		62.99	(0.01)	62.98
7280-009-122	7280-009-122-0		55.51	(0.01)	55.50
7280-009-123	7280-009-123-9		53.25	(0.01)	53.24

City of Long Beach  
Downtown Long Beach Business Improvement District  
Final Billing Detail Report for Fiscal Year 2018/19

Account ID	Property ID	DB	Levy	Other	Total
7280-009-124	7280-009-124-8		38.24	0.00	38.24
7280-009-125	7280-009-125-7		63.42	0.00	63.42
7280-009-126	7280-009-126-6		70.93	(0.01)	70.92
7280-009-127	7280-009-127-5		70.93	(0.01)	70.92
7280-009-128	7280-009-128-4		94.40	0.00	94.40
7280-009-129	7280-009-129-3		70.93	(0.01)	70.92
7280-009-130	7280-009-130-0		70.93	(0.01)	70.92
7280-009-131	7280-009-131-9		70.93	(0.01)	70.92
7280-009-132	7280-009-132-8		86.90	0.00	86.90
7280-009-133	7280-009-133-7		5,974.71	(0.01)	5,974.70
7280-009-137	7280-009-137-3		39.38	0.00	39.38
7280-009-138	7280-009-138-2		44.58	0.00	44.58
7280-009-139	7280-009-139-1		45.31	(0.01)	45.30
7280-009-140	7280-009-140-8		39.38	0.00	39.38
7280-009-141	7280-009-141-7		44.12	0.00	44.12
7280-009-142	7280-009-142-6		45.03	(0.01)	45.02
7280-009-143	7280-009-143-5		44.12	0.00	44.12
7280-009-144	7280-009-144-4		42.94	0.00	42.94
7280-009-145	7280-009-145-3		44.12	0.00	44.12
7280-009-146	7280-009-146-2		50.99	(0.01)	50.98
7280-009-147	7280-009-147-1		48.88	0.00	48.88
7280-009-148	7280-009-148-0		56.45	(0.01)	56.44
7280-009-149	7280-009-149-9		49.79	(0.01)	49.78
7280-009-150	7280-009-150-5		57.65	(0.01)	57.64
7280-009-151	7280-009-151-4		48.88	0.00	48.88
7280-009-152	7280-009-152-3		56.45	(0.01)	56.44
7280-009-153	7280-009-153-2		47.42	0.00	47.42
7280-009-154	7280-009-154-1		48.60	0.00	48.60
7280-009-155	7280-009-155-0		36.26	0.00	36.26
7280-009-156	7280-009-156-9		36.26	0.00	36.26
7280-009-157	7280-009-157-8		38.18	0.00	38.18
7280-009-158	7280-009-158-7		39.38	0.00	39.38
7280-009-159	7280-009-159-6		38.65	(0.01)	38.64
7280-009-160	7280-009-160-3		39.82	0.00	39.82
7280-009-161	7280-009-161-2		37.74	0.00	37.74
7280-009-162	7280-009-162-1		39.38	0.00	39.38
7280-009-163	7280-009-163-0		37.74	0.00	37.74
7280-009-164	7280-009-164-9		36.26	0.00	36.26
7280-009-165	7280-009-165-8		2,185.94	0.00	2,185.94

**City of Long Beach**  
**Downtown Long Beach Business Improvement District**  
**Final Billing Detail Report for Fiscal Year 2018/19**

Account ID	Property ID	DB	Levy	Other	Total
7280-010-015	7280-010-015-8		3,779.62	0.00	3,779.62
7280-010-044	7280-010-044-3		1,864.33	(0.01)	1,864.32
7280-010-045	7280-010-045-2		751.60	0.00	751.60
7280-010-046	7280-010-046-1		193.73	(0.01)	193.72
7280-010-047	7280-010-047-0		694.80	0.00	694.80
7280-010-048	7280-010-048-9		468.81	(0.01)	468.80
7280-013-020	7280-013-020-5		817.22	0.00	817.22
7280-013-021	7280-013-021-4		941.45	(0.01)	941.44
7280-013-022	7280-013-022-3		470.60	0.00	470.60
7280-013-023	7280-013-023-2		470.60	0.00	470.60
7280-013-027	7280-013-027-8		687.41	(0.01)	687.40
7280-013-028	7280-013-028-7		764.54	0.00	764.54
7280-013-029	7280-013-029-6		865.12	0.00	865.12
7280-013-032	7280-013-032-1		803.03	(0.01)	803.02
7280-013-033	7280-013-033-0		82.67	(0.01)	82.66
7280-013-034	7280-013-034-9		68.61	(0.01)	68.60
7280-013-035	7280-013-035-8		68.61	(0.01)	68.60
7280-013-036	7280-013-036-7		68.61	(0.01)	68.60
7280-013-037	7280-013-037-6		120.59	(0.01)	120.58
7280-013-039	7280-013-039-4		68.61	(0.01)	68.60
7280-013-040	7280-013-040-1		68.61	(0.01)	68.60
7280-013-041	7280-013-041-0		68.61	(0.01)	68.60
7280-013-042	7280-013-042-9		120.59	(0.01)	120.58
7280-013-088	7280-013-088-4		109.23	(0.01)	109.22
7280-014-088	7280-014-088-2		23.08	0.00	23.08
7280-014-089	7280-014-089-1		22.98	0.00	22.98
7280-014-090	7280-014-090-8		36.72	0.00	36.72
7280-014-091	7280-014-091-7		37.83	(0.01)	37.82
7280-014-092	7280-014-092-6		23.80	0.00	23.80
7280-014-093	7280-014-093-5		24.72	0.00	24.72
7280-014-094	7280-014-094-4		21.19	(0.01)	21.18
7280-014-095	7280-014-095-3		25.93	(0.01)	25.92
7280-014-096	7280-014-096-2		22.11	(0.01)	22.10
7280-014-097	7280-014-097-1		22.06	0.00	22.06
7280-014-098	7280-014-098-0		23.56	0.00	23.56
7280-014-100	7280-014-100-6		23.08	0.00	23.08
7280-014-101	7280-014-101-5		22.98	0.00	22.98
7280-014-102	7280-014-102-4		36.72	0.00	36.72
7280-014-103	7280-014-103-3		37.83	(0.01)	37.82

**City of Long Beach**  
**Downtown Long Beach Business Improvement District**  
**Final Billing Detail Report for Fiscal Year 2018/19**

Account ID	Property ID	DB	Levy	Other	Total
7280-014-104	7280-014-104-2		23.80	0.00	23.80
7280-014-105	7280-014-105-1		24.72	0.00	24.72
7280-014-106	7280-014-106-0		21.19	(0.01)	21.18
7280-014-107	7280-014-107-9		25.93	(0.01)	25.92
7280-014-108	7280-014-108-8		22.11	(0.01)	22.10
7280-014-109	7280-014-109-7		22.06	0.00	22.06
7280-014-110	7280-014-110-4		23.56	0.00	23.56
7280-014-114	7280-014-114-0		36.72	0.00	36.72
7280-014-115	7280-014-115-9		37.83	(0.01)	37.82
7280-014-116	7280-014-116-8		23.80	0.00	23.80
7280-014-117	7280-014-117-7		24.72	0.00	24.72
7280-014-118	7280-014-118-6		21.19	(0.01)	21.18
7280-014-119	7280-014-119-5		25.93	(0.01)	25.92
7280-014-120	7280-014-120-2		22.11	(0.01)	22.10
7280-014-121	7280-014-121-1		22.06	0.00	22.06
7280-014-122	7280-014-122-0		23.56	0.00	23.56
7280-014-125	7280-014-125-7		23.08	0.00	23.08
7280-014-126	7280-014-126-6		22.98	0.00	22.98
7280-014-129	7280-014-129-3		23.80	0.00	23.80
7280-014-130	7280-014-130-0		24.72	0.00	24.72
7280-014-131	7280-014-131-9		21.19	(0.01)	21.18
7280-014-132	7280-014-132-8		25.93	(0.01)	25.92
7280-014-133	7280-014-133-7		22.11	(0.01)	22.10
7280-014-134	7280-014-134-6		22.06	0.00	22.06
7280-014-135	7280-014-135-5		23.56	0.00	23.56
7280-014-138	7280-014-138-2		23.08	0.00	23.08
7280-014-139	7280-014-139-1		22.98	0.00	22.98
7280-014-140	7280-014-140-8		36.72	0.00	36.72
7280-014-141	7280-014-141-7		62.12	0.00	62.12
7280-014-143	7280-014-143-5		25.93	(0.01)	25.92
7280-014-144	7280-014-144-4		22.11	(0.01)	22.10
7280-014-149	7280-014-149-9		23.08	0.00	23.08
7280-014-150	7280-014-150-5		22.98	0.00	22.98
7280-014-151	7280-014-151-4		36.72	0.00	36.72
7280-014-152	7280-014-152-3		37.83	(0.01)	37.82
7280-014-153	7280-014-153-2		23.80	0.00	23.80
7280-014-154	7280-014-154-1		24.72	0.00	24.72
7280-014-155	7280-014-155-0		21.19	(0.01)	21.18
7280-014-156	7280-014-156-9		25.93	(0.01)	25.92

**City of Long Beach**  
**Downtown Long Beach Business Improvement District**  
**Final Billing Detail Report for Fiscal Year 2018/19**

Account ID	Property ID	DB	Levy	Other	Total
7280-014-157	7280-014-157-8		22.11	(0.01)	22.10
7280-014-158	7280-014-158-7		22.06	0.00	22.06
7280-014-159	7280-014-159-6		23.56	0.00	23.56
7280-014-163	7280-014-163-0		36.72	0.00	36.72
7280-014-164	7280-014-164-9		37.83	(0.01)	37.82
7280-014-165	7280-014-165-8		23.80	0.00	23.80
7280-014-168	7280-014-168-5		25.93	(0.01)	25.92
7280-014-169	7280-014-169-4		22.11	(0.01)	22.10
7280-014-170	7280-014-170-1		22.06	0.00	22.06
7280-014-171	7280-014-171-0		23.56	0.00	23.56
7280-014-174	7280-014-174-7		23.08	0.00	23.08
7280-014-175	7280-014-175-6		22.98	0.00	22.98
7280-014-176	7280-014-176-5		36.72	0.00	36.72
7280-014-177	7280-014-177-4		37.83	(0.01)	37.82
7280-014-178	7280-014-178-3		23.80	0.00	23.80
7280-014-179	7280-014-179-2		24.72	0.00	24.72
7280-014-180	7280-014-180-9		21.19	(0.01)	21.18
7280-014-181	7280-014-181-8		25.93	(0.01)	25.92
7280-014-182	7280-014-182-7		22.11	(0.01)	22.10
7280-014-183	7280-014-183-6		22.06	0.00	22.06
7280-014-184	7280-014-184-5		23.56	0.00	23.56
7280-014-186	7280-014-186-3		23.08	0.00	23.08
7280-014-187	7280-014-187-2		22.98	0.00	22.98
7280-014-188	7280-014-188-1		77.07	(0.01)	77.06
7280-014-189	7280-014-189-0		23.80	0.00	23.80
7280-014-190	7280-014-190-7		24.72	0.00	24.72
7280-014-191	7280-014-191-6		21.19	(0.01)	21.18
7280-014-192	7280-014-192-5		25.93	(0.01)	25.92
7280-014-193	7280-014-193-4		22.11	(0.01)	22.10
7280-014-194	7280-014-194-3		22.06	0.00	22.06
7280-014-195	7280-014-195-2		23.56	0.00	23.56
7280-014-198	7280-014-198-9		37.35	(0.01)	37.34
7280-014-199	7280-014-199-8		11.32	0.00	11.32
7280-014-200	7280-014-200-5		37.35	(0.01)	37.34
7280-014-201	7280-014-201-4		11.32	0.00	11.32
7280-014-204	7280-014-204-1		37.35	(0.01)	37.34
7280-014-205	7280-014-205-0		11.32	0.00	11.32
7280-014-206	7280-014-206-9		37.35	(0.01)	37.34
7280-014-207	7280-014-207-8		11.32	0.00	11.32

**City of Long Beach**  
**Downtown Long Beach Business Improvement District**  
**Final Billing Detail Report for Fiscal Year 2018/19**

Account ID	Property ID	DB	Levy	Other	Total
7280-014-212	7280-014-212-1		37.35	(0.01)	37.34
7280-014-213	7280-014-213-0		11.32	0.00	11.32
7280-014-240	7280-014-240-7		49.20	0.00	49.20
7280-014-241	7280-014-241-6		49.20	0.00	49.20
7280-014-242	7280-014-242-5		49.20	0.00	49.20
7280-014-243	7280-014-243-4		74.55	(0.01)	74.54
7280-014-244	7280-014-244-3		45.62	0.00	45.62
7280-014-246	7280-014-246-1		23.08	0.00	23.08
7280-014-247	7280-014-247-0		22.98	0.00	22.98
7280-014-248	7280-014-248-9		21.19	(0.01)	21.18
7280-014-249	7280-014-249-8		24.72	0.00	24.72
7280-014-252	7280-014-252-2		45.91	(0.01)	45.90
7280-014-253	7280-014-253-1		683.65	(0.01)	683.64
7280-014-254	7280-014-254-0		48.67	(0.01)	48.66
7280-014-255	7280-014-255-9		46.06	0.00	46.06
7280-015-001	7280-015-001-3		1,090.07	(0.01)	1,090.06
7280-015-005	7280-015-005-9		470.80	0.00	470.80
7280-015-007	7280-015-007-7		953.92	0.00	953.92
7280-015-008	7280-015-008-6		945.29	(0.01)	945.28
7280-015-094	7280-015-094-1		8,221.81	(0.01)	8,221.80
7280-015-096	7280-015-096-9		941.60	0.00	941.60
7280-016-002	7280-016-002-0		6,192.44	0.00	6,192.44
7280-016-005	7280-016-005-7		2,998.09	(0.01)	2,998.08
7280-016-007	7280-016-007-5		1,737.69	(0.01)	1,737.68
7280-016-011	7280-016-011-9		1,328.44	0.00	1,328.44
7280-016-012	7280-016-012-8		596.01	(0.01)	596.00
7280-016-013	7280-016-013-7		596.01	(0.01)	596.00
7280-016-014	7280-016-014-6		732.43	(0.01)	732.42
7280-016-016	7280-016-016-4		3,303.22	0.00	3,303.22
7280-016-900	7280-016-900-3	Y	2,734.82	0.00	2,734.82
7280-016-901	7280-016-901-2	Y	2,033.91	(0.01)	2,033.90
7280-016-902	7280-016-902-1	Y	941.60	0.00	941.60
7280-016-903	7280-016-903-0	Y	941.60	0.00	941.60
7280-016-904	7280-016-904-9	Y	4,364.03	(0.01)	4,364.02
7280-016-905	7280-016-905-8	Y	1,328.44	0.00	1,328.44
7280-016-906	7280-016-906-7	Y	863.39	(0.01)	863.38
7280-017-001	7280-017-001-9		3,551.92	0.00	3,551.92
7280-017-007	7280-017-007-3		4,232.65	(0.01)	4,232.64
7280-017-008	7280-017-008-2		4,647.01	(0.01)	4,647.00

**City of Long Beach**  
**Downtown Long Beach Business Improvement District**  
**Final Billing Detail Report for Fiscal Year 2018/19**

Account ID	Property ID	DB	Levy	Other	Total
7280-017-009	7280-017-009-1		1,328.44	0.00	1,328.44
7280-019-001	7280-019-001-5		4,713.51	(0.01)	4,713.50
7280-019-002	7280-019-002-4		1,464.86	0.00	1,464.86
7280-019-004	7280-019-004-2		4,660.91	(0.01)	4,660.90
7280-019-005	7280-019-005-1		983.93	(0.01)	983.92
7280-019-010	7280-019-010-4		2,556.20	0.00	2,556.20
7280-019-011	7280-019-011-3		1,508.51	(0.01)	1,508.50
7280-019-012	7280-019-012-2		13,037.22	0.00	13,037.22
7280-019-013	7280-019-013-1		732.43	(0.01)	732.42
7280-019-015	7280-019-015-9		1,128.23	(0.01)	1,128.22
7280-019-022	7280-019-022-0		187.07	(0.01)	187.06
7280-019-023	7280-019-023-9		2,604.79	(0.01)	2,604.78
7280-019-024	7280-019-024-8		56.89	(0.01)	56.88
7280-019-025	7280-019-025-7		27.30	0.00	27.30
7280-019-026	7280-019-026-6		28.34	0.00	28.34
7280-019-027	7280-019-027-5		27.30	0.00	27.30
7280-019-028	7280-019-028-4		28.34	0.00	28.34
7280-019-029	7280-019-029-3		27.30	0.00	27.30
7280-019-030	7280-019-030-0		28.34	0.00	28.34
7280-019-031	7280-019-031-9		27.30	0.00	27.30
7280-019-032	7280-019-032-8		28.34	0.00	28.34
7280-019-033	7280-019-033-7		25.42	0.00	25.42
7280-019-034	7280-019-034-6		27.71	(0.01)	27.70
7280-019-035	7280-019-035-5		58.55	(0.01)	58.54
7280-019-036	7280-019-036-4		0.00	0.00	0.00
7280-019-037	7280-019-037-3		0.00	0.00	0.00
7280-019-046	7280-019-046-2		9,552.51	(0.01)	9,552.50
7280-019-047	7280-019-047-1		2,861.31	(0.01)	2,861.30
7280-019-048	7280-019-048-0		1,085.05	(0.01)	1,085.04
7280-019-049	7280-019-049-9		1,191.11	(0.01)	1,191.10
7280-020-018	7280-020-018-4		12,881.68	0.00	12,881.68
7280-020-021	7280-020-021-9		2,999.29	(0.01)	2,999.28
7280-020-022	7280-020-022-8		7,621.80	0.00	7,621.80
7280-020-028	7280-020-028-2		2,153.71	(0.01)	2,153.70
7280-020-031	7280-020-031-7		2,719.87	(0.01)	2,719.86
7280-020-032	7280-020-032-6		664.22	0.00	664.22
7280-020-902	7280-020-902-3	Y	2,401.39	(0.01)	2,401.38
7280-020-903	7280-020-903-2	Y	797.06	0.00	797.06
7280-020-908	7280-020-908-7	Y	1,317.52	0.00	1,317.52

**City of Long Beach**  
**Downtown Long Beach Business Improvement District**  
**Final Billing Detail Report for Fiscal Year 2018/19**

Account ID	Property ID	DB	Levy	Other	Total
7280-020-909	7280-020-909-6	Y	1,317.52	0.00	1,317.52
7280-020-910	7280-020-910-3	Y	1,317.52	0.00	1,317.52
7280-020-911	7280-020-911-2	Y	3,064.49	(0.01)	3,064.48
7280-020-912	7280-020-912-1	Y	5,937.50	0.00	5,937.50
7280-020-913	7280-020-913-0	Y	90.64	0.00	90.64
7280-020-915	7280-020-915-8	Y	963.05	(0.01)	963.04
7280-021-013	7280-021-013-7		4,842.23	(0.01)	4,842.22
7280-021-017	7280-021-017-3		3,904.15	(0.01)	3,904.14
7280-021-018	7280-021-018-2		1,167.99	(0.01)	1,167.98
7280-021-035	7280-021-035-1		3,247.73	(0.01)	3,247.72
7280-021-037	7280-021-037-9		0.00	0.00	0.00
7280-021-038	7280-021-038-8		0.00	0.00	0.00
7280-021-039	7280-021-039-7		1,284.14	0.00	1,284.14
7280-021-040	7280-021-040-4		0.00	0.00	0.00
7280-021-041	7280-021-041-3		0.00	0.00	0.00
7280-021-044	7280-021-044-0		115.17	(0.01)	115.16
7280-021-045	7280-021-045-9		333.30	0.00	333.30
7280-021-046	7280-021-046-8		0.00	0.00	0.00
7280-021-047	7280-021-047-7		127.42	0.00	127.42
7280-021-048	7280-021-048-6		783.83	(0.01)	783.82
7280-021-049	7280-021-049-5		402.76	0.00	402.76
7280-021-050	7280-021-050-1		908.76	0.00	908.76
7280-021-051	7280-021-051-0		383.08	0.00	383.08
7280-021-052	7280-021-052-9		9,404.09	(0.01)	9,404.08
7280-021-053	7280-021-053-8		392.57	(0.01)	392.56
7280-021-054	7280-021-054-7		488.10	0.00	488.10
7280-021-055	7280-021-055-6		66.14	0.00	66.14
7280-021-056	7280-021-056-5		2,692.97	(0.01)	2,692.96
7280-021-057	7280-021-057-4		3,169.16	0.00	3,169.16
7280-021-058	7280-021-058-3		955.86	0.00	955.86
7280-021-059	7280-021-059-2		1,087.02	0.00	1,087.02
7280-021-060	7280-021-060-9		159.93	(0.01)	159.92
7280-021-061	7280-021-061-8		143.87	(0.01)	143.86
7280-021-062	7280-021-062-7		101.56	0.00	101.56
7280-021-063	7280-021-063-6		1,241.67	(0.01)	1,241.66
7280-021-064	7280-021-064-5		1,493.65	(0.01)	1,493.64
7280-021-065	7280-021-065-4		3,132.58	0.00	3,132.58
7280-021-066	7280-021-066-3		1,449.26	0.00	1,449.26
7280-021-067	7280-021-067-2		0.00	0.00	0.00



**City of Long Beach**  
**Downtown Long Beach Business Improvement District**  
**Final Billing Detail Report for Fiscal Year 2018/19**

Account ID	Property ID	DB	Levy	Other	Total
7280-021-068	7280-021-068-1		0.00	0.00	0.00
7280-022-007	7280-022-007-3		10,297.24	0.00	10,297.24
7280-022-008	7280-022-008-2		8,403.75	(0.01)	8,403.74
7280-023-007	7280-023-007-1		2,057.55	(0.01)	2,057.54
7280-023-008	7280-023-008-0		5,219.50	0.00	5,219.50
7280-023-013	7280-023-013-3		1,314.15	(0.01)	1,314.14
7280-023-019	7280-023-019-7		415.73	(0.01)	415.72
7280-023-020	7280-023-020-4		331.74	0.00	331.74
7280-023-021	7280-023-021-3		715.98	0.00	715.98
7280-023-023	7280-023-023-1		117.58	0.00	117.58
7280-023-025	7280-023-025-9		268.75	(0.01)	268.74
7280-023-027	7280-023-027-7		306.55	(0.01)	306.54
7280-023-029	7280-023-029-5		388.43	(0.01)	388.42
7280-023-032	7280-023-032-0		256.16	0.00	256.16
7280-023-033	7280-023-033-9		0.00	0.00	0.00
7280-023-037	7280-023-037-5		331.74	0.00	331.74
7280-023-039	7280-023-039-3		69.29	(0.01)	69.28
7280-023-044	7280-023-044-6		283.45	(0.01)	283.44
7280-023-049	7280-023-049-1		159.57	(0.01)	159.56
7280-023-050	7280-023-050-7		182.67	(0.01)	182.66
7280-023-051	7280-023-051-6		233.06	0.00	233.06
7280-023-052	7280-023-052-5		697.08	0.00	697.08
7280-023-053	7280-023-053-4		6,207.10	0.00	6,207.10
7280-023-055	7280-023-055-2		934.34	0.00	934.34
7280-023-056	7280-023-056-1		581.60	0.00	581.60
7280-024-022	7280-024-022-0		13,662.13	(0.01)	13,662.12
7280-025-900	7280-025-900-4	Y	15,666.61	(0.01)	15,666.60
7280-025-902	7280-025-902-2	Y	45,650.37	(0.01)	45,650.36
7280-026-012	7280-026-012-7		8,260.90	0.00	8,260.90
7280-026-019	7280-026-019-0		3,772.66	0.00	3,772.66
7280-026-022	7280-026-022-5		26,402.49	(0.01)	26,402.48
7280-026-023	7280-026-023-4		14,940.64	0.00	14,940.64
7280-027-001	7280-027-001-8		4,899.09	(0.01)	4,899.08
7280-027-003	7280-027-003-6		1,737.69	(0.01)	1,737.68
7280-027-004	7280-027-004-5		800.64	0.00	800.64
7280-027-006	7280-027-006-3		866.12	0.00	866.12
7280-027-008	7280-027-008-1		2,876.40	0.00	2,876.40
7280-027-009	7280-027-009-0		1,328.44	0.00	1,328.44
7280-027-010	7280-027-010-7		664.22	0.00	664.22

**City of Long Beach**  
**Downtown Long Beach Business Improvement District**  
**Final Billing Detail Report for Fiscal Year 2018/19**

Account ID	Property ID	DB	Levy	Other	Total
7280-027-011	7280-027-011-6		12,037.39	(0.01)	12,037.38
7280-027-022	7280-027-022-3		3,921.86	0.00	3,921.86
7280-027-023	7280-027-023-2		1,313.99	(0.01)	1,313.98
7280-027-024	7280-027-024-1		169.85	(0.01)	169.84
7280-027-025	7280-027-025-0		155.95	(0.01)	155.94
7280-027-026	7280-027-026-9		155.95	(0.01)	155.94
7280-027-027	7280-027-027-8		179.79	(0.01)	179.78
7280-027-028	7280-027-028-7		98.63	(0.01)	98.62
7280-027-029	7280-027-029-6		206.60	0.00	206.60
7280-027-030	7280-027-030-3		109.26	0.00	109.26
7280-027-031	7280-027-031-2		194.69	(0.01)	194.68
7280-027-032	7280-027-032-1		199.65	(0.01)	199.64
7280-027-033	7280-027-033-0		114.23	(0.01)	114.22
7280-027-034	7280-027-034-9		178.79	(0.01)	178.78
7280-027-035	7280-027-035-8		178.79	(0.01)	178.78
7280-027-036	7280-027-036-7		178.79	(0.01)	178.78
7280-027-037	7280-027-037-6		178.79	(0.01)	178.78
7280-027-038	7280-027-038-5		178.79	(0.01)	178.78
7280-027-039	7280-027-039-4		178.79	(0.01)	178.78
7280-027-040	7280-027-040-1		178.79	(0.01)	178.78
7280-027-041	7280-027-041-0		178.79	(0.01)	178.78
7280-027-042	7280-027-042-9		177.80	0.00	177.80
7280-027-043	7280-027-043-8		90.39	(0.01)	90.38
7280-027-044	7280-027-044-7		75.49	(0.01)	75.48
7280-027-045	7280-027-045-6		75.49	(0.01)	75.48
7280-027-046	7280-027-046-5		75.49	(0.01)	75.48
7280-027-047	7280-027-047-4		176.81	(0.01)	176.80
7280-027-048	7280-027-048-3		157.93	(0.01)	157.92
7280-027-049	7280-027-049-2		164.89	(0.01)	164.88
7280-027-050	7280-027-050-8		90.39	(0.01)	90.38
7280-027-051	7280-027-051-7		90.39	(0.01)	90.38
7280-027-052	7280-027-052-6		90.39	(0.01)	90.38
7280-027-053	7280-027-053-5		90.39	(0.01)	90.38
7280-027-054	7280-027-054-4		90.39	(0.01)	90.38
7280-027-055	7280-027-055-3		90.39	(0.01)	90.38
7280-027-056	7280-027-056-2		90.39	(0.01)	90.38
7280-027-057	7280-027-057-1		90.39	(0.01)	90.38
7280-027-058	7280-027-058-0		90.39	(0.01)	90.38
7280-027-059	7280-027-059-9		135.09	(0.01)	135.08

**City of Long Beach**  
**Downtown Long Beach Business Improvement District**  
**Final Billing Detail Report for Fiscal Year 2018/19**

Account ID	Property ID	DB	Levy	Other	Total
7280-027-060	7280-027-060-6		104.30	0.00	104.30
7280-027-061	7280-027-061-5		104.30	0.00	104.30
7280-027-062	7280-027-062-4		104.30	0.00	104.30
7280-027-063	7280-027-063-3		109.26	0.00	109.26
7280-027-064	7280-027-064-2		104.30	0.00	104.30
7280-027-065	7280-027-065-1		101.32	0.00	101.32
7280-027-066	7280-027-066-0		155.95	(0.01)	155.94
7280-027-067	7280-027-067-9		90.39	(0.01)	90.38
7280-027-068	7280-027-068-8		90.39	(0.01)	90.38
7280-027-069	7280-027-069-7		90.39	(0.01)	90.38
7280-027-070	7280-027-070-4		84.43	(0.01)	84.42
7280-027-071	7280-027-071-3		90.39	(0.01)	90.38
7280-027-072	7280-027-072-2		90.39	(0.01)	90.38
7280-027-073	7280-027-073-1		103.30	0.00	103.30
7280-027-074	7280-027-074-0		123.07	(0.01)	123.06
7280-027-075	7280-027-075-9		134.09	(0.01)	134.08
7280-027-076	7280-027-076-8		106.98	0.00	106.98
7280-027-077	7280-027-077-7		106.98	0.00	106.98
7280-027-078	7280-027-078-6		244.45	(0.01)	244.44
7280-027-079	7280-027-079-5		106.98	0.00	106.98
7280-027-080	7280-027-080-2		106.98	0.00	106.98
7280-027-081	7280-027-081-1		213.96	0.00	213.96
7280-027-082	7280-027-082-0		122.17	(0.01)	122.16
7280-027-083	7280-027-083-9		122.17	(0.01)	122.16
7280-027-084	7280-027-084-8		122.17	(0.01)	122.16
7280-027-085	7280-027-085-7		122.17	(0.01)	122.16
7280-027-086	7280-027-086-6		122.17	(0.01)	122.16
7280-027-087	7280-027-087-5		122.17	(0.01)	122.16
7280-027-088	7280-027-088-4		159.92	0.00	159.92
7280-027-089	7280-027-089-3		159.92	0.00	159.92
7280-027-090	7280-027-090-0		156.94	0.00	156.94
7280-027-091	7280-027-091-9		135.09	(0.01)	135.08
7280-027-092	7280-027-092-8		104.30	0.00	104.30
7280-027-093	7280-027-093-7		104.30	0.00	104.30
7280-027-094	7280-027-094-6		104.30	0.00	104.30
7280-027-095	7280-027-095-5		107.28	0.00	107.28
7280-027-096	7280-027-096-4		104.30	0.00	104.30
7280-027-097	7280-027-097-3		101.32	0.00	101.32
7280-027-098	7280-027-098-2		155.95	(0.01)	155.94

**City of Long Beach**  
**Downtown Long Beach Business Improvement District**  
**Final Billing Detail Report for Fiscal Year 2018/19**

Account ID	Property ID	DB	Levy	Other	Total
7280-027-099	7280-027-099-1		90.39	(0.01)	90.38
7280-027-100	7280-027-100-8		90.39	(0.01)	90.38
7280-027-101	7280-027-101-7		90.39	(0.01)	90.38
7280-027-102	7280-027-102-6		84.43	(0.01)	84.42
7280-027-103	7280-027-103-5		90.39	(0.01)	90.38
7280-027-104	7280-027-104-4		90.39	(0.01)	90.38
7280-027-105	7280-027-105-3		103.30	0.00	103.30
7280-027-106	7280-027-106-2		135.09	(0.01)	135.08
7280-027-107	7280-027-107-1		104.30	0.00	104.30
7280-027-108	7280-027-108-0		104.30	0.00	104.30
7280-027-109	7280-027-109-9		104.30	0.00	104.30
7280-027-110	7280-027-110-6		107.28	0.00	107.28
7280-027-111	7280-027-111-5		104.30	0.00	104.30
7280-027-112	7280-027-112-4		101.32	0.00	101.32
7280-027-113	7280-027-113-3		155.95	(0.01)	155.94
7280-027-114	7280-027-114-2		90.39	(0.01)	90.38
7280-027-115	7280-027-115-1		90.39	(0.01)	90.38
7280-027-116	7280-027-116-0		90.39	(0.01)	90.38
7280-027-117	7280-027-117-9		84.43	(0.01)	84.42
7280-027-118	7280-027-118-8		90.39	(0.01)	90.38
7280-027-119	7280-027-119-7		90.39	(0.01)	90.38
7280-027-120	7280-027-120-4		103.30	0.00	103.30
7280-028-021	7280-028-021-2		786.99	(0.01)	786.98
7280-028-023	7280-028-023-0		1,573.99	(0.01)	1,573.98
7280-028-024	7280-028-024-9		898.88	0.00	898.88
7280-028-025	7280-028-025-8		879.40	0.00	879.40
7280-028-026	7280-028-026-7		769.48	0.00	769.48
7280-028-035	7280-028-035-6		1,246.15	(0.01)	1,246.14
7280-028-036	7280-028-036-5		2,223.12	0.00	2,223.12
7280-028-037	7280-028-037-4		1,211.41	(0.01)	1,211.40
7280-028-038	7280-028-038-3		77.37	(0.01)	77.36
7280-028-039	7280-028-039-2		58.18	0.00	58.18
7280-028-040	7280-028-040-9		44.98	0.00	44.98
7280-028-041	7280-028-041-8		72.57	(0.01)	72.56
7280-028-042	7280-028-042-7		44.98	0.00	44.98
7280-028-043	7280-028-043-6		58.18	0.00	58.18
7280-028-044	7280-028-044-5		58.18	0.00	58.18
7280-028-045	7280-028-045-4		72.57	(0.01)	72.56
7280-028-046	7280-028-046-3		39.58	0.00	39.58

**City of Long Beach**  
**Downtown Long Beach Business Improvement District**  
**Final Billing Detail Report for Fiscal Year 2018/19**

Account ID	Property ID	DB	Levy	Other	Total
7280-028-047	7280-028-047-2		39.58	0.00	39.58
7280-028-048	7280-028-048-1		39.58	0.00	39.58
7280-028-049	7280-028-049-0		58.18	0.00	58.18
7280-028-050	7280-028-050-6		104.96	0.00	104.96
7280-028-051	7280-028-051-5		94.16	0.00	94.16
7280-028-052	7280-028-052-4		130.75	(0.01)	130.74
7280-028-053	7280-028-053-3		94.16	0.00	94.16
7280-028-054	7280-028-054-2		130.75	(0.01)	130.74
7280-028-055	7280-028-055-1		94.16	0.00	94.16
7280-028-056	7280-028-056-0		104.96	0.00	104.96
7280-028-057	7280-028-057-9		77.37	(0.01)	77.36
7280-028-058	7280-028-058-8		58.18	0.00	58.18
7280-028-059	7280-028-059-7		44.98	0.00	44.98
7280-028-060	7280-028-060-4		72.57	(0.01)	72.56
7280-028-061	7280-028-061-3		44.98	0.00	44.98
7280-028-062	7280-028-062-2		58.18	0.00	58.18
7280-028-063	7280-028-063-1		58.18	0.00	58.18
7280-028-064	7280-028-064-0		72.57	(0.01)	72.56
7280-028-065	7280-028-065-9		39.58	0.00	39.58
7280-028-066	7280-028-066-8		39.58	0.00	39.58
7280-028-067	7280-028-067-7		39.58	0.00	39.58
7280-028-068	7280-028-068-6		58.18	0.00	58.18
7280-028-069	7280-028-069-5		77.37	(0.01)	77.36
7280-028-070	7280-028-070-2		58.18	0.00	58.18
7280-028-071	7280-028-071-1		44.98	0.00	44.98
7280-028-072	7280-028-072-0		72.57	(0.01)	72.56
7280-028-073	7280-028-073-9		44.98	0.00	44.98
7280-028-074	7280-028-074-8		58.18	0.00	58.18
7280-028-075	7280-028-075-7		58.18	0.00	58.18
7280-028-076	7280-028-076-6		72.57	(0.01)	72.56
7280-028-077	7280-028-077-5		39.58	0.00	39.58
7280-028-078	7280-028-078-4		39.58	0.00	39.58
7280-028-079	7280-028-079-3		39.58	0.00	39.58
7280-028-080	7280-028-080-0		58.18	0.00	58.18
7280-028-081	7280-028-081-9		104.96	0.00	104.96
7280-028-082	7280-028-082-8		94.16	0.00	94.16
7280-028-083	7280-028-083-7		130.75	(0.01)	130.74
7280-028-084	7280-028-084-6		94.16	0.00	94.16
7280-028-085	7280-028-085-5		130.75	(0.01)	130.74

**City of Long Beach**  
**Downtown Long Beach Business Improvement District**  
**Final Billing Detail Report for Fiscal Year 2018/19**

Account ID	Property ID	DB	Levy	Other	Total
7280-028-086	7280-028-086-4		94.16	0.00	94.16
7280-028-087	7280-028-087-3		104.96	0.00	104.96
7280-028-088	7280-028-088-2		77.37	(0.01)	77.36
7280-028-089	7280-028-089-1		58.18	0.00	58.18
7280-028-090	7280-028-090-8		44.98	0.00	44.98
7280-028-091	7280-028-091-7		72.57	(0.01)	72.56
7280-028-092	7280-028-092-6		44.98	0.00	44.98
7280-028-093	7280-028-093-5		58.18	0.00	58.18
7280-028-094	7280-028-094-4		58.18	0.00	58.18
7280-028-095	7280-028-095-3		72.57	(0.01)	72.56
7280-028-096	7280-028-096-2		39.58	0.00	39.58
7280-028-097	7280-028-097-1		39.58	0.00	39.58
7280-028-098	7280-028-098-0		39.58	0.00	39.58
7280-028-099	7280-028-099-9		58.18	0.00	58.18
7280-028-100	7280-028-100-6		2,292.12	0.00	2,292.12
7280-028-101	7280-028-101-5		572.82	0.00	572.82
7280-028-102	7280-028-102-4		3,840.24	0.00	3,840.24
7280-028-900	7280-028-900-8	Y	1,430.42	0.00	1,430.42
7280-028-901	7280-028-901-7	Y	3,268.02	0.00	3,268.02
7280-028-902	7280-028-902-6	Y	1,328.98	0.00	1,328.98
7280-028-903	7280-028-903-5	Y	3,202.55	(0.01)	3,202.54
7280-028-909	7280-028-909-9	Y	715.21	(0.01)	715.20
7280-028-917	7280-028-917-9	Y	2,680.25	(0.01)	2,680.24
7280-028-922	7280-028-922-2	Y	1,581.38	0.00	1,581.38
7280-028-923	7280-028-923-1	Y	1,526.84	0.00	1,526.84
7280-029-024	7280-029-024-7		18,602.08	0.00	18,602.08
7280-029-029	7280-029-029-2		35,852.46	0.00	35,852.46
7280-029-031	7280-029-031-8		29,203.84	0.00	29,203.84
7280-029-033	7280-029-033-6		592.63	(0.01)	592.62
7280-029-914	7280-029-914-0	Y	1,103.42	0.00	1,103.42
7280-029-917	7280-029-917-7	Y	666.43	(0.01)	666.42
7280-031-022	7280-031-022-5		48,983.21	(0.01)	48,983.20
7281-001-011	7281-001-011-0		16,707.73	(0.01)	16,707.72
7281-001-013	7281-001-013-8		10,666.18	0.00	10,666.18
7281-001-014	7281-001-014-7		13,695.17	(0.01)	13,695.16
7281-001-017	7281-001-017-4		261.61	(0.01)	261.60
7281-001-018	7281-001-018-3		222.62	0.00	222.62
7281-001-019	7281-001-019-2		222.62	0.00	222.62
7281-001-020	7281-001-020-9		222.62	0.00	222.62

**City of Long Beach**  
**Downtown Long Beach Business Improvement District**  
**Final Billing Detail Report for Fiscal Year 2018/19**

Account ID	Property ID	DB	Levy	Other	Total
7281-001-021	7281-001-021-8		222.62	0.00	222.62
7281-001-022	7281-001-022-7		128.29	(0.01)	128.28
7281-001-023	7281-001-023-6		128.29	(0.01)	128.28
7281-001-024	7281-001-024-5		128.29	(0.01)	128.28
7281-001-025	7281-001-025-4		222.62	0.00	222.62
7281-001-026	7281-001-026-3		222.62	0.00	222.62
7281-001-027	7281-001-027-2		222.62	0.00	222.62
7281-001-028	7281-001-028-1		222.62	0.00	222.62
7281-001-029	7281-001-029-0		222.62	0.00	222.62
7281-001-030	7281-001-030-7		222.62	0.00	222.62
7281-001-031	7281-001-031-6		171.05	(0.01)	171.04
7281-001-032	7281-001-032-5		220.10	0.00	220.10
7281-001-033	7281-001-033-4		222.62	0.00	222.62
7281-001-034	7281-001-034-3		222.62	0.00	222.62
7281-001-035	7281-001-035-2		222.62	0.00	222.62
7281-001-036	7281-001-036-1		222.62	0.00	222.62
7281-001-037	7281-001-037-0		128.29	(0.01)	128.28
7281-001-038	7281-001-038-9		128.29	(0.01)	128.28
7281-001-039	7281-001-039-8		128.29	(0.01)	128.28
7281-001-040	7281-001-040-5		167.28	0.00	167.28
7281-001-041	7281-001-041-4		167.28	0.00	167.28
7281-001-042	7281-001-042-3		128.29	(0.01)	128.28
7281-001-043	7281-001-043-2		128.29	(0.01)	128.28
7281-001-044	7281-001-044-1		226.39	(0.01)	226.38
7281-001-045	7281-001-045-0		128.29	(0.01)	128.28
7281-001-046	7281-001-046-9		545.86	0.00	545.86
7281-001-047	7281-001-047-8		222.62	0.00	222.62
7281-001-048	7281-001-048-7		222.62	0.00	222.62
7281-001-049	7281-001-049-6		222.62	0.00	222.62
7281-001-050	7281-001-050-2		270.41	(0.01)	270.40
7281-001-051	7281-001-051-1		270.41	(0.01)	270.40
7281-001-052	7281-001-052-0		270.41	(0.01)	270.40
7281-001-053	7281-001-053-9		222.62	0.00	222.62
7281-001-054	7281-001-054-8		222.62	0.00	222.62
7281-001-055	7281-001-055-7		222.62	0.00	222.62
7281-001-056	7281-001-056-6		222.62	0.00	222.62
7281-001-057	7281-001-057-5		347.13	(0.01)	347.12
7281-001-058	7281-001-058-4		347.13	(0.01)	347.12
7281-001-059	7281-001-059-3		222.62	0.00	222.62

**City of Long Beach**  
**Downtown Long Beach Business Improvement District**  
**Final Billing Detail Report for Fiscal Year 2018/19**

Account ID	Property ID	DB	Levy	Other	Total
7281-001-060	7281-001-060-0		222.62	0.00	222.62
7281-001-061	7281-001-061-9		270.41	(0.01)	270.40
7281-001-062	7281-001-062-8		270.41	(0.01)	270.40
7281-001-063	7281-001-063-7		222.62	0.00	222.62
7281-001-064	7281-001-064-6		222.62	0.00	222.62
7281-001-065	7281-001-065-5		270.41	(0.01)	270.40
7281-001-066	7281-001-066-4		451.78	0.00	451.78
7281-001-067	7281-001-067-3		451.78	0.00	451.78
7281-001-068	7281-001-068-2		178.85	(0.01)	178.84
7281-001-069	7281-001-069-1		178.85	(0.01)	178.84
7281-001-070	7281-001-070-8		178.85	(0.01)	178.84
7281-001-071	7281-001-071-7		178.85	(0.01)	178.84
7281-001-072	7281-001-072-6		178.85	(0.01)	178.84
7281-001-073	7281-001-073-5		178.85	(0.01)	178.84
7281-001-074	7281-001-074-4		178.85	(0.01)	178.84
7281-001-075	7281-001-075-3		178.85	(0.01)	178.84
7281-001-076	7281-001-076-2		221.74	0.00	221.74
7281-001-077	7281-001-077-1		221.74	0.00	221.74
7281-001-078	7281-001-078-0		261.36	0.00	261.36
7281-001-079	7281-001-079-9		221.74	0.00	221.74
7281-001-080	7281-001-080-6		221.74	0.00	221.74
7281-001-081	7281-001-081-5		221.74	0.00	221.74
7281-001-082	7281-001-082-4		339.34	0.00	339.34
7281-001-083	7281-001-083-3		339.34	0.00	339.34
7281-001-084	7281-001-084-2		339.34	0.00	339.34
7281-001-085	7281-001-085-1		339.34	0.00	339.34
7281-001-086	7281-001-086-0		351.79	(0.01)	351.78
7281-001-087	7281-001-087-9		462.85	(0.01)	462.84
7281-001-088	7281-001-088-8		351.79	(0.01)	351.78
7281-004-005	7281-004-005-2		5,656.65	(0.01)	5,656.64
7281-004-007	7281-004-007-0		687.36	0.00	687.36
7281-005-003	7281-005-003-1		1,754.05	(0.01)	1,754.04
7281-005-008	7281-005-008-6		1,035.09	(0.01)	1,035.08
7281-005-014	7281-005-014-8		789.09	(0.01)	789.08
7281-005-016	7281-005-016-6		1,077.70	0.00	1,077.70
7281-005-018	7281-005-018-4		47.91	(0.01)	47.90
7281-005-019	7281-005-019-3		64.19	(0.01)	64.18
7281-005-020	7281-005-020-0		64.19	(0.01)	64.18
7281-005-021	7281-005-021-9		64.19	(0.01)	64.18



**City of Long Beach**  
**Downtown Long Beach Business Improvement District**  
**Final Billing Detail Report for Fiscal Year 2018/19**

Account ID	Property ID	DB	Levy	Other	Total
7281-005-022	7281-005-022-8		64.19	(0.01)	64.18
7281-005-023	7281-005-023-7		64.19	(0.01)	64.18
7281-005-024	7281-005-024-6		64.19	(0.01)	64.18
7281-005-025	7281-005-025-5		64.19	(0.01)	64.18
7281-005-026	7281-005-026-4		64.19	(0.01)	64.18
7281-005-027	7281-005-027-3		47.91	(0.01)	47.90
7281-005-028	7281-005-028-2		57.84	0.00	57.84
7281-005-029	7281-005-029-1		41.26	0.00	41.26
7281-005-030	7281-005-030-8		64.19	(0.01)	64.18
7281-005-031	7281-005-031-7		64.19	(0.01)	64.18
7281-005-032	7281-005-032-6		64.19	(0.01)	64.18
7281-005-033	7281-005-033-5		64.19	(0.01)	64.18
7281-005-034	7281-005-034-4		67.47	(0.01)	67.46
7281-005-035	7281-005-035-3		57.53	(0.01)	57.52
7281-005-036	7281-005-036-2		54.57	(0.01)	54.56
7281-005-037	7281-005-037-1		68.80	0.00	68.80
7281-005-038	7281-005-038-0		64.19	(0.01)	64.18
7281-005-039	7281-005-039-9		64.19	(0.01)	64.18
7281-005-040	7281-005-040-6		64.19	(0.01)	64.18
7281-005-041	7281-005-041-5		64.19	(0.01)	64.18
7281-005-042	7281-005-042-4		39.00	0.00	39.00
7281-005-043	7281-005-043-3		44.23	(0.01)	44.22
7281-005-044	7281-005-044-2		17.51	(0.01)	17.50
7281-005-045	7281-005-045-1		17.71	(0.01)	17.70
7281-005-046	7281-005-046-0		18.63	(0.01)	18.62
7281-005-047	7281-005-047-9		3,737.34	0.00	3,737.34
7281-006-010	7281-006-010-0		2,204.94	0.00	2,204.94
7281-006-011	7281-006-011-9		693.23	(0.01)	693.22
7281-006-012	7281-006-012-8		1,037.67	(0.01)	1,037.66
7281-006-030	7281-006-030-6		677.18	0.00	677.18
7281-006-031	7281-006-031-5		830.93	(0.01)	830.92
7281-006-033	7281-006-033-3		1,028.18	0.00	1,028.18
7281-006-034	7281-006-034-2		675.90	0.00	675.90
7281-006-035	7281-006-035-1		941.60	0.00	941.60
7281-006-060	7281-006-060-9		1,103.04	0.00	1,103.04
7281-006-061	7281-006-061-8		217.72	0.00	217.72
7281-006-062	7281-006-062-7		217.72	0.00	217.72
7281-006-063	7281-006-063-6		166.48	0.00	166.48
7281-006-064	7281-006-064-5		166.48	0.00	166.48

**City of Long Beach**  
**Downtown Long Beach Business Improvement District**  
**Final Billing Detail Report for Fiscal Year 2018/19**

Account ID	Property ID	DB	Levy	Other	Total
7281-007-025	7281-007-025-1		1,509.01	(0.01)	1,509.00
7281-007-026	7281-007-026-0		1,492.38	0.00	1,492.38
7281-007-027	7281-007-027-9		817.42	0.00	817.42
7281-007-028	7281-007-028-8		1,754.05	(0.01)	1,754.04
7281-007-061	7281-007-061-6		1,385.58	0.00	1,385.58
7281-007-065	7281-007-065-2		953.52	0.00	953.52
7281-007-073	7281-007-073-2		550.38	0.00	550.38
7281-007-074	7281-007-074-1		404.34	0.00	404.34
7281-007-075	7281-007-075-0		399.38	0.00	399.38
7281-007-076	7281-007-076-9		372.55	(0.01)	372.54
7281-007-077	7281-007-077-8		372.55	(0.01)	372.54
7281-007-078	7281-007-078-7		475.87	(0.01)	475.86
7281-007-079	7281-007-079-6		460.97	(0.01)	460.96
7281-007-080	7281-007-080-3		510.65	(0.01)	510.64
7281-007-081	7281-007-081-2		470.80	0.00	470.80
7281-009-001	7281-009-001-5		2,994.88	0.00	2,994.88
7281-009-008	7281-009-008-8		864.65	(0.01)	864.64
7281-009-009	7281-009-009-7		941.60	0.00	941.60
7281-009-010	7281-009-010-4		693.04	0.00	693.04
7281-009-011	7281-009-011-3		346.42	0.00	346.42
7281-009-012	7281-009-012-2		1,608.70	0.00	1,608.70
7281-009-013	7281-009-013-1		54.86	0.00	54.86
7281-009-014	7281-009-014-0		60.48	0.00	60.48
7281-009-015	7281-009-015-9		33.97	(0.01)	33.96
7281-009-016	7281-009-016-8		41.52	0.00	41.52
7281-009-017	7281-009-017-7		41.87	(0.01)	41.86
7281-009-018	7281-009-018-6		41.52	0.00	41.52
7281-009-019	7281-009-019-5		54.86	0.00	54.86
7281-009-020	7281-009-020-2		63.11	(0.01)	63.10
7281-009-021	7281-009-021-1		33.97	(0.01)	33.96
7281-009-022	7281-009-022-0		41.52	0.00	41.52
7281-009-023	7281-009-023-9		41.87	(0.01)	41.86
7281-009-024	7281-009-024-8		41.52	0.00	41.52
7281-009-025	7281-009-025-7		54.86	0.00	54.86
7281-009-026	7281-009-026-6		63.11	(0.01)	63.10
7281-009-027	7281-009-027-5		33.97	(0.01)	33.96
7281-009-028	7281-009-028-4		41.52	0.00	41.52
7281-009-029	7281-009-029-3		41.87	(0.01)	41.86
7281-009-030	7281-009-030-0		41.52	0.00	41.52

**City of Long Beach**  
**Downtown Long Beach Business Improvement District**  
**Final Billing Detail Report for Fiscal Year 2018/19**

Account ID	Property ID	DB	Levy	Other	Total
7281-009-032	7281-009-032-8		524.77	(0.01)	524.76
7281-009-033	7281-009-033-7		661.75	(0.01)	661.74
7281-009-034	7281-009-034-6		661.75	(0.01)	661.74
7281-009-035	7281-009-035-5		657.39	(0.01)	657.38
7281-009-036	7281-009-036-4		1,819.01	(0.01)	1,819.00
7281-009-037	7281-009-037-3		403.87	(0.01)	403.86
7281-009-038	7281-009-038-2		403.87	(0.01)	403.86
7281-009-039	7281-009-039-1		403.87	(0.01)	403.86
7281-009-040	7281-009-040-8		403.87	(0.01)	403.86
7281-009-041	7281-009-041-7		403.87	(0.01)	403.86
7281-009-042	7281-009-042-6		403.87	(0.01)	403.86
7281-009-043	7281-009-043-5		42.81	(0.01)	42.80
7281-009-044	7281-009-044-4		42.81	(0.01)	42.80
7281-009-045	7281-009-045-3		42.81	(0.01)	42.80
7281-009-046	7281-009-046-2		42.81	(0.01)	42.80
7281-009-047	7281-009-047-1		42.81	(0.01)	42.80
7281-009-048	7281-009-048-0		42.81	(0.01)	42.80
7281-009-049	7281-009-049-9		42.81	(0.01)	42.80
7281-009-050	7281-009-050-5		46.33	(0.01)	46.32
7281-009-051	7281-009-051-4		46.33	(0.01)	46.32
7281-009-052	7281-009-052-3		46.33	(0.01)	46.32
7281-009-053	7281-009-053-2		46.33	(0.01)	46.32
7281-009-054	7281-009-054-1		32.91	(0.01)	32.90
7281-009-055	7281-009-055-0		32.91	(0.01)	32.90
7281-009-056	7281-009-056-9		45.37	(0.01)	45.36
7281-009-057	7281-009-057-8		45.37	(0.01)	45.36
7281-009-058	7281-009-058-7		45.37	(0.01)	45.36
7281-009-059	7281-009-059-6		45.37	(0.01)	45.36
7281-009-060	7281-009-060-3		46.33	(0.01)	46.32
7281-009-061	7281-009-061-2		44.41	(0.01)	44.40
7281-009-062	7281-009-062-1		51.76	0.00	51.76
7281-009-063	7281-009-063-0		51.76	0.00	51.76
7281-009-064	7281-009-064-9		51.76	0.00	51.76
7281-009-065	7281-009-065-8		51.76	0.00	51.76
7281-009-066	7281-009-066-7		51.76	0.00	51.76
7281-009-067	7281-009-067-6		46.33	(0.01)	46.32
7281-009-068	7281-009-068-5		46.33	(0.01)	46.32
7281-009-069	7281-009-069-4		46.33	(0.01)	46.32
7281-009-070	7281-009-070-1		46.33	(0.01)	46.32

City of Long Beach  
Downtown Long Beach Business Improvement District  
Final Billing Detail Report for Fiscal Year 2018/19

Account ID	Property ID	DB	Levy	Other	Total
7281-009-071	7281-009-071-0		32.91	(0.01)	32.90
7281-009-072	7281-009-072-9		32.91	(0.01)	32.90
7281-009-073	7281-009-073-8		45.37	(0.01)	45.36
7281-009-074	7281-009-074-7		45.37	(0.01)	45.36
7281-009-075	7281-009-075-6		45.37	(0.01)	45.36
7281-009-076	7281-009-076-5		45.37	(0.01)	45.36
7281-009-077	7281-009-077-4		46.33	(0.01)	46.32
7281-009-078	7281-009-078-3		44.41	(0.01)	44.40
7281-009-079	7281-009-079-2		51.76	0.00	51.76
7281-009-080	7281-009-080-9		51.76	0.00	51.76
7281-009-081	7281-009-081-8		51.76	0.00	51.76
7281-009-082	7281-009-082-7		51.76	0.00	51.76
7281-009-083	7281-009-083-6		46.33	(0.01)	46.32
7281-009-084	7281-009-084-5		46.33	(0.01)	46.32
7281-009-085	7281-009-085-4		46.33	(0.01)	46.32
7281-009-086	7281-009-086-3		46.33	(0.01)	46.32
7281-009-087	7281-009-087-2		32.91	(0.01)	32.90
7281-009-088	7281-009-088-1		32.91	(0.01)	32.90
7281-009-089	7281-009-089-0		32.91	(0.01)	32.90
7281-009-090	7281-009-090-7		45.37	(0.01)	45.36
7281-009-091	7281-009-091-6		45.37	(0.01)	45.36
7281-009-092	7281-009-092-5		45.37	(0.01)	45.36
7281-009-093	7281-009-093-4		45.37	(0.01)	45.36
7281-009-094	7281-009-094-3		46.33	(0.01)	46.32
7281-009-095	7281-009-095-2		44.41	(0.01)	44.40
7281-009-096	7281-009-096-1		51.76	0.00	51.76
7281-009-097	7281-009-097-0		51.76	0.00	51.76
7281-009-098	7281-009-098-9		51.76	0.00	51.76
7281-009-099	7281-009-099-8		51.76	0.00	51.76
7281-009-100	7281-009-100-5		42.81	(0.01)	42.80
7281-009-101	7281-009-101-4		42.81	(0.01)	42.80
7281-009-102	7281-009-102-3		42.81	(0.01)	42.80
7281-009-103	7281-009-103-2		42.81	(0.01)	42.80
7281-009-104	7281-009-104-1		42.81	(0.01)	42.80
7281-009-105	7281-009-105-0		42.81	(0.01)	42.80
7281-009-106	7281-009-106-9		42.81	(0.01)	42.80
7281-009-107	7281-009-107-8		46.33	(0.01)	46.32
7281-009-108	7281-009-108-7		46.33	(0.01)	46.32
7281-009-109	7281-009-109-6		46.33	(0.01)	46.32

City of Long Beach  
Downtown Long Beach Business Improvement District  
Final Billing Detail Report for Fiscal Year 2018/19

Account ID	Property ID	DB	Levy	Other	Total
7281-009-110	7281-009-110-3		46.33	(0.01)	46.32
7281-009-111	7281-009-111-2		32.91	(0.01)	32.90
7281-009-112	7281-009-112-1		32.91	(0.01)	32.90
7281-009-113	7281-009-113-0		45.37	(0.01)	45.36
7281-009-114	7281-009-114-9		45.37	(0.01)	45.36
7281-009-115	7281-009-115-8		45.37	(0.01)	45.36
7281-009-116	7281-009-116-7		45.37	(0.01)	45.36
7281-009-117	7281-009-117-6		46.33	(0.01)	46.32
7281-009-118	7281-009-118-5		44.41	(0.01)	44.40
7281-009-900	7281-009-900-7	Y	7,649.07	(0.01)	7,649.06
7281-009-901	7281-009-901-6	Y	4,876.81	(0.01)	4,876.80
7281-010-001	7281-010-001-3		3,590.25	(0.01)	3,590.24
7281-010-002	7281-010-002-2		1,635.93	(0.01)	1,635.92
7281-010-003	7281-010-003-1		2,452.11	(0.01)	2,452.10
7281-010-006	7281-010-006-8		704.18	0.00	704.18
7281-010-007	7281-010-007-7		1,142.67	(0.01)	1,142.66
7281-010-008	7281-010-008-6		686.63	(0.01)	686.62
7281-010-009	7281-010-009-5		694.05	(0.01)	694.04
7281-010-010	7281-010-010-2		341.79	(0.01)	341.78
7281-010-015	7281-010-015-7		888.96	0.00	888.96
7281-010-016	7281-010-016-6		681.55	(0.01)	681.54
7281-010-017	7281-010-017-5		1,969.30	0.00	1,969.30
7281-010-022	7281-010-022-8		92.97	(0.01)	92.96
7281-010-023	7281-010-023-7		58.33	(0.01)	58.32
7281-010-024	7281-010-024-6		65.59	(0.01)	65.58
7281-010-025	7281-010-025-5		65.59	(0.01)	65.58
7281-010-026	7281-010-026-4		65.59	(0.01)	65.58
7281-010-027	7281-010-027-3		95.20	0.00	95.20
7281-010-028	7281-010-028-2		71.85	(0.01)	71.84
7281-010-029	7281-010-029-1		65.59	(0.01)	65.58
7281-010-030	7281-010-030-8		65.59	(0.01)	65.58
7281-010-031	7281-010-031-7		87.60	0.00	87.60
7281-010-032	7281-010-032-6		109.28	0.00	109.28
7281-010-035	7281-010-035-3		113.86	0.00	113.86
7281-010-036	7281-010-036-2		67.71	(0.01)	67.70
7281-010-037	7281-010-037-1		100.90	0.00	100.90
7281-010-038	7281-010-038-0		101.57	(0.01)	101.56
7281-010-039	7281-010-039-9		101.57	(0.01)	101.56
7281-010-040	7281-010-040-6		100.90	0.00	100.90

**City of Long Beach**  
**Downtown Long Beach Business Improvement District**  
**Final Billing Detail Report for Fiscal Year 2018/19**

Account ID	Property ID	DB	Levy	Other	Total
7281-010-041	7281-010-041-5		67.71	(0.01)	67.70
7281-010-042	7281-010-042-4		114.09	(0.01)	114.08
7281-010-043	7281-010-043-3		111.96	0.00	111.96
7281-010-044	7281-010-044-2		91.51	(0.01)	91.50
7281-010-045	7281-010-045-1		100.45	(0.01)	100.44
7281-010-046	7281-010-046-0		100.45	(0.01)	100.44
7281-010-047	7281-010-047-9		68.72	0.00	68.72
7281-010-048	7281-010-048-8		72.52	0.00	72.52
7281-010-049	7281-010-049-7		72.97	(0.01)	72.96
7281-010-050	7281-010-050-3		68.72	0.00	68.72
7281-010-051	7281-010-051-2		100.45	(0.01)	100.44
7281-010-052	7281-010-052-1		100.45	(0.01)	100.44
7281-010-053	7281-010-053-0		91.74	0.00	91.74
7281-010-054	7281-010-054-9		114.31	(0.01)	114.30
7281-010-055	7281-010-055-8		2,573.87	(0.01)	2,573.86
7281-011-001	7281-011-001-1		2,429.06	0.00	2,429.06
7281-011-011	7281-011-011-9		1,255.88	0.00	1,255.88
7281-011-012	7281-011-012-8		1,828.31	(0.01)	1,828.30
7281-011-013	7281-011-013-7		1,051.27	(0.01)	1,051.26
7281-011-014	7281-011-014-6		642.06	0.00	642.06
7281-011-016	7281-011-016-4		802.69	(0.01)	802.68
7281-011-017	7281-011-017-3		805.32	0.00	805.32
7281-011-018	7281-011-018-2		1,098.02	0.00	1,098.02
7281-011-019	7281-011-019-1		747.53	(0.01)	747.52
7281-011-020	7281-011-020-8		653.17	(0.01)	653.16
7281-011-021	7281-011-021-7		444.34	0.00	444.34
7281-011-022	7281-011-022-6		43.79	(0.01)	43.78
7281-011-023	7281-011-023-5		2,388.34	0.00	2,388.34
7281-011-024	7281-011-024-4		674.54	0.00	674.54
7281-011-025	7281-011-025-3		867.92	0.00	867.92
7281-011-026	7281-011-026-2		813.42	0.00	813.42
7281-011-027	7281-011-027-1		118.36	0.00	118.36
7281-011-028	7281-011-028-0		2,941.68	0.00	2,941.68
7281-011-029	7281-011-029-9		162.59	(0.01)	162.58
7281-011-031	7281-011-031-5		318.78	0.00	318.78
7281-011-032	7281-011-032-4		400.33	(0.01)	400.32
7281-011-033	7281-011-033-3		47.76	0.00	47.76
7281-011-035	7281-011-035-1		54.60	0.00	54.60
7281-011-036	7281-011-036-0		35.32	0.00	35.32

**City of Long Beach  
Downtown Long Beach Business Improvement District  
Final Billing Detail Report for Fiscal Year 2018/19**

Account ID	Property ID	DB	Levy	Other	Total
7281-011-039	7281-011-039-7		37.07	(0.01)	37.06
7281-011-040	7281-011-040-4		57.15	(0.01)	57.14
7281-011-041	7281-011-041-3		47.76	0.00	47.76
7281-011-042	7281-011-042-2		29.47	(0.01)	29.46
7281-011-043	7281-011-043-1		52.90	0.00	52.90
7281-011-044	7281-011-044-0		35.27	(0.01)	35.26
7281-011-045	7281-011-045-9		40.32	0.00	40.32
7281-011-046	7281-011-046-8		49.06	0.00	49.06
7281-011-048	7281-011-048-6		57.25	(0.01)	57.24
7281-011-050	7281-011-050-1		29.47	(0.01)	29.46
7281-011-051	7281-011-051-0		52.90	0.00	52.90
7281-011-053	7281-011-053-8		40.32	0.00	40.32
7281-011-055	7281-011-055-6		37.07	(0.01)	37.06
7281-011-057	7281-011-057-4		47.76	0.00	47.76
7281-011-058	7281-011-058-3		29.47	(0.01)	29.46
7281-011-059	7281-011-059-2		52.90	0.00	52.90
7281-011-060	7281-011-060-9		35.27	(0.01)	35.26
7281-011-062	7281-011-062-7		49.06	0.00	49.06
7281-011-063	7281-011-063-6		37.07	(0.01)	37.06
7281-011-064	7281-011-064-5		57.15	(0.01)	57.14
7281-011-065	7281-011-065-4		47.76	0.00	47.76
7281-011-066	7281-011-066-3		29.47	(0.01)	29.46
7281-011-067	7281-011-067-2		52.90	0.00	52.90
7281-011-068	7281-011-068-1		35.32	0.00	35.32
7281-011-070	7281-011-070-7		49.06	0.00	49.06
7281-011-071	7281-011-071-6		37.07	(0.01)	37.06
7281-011-073	7281-011-073-4		47.76	0.00	47.76
7281-011-074	7281-011-074-3		29.47	(0.01)	29.46
7281-011-075	7281-011-075-2		52.90	0.00	52.90
7281-011-076	7281-011-076-1		35.27	(0.01)	35.26
7281-011-077	7281-011-077-0		36.07	(0.01)	36.06
7281-011-078	7281-011-078-9		49.06	0.00	49.06
7281-011-079	7281-011-079-8		37.07	(0.01)	37.06
7281-011-080	7281-011-080-5		57.15	(0.01)	57.14
7281-011-081	7281-011-081-4		213.96	0.00	213.96
7281-011-082	7281-011-082-3		36.07	(0.01)	36.06
7281-011-083	7281-011-083-2		49.06	0.00	49.06
7281-011-084	7281-011-084-1		49.06	0.00	49.06
7281-011-086	7281-011-086-9		37.07	(0.01)	37.06

**City of Long Beach**  
**Downtown Long Beach Business Improvement District**  
**Final Billing Detail Report for Fiscal Year 2018/19**

Account ID	Property ID	DB	Levy	Other	Total
7281-011-087	7281-011-087-8		57.15	(0.01)	57.14
7281-011-089	7281-011-089-6		36.07	(0.01)	36.06
7281-011-090	7281-011-090-3		57.15	(0.01)	57.14
7281-011-092	7281-011-092-1		6.11	(0.01)	6.10
7281-011-096	7281-011-096-7		93.28	0.00	93.28
7281-011-097	7281-011-097-6		55.29	(0.01)	55.28
7281-011-098	7281-011-098-5		55.29	(0.01)	55.28
7281-011-099	7281-011-099-4		55.29	(0.01)	55.28
7281-011-100	7281-011-100-1		93.28	0.00	93.28
7281-011-101	7281-011-101-0		93.28	0.00	93.28
7281-011-102	7281-011-102-9		55.29	(0.01)	55.28
7281-011-103	7281-011-103-8		55.29	(0.01)	55.28
7281-011-104	7281-011-104-7		55.29	(0.01)	55.28
7281-011-105	7281-011-105-6		93.28	0.00	93.28
7281-011-106	7281-011-106-5		73.72	0.00	73.72
7281-011-107	7281-011-107-4		1,162.15	(0.01)	1,162.14
7281-011-108	7281-011-108-3		5,350.84	0.00	5,350.84
7281-011-109	7281-011-109-2		657.71	(0.01)	657.70
7281-011-111	7281-011-111-8		36.07	(0.01)	36.06
7281-011-112	7281-011-112-7		47.76	0.00	47.76
7281-011-113	7281-011-113-6		552.76	0.00	552.76
7281-011-114	7281-011-114-5		7,115.36	0.00	7,115.36
7281-011-115	7281-011-115-4		35.32	0.00	35.32
7281-011-116	7281-011-116-3		29.47	(0.01)	29.46
7281-012-007	7281-012-007-3		922.65	(0.01)	922.64
7281-012-008	7281-012-008-2		969.95	(0.01)	969.94
7281-012-010	7281-012-010-8		1,733.77	(0.01)	1,733.76
7281-012-011	7281-012-011-7		436.40	0.00	436.40
7281-012-012	7281-012-012-6		2,777.11	(0.01)	2,777.10
7281-012-013	7281-012-013-5		2,743.81	(0.01)	2,743.80
7281-012-014	7281-012-014-4		844.68	0.00	844.68
7281-012-015	7281-012-015-3		490.30	0.00	490.30
7281-012-016	7281-012-016-2		3,495.50	0.00	3,495.50
7281-012-017	7281-012-017-1		772.67	(0.01)	772.66
7281-012-019	7281-012-019-9		777.20	0.00	777.20
7281-012-021	7281-012-021-5		1,313.14	0.00	1,313.14
7281-012-022	7281-012-022-4		885.42	0.00	885.42
7281-012-024	7281-012-024-2		7,840.29	(0.01)	7,840.28
7281-012-025	7281-012-025-1		95.06	0.00	95.06



**City of Long Beach**  
**Downtown Long Beach Business Improvement District**  
**Final Billing Detail Report for Fiscal Year 2018/19**

Account ID	Property ID	DB	Levy	Other	Total
7281-012-026	7281-012-026-0		74.23	(0.01)	74.22
7281-012-027	7281-012-027-9		74.23	(0.01)	74.22
7281-012-028	7281-012-028-8		72.95	(0.01)	72.94
7281-012-029	7281-012-029-7		72.75	(0.01)	72.74
7281-012-030	7281-012-030-4		103.74	0.00	103.74
7281-012-031	7281-012-031-3		74.53	(0.01)	74.52
7281-012-032	7281-012-032-2		75.41	(0.01)	75.40
7281-012-033	7281-012-033-1		71.47	(0.01)	71.46
7281-012-034	7281-012-034-0		95.06	0.00	95.06
7281-012-035	7281-012-035-9		74.62	0.00	74.62
7281-012-036	7281-012-036-8		74.62	0.00	74.62
7281-012-037	7281-012-037-7		72.95	(0.01)	72.94
7281-012-038	7281-012-038-6		93.68	0.00	93.68
7281-012-039	7281-012-039-5		93.68	0.00	93.68
7281-012-040	7281-012-040-2		71.47	(0.01)	71.46
7281-012-041	7281-012-041-1		75.81	(0.01)	75.80
7281-012-042	7281-012-042-0		74.92	0.00	74.92
7281-012-043	7281-012-043-9		103.74	0.00	103.74
7281-012-044	7281-012-044-8		72.75	(0.01)	72.74
7281-012-047	7281-012-047-5		991.31	(0.01)	991.30
7281-012-048	7281-012-048-4		284.98	0.00	284.98
7281-012-049	7281-012-049-3		282.99	(0.01)	282.98
7281-012-050	7281-012-050-9		284.98	0.00	284.98
7281-012-051	7281-012-051-8		284.98	0.00	284.98
7281-012-052	7281-012-052-7		282.99	(0.01)	282.98
7281-012-053	7281-012-053-6		282.99	(0.01)	282.98
7281-012-054	7281-012-054-5		284.98	0.00	284.98
7281-012-055	7281-012-055-4		286.47	(0.01)	286.46
7281-012-056	7281-012-056-3		148.17	(0.01)	148.16
7281-012-057	7281-012-057-2		134.66	0.00	134.66
7281-012-058	7281-012-058-1		135.34	0.00	135.34
7281-012-059	7281-012-059-0		135.34	0.00	135.34
7281-012-060	7281-012-060-7		126.12	0.00	126.12
7281-012-061	7281-012-061-6		132.60	0.00	132.60
7281-012-062	7281-012-062-5		135.34	0.00	135.34
7281-012-063	7281-012-063-4		135.34	0.00	135.34
7281-012-064	7281-012-064-3		135.34	0.00	135.34
7281-012-065	7281-012-065-2		197.79	(0.01)	197.78
7281-012-066	7281-012-066-1		153.82	0.00	153.82

**City of Long Beach**  
**Downtown Long Beach Business Improvement District**  
**Final Billing Detail Report for Fiscal Year 2018/19**

Account ID	Property ID	DB	Levy	Other	Total
7281-012-067	7281-012-067-0		186.63	(0.01)	186.62
7281-012-068	7281-012-068-9		167.61	(0.01)	167.60
7281-012-069	7281-012-069-8		137.68	0.00	137.68
7281-012-070	7281-012-070-5		148.99	(0.01)	148.98
7281-012-071	7281-012-071-4		131.78	0.00	131.78
7281-012-072	7281-012-072-3		131.78	0.00	131.78
7281-012-073	7281-012-073-2		131.78	0.00	131.78
7281-012-074	7281-012-074-1		131.78	0.00	131.78
7281-012-075	7281-012-075-0		131.78	0.00	131.78
7281-012-076	7281-012-076-9		131.78	0.00	131.78
7281-012-077	7281-012-077-8		150.51	(0.01)	150.50
7281-012-078	7281-012-078-7		136.18	0.00	136.18
7281-012-079	7281-012-079-6		144.86	0.00	144.86
7281-012-080	7281-012-080-3		144.86	0.00	144.86
7281-012-081	7281-012-081-2		98.97	(0.01)	98.96
7281-012-082	7281-012-082-1		98.97	(0.01)	98.96
7281-012-083	7281-012-083-0		98.97	(0.01)	98.96
7281-012-084	7281-012-084-9		98.97	(0.01)	98.96
7281-012-085	7281-012-085-8		91.93	(0.01)	91.92
7281-012-086	7281-012-086-7		91.93	(0.01)	91.92
7281-012-087	7281-012-087-6		91.93	(0.01)	91.92
7281-012-088	7281-012-088-5		91.93	(0.01)	91.92
7281-012-089	7281-012-089-4		182.31	(0.01)	182.30
7281-012-090	7281-012-090-1		167.65	(0.01)	167.64
7281-012-091	7281-012-091-0		182.31	(0.01)	182.30
7281-012-092	7281-012-092-9		201.17	(0.01)	201.16
7281-012-093	7281-012-093-8		167.65	(0.01)	167.64
7281-012-094	7281-012-094-7		201.17	(0.01)	201.16
7281-012-098	7281-012-098-3		34.58	0.00	34.58
7281-012-099	7281-012-099-2		36.26	0.00	36.26
7281-012-100	7281-012-100-9		34.85	(0.01)	34.84
7281-012-101	7281-012-101-8		34.85	(0.01)	34.84
7281-012-102	7281-012-102-7		34.85	(0.01)	34.84
7281-012-103	7281-012-103-6		33.17	(0.01)	33.16
7281-012-104	7281-012-104-5		56.22	0.00	56.22
7281-012-105	7281-012-105-4		48.06	0.00	48.06
7281-012-106	7281-012-106-3		38.22	0.00	38.22
7281-012-107	7281-012-107-2		59.86	0.00	59.86
7281-012-108	7281-012-108-1		34.58	0.00	34.58

**City of Long Beach**  
**Downtown Long Beach Business Improvement District**  
**Final Billing Detail Report for Fiscal Year 2018/19**

Account ID	Property ID	DB	Levy	Other	Total
7281-012-109	7281-012-109-0		34.85	(0.01)	34.84
7281-012-110	7281-012-110-7		34.85	(0.01)	34.84
7281-012-111	7281-012-111-6		36.26	0.00	36.26
7281-012-112	7281-012-112-5		34.85	(0.01)	34.84
7281-012-113	7281-012-113-4		34.58	0.00	34.58
7281-012-114	7281-012-114-3		43.01	(0.01)	43.00
7281-012-115	7281-012-115-2		66.33	(0.01)	66.32
7281-012-116	7281-012-116-1		38.22	0.00	38.22
7281-012-117	7281-012-117-0		61.28	0.00	61.28
7281-013-001	7281-013-001-7		1,226.21	(0.01)	1,226.20
7281-013-002	7281-013-002-6		661.74	0.00	661.74
7281-013-003	7281-013-003-5		657.16	0.00	657.16
7281-013-004	7281-013-004-4		1,122.91	(0.01)	1,122.90
7281-013-005	7281-013-005-3		654.87	(0.01)	654.86
7281-013-006	7281-013-006-2		1,514.19	(0.01)	1,514.18
7281-013-007	7281-013-007-1		770.12	0.00	770.12
7281-013-008	7281-013-008-0		1,114.09	(0.01)	1,114.08
7281-013-010	7281-013-010-6		757.49	(0.01)	757.48
7281-013-011	7281-013-011-5		831.90	0.00	831.90
7281-013-012	7281-013-012-4		691.18	0.00	691.18
7281-013-013	7281-013-013-3		2,129.92	0.00	2,129.92
7281-013-014	7281-013-014-2		1,981.30	0.00	1,981.30
7281-013-015	7281-013-015-1		144.76	0.00	144.76
7281-013-016	7281-013-016-0		1,225.98	0.00	1,225.98
7281-013-017	7281-013-017-9		470.80	0.00	470.80
7281-013-018	7281-013-018-8		2,712.43	(0.01)	2,712.42
7281-013-019	7281-013-019-7		3,373.48	0.00	3,373.48
7281-013-020	7281-013-020-4		1,069.26	0.00	1,069.26
7281-013-021	7281-013-021-3		2,041.74	0.00	2,041.74
7281-013-022	7281-013-022-2		661.23	(0.01)	661.22
7281-013-023	7281-013-023-1		654.14	0.00	654.14
7281-013-024	7281-013-024-0		1,254.51	(0.01)	1,254.50
7281-013-025	7281-013-025-9		2,572.22	0.00	2,572.22
7281-013-026	7281-013-026-8		48.36	0.00	48.36
7281-013-027	7281-013-027-7		48.36	0.00	48.36
7281-013-028	7281-013-028-6		46.00	0.00	46.00
7281-013-029	7281-013-029-5		46.00	0.00	46.00
7281-013-030	7281-013-030-2		45.87	(0.01)	45.86
7281-013-031	7281-013-031-1		45.87	(0.01)	45.86

**City of Long Beach  
Downtown Long Beach Business Improvement District  
Final Billing Detail Report for Fiscal Year 2018/19**

Account ID	Property ID	DB	Levy	Other	Total
7281-013-032	7281-013-032-0		48.88	0.00	48.88
7281-013-033	7281-013-033-9		44.95	(0.01)	44.94
7281-013-034	7281-013-034-8		100.91	(0.01)	100.90
7281-013-035	7281-013-035-7		49.93	(0.01)	49.92
7281-013-036	7281-013-036-6		49.67	(0.01)	49.66
7281-013-037	7281-013-037-5		49.93	(0.01)	49.92
7281-013-038	7281-013-038-4		49.93	(0.01)	49.92
7281-013-039	7281-013-039-3		49.67	(0.01)	49.66
7281-013-040	7281-013-040-0		49.67	(0.01)	49.66
7281-014-001	7281-014-001-5		1,300.17	(0.01)	1,300.16
7281-014-002	7281-014-002-4		574.39	(0.01)	574.38
7281-014-003	7281-014-003-3		629.22	0.00	629.22
7281-014-004	7281-014-004-2		2,823.35	(0.01)	2,823.34
7281-014-005	7281-014-005-1		761.28	0.00	761.28
7281-014-006	7281-014-006-0		769.54	0.00	769.54
7281-014-009	7281-014-009-7		1,213.35	(0.01)	1,213.34
7281-014-010	7281-014-010-4		394.34	0.00	394.34
7281-014-011	7281-014-011-3		658.25	(0.01)	658.24
7281-014-012	7281-014-012-2		485.73	(0.01)	485.72
7281-014-013	7281-014-013-1		1,269.78	0.00	1,269.78
7281-014-014	7281-014-014-0		408.51	(0.01)	408.50
7281-014-016	7281-014-016-8		750.77	(0.01)	750.76
7281-014-017	7281-014-017-7		127.13	(0.01)	127.12
7281-014-018	7281-014-018-6		1,106.22	0.00	1,106.22
7281-014-019	7281-014-019-5		728.27	(0.01)	728.26
7281-014-020	7281-014-020-2		2,305.52	0.00	2,305.52
7281-014-021	7281-014-021-1		288.01	(0.01)	288.00
7281-014-022	7281-014-022-0		453.93	(0.01)	453.92
7281-014-023	7281-014-023-9		20.14	0.00	20.14
7281-014-024	7281-014-024-8		21.62	0.00	21.62
7281-014-025	7281-014-025-7		34.43	(0.01)	34.42
7281-014-026	7281-014-026-6		19.83	(0.01)	19.82
7281-014-027	7281-014-027-5		21.62	0.00	21.62
7281-014-028	7281-014-028-4		33.29	(0.01)	33.28
7281-014-029	7281-014-029-3		20.14	0.00	20.14
7281-014-030	7281-014-030-0		21.62	0.00	21.62
7281-014-031	7281-014-031-9		34.43	(0.01)	34.42
7281-014-032	7281-014-032-8		19.83	(0.01)	19.82
7281-014-033	7281-014-033-7		21.62	0.00	21.62

City of Long Beach  
Downtown Long Beach Business Improvement District  
Final Billing Detail Report for Fiscal Year 2018/19

Account ID	Property ID	DB	Levy	Other	Total
7281-014-034	7281-014-034-6		33.29	(0.01)	33.28
7281-014-035	7281-014-035-5		20.14	0.00	20.14
7281-014-036	7281-014-036-4		21.62	0.00	21.62
7281-014-037	7281-014-037-3		34.43	(0.01)	34.42
7281-014-038	7281-014-038-2		19.83	(0.01)	19.82
7281-014-039	7281-014-039-1		21.62	0.00	21.62
7281-014-040	7281-014-040-8		33.29	(0.01)	33.28
7281-014-041	7281-014-041-7		20.14	0.00	20.14
7281-014-042	7281-014-042-6		21.62	0.00	21.62
7281-014-043	7281-014-043-5		34.43	(0.01)	34.42
7281-014-044	7281-014-044-4		19.83	(0.01)	19.82
7281-014-045	7281-014-045-3		21.62	0.00	21.62
7281-014-046	7281-014-046-2		33.29	(0.01)	33.28
7281-014-047	7281-014-047-1		15.71	(0.01)	15.70
7281-014-048	7281-014-048-0		1,037.48	0.00	1,037.48
7281-014-049	7281-014-049-9		1,246.83	(0.01)	1,246.82
7281-015-001	7281-015-001-2		92.81	(0.01)	92.80
7281-015-002	7281-015-002-1		93.13	(0.01)	93.12
7281-015-003	7281-015-003-0		95.40	0.00	95.40
7281-015-004	7281-015-004-9		96.37	(0.01)	96.36
7281-015-005	7281-015-005-8		123.09	(0.01)	123.08
7281-015-006	7281-015-006-7		95.56	0.00	95.56
7281-015-007	7281-015-007-6		95.40	0.00	95.40
7281-015-008	7281-015-008-5		123.09	(0.01)	123.08
7281-015-009	7281-015-009-4		123.09	(0.01)	123.08
7281-015-010	7281-015-010-1		95.56	0.00	95.56
7281-015-011	7281-015-011-0		96.69	(0.01)	96.68
7281-015-012	7281-015-012-9		96.37	(0.01)	96.36
7281-015-013	7281-015-013-8		125.85	(0.01)	125.84
7281-015-014	7281-015-014-7		95.56	0.00	95.56
7281-015-015	7281-015-015-6		95.40	0.00	95.40
7281-015-016	7281-015-016-5		123.09	(0.01)	123.08
7281-015-017	7281-015-017-4		125.85	(0.01)	125.84
7281-015-018	7281-015-018-3		93.13	(0.01)	93.12
7281-015-019	7281-015-019-2		96.69	(0.01)	96.68
7281-015-020	7281-015-020-9		96.37	(0.01)	96.36
7281-015-021	7281-015-021-8		123.09	(0.01)	123.08
7281-015-022	7281-015-022-7		95.56	0.00	95.56
7281-015-023	7281-015-023-6		96.69	(0.01)	96.68

**City of Long Beach**  
**Downtown Long Beach Business Improvement District**  
**Final Billing Detail Report for Fiscal Year 2018/19**

Account ID	Property ID	DB	Levy	Other	Total
7281-015-024	7281-015-024-5		123.09	(0.01)	123.08
7281-015-025	7281-015-025-4		123.09	(0.01)	123.08
7281-015-026	7281-015-026-3		941.45	(0.01)	941.44
7281-015-027	7281-015-027-2		4,819.47	(0.01)	4,819.46
7281-015-028	7281-015-028-1		735.47	(0.01)	735.46
7281-015-029	7281-015-029-0		955.90	0.00	955.90
7281-015-030	7281-015-030-7		403.48	0.00	403.48
7281-015-031	7281-015-031-6		2,224.66	0.00	2,224.66
7281-015-032	7281-015-032-5		430.80	0.00	430.80
7281-015-033	7281-015-033-4		217.23	(0.01)	217.22
7281-015-034	7281-015-034-3		351.80	0.00	351.80
7281-015-035	7281-015-035-2		706.93	(0.01)	706.92
7281-015-036	7281-015-036-1		52.49	(0.01)	52.48
7281-015-037	7281-015-037-0		551.99	(0.01)	551.98
7281-015-042	7281-015-042-3		52.25	(0.01)	52.24
7281-015-043	7281-015-043-2		44.12	0.00	44.12
7281-015-044	7281-015-044-1		44.04	0.00	44.04
7281-015-045	7281-015-045-0		68.72	0.00	68.72
7281-015-046	7281-015-046-9		45.46	0.00	45.46
7281-015-047	7281-015-047-8		44.04	0.00	44.04
7281-015-048	7281-015-048-7		65.75	(0.01)	65.74
7281-015-049	7281-015-049-6		44.12	0.00	44.12
7281-015-050	7281-015-050-2		44.04	0.00	44.04
7281-015-051	7281-015-051-1		68.72	0.00	68.72
7281-015-052	7281-015-052-0		45.46	0.00	45.46
7281-015-053	7281-015-053-9		44.04	0.00	44.04
7281-015-054	7281-015-054-8		65.75	(0.01)	65.74
7281-015-055	7281-015-055-7		44.12	0.00	44.12
7281-015-056	7281-015-056-6		44.04	0.00	44.04
7281-015-057	7281-015-057-5		68.72	0.00	68.72
7281-015-058	7281-015-058-4		45.46	0.00	45.46
7281-015-060	7281-015-060-0		65.75	(0.01)	65.74
7281-015-061	7281-015-061-9		44.12	0.00	44.12
7281-015-062	7281-015-062-8		44.04	0.00	44.04
7281-015-063	7281-015-063-7		68.72	0.00	68.72
7281-015-064	7281-015-064-6		45.46	0.00	45.46
7281-015-065	7281-015-065-5		44.04	0.00	44.04
7281-015-066	7281-015-066-4		65.75	(0.01)	65.74
7281-015-067	7281-015-067-3		29.04	0.00	29.04

**City of Long Beach**  
**Downtown Long Beach Business Improvement District**  
**Final Billing Detail Report for Fiscal Year 2018/19**

Account ID	Property ID	DB	Levy	Other	Total
7281-015-068	7281-015-068-2		30.22	0.00	30.22
7281-015-069	7281-015-069-1		30.64	0.00	30.64
7281-015-070	7281-015-070-8		42.71	(0.01)	42.70
7281-015-071	7281-015-071-7		42.71	(0.01)	42.70
7281-015-072	7281-015-072-6		30.48	0.00	30.48
7281-015-073	7281-015-073-5		29.30	0.00	29.30
7281-015-074	7281-015-074-4		29.04	0.00	29.04
7281-015-075	7281-015-075-3		30.74	0.00	30.74
7281-015-076	7281-015-076-2		30.64	0.00	30.64
7281-015-077	7281-015-077-1		42.71	(0.01)	42.70
7281-015-078	7281-015-078-0		42.86	0.00	42.86
7281-015-079	7281-015-079-9		30.48	0.00	30.48
7281-015-080	7281-015-080-6		29.30	0.00	29.30
7281-015-081	7281-015-081-5		28.32	0.00	28.32
7281-015-082	7281-015-082-4		30.22	0.00	30.22
7281-015-083	7281-015-083-3		30.64	0.00	30.64
7281-015-084	7281-015-084-2		42.71	(0.01)	42.70
7281-015-085	7281-015-085-1		42.71	(0.01)	42.70
7281-015-086	7281-015-086-0		30.48	0.00	30.48
7281-015-087	7281-015-087-9		29.30	0.00	29.30
7281-015-089	7281-015-089-7		30.22	0.00	30.22
7281-015-090	7281-015-090-4		29.71	(0.01)	29.70
7281-015-091	7281-015-091-3		42.71	(0.01)	42.70
7281-015-092	7281-015-092-2		42.86	0.00	42.86
7281-015-093	7281-015-093-1		30.48	0.00	30.48
7281-015-094	7281-015-094-0		29.30	0.00	29.30
7281-015-097	7281-015-097-7		32.13	(0.01)	32.12
7281-015-099	7281-015-099-5		29.04	0.00	29.04
7281-015-100	7281-015-100-2		3,973.79	(0.01)	3,973.78
7281-016-001	7281-016-001-0		2,376.28	0.00	2,376.28
7281-016-002	7281-016-002-9		484.55	(0.01)	484.54
7281-016-006	7281-016-006-5		815.59	(0.01)	815.58
7281-016-008	7281-016-008-3		821.71	(0.01)	821.70
7281-016-009	7281-016-009-2		388.01	(0.01)	388.00
7281-016-017	7281-016-017-2		449.98	0.00	449.98
7281-016-018	7281-016-018-1		454.48	0.00	454.48
7281-016-019	7281-016-019-0		1,918.76	0.00	1,918.76
7281-016-021	7281-016-021-6		186.53	(0.01)	186.52
7281-016-022	7281-016-022-5		163.37	(0.01)	163.36

City of Long Beach
Downtown Long Beach Business Improvement District
Final Billing Detail Report for Fiscal Year 2018/19

Table with columns: Account ID, Property ID, DB, Levy, Other, Total. It lists various account and property IDs with their corresponding levies and other charges, totaling 11,947.94.



**City of Long Beach**  
**Downtown Long Beach Business Improvement District**  
**Final Billing Detail Report for Fiscal Year 2018/19**

Account ID	Property ID	DB	Levy	Other	Total
7281-018-016	7281-018-016-9		11,189.31	(0.01)	11,189.30
7281-018-800	7281-018-800-9	Y	4,162.21	(0.01)	4,162.20
7281-018-804	7281-018-804-5	Y	9,000.86	0.00	9,000.86
7281-018-805	7281-018-805-4	Y	5,869.36	0.00	5,869.36
7281-019-001	7281-019-001-4		4,505.09	(0.01)	4,505.08
7281-019-002	7281-019-002-3		1,372.65	(0.01)	1,372.64
7281-019-005	7281-019-005-0		941.15	(0.01)	941.14
7281-019-006	7281-019-006-9		1,340.72	0.00	1,340.72
7281-019-007	7281-019-007-8		3,165.60	0.00	3,165.60
7281-019-008	7281-019-008-7		2,550.30	0.00	2,550.30
7281-019-014	7281-019-014-9		863.21	(0.01)	863.20
7281-019-015	7281-019-015-8		470.60	0.00	470.60
7281-019-017	7281-019-017-6		377.55	(0.01)	377.54
7281-019-019	7281-019-019-4		3,224.13	(0.01)	3,224.12
7281-019-020	7281-019-020-1		1,399.22	0.00	1,399.22
7281-019-021	7281-019-021-0		61.89	(0.01)	61.88
7281-019-022	7281-019-022-9		839.98	0.00	839.98
7281-019-023	7281-019-023-8		1,873.24	0.00	1,873.24
7281-019-024	7281-019-024-7		5,044.61	(0.01)	5,044.60
7281-019-026	7281-019-026-5		862.41	(0.01)	862.40
7281-019-027	7281-019-027-4		723.22	0.00	723.22
7281-019-032	7281-019-032-7		1,963.50	0.00	1,963.50
7281-019-033	7281-019-033-6		6,717.23	(0.01)	6,717.22
7281-019-034	7281-019-034-5		119.39	(0.01)	119.38
7281-019-035	7281-019-035-4		46.36	0.00	46.36
7281-019-036	7281-019-036-3		50.68	0.00	50.68
7281-019-037	7281-019-037-2		47.80	0.00	47.80
7281-019-038	7281-019-038-1		46.36	0.00	46.36
7281-019-039	7281-019-039-0		45.04	0.00	45.04
7281-019-040	7281-019-040-7		52.00	0.00	52.00
7281-019-041	7281-019-041-6		63.29	(0.01)	63.28
7281-019-042	7281-019-042-5		53.44	0.00	53.44
7281-019-043	7281-019-043-4		50.68	0.00	50.68
7281-019-044	7281-019-044-3		50.68	0.00	50.68
7281-019-045	7281-019-045-2		49.24	0.00	49.24
7281-019-046	7281-019-046-1		49.24	0.00	49.24
7281-019-047	7281-019-047-0		1,405.35	(0.01)	1,405.34
7281-019-048	7281-019-048-9		843.22	0.00	843.22
7281-019-901	7281-019-901-5	Y	708.17	(0.01)	708.16

**City of Long Beach**  
**Downtown Long Beach Business Improvement District**  
**Final Billing Detail Report for Fiscal Year 2018/19**

Account ID	Property ID	DB	Levy	Other	Total
7281-019-902	7281-019-902-4	Y	470.80	0.00	470.80
7281-019-903	7281-019-903-3	Y	237.37	(0.01)	237.36
7281-020-001	7281-020-001-2		116.38	0.00	116.38
7281-020-002	7281-020-002-1		289.92	0.00	289.92
7281-020-014	7281-020-014-7		15.23	(0.01)	15.22
7281-020-015	7281-020-015-6		18.95	(0.01)	18.94
7281-020-018	7281-020-018-3		22.33	(0.01)	22.32
7281-020-019	7281-020-019-2		35.04	0.00	35.04
7281-020-021	7281-020-021-8		19.35	(0.01)	19.34
7281-020-022	7281-020-022-7		19.32	0.00	19.32
7281-020-023	7281-020-023-6		21.56	0.00	21.56
7281-020-024	7281-020-024-5		15.20	0.00	15.20
7281-020-025	7281-020-025-4		18.95	(0.01)	18.94
7281-020-026	7281-020-026-3		19.10	0.00	19.10
7281-020-027	7281-020-027-2		13.78	0.00	13.78
7281-020-028	7281-020-028-1		22.33	(0.01)	22.32
7281-020-029	7281-020-029-0		16.58	0.00	16.58
7281-020-030	7281-020-030-7		18.49	(0.01)	18.48
7281-020-031	7281-020-031-6		19.35	(0.01)	19.34
7281-020-032	7281-020-032-5		19.32	0.00	19.32
7281-020-033	7281-020-033-4		21.56	0.00	21.56
7281-020-036	7281-020-036-1		19.10	0.00	19.10
7281-020-037	7281-020-037-0		13.78	0.00	13.78
7281-020-038	7281-020-038-9		22.33	(0.01)	22.32
7281-020-039	7281-020-039-8		16.58	0.00	16.58
7281-020-040	7281-020-040-5		18.49	(0.01)	18.48
7281-020-041	7281-020-041-4		19.35	(0.01)	19.34
7281-020-042	7281-020-042-3		19.32	0.00	19.32
7281-020-043	7281-020-043-2		21.56	0.00	21.56
7281-020-044	7281-020-044-1		15.23	(0.01)	15.22
7281-020-045	7281-020-045-0		18.95	(0.01)	18.94
7281-020-048	7281-020-048-7		22.33	(0.01)	22.32
7281-020-051	7281-020-051-1		19.35	(0.01)	19.34
7281-020-052	7281-020-052-0		19.32	0.00	19.32
7281-020-053	7281-020-053-9		21.56	0.00	21.56
7281-020-055	7281-020-055-7		18.95	(0.01)	18.94
7281-020-058	7281-020-058-4		22.33	(0.01)	22.32
7281-020-061	7281-020-061-9		19.35	(0.01)	19.34
7281-020-062	7281-020-062-8		19.32	0.00	19.32

**City of Long Beach**  
**Downtown Long Beach Business Improvement District**  
**Final Billing Detail Report for Fiscal Year 2018/19**

Account ID	Property ID	DB	Levy	Other	Total
7281-020-063	7281-020-063-7		21.56	0.00	21.56
7281-020-066	7281-020-066-4		19.10	0.00	19.10
7281-020-067	7281-020-067-3		13.78	0.00	13.78
7281-020-068	7281-020-068-2		22.33	(0.01)	22.32
7281-020-071	7281-020-071-7		19.35	(0.01)	19.34
7281-020-076	7281-020-076-2		19.10	0.00	19.10
7281-020-077	7281-020-077-1		13.78	0.00	13.78
7281-020-078	7281-020-078-0		22.33	(0.01)	22.32
7281-020-079	7281-020-079-9		16.58	0.00	16.58
7281-020-080	7281-020-080-6		18.49	(0.01)	18.48
7281-020-081	7281-020-081-5		19.35	(0.01)	19.34
7281-020-082	7281-020-082-4		19.32	0.00	19.32
7281-020-083	7281-020-083-3		21.56	0.00	21.56
7281-020-088	7281-020-088-8		22.33	(0.01)	22.32
7281-020-089	7281-020-089-7		16.58	0.00	16.58
7281-020-090	7281-020-090-4		18.49	(0.01)	18.48
7281-020-091	7281-020-091-3		19.35	(0.01)	19.34
7281-020-092	7281-020-092-2		19.32	0.00	19.32
7281-020-093	7281-020-093-1		21.56	0.00	21.56
7281-020-094	7281-020-094-0		295.62	0.00	295.62
7281-020-095	7281-020-095-9		187.47	(0.01)	187.46
7281-020-096	7281-020-096-8		171.30	0.00	171.30
7281-020-105	7281-020-105-7		15.69	(0.01)	15.68
7281-020-106	7281-020-106-6		14.80	0.00	14.80
7281-020-107	7281-020-107-5		16.06	0.00	16.06
7281-020-108	7281-020-108-4		15.75	(0.01)	15.74
7281-020-109	7281-020-109-3		14.80	0.00	14.80
7281-020-110	7281-020-110-0		15.93	(0.01)	15.92
7281-020-111	7281-020-111-9		13.53	(0.01)	13.52
7281-020-112	7281-020-112-8		13.10	0.00	13.10
7281-020-113	7281-020-113-7		15.69	(0.01)	15.68
7281-020-114	7281-020-114-6		14.80	0.00	14.80
7281-020-115	7281-020-115-5		16.06	0.00	16.06
7281-020-116	7281-020-116-4		15.75	(0.01)	15.74
7281-020-117	7281-020-117-3		14.80	0.00	14.80
7281-020-118	7281-020-118-2		16.95	(0.01)	16.94
7281-020-119	7281-020-119-1		13.53	(0.01)	13.52
7281-020-120	7281-020-120-8		13.10	0.00	13.10
7281-020-121	7281-020-121-7		15.69	(0.01)	15.68

**City of Long Beach**  
**Downtown Long Beach Business Improvement District**  
**Final Billing Detail Report for Fiscal Year 2018/19**

Account ID	Property ID	DB	Levy	Other	Total
7281-020-122	7281-020-122-6		14.80	0.00	14.80
7281-020-123	7281-020-123-5		16.06	0.00	16.06
7281-020-124	7281-020-124-4		14.80	0.00	14.80
7281-020-125	7281-020-125-3		16.95	(0.01)	16.94
7281-020-126	7281-020-126-2		13.53	(0.01)	13.52
7281-020-127	7281-020-127-1		13.10	0.00	13.10
7281-020-128	7281-020-128-0		15.69	(0.01)	15.68
7281-020-129	7281-020-129-9		14.80	0.00	14.80
7281-020-130	7281-020-130-6		16.06	0.00	16.06
7281-020-131	7281-020-131-5		15.75	(0.01)	15.74
7281-020-132	7281-020-132-4		14.80	0.00	14.80
7281-020-134	7281-020-134-2		13.53	(0.01)	13.52
7281-020-135	7281-020-135-1		13.10	0.00	13.10
7281-020-136	7281-020-136-0		22.64	0.00	22.64
7281-020-137	7281-020-137-9		32.79	(0.01)	32.78
7281-020-138	7281-020-138-8		32.82	0.00	32.82
7281-020-139	7281-020-139-7		7.60	0.00	7.60
7281-020-140	7281-020-140-4		7.26	0.00	7.26
7281-020-141	7281-020-141-3		8.31	(0.01)	8.30
7281-020-144	7281-020-144-0		7.51	(0.01)	7.50
7281-020-145	7281-020-145-9		8.80	0.00	8.80
7281-020-146	7281-020-146-8		7.66	0.00	7.66
7281-020-147	7281-020-147-7		8.92	0.00	8.92
7281-020-148	7281-020-148-6		10.15	(0.01)	10.14
7281-020-149	7281-020-149-5		8.24	0.00	8.24
7281-020-150	7281-020-150-1		6.12	0.00	6.12
7281-020-151	7281-020-151-0		15.38	0.00	15.38
7281-020-152	7281-020-152-9		17.10	0.00	17.10
7281-020-154	7281-020-154-7		19.44	0.00	19.44
7281-020-155	7281-020-155-6		14.46	0.00	14.46
7281-020-156	7281-020-156-5		15.38	0.00	15.38
7281-020-157	7281-020-157-4		17.10	0.00	17.10
7281-020-158	7281-020-158-3		13.41	(0.01)	13.40
7281-020-159	7281-020-159-2		19.44	0.00	19.44
7281-020-160	7281-020-160-9		14.46	0.00	14.46
7281-020-161	7281-020-161-8		15.38	0.00	15.38
7281-020-162	7281-020-162-7		17.10	0.00	17.10
7281-020-164	7281-020-164-5		19.44	0.00	19.44
7281-020-165	7281-020-165-4		14.46	0.00	14.46

**City of Long Beach**  
**Downtown Long Beach Business Improvement District**  
**Final Billing Detail Report for Fiscal Year 2018/19**

Account ID	Property ID	DB	Levy	Other	Total
7281-020-166	7281-020-166-3		15.38	0.00	15.38
7281-020-167	7281-020-167-2		17.10	0.00	17.10
7281-020-170	7281-020-170-7		14.46	0.00	14.46
7281-020-171	7281-020-171-6		9.32	0.00	9.32
7281-020-172	7281-020-172-5		15.38	0.00	15.38
7281-020-173	7281-020-173-4		17.10	0.00	17.10
7281-020-176	7281-020-176-1		14.46	0.00	14.46
7281-020-177	7281-020-177-0		10.37	(0.01)	10.36
7281-020-178	7281-020-178-9		63.21	(0.01)	63.20
7281-020-179	7281-020-179-8		75.18	0.00	75.18
7281-020-188	7281-020-188-7		14.03	(0.01)	14.02
7281-020-189	7281-020-189-6		6.55	(0.01)	6.54
7281-020-190	7281-020-190-3		5.29	(0.01)	5.28
7281-020-191	7281-020-191-2		14.03	(0.01)	14.02
7281-020-192	7281-020-192-1		6.55	(0.01)	6.54
7281-020-193	7281-020-193-0		6.61	(0.01)	6.60
7281-020-194	7281-020-194-9		14.03	(0.01)	14.02
7281-020-195	7281-020-195-8		23.04	0.00	23.04
7281-020-196	7281-020-196-7		6.61	(0.01)	6.60
7281-020-197	7281-020-197-6		14.03	(0.01)	14.02
7281-020-198	7281-020-198-5		6.55	(0.01)	6.54
7281-020-202	7281-020-202-9		9.60	0.00	9.60
7281-020-203	7281-020-203-8		7.29	(0.01)	7.28
7281-020-204	7281-020-204-7		8.83	(0.01)	8.82
7281-020-205	7281-020-205-6		9.60	0.00	9.60
7281-020-207	7281-020-207-4		8.83	(0.01)	8.82
7281-020-208	7281-020-208-3		9.60	0.00	9.60
7281-020-211	7281-020-211-8		9.60	0.00	9.60
7281-020-214	7281-020-214-5		9.60	0.00	9.60
7281-020-215	7281-020-215-4		34.17	(0.01)	34.16
7281-020-216	7281-020-216-3		32.88	0.00	32.88
7281-020-217	7281-020-217-2		32.88	0.00	32.88
7281-020-218	7281-020-218-1		34.17	(0.01)	34.16
7281-020-219	7281-020-219-0		74.81	(0.01)	74.80
7281-020-220	7281-020-220-7		20.70	0.00	20.70
7281-020-221	7281-020-221-6		20.70	0.00	20.70
7281-020-222	7281-020-222-5		35.07	(0.01)	35.06
7281-020-223	7281-020-223-4		23.56	0.00	23.56
7281-020-224	7281-020-224-3		35.07	(0.01)	35.06

City of Long Beach  
Downtown Long Beach Business Improvement District  
Final Billing Detail Report for Fiscal Year 2018/19

Account ID	Property ID	DB	Levy	Other	Total
7281-020-226	7281-020-226-1		29.50	0.00	29.50
7281-020-227	7281-020-227-0		35.99	(0.01)	35.98
7281-020-228	7281-020-228-9		20.64	0.00	20.64
7281-020-229	7281-020-229-8		28.27	(0.01)	28.26
7281-020-230	7281-020-230-5		28.30	0.00	28.30
7281-020-231	7281-020-231-4		19.38	0.00	19.38
7281-020-232	7281-020-232-3		21.53	(0.01)	21.52
7281-020-233	7281-020-233-2		21.01	(0.01)	21.00
7281-020-234	7281-020-234-1		35.07	(0.01)	35.06
7281-020-235	7281-020-235-0		34.45	(0.01)	34.44
7281-020-236	7281-020-236-9		32.88	0.00	32.88
7281-020-237	7281-020-237-8		34.14	0.00	34.14
7281-020-238	7281-020-238-7		15.23	(0.01)	15.22
7281-021-002	7281-021-002-9		2,562.33	(0.01)	2,562.32
7281-021-004	7281-021-004-7		2,129.14	0.00	2,129.14
7281-021-006	7281-021-006-5		854.21	(0.01)	854.20
7281-021-009	7281-021-009-2		867.52	0.00	867.52
7281-021-010	7281-021-010-9		503.76	0.00	503.76
7281-021-012	7281-021-012-7		29.83	(0.01)	29.82
7281-021-013	7281-021-013-6		332.86	0.00	332.86
7281-021-014	7281-021-014-5		49.48	0.00	49.48
7281-021-015	7281-021-015-4		339.02	0.00	339.02
7281-021-016	7281-021-016-3		743.32	0.00	743.32
7281-021-019	7281-021-019-0		13,371.30	0.00	13,371.30
7281-021-021	7281-021-021-6		4,040.13	(0.01)	4,040.12
7281-021-032	7281-021-032-3		3,442.99	(0.01)	3,442.98
7281-021-206	7281-021-206-3		208.81	(0.01)	208.80
7281-021-207	7281-021-207-2		211.80	0.00	211.80
7281-021-208	7281-021-208-1		196.84	0.00	196.84
7281-021-209	7281-021-209-0		197.74	0.00	197.74
7281-021-210	7281-021-210-7		195.35	(0.01)	195.34
7281-021-211	7281-021-211-6		204.62	0.00	204.62
7281-021-212	7281-021-212-5		206.42	0.00	206.42
7281-021-213	7281-021-213-4		194.45	(0.01)	194.44
7281-021-214	7281-021-214-3		196.24	0.00	196.24
7281-021-215	7281-021-215-2		195.35	(0.01)	195.34
7281-021-220	7281-021-220-5		768.44	0.00	768.44
7281-021-223	7281-021-223-2		5,437.05	(0.01)	5,437.04
7281-022-001	7281-022-001-8		2,780.52	0.00	2,780.52

City of Long Beach  
Downtown Long Beach Business Improvement District  
Final Billing Detail Report for Fiscal Year 2018/19

Account ID	Property ID	DB	Levy	Other	Total
7281-022-003	7281-022-003-6		398.50	0.00	398.50
7281-022-005	7281-022-005-4		839.11	(0.01)	839.10
7281-022-006	7281-022-006-3		1,185.63	(0.01)	1,185.62
7281-022-007	7281-022-007-2		649.09	(0.01)	649.08
7281-022-008	7281-022-008-1		1,895.81	(0.01)	1,895.80
7281-022-009	7281-022-009-0		765.85	(0.01)	765.84
7281-022-010	7281-022-010-7		828.01	(0.01)	828.00
7281-022-012	7281-022-012-5		707.63	(0.01)	707.62
7281-022-013	7281-022-013-4		745.92	0.00	745.92
7281-022-014	7281-022-014-3		87.30	0.00	87.30
7281-022-015	7281-022-015-2		63.16	0.00	63.16
7281-022-016	7281-022-016-1		63.16	0.00	63.16
7281-022-017	7281-022-017-0		63.46	0.00	63.46
7281-022-018	7281-022-018-9		63.16	0.00	63.16
7281-022-019	7281-022-019-8		58.44	0.00	58.44
7281-022-020	7281-022-020-5		55.92	0.00	55.92
7281-022-021	7281-022-021-4		63.16	0.00	63.16
7281-022-022	7281-022-022-3		63.16	0.00	63.16
7281-022-023	7281-022-023-2		63.46	0.00	63.46
7281-022-024	7281-022-024-1		63.16	0.00	63.16
7281-022-025	7281-022-025-0		98.67	(0.01)	98.66
7281-022-026	7281-022-026-9		253.45	(0.01)	253.44
7281-022-027	7281-022-027-8		236.43	(0.01)	236.42
7281-022-028	7281-022-028-7		267.01	(0.01)	267.00
7281-022-029	7281-022-029-6		284.83	(0.01)	284.82
7281-022-030	7281-022-030-3		182.18	0.00	182.18
7281-022-031	7281-022-031-2		180.31	(0.01)	180.30
7281-022-032	7281-022-032-1		195.74	0.00	195.74
7281-022-033	7281-022-033-0		195.74	0.00	195.74
7281-022-034	7281-022-034-9		205.85	(0.01)	205.84
7281-022-035	7281-022-035-8		199.73	(0.01)	199.72
7281-022-036	7281-022-036-7		335.36	0.00	335.36
7281-022-038	7281-022-038-5		210.05	(0.01)	210.04
7281-022-039	7281-022-039-4		212.41	(0.01)	212.40
7281-022-041	7281-022-041-0		217.77	(0.01)	217.76
7281-022-042	7281-022-042-9		213.48	0.00	213.48
7281-022-043	7281-022-043-8		147.89	(0.01)	147.88
7281-022-044	7281-022-044-7		177.90	0.00	177.90
7281-022-046	7281-022-046-5		206.41	(0.01)	206.40

**City of Long Beach**  
**Downtown Long Beach Business Improvement District**  
**Final Billing Detail Report for Fiscal Year 2018/19**

Account ID	Property ID	DB	Levy	Other	Total
7281-022-047	7281-022-047-4		135.46	0.00	135.46
7281-022-048	7281-022-048-3		135.46	0.00	135.46
7281-022-049	7281-022-049-2		151.75	(0.01)	151.74
7281-022-050	7281-022-050-8		162.47	(0.01)	162.46
7281-022-051	7281-022-051-7		135.46	0.00	135.46
7281-022-052	7281-022-052-6		135.46	0.00	135.46
7281-022-053	7281-022-053-5		34.51	(0.01)	34.50
7281-022-054	7281-022-054-4		217.77	(0.01)	217.76
7281-022-056	7281-022-056-2		216.48	0.00	216.48
7281-022-057	7281-022-057-1		207.91	(0.01)	207.90
7281-022-904	7281-022-904-6	Y	5,603.48	0.00	5,603.48
7281-023-001	7281-023-001-6		854.85	(0.01)	854.84
7281-023-002	7281-023-002-5		854.85	(0.01)	854.84
7281-023-003	7281-023-003-4		839.00	0.00	839.00
7281-023-004	7281-023-004-3		1,706.37	(0.01)	1,706.36
7281-023-005	7281-023-005-2		6,599.05	(0.01)	6,599.04
7281-023-006	7281-023-006-1		740.39	(0.01)	740.38
7281-023-007	7281-023-007-0		1,269.69	(0.01)	1,269.68
7281-023-008	7281-023-008-9		730.54	0.00	730.54
7281-023-009	7281-023-009-8		1,269.69	(0.01)	1,269.68
7281-023-010	7281-023-010-5		941.45	(0.01)	941.44
7281-023-011	7281-023-011-4		1,314.00	0.00	1,314.00
7281-023-013	7281-023-013-2		2,233.45	(0.01)	2,233.44
7281-023-019	7281-023-019-6		68.57	(0.01)	68.56
7281-023-020	7281-023-020-3		59.15	(0.01)	59.14
7281-023-021	7281-023-021-2		30.86	0.00	30.86
7281-023-022	7281-023-022-1		31.72	0.00	31.72
7281-023-023	7281-023-023-0		46.29	(0.01)	46.28
7281-023-024	7281-023-024-9		33.43	(0.01)	33.42
7281-023-025	7281-023-025-8		52.29	(0.01)	52.28
7281-023-026	7281-023-026-7		65.15	(0.01)	65.14
7281-023-027	7281-023-027-6		61.72	0.00	61.72
7281-023-028	7281-023-028-5		28.29	(0.01)	28.28
7281-023-029	7281-023-029-4		31.72	0.00	31.72
7281-023-030	7281-023-030-1		30.86	0.00	30.86
7281-023-031	7281-023-031-0		31.72	0.00	31.72
7281-023-032	7281-023-032-9		38.57	(0.01)	38.56
7281-023-033	7281-023-033-8		33.43	(0.01)	33.42
7281-023-034	7281-023-034-7		50.57	(0.01)	50.56



**City of Long Beach**  
**Downtown Long Beach Business Improvement District**  
**Final Billing Detail Report for Fiscal Year 2018/19**

Account ID	Property ID	DB	Levy	Other	Total
7281-023-035	7281-023-035-6		70.29	(0.01)	70.28
7281-023-036	7281-023-036-5		60.86	0.00	60.86
7281-023-037	7281-023-037-4		28.29	(0.01)	28.28
7281-023-038	7281-023-038-3		31.72	0.00	31.72
7281-023-039	7281-023-039-2		30.86	0.00	30.86
7281-023-040	7281-023-040-9		31.72	0.00	31.72
7281-023-041	7281-023-041-8		38.57	(0.01)	38.56
7281-023-042	7281-023-042-7		33.43	(0.01)	33.42
7281-023-043	7281-023-043-6		50.57	(0.01)	50.56
7281-023-044	7281-023-044-5		71.15	(0.01)	71.14
7281-023-045	7281-023-045-4		60.86	0.00	60.86
7281-023-046	7281-023-046-3		29.14	0.00	29.14
7281-023-047	7281-023-047-2		31.72	0.00	31.72
7281-023-048	7281-023-048-1		31.72	0.00	31.72
7281-023-049	7281-023-049-0		30.86	0.00	30.86
7281-023-050	7281-023-050-6		38.57	(0.01)	38.56
7281-023-051	7281-023-051-5		33.43	(0.01)	33.42
7281-023-052	7281-023-052-4		50.57	(0.01)	50.56
7281-023-053	7281-023-053-3		71.15	(0.01)	71.14
7281-023-054	7281-023-054-2		60.86	0.00	60.86
7281-023-055	7281-023-055-1		29.14	0.00	29.14
7281-023-056	7281-023-056-0		31.72	0.00	31.72
7281-023-057	7281-023-057-9		30.86	0.00	30.86
7281-023-058	7281-023-058-8		31.72	0.00	31.72
7281-023-059	7281-023-059-7		38.57	(0.01)	38.56
7281-023-060	7281-023-060-4		33.43	(0.01)	33.42
7281-023-061	7281-023-061-3		50.57	(0.01)	50.56
7281-023-062	7281-023-062-2		70.29	(0.01)	70.28
7281-023-063	7281-023-063-1		60.86	0.00	60.86
7281-023-064	7281-023-064-0		29.14	0.00	29.14
7281-023-065	7281-023-065-9		31.72	0.00	31.72
7281-023-066	7281-023-066-8		30.86	0.00	30.86
7281-023-067	7281-023-067-7		31.72	0.00	31.72
7281-023-068	7281-023-068-6		38.57	(0.01)	38.56
7281-023-069	7281-023-069-5		33.43	(0.01)	33.42
7281-023-070	7281-023-070-2		50.57	(0.01)	50.56
7281-023-071	7281-023-071-1		71.15	(0.01)	71.14
7281-023-072	7281-023-072-0		61.72	0.00	61.72
7281-023-073	7281-023-073-9		29.14	0.00	29.14

**City of Long Beach**  
**Downtown Long Beach Business Improvement District**  
**Final Billing Detail Report for Fiscal Year 2018/19**

Account ID	Property ID	DB	Levy	Other	Total
7281-023-074	7281-023-074-8		31.72	0.00	31.72
7281-023-075	7281-023-075-7		30.86	0.00	30.86
7281-023-076	7281-023-076-6		31.72	0.00	31.72
7281-023-077	7281-023-077-5		38.57	(0.01)	38.56
7281-023-078	7281-023-078-4		33.43	(0.01)	33.42
7281-023-079	7281-023-079-3		50.57	(0.01)	50.56
7281-023-080	7281-023-080-0		70.29	(0.01)	70.28
7281-023-081	7281-023-081-9		60.86	0.00	60.86
7281-023-082	7281-023-082-8		29.14	0.00	29.14
7281-023-083	7281-023-083-7		31.72	0.00	31.72
7281-023-084	7281-023-084-6		30.86	0.00	30.86
7281-023-085	7281-023-085-5		31.72	0.00	31.72
7281-023-086	7281-023-086-4		38.57	(0.01)	38.56
7281-023-087	7281-023-087-3		33.43	(0.01)	33.42
7281-023-088	7281-023-088-2		50.57	(0.01)	50.56
7281-023-096	7281-023-096-2		8,137.36	0.00	8,137.36
7281-024-013	7281-024-013-0		18,276.02	0.00	18,276.02
7281-024-026	7281-024-026-5		27,581.20	0.00	27,581.20
7281-025-001	7281-025-001-1		3,647.99	(0.01)	3,647.98
7281-025-002	7281-025-002-0		854.05	(0.01)	854.04
7281-025-003	7281-025-003-9		1,328.44	0.00	1,328.44
7281-025-004	7281-025-004-8		2,167.85	(0.01)	2,167.84
7281-025-005	7281-025-005-7		1,627.36	0.00	1,627.36
7281-025-006	7281-025-006-6		528.97	(0.01)	528.96
7281-025-007	7281-025-007-5		604.44	0.00	604.44
7281-025-008	7281-025-008-4		700.59	(0.01)	700.58
7281-025-018	7281-025-018-2		83.50	0.00	83.50
7281-025-019	7281-025-019-1		64.71	(0.01)	64.70
7281-025-020	7281-025-020-8		68.07	(0.01)	68.06
7281-025-021	7281-025-021-7		64.71	(0.01)	64.70
7281-025-022	7281-025-022-6		68.07	(0.01)	68.06
7281-025-023	7281-025-023-5		63.44	0.00	63.44
7281-025-024	7281-025-024-4		80.32	0.00	80.32
7281-025-026	7281-025-026-2		64.44	0.00	64.44
7281-025-028	7281-025-028-0		64.71	(0.01)	64.70
7281-025-029	7281-025-029-9		70.79	(0.01)	70.78
7281-025-039	7281-025-039-7		459.93	(0.01)	459.92
7281-025-040	7281-025-040-4		459.93	(0.01)	459.92
7281-025-041	7281-025-041-3		27.09	(0.01)	27.08

**City of Long Beach**  
**Downtown Long Beach Business Improvement District**  
**Final Billing Detail Report for Fiscal Year 2018/19**

Account ID	Property ID	DB	Levy	Other	Total
7281-025-042	7281-025-042-2		27.09	(0.01)	27.08
7281-025-043	7281-025-043-1		29.28	0.00	29.28
7281-025-044	7281-025-044-0		29.28	0.00	29.28
7281-025-045	7281-025-045-9		29.68	0.00	29.68
7281-025-046	7281-025-046-8		29.28	0.00	29.28
7281-025-047	7281-025-047-7		29.28	0.00	29.28
7281-025-048	7281-025-048-6		29.28	0.00	29.28
7281-025-049	7281-025-049-5		20.62	0.00	20.62
7281-025-050	7281-025-050-1		19.83	(0.01)	19.82
7281-025-051	7281-025-051-0		27.58	0.00	27.58
7281-025-052	7281-025-052-9		27.58	0.00	27.58
7281-025-053	7281-025-053-8		29.28	0.00	29.28
7281-025-054	7281-025-054-7		29.28	0.00	29.28
7281-025-055	7281-025-055-6		29.68	0.00	29.68
7281-025-056	7281-025-056-5		29.28	0.00	29.28
7281-025-057	7281-025-057-4		29.28	0.00	29.28
7281-025-058	7281-025-058-3		29.28	0.00	29.28
7281-025-059	7281-025-059-2		20.62	0.00	20.62
7281-025-060	7281-025-060-9		21.22	0.00	21.22
7281-025-061	7281-025-061-8		27.58	0.00	27.58
7281-025-062	7281-025-062-7		27.58	0.00	27.58
7281-025-063	7281-025-063-6		29.28	0.00	29.28
7281-025-064	7281-025-064-5		29.28	0.00	29.28
7281-025-065	7281-025-065-4		29.68	0.00	29.68
7281-025-066	7281-025-066-3		29.28	0.00	29.28
7281-025-067	7281-025-067-2		29.28	0.00	29.28
7281-025-068	7281-025-068-1		29.28	0.00	29.28
7281-025-069	7281-025-069-0		20.62	0.00	20.62
7281-025-070	7281-025-070-7		21.22	0.00	21.22
7281-025-071	7281-025-071-6		37.12	0.00	37.12
7281-025-072	7281-025-072-5		37.12	0.00	37.12
7281-025-073	7281-025-073-4		30.22	0.00	30.22
7281-025-074	7281-025-074-3		30.22	0.00	30.22
7281-025-075	7281-025-075-2		30.22	0.00	30.22
7281-025-076	7281-025-076-1		30.22	0.00	30.22
7281-025-077	7281-025-077-0		30.22	0.00	30.22
7281-025-078	7281-025-078-9		30.22	0.00	30.22
7281-025-079	7281-025-079-8		30.22	0.00	30.22
7281-025-080	7281-025-080-5		30.22	0.00	30.22

**City of Long Beach**  
**Downtown Long Beach Business Improvement District**  
**Final Billing Detail Report for Fiscal Year 2018/19**

Account ID	Property ID	DB	Levy	Other	Total
7281-025-081	7281-025-081-4		28.57	(0.01)	28.56
7281-025-082	7281-025-082-3		28.57	(0.01)	28.56
7281-025-244	7281-025-244-8		40.86	0.00	40.86
7281-025-245	7281-025-245-7		42.93	(0.01)	42.92
7281-025-246	7281-025-246-6		55.26	0.00	55.26
7281-025-247	7281-025-247-5		55.26	0.00	55.26
7281-025-248	7281-025-248-4		61.51	(0.01)	61.50
7281-025-249	7281-025-249-3		61.51	(0.01)	61.50
7281-025-250	7281-025-250-9		61.51	(0.01)	61.50
7281-025-251	7281-025-251-8		55.99	(0.01)	55.98
7281-025-252	7281-025-252-7		55.99	(0.01)	55.98
7281-025-253	7281-025-253-6		62.24	0.00	62.24
7281-025-254	7281-025-254-5		62.24	0.00	62.24
7281-025-255	7281-025-255-4		62.24	0.00	62.24
7281-025-256	7281-025-256-3		90.35	(0.01)	90.34
7281-025-257	7281-025-257-2		90.35	(0.01)	90.34
7281-025-258	7281-025-258-1		62.24	0.00	62.24
7281-025-259	7281-025-259-0		62.24	0.00	62.24
7281-025-260	7281-025-260-7		62.24	0.00	62.24
7281-025-261	7281-025-261-6		13,436.96	0.00	13,436.96
7281-025-262	7281-025-262-5		63.46	0.00	63.46
7281-025-263	7281-025-263-4		64.71	(0.01)	64.70
7281-026-030	7281-026-030-4		35,511.42	0.00	35,511.42
7281-026-031	7281-026-031-3		43,792.03	(0.01)	43,792.02
7281-027-001	7281-027-001-7		55.43	(0.01)	55.42
7281-027-002	7281-027-002-6		58.15	(0.01)	58.14
7281-027-003	7281-027-003-5		26.67	(0.01)	26.66
7281-027-004	7281-027-004-4		37.52	0.00	37.52
7281-027-005	7281-027-005-3		23.79	(0.01)	23.78
7281-027-006	7281-027-006-2		23.73	(0.01)	23.72
7281-027-007	7281-027-007-1		25.77	(0.01)	25.76
7281-027-008	7281-027-008-0		21.92	0.00	21.92
7281-027-009	7281-027-009-9		29.78	0.00	29.78
7281-027-010	7281-027-010-6		45.49	(0.01)	45.48
7281-027-011	7281-027-011-5		25.31	(0.01)	25.30
7281-027-012	7281-027-012-4		37.24	0.00	37.24
7281-027-013	7281-027-013-3		39.72	0.00	39.72
7281-027-014	7281-027-014-2		35.88	0.00	35.88
7281-027-015	7281-027-015-1		55.43	(0.01)	55.42

City of Long Beach  
Downtown Long Beach Business Improvement District  
Final Billing Detail Report for Fiscal Year 2018/19

Account ID	Property ID	DB	Levy	Other	Total
7281-027-016	7281-027-016-0		58.15	(0.01)	58.14
7281-027-017	7281-027-017-9		26.67	(0.01)	26.66
7281-027-018	7281-027-018-8		37.52	0.00	37.52
7281-027-019	7281-027-019-7		23.79	(0.01)	23.78
7281-027-020	7281-027-020-4		23.73	(0.01)	23.72
7281-027-021	7281-027-021-3		25.77	(0.01)	25.76
7281-027-022	7281-027-022-2		21.92	0.00	21.92
7281-027-023	7281-027-023-1		29.78	0.00	29.78
7281-027-024	7281-027-024-0		22.49	(0.01)	22.48
7281-027-025	7281-027-025-9		45.49	(0.01)	45.48
7281-027-026	7281-027-026-8		25.31	(0.01)	25.30
7281-027-027	7281-027-027-7		20.85	(0.01)	20.84
7281-027-028	7281-027-028-6		39.72	0.00	39.72
7281-027-029	7281-027-029-5		35.88	0.00	35.88
7281-027-030	7281-027-030-2		55.43	(0.01)	55.42
7281-027-031	7281-027-031-1		58.15	(0.01)	58.14
7281-027-032	7281-027-032-0		26.67	(0.01)	26.66
7281-027-033	7281-027-033-9		37.52	0.00	37.52
7281-027-034	7281-027-034-8		23.79	(0.01)	23.78
7281-027-035	7281-027-035-7		23.73	(0.01)	23.72
7281-027-036	7281-027-036-6		25.77	(0.01)	25.76
7281-027-037	7281-027-037-5		21.92	0.00	21.92
7281-027-038	7281-027-038-4		29.78	0.00	29.78
7281-027-039	7281-027-039-3		22.49	(0.01)	22.48
7281-027-040	7281-027-040-0		45.49	(0.01)	45.48
7281-027-041	7281-027-041-9		25.31	(0.01)	25.30
7281-027-042	7281-027-042-8		20.85	(0.01)	20.84
7281-027-043	7281-027-043-7		39.72	0.00	39.72
7281-027-044	7281-027-044-6		35.88	0.00	35.88
7281-027-045	7281-027-045-5		55.43	(0.01)	55.42
7281-027-046	7281-027-046-4		58.15	(0.01)	58.14
7281-027-047	7281-027-047-3		26.67	(0.01)	26.66
7281-027-048	7281-027-048-2		37.52	0.00	37.52
7281-027-049	7281-027-049-1		23.79	(0.01)	23.78
7281-027-050	7281-027-050-7		23.73	(0.01)	23.72
7281-027-051	7281-027-051-6		25.77	(0.01)	25.76
7281-027-052	7281-027-052-5		21.92	0.00	21.92
7281-027-053	7281-027-053-4		29.78	0.00	29.78
7281-027-054	7281-027-054-3		22.49	(0.01)	22.48

**City of Long Beach**  
**Downtown Long Beach Business Improvement District**  
**Final Billing Detail Report for Fiscal Year 2018/19**

Account ID	Property ID	DB	Levy	Other	Total
7281-027-055	7281-027-055-2		45.49	(0.01)	45.48
7281-027-056	7281-027-056-1		25.31	(0.01)	25.30
7281-027-057	7281-027-057-0		20.85	(0.01)	20.84
7281-027-058	7281-027-058-9		39.72	0.00	39.72
7281-027-059	7281-027-059-8		35.88	0.00	35.88
7281-027-060	7281-027-060-5		55.43	(0.01)	55.42
7281-027-061	7281-027-061-4		58.15	(0.01)	58.14
7281-027-062	7281-027-062-3		26.67	(0.01)	26.66
7281-027-063	7281-027-063-2		37.52	0.00	37.52
7281-027-064	7281-027-064-1		23.79	(0.01)	23.78
7281-027-065	7281-027-065-0		23.73	(0.01)	23.72
7281-027-066	7281-027-066-9		25.77	(0.01)	25.76
7281-027-067	7281-027-067-8		21.92	0.00	21.92
7281-027-068	7281-027-068-7		29.78	0.00	29.78
7281-027-069	7281-027-069-6		22.49	(0.01)	22.48
7281-027-070	7281-027-070-3		45.49	(0.01)	45.48
7281-027-071	7281-027-071-2		25.31	(0.01)	25.30
7281-027-072	7281-027-072-1		20.85	(0.01)	20.84
7281-027-073	7281-027-073-0		39.72	0.00	39.72
7281-027-074	7281-027-074-9		35.88	0.00	35.88
7281-027-075	7281-027-075-8		55.43	(0.01)	55.42
7281-027-076	7281-027-076-7		58.15	(0.01)	58.14
7281-027-077	7281-027-077-6		26.67	(0.01)	26.66
7281-027-078	7281-027-078-5		37.52	0.00	37.52
7281-027-079	7281-027-079-4		23.79	(0.01)	23.78
7281-027-080	7281-027-080-1		23.73	(0.01)	23.72
7281-027-081	7281-027-081-0		25.77	(0.01)	25.76
7281-027-082	7281-027-082-9		21.92	0.00	21.92
7281-027-083	7281-027-083-8		29.78	0.00	29.78
7281-027-084	7281-027-084-7		22.49	(0.01)	22.48
7281-027-085	7281-027-085-6		45.49	(0.01)	45.48
7281-027-086	7281-027-086-5		25.31	(0.01)	25.30
7281-027-087	7281-027-087-4		20.85	(0.01)	20.84
7281-027-088	7281-027-088-3		39.72	0.00	39.72
7281-027-089	7281-027-089-2		35.88	0.00	35.88
7281-027-090	7281-027-090-9		55.43	(0.01)	55.42
7281-027-091	7281-027-091-8		58.15	(0.01)	58.14
7281-027-092	7281-027-092-7		26.67	(0.01)	26.66
7281-027-093	7281-027-093-6		37.52	0.00	37.52

**City of Long Beach**  
**Downtown Long Beach Business Improvement District**  
**Final Billing Detail Report for Fiscal Year 2018/19**

Account ID	Property ID	DB	Levy	Other	Total
7281-027-094	7281-027-094-5		23.79	(0.01)	23.78
7281-027-095	7281-027-095-4		23.73	(0.01)	23.72
7281-027-096	7281-027-096-3		25.77	(0.01)	25.76
7281-027-097	7281-027-097-2		21.92	0.00	21.92
7281-027-098	7281-027-098-1		29.78	0.00	29.78
7281-027-099	7281-027-099-0		22.49	(0.01)	22.48
7281-027-100	7281-027-100-7		45.49	(0.01)	45.48
7281-027-101	7281-027-101-6		25.31	(0.01)	25.30
7281-027-102	7281-027-102-5		20.85	(0.01)	20.84
7281-027-103	7281-027-103-4		39.72	0.00	39.72
7281-027-104	7281-027-104-3		35.88	0.00	35.88
7281-027-105	7281-027-105-2		55.43	(0.01)	55.42
7281-027-106	7281-027-106-1		58.15	(0.01)	58.14
7281-027-107	7281-027-107-0		26.67	(0.01)	26.66
7281-027-108	7281-027-108-9		37.52	0.00	37.52
7281-027-109	7281-027-109-8		23.79	(0.01)	23.78
7281-027-110	7281-027-110-5		23.73	(0.01)	23.72
7281-027-111	7281-027-111-4		25.77	(0.01)	25.76
7281-027-112	7281-027-112-3		21.92	0.00	21.92
7281-027-113	7281-027-113-2		29.78	0.00	29.78
7281-027-114	7281-027-114-1		22.49	(0.01)	22.48
7281-027-115	7281-027-115-0		45.49	(0.01)	45.48
7281-027-116	7281-027-116-9		25.31	(0.01)	25.30
7281-027-117	7281-027-117-8		20.85	(0.01)	20.84
7281-027-118	7281-027-118-7		39.72	0.00	39.72
7281-027-119	7281-027-119-6		35.88	0.00	35.88
7281-027-120	7281-027-120-3		55.43	(0.01)	55.42
7281-027-121	7281-027-121-2		58.15	(0.01)	58.14
7281-027-122	7281-027-122-1		26.67	(0.01)	26.66
7281-027-123	7281-027-123-0		37.52	0.00	37.52
7281-027-124	7281-027-124-9		23.79	(0.01)	23.78
7281-027-125	7281-027-125-8		23.73	(0.01)	23.72
7281-027-126	7281-027-126-7		25.77	(0.01)	25.76
7281-027-127	7281-027-127-6		21.92	0.00	21.92
7281-027-128	7281-027-128-5		29.78	0.00	29.78
7281-027-129	7281-027-129-4		22.49	(0.01)	22.48
7281-027-130	7281-027-130-1		45.49	(0.01)	45.48
7281-027-131	7281-027-131-0		25.31	(0.01)	25.30
7281-027-132	7281-027-132-9		20.85	(0.01)	20.84

**City of Long Beach  
Downtown Long Beach Business Improvement District  
Final Billing Detail Report for Fiscal Year 2018/19**

Account ID	Property ID	DB	Levy	Other	Total
7281-027-133	7281-027-133-8		39.72	0.00	39.72
7281-027-134	7281-027-134-7		35.88	0.00	35.88
7281-027-135	7281-027-135-6		55.43	(0.01)	55.42
7281-027-136	7281-027-136-5		58.15	(0.01)	58.14
7281-027-137	7281-027-137-4		26.67	(0.01)	26.66
7281-027-138	7281-027-138-3		37.52	0.00	37.52
7281-027-139	7281-027-139-2		23.79	(0.01)	23.78
7281-027-140	7281-027-140-9		23.73	(0.01)	23.72
7281-027-141	7281-027-141-8		25.77	(0.01)	25.76
7281-027-142	7281-027-142-7		21.92	0.00	21.92
7281-027-143	7281-027-143-6		29.78	0.00	29.78
7281-027-144	7281-027-144-5		22.49	(0.01)	22.48
7281-027-145	7281-027-145-4		45.49	(0.01)	45.48
7281-027-146	7281-027-146-3		25.31	(0.01)	25.30
7281-027-147	7281-027-147-2		20.85	(0.01)	20.84
7281-027-148	7281-027-148-1		39.72	0.00	39.72
7281-027-149	7281-027-149-0		35.88	0.00	35.88
7281-027-150	7281-027-150-6		55.43	(0.01)	55.42
7281-027-151	7281-027-151-5		58.15	(0.01)	58.14
7281-027-152	7281-027-152-4		26.56	0.00	26.56
7281-027-153	7281-027-153-3		37.52	0.00	37.52
7281-027-154	7281-027-154-2		23.79	(0.01)	23.78
7281-027-155	7281-027-155-1		23.73	(0.01)	23.72
7281-027-156	7281-027-156-0		25.77	(0.01)	25.76
7281-027-157	7281-027-157-9		21.92	0.00	21.92
7281-027-158	7281-027-158-8		29.78	0.00	29.78
7281-027-159	7281-027-159-7		45.49	(0.01)	45.48
7281-028-001	7281-028-001-5		40.39	(0.01)	40.38
7281-028-002	7281-028-002-4		40.39	(0.01)	40.38
7281-028-003	7281-028-003-3		40.39	(0.01)	40.38
7281-028-004	7281-028-004-2		40.39	(0.01)	40.38
7281-028-005	7281-028-005-1		29.56	0.00	29.56
7281-028-006	7281-028-006-0		24.14	0.00	24.14
7281-028-007	7281-028-007-9		35.96	0.00	35.96
7281-028-008	7281-028-008-8		35.96	0.00	35.96
7281-028-009	7281-028-009-7		24.14	0.00	24.14
7281-028-010	7281-028-010-4		29.56	0.00	29.56
7281-028-011	7281-028-011-3		40.39	(0.01)	40.38
7281-028-012	7281-028-012-2		40.39	(0.01)	40.38



**City of Long Beach**  
**Downtown Long Beach Business Improvement District**  
**Final Billing Detail Report for Fiscal Year 2018/19**

Account ID	Property ID	DB	Levy	Other	Total
7281-028-013	7281-028-013-1		29.56	0.00	29.56
7281-028-014	7281-028-014-0		24.14	0.00	24.14
7281-028-015	7281-028-015-9		35.96	0.00	35.96
7281-028-016	7281-028-016-8		35.96	0.00	35.96
7281-028-017	7281-028-017-7		24.14	0.00	24.14
7281-028-018	7281-028-018-6		29.56	0.00	29.56
7281-028-019	7281-028-019-5		40.39	(0.01)	40.38
7281-028-020	7281-028-020-2		40.39	(0.01)	40.38
7281-028-021	7281-028-021-1		29.56	0.00	29.56
7281-028-022	7281-028-022-0		24.14	0.00	24.14
7281-028-023	7281-028-023-9		35.96	0.00	35.96
7281-028-024	7281-028-024-8		35.96	0.00	35.96
7281-028-025	7281-028-025-7		24.14	0.00	24.14
7281-028-026	7281-028-026-6		29.56	0.00	29.56
7281-028-027	7281-028-027-5		40.39	(0.01)	40.38
7281-028-028	7281-028-028-4		40.39	(0.01)	40.38
7281-028-029	7281-028-029-3		29.56	0.00	29.56
7281-028-030	7281-028-030-0		24.14	0.00	24.14
7281-028-031	7281-028-031-9		35.96	0.00	35.96
7281-028-032	7281-028-032-8		35.96	0.00	35.96
7281-028-033	7281-028-033-7		24.14	0.00	24.14
7281-028-034	7281-028-034-6		29.56	0.00	29.56
7281-028-035	7281-028-035-5		40.39	(0.01)	40.38
7281-028-036	7281-028-036-4		40.39	(0.01)	40.38
7281-028-037	7281-028-037-3		29.56	0.00	29.56
7281-028-038	7281-028-038-2		24.14	0.00	24.14
7281-028-039	7281-028-039-1		35.96	0.00	35.96
7281-028-040	7281-028-040-8		35.96	0.00	35.96
7281-028-041	7281-028-041-7		24.14	0.00	24.14
7281-028-042	7281-028-042-6		29.56	0.00	29.56
7281-028-043	7281-028-043-5		40.39	(0.01)	40.38
7281-028-044	7281-028-044-4		40.39	(0.01)	40.38
7281-028-045	7281-028-045-3		29.56	0.00	29.56
7281-028-046	7281-028-046-2		24.14	0.00	24.14
7281-028-047	7281-028-047-1		35.96	0.00	35.96
7281-028-048	7281-028-048-0		35.96	0.00	35.96
7281-028-049	7281-028-049-9		24.14	0.00	24.14
7281-028-050	7281-028-050-5		29.56	0.00	29.56
7281-028-051	7281-028-051-4		40.39	(0.01)	40.38

**City of Long Beach**  
**Downtown Long Beach Business Improvement District**  
**Final Billing Detail Report for Fiscal Year 2018/19**

Account ID	Property ID	DB	Levy	Other	Total
7281-028-052	7281-028-052-3		40.39	(0.01)	40.38
7281-028-053	7281-028-053-2		29.56	0.00	29.56
7281-028-054	7281-028-054-1		24.14	0.00	24.14
7281-028-055	7281-028-055-0		35.96	0.00	35.96
7281-028-056	7281-028-056-9		35.96	0.00	35.96
7281-028-057	7281-028-057-8		24.14	0.00	24.14
7281-028-058	7281-028-058-7		29.56	0.00	29.56
7281-028-059	7281-028-059-6		40.39	(0.01)	40.38
7281-028-060	7281-028-060-3		40.39	(0.01)	40.38
7281-028-061	7281-028-061-2		29.56	0.00	29.56
7281-028-062	7281-028-062-1		24.14	0.00	24.14
7281-028-063	7281-028-063-0		35.96	0.00	35.96
7281-028-064	7281-028-064-9		60.10	0.00	60.10
7281-028-065	7281-028-065-8		29.56	0.00	29.56
7281-028-066	7281-028-066-7		40.39	(0.01)	40.38
7281-028-067	7281-028-067-6		40.39	(0.01)	40.38
7281-028-068	7281-028-068-5		29.56	0.00	29.56
7281-028-069	7281-028-069-4		24.14	0.00	24.14
7281-028-070	7281-028-070-1		35.96	0.00	35.96
7281-028-071	7281-028-071-0		35.96	0.00	35.96
7281-028-072	7281-028-072-9		24.14	0.00	24.14
7281-028-073	7281-028-073-8		29.56	0.00	29.56
7281-028-074	7281-028-074-7		40.39	(0.01)	40.38
7281-028-075	7281-028-075-6		40.39	(0.01)	40.38
7281-028-076	7281-028-076-5		29.56	0.00	29.56
7281-028-077	7281-028-077-4		24.14	0.00	24.14
7281-028-078	7281-028-078-3		35.96	0.00	35.96
7281-028-079	7281-028-079-2		35.96	0.00	35.96
7281-028-080	7281-028-080-9		24.14	0.00	24.14
7281-028-081	7281-028-081-8		29.56	0.00	29.56
7281-028-082	7281-028-082-7		40.39	(0.01)	40.38
7281-028-083	7281-028-083-6		40.39	(0.01)	40.38
7281-028-084	7281-028-084-5		29.56	0.00	29.56
7281-028-085	7281-028-085-4		24.14	0.00	24.14
7281-028-086	7281-028-086-3		35.96	0.00	35.96
7281-028-087	7281-028-087-2		35.96	0.00	35.96
7281-028-088	7281-028-088-1		24.14	0.00	24.14
7281-028-089	7281-028-089-0		29.56	0.00	29.56
7281-028-090	7281-028-090-7		40.39	(0.01)	40.38

**City of Long Beach**  
**Downtown Long Beach Business Improvement District**  
**Final Billing Detail Report for Fiscal Year 2018/19**

Account ID	Property ID	DB	Levy	Other	Total
7281-028-091	7281-028-091-6		40.39	(0.01)	40.38
7281-028-092	7281-028-092-5		29.56	0.00	29.56
7281-028-093	7281-028-093-4		24.14	0.00	24.14
7281-028-094	7281-028-094-3		35.96	0.00	35.96
7281-028-095	7281-028-095-2		35.96	0.00	35.96
7281-028-096	7281-028-096-1		24.14	0.00	24.14
7281-028-097	7281-028-097-0		29.56	0.00	29.56
7281-028-098	7281-028-098-9		40.39	(0.01)	40.38
7281-028-099	7281-028-099-8		40.39	(0.01)	40.38
7281-028-100	7281-028-100-5		29.56	0.00	29.56
7281-028-101	7281-028-101-4		24.14	0.00	24.14
7281-028-102	7281-028-102-3		35.96	0.00	35.96
7281-028-103	7281-028-103-2		35.96	0.00	35.96
7281-028-104	7281-028-104-1		24.14	0.00	24.14
7281-028-105	7281-028-105-0		29.56	0.00	29.56
7281-028-106	7281-028-106-9		40.39	(0.01)	40.38
7281-028-107	7281-028-107-8		40.39	(0.01)	40.38
7281-028-108	7281-028-108-7		29.56	0.00	29.56
7281-028-109	7281-028-109-6		24.14	0.00	24.14
7281-028-110	7281-028-110-3		35.96	0.00	35.96
7281-028-111	7281-028-111-2		35.96	0.00	35.96
7281-028-112	7281-028-112-1		24.14	0.00	24.14
7281-028-113	7281-028-113-0		29.56	0.00	29.56
7281-028-114	7281-028-114-9		40.39	(0.01)	40.38
7281-028-115	7281-028-115-8		40.39	(0.01)	40.38
7281-028-116	7281-028-116-7		29.56	0.00	29.56
7281-028-117	7281-028-117-6		24.14	0.00	24.14
7281-028-118	7281-028-118-5		35.96	0.00	35.96
7281-028-119	7281-028-119-4		35.96	0.00	35.96
7281-028-120	7281-028-120-1		24.14	0.00	24.14
7281-028-121	7281-028-121-0		29.56	0.00	29.56
7281-028-122	7281-028-122-9		40.39	(0.01)	40.38
7281-028-123	7281-028-123-8		40.39	(0.01)	40.38
7281-028-124	7281-028-124-7		29.56	0.00	29.56
7281-028-125	7281-028-125-6		24.14	0.00	24.14
7281-028-126	7281-028-126-5		35.96	0.00	35.96
7281-028-127	7281-028-127-4		35.96	0.00	35.96
7281-028-128	7281-028-128-3		24.14	0.00	24.14
7281-028-129	7281-028-129-2		29.56	0.00	29.56

**City of Long Beach**  
**Downtown Long Beach Business Improvement District**  
**Final Billing Detail Report for Fiscal Year 2018/19**

Account ID	Property ID	DB	Levy	Other	Total
7281-028-130	7281-028-130-9		40.39	(0.01)	40.38
7281-028-131	7281-028-131-8		40.39	(0.01)	40.38
7281-028-132	7281-028-132-7		29.56	0.00	29.56
7281-028-133	7281-028-133-6		24.14	0.00	24.14
7281-028-134	7281-028-134-5		35.96	0.00	35.96
7281-028-135	7281-028-135-4		35.96	0.00	35.96
7281-028-136	7281-028-136-3		24.14	0.00	24.14
7281-028-137	7281-028-137-2		29.56	0.00	29.56
7281-028-138	7281-028-138-1		40.39	(0.01)	40.38
7281-028-139	7281-028-139-0		40.39	(0.01)	40.38
7281-028-140	7281-028-140-7		29.56	0.00	29.56
7281-028-141	7281-028-141-6		24.14	0.00	24.14
7281-028-142	7281-028-142-5		35.96	0.00	35.96
7281-028-143	7281-028-143-4		35.96	0.00	35.96
7281-028-144	7281-028-144-3		24.14	0.00	24.14
7281-028-145	7281-028-145-2		29.56	0.00	29.56
7281-028-146	7281-028-146-1		40.39	(0.01)	40.38
7281-028-147	7281-028-147-0		40.39	(0.01)	40.38
7281-028-148	7281-028-148-9		29.56	0.00	29.56
7281-028-149	7281-028-149-8		24.14	0.00	24.14
7281-028-150	7281-028-150-4		35.96	0.00	35.96
7281-028-151	7281-028-151-3		35.96	0.00	35.96
7281-028-152	7281-028-152-2		24.14	0.00	24.14
7281-028-153	7281-028-153-1		29.56	0.00	29.56
7281-028-154	7281-028-154-0		40.39	(0.01)	40.38
7281-028-155	7281-028-155-9		40.39	(0.01)	40.38
7281-028-156	7281-028-156-8		29.56	0.00	29.56
7281-028-157	7281-028-157-7		24.14	0.00	24.14
7281-028-158	7281-028-158-6		35.96	0.00	35.96
7281-028-159	7281-028-159-5		35.96	0.00	35.96
7281-028-160	7281-028-160-2		24.14	0.00	24.14
7281-028-161	7281-028-161-1		29.56	0.00	29.56
7281-028-162	7281-028-162-0		83.25	(0.01)	83.24
7281-028-163	7281-028-163-9		83.25	(0.01)	83.24
<b>3817 Accounts</b>			<b>\$2,637,655.89</b>	<b>(\$19.45)</b>	<b>\$2,637,636.44</b>

City of Long Beach - Downtown PBID

Exhibit C

Direct Bill Listing FY 2018/19

City-Owned

APN	Owner	2018/19 Levy
7266-006-900	LONG BEACH CITY	\$964.52
7278-003-932	LONG BEACH CITY	12,793.12
7278-004-905	LONG BEACH CITY	6,897.48
7278-005-913	LONG BEACH CITY	4,360.28
7278-005-914	LONG BEACH CITY	1,467.58
7278-005-915	LONG BEACH CITY	216.58
7278-005-919	LONG BEACH CITY	1,662.20
7278-007-922	LONG BEACH CITY	16,397.58
7278-007-924	LONG BEACH CITY	18,268.76
7278-007-925	LONG BEACH CITY	2,999.14
7278-007-926	LONG BEACH CITY	195.22
7278-007-927	LONG BEACH CITY	19.86
7278-007-928	LONG BEACH CITY	7,947.48
7278-008-909	LONG BEACH CITY	11,967.74
7278-008-926	LONG BEACH CITY	9,421.48
7278-009-923	LONG BEACH CITY	10,429.46
7278-010-914 (1)	LONG BEACH CITY	85,658.16
7278-010-919	LONG BEACH CITY	47,554.02
7278-010-925 (1)	LONG BEACH CITY	69,599.74
7278-015-955	LONG BEACH CITY	25,068.70
7278-017-934	LONG BEACH CITY	4,758.72
7278-017-935	LONG BEACH CITY	7,043.56
7280-005-918	LONG BEACH CITY	28,803.80
7280-005-919	LONG BEACH CITY	28,811.76
7280-005-921	LONG BEACH CITY	12,067.48
7280-005-922	LONG BEACH CITY	3,976.36
7280-005-923	LONG BEACH CITY	606.56
7280-005-924	LONG BEACH CITY	1,487.28
7280-016-900	LONG BEACH CITY	2,734.82
7280-016-901	LONG BEACH CITY	2,033.90
7280-016-902	LONG BEACH CITY	941.60
7280-016-903	LONG BEACH CITY	941.60
7280-016-904	LONG BEACH CITY	4,364.02
7280-016-905	LONG BEACH CITY	1,328.44
7280-016-906	LONG BEACH CITY	863.38
7280-020-902	LONG BEACH CITY	2,401.38
7280-020-903	LONG BEACH CITY	797.06
7280-020-908	LONG BEACH CITY	1,317.52
7280-020-909	LONG BEACH CITY	1,317.52
7280-020-910	LONG BEACH CITY	1,317.52
7280-020-911	LONG BEACH CITY	3,064.48
7280-020-912	LONG BEACH CITY	5,937.50

**City of Long Beach - Downtown PBID**  
**Direct Bill Listing FY 2018/19**  
**City-Owned**

Exhibit C

APN	Owner	2018/19 Levy
7280-020-913	LONG BEACH CITY	90.64
7280-020-915	LONG BEACH CITY	963.04
7280-025-900	LONG BEACH CITY	15,666.60
7280-025-902	LONG BEACH CITY	45,650.36
7280-028-900	LONG BEACH CITY	1,430.42
7280-028-901	LONG BEACH CITY	3,268.02
7280-028-902	LONG BEACH CITY	1,328.98
7280-028-903	LONG BEACH CITY	3,202.54
7280-028-909	LONG BEACH CITY	715.20
7280-028-917	LONG BEACH CITY	2,680.24
7280-028-922	LONG BEACH CITY	1,581.38
7280-028-923	LONG BEACH CITY	1,526.84
7281-017-902	LONG BEACH CITY	4,225.00
7281-017-903	LONG BEACH CITY	1,819.42
7281-017-904	LONG BEACH CITY	458.38
7281-017-905	LONG BEACH CITY	470.70
7281-017-906	LONG BEACH CITY	1,420.66
7281-017-911	LONG BEACH CITY	402.50
7281-017-912	LONG BEACH CITY	402.50
7281-017-913	LONG BEACH CITY	1,787.38
7281-017-914	LONG BEACH CITY	941.60
7281-017-915	LONG BEACH CITY	6,451.72
7281-017-918	LONG BEACH CITY	3,295.60
7281-019-902	LONG BEACH CITY	470.80
<b>Totals</b>	<b>66 parcels</b>	<b>\$551,055.88</b>

(1) DDR is billed for the installments on parcels 7278-010-914 and 7278-010-925. The 2018/19 levy amount for these parcels totals \$155,257.90. Therefore, the net levy payable by the City of Long Beach equals \$395,797.98. Prior to the 2018/19 levy, the City took over operations of the Pike Parking Garage on APN 7278-010-919.

**City of Long Beach - Downtown PBID**

Exhibit C

**Direct Bill Listing FY 2018/19**

**Successor Agency-Owned**

<b>APN</b>	<b>Owner</b>	<b>2018/19 Levy</b>
7281-022-904	SUCCESSOR AGENCY TO LONG BEACH RDA	\$5,603.48

City of Long Beach - Downtown PBID

Exhibit C

Direct Bill Listing FY 2018/19

Non-City, Non-SA-Owned

APN	Owner	2018/19 Levy
7278-015-944	STATE OF CALIFORNIA	\$18,177.62
7278-015-950	U S GOVT	22,892.20
7278-019-900	JUDICIAL COUNCIL OF CALIFORNIA	24,879.90
7278-019-901	JUDICIAL COUNCIL OF CALIFORNIA	186.26
7278-019-902	JUDICIAL COUNCIL OF CALIFORNIA	372.54
7278-019-903	JUDICIAL COUNCIL OF CALIFORNIA	139.70
7278-019-905	JUDICIAL COUNCIL OF CALIFORNIA	566.48
7278-019-906	JUDICIAL COUNCIL OF CALIFORNIA	566.48
7278-019-908	JUDICIAL COUNCIL OF CALIFORNIA	93.14
7278-019-912	JUDICIAL COUNCIL OF CALIFORNIA	740.42
7278-019-913	JUDICIAL COUNCIL OF CALIFORNIA	89.40
7278-019-914	JUDICIAL COUNCIL OF CALIFORNIA	111.76
7278-019-915	JUDICIAL COUNCIL OF CALIFORNIA	1,661.06
7278-019-916	JUDICIAL COUNCIL OF CALIFORNIA	39.74
7278-019-917	JUDICIAL COUNCIL OF CALIFORNIA	731.98
7278-019-918	JUDICIAL COUNCIL OF CALIFORNIA	77.98
7278-019-919	JUDICIAL COUNCIL OF CALIFORNIA	131.62
7278-019-920	JUDICIAL COUNCIL OF CALIFORNIA	248.36
7278-019-921	JUDICIAL COUNCIL OF CALIFORNIA	772.70
7278-019-922	JUDICIAL COUNCIL OF CALIFORNIA	124.18
7278-019-923	JUDICIAL COUNCIL OF CALIFORNIA	186.26
7278-019-924	JUDICIAL COUNCIL OF CALIFORNIA	790.28
7278-019-925	JUDICIAL COUNCIL OF CALIFORNIA	693.22
7278-019-926	JUDICIAL COUNCIL OF CALIFORNIA	372.54
7278-019-927	JUDICIAL COUNCIL OF CALIFORNIA	596.18
7278-019-928	JUDICIAL COUNCIL OF CALIFORNIA	993.28
7278-019-929	JUDICIAL COUNCIL OF CALIFORNIA	941.60
7278-019-930	JUDICIAL COUNCIL OF CALIFORNIA	377.66
7278-019-931	JUDICIAL COUNCIL OF CALIFORNIA	186.26
7278-019-932	JUDICIAL COUNCIL OF CALIFORNIA	941.60
7278-019-933	JUDICIAL COUNCIL OF CALIFORNIA	260.78
7278-019-934	JUDICIAL COUNCIL OF CALIFORNIA	404.84
7278-019-935	JUDICIAL COUNCIL OF CALIFORNIA	2,377.66
7278-019-936	JUDICIAL COUNCIL OF CALIFORNIA	140.54
7278-019-937	JUDICIAL COUNCIL OF CALIFORNIA	969.32
7278-019-938	JUDICIAL COUNCIL OF CALIFORNIA	106.80
7278-019-939	JUDICIAL COUNCIL OF CALIFORNIA	497.62
7278-019-940	JUDICIAL COUNCIL OF CALIFORNIA	815.92
7278-019-941	JUDICIAL COUNCIL OF CALIFORNIA	1.48
7278-019-942	JUDICIAL COUNCIL OF CALIFORNIA	1,955.52
7278-019-943	JUDICIAL COUNCIL OF CALIFORNIA	817.42
7278-019-944	JUDICIAL COUNCIL OF CALIFORNIA	470.80



**City of Long Beach - Downtown PBID**

**Exhibit C**

**Direct Bill Listing FY 2018/19**

**Non-City, Non-SA-Owned**

<b>APN</b>	<b>Owner</b>	<b>2018/19 Levy</b>
7278-019-945	JUDICIAL COUNCIL OF CALIFORNIA	470.80
7278-019-946	JUDICIAL COUNCIL OF CALIFORNIA	941.60
7278-019-947	JUDICIAL COUNCIL OF CALIFORNIA	81.96
7278-019-948	JUDICIAL COUNCIL OF CALIFORNIA	86.92
7278-019-949	JUDICIAL COUNCIL OF CALIFORNIA	520.04
7278-019-953	JUDICIAL COUNCIL OF CALIFORNIA	1,717.82
7278-019-954	JUDICIAL COUNCIL OF CALIFORNIA	775.20
7278-019-955	JUDICIAL COUNCIL OF CALIFORNIA	480.72
7278-019-956	JUDICIAL COUNCIL OF CALIFORNIA	480.72
7278-019-957	JUDICIAL COUNCIL OF CALIFORNIA	961.46
7278-019-958	JUDICIAL COUNCIL OF CALIFORNIA	1,538.34
7278-019-959	JUDICIAL COUNCIL OF CALIFORNIA	2,621.74
7278-019-960	JUDICIAL COUNCIL OF CALIFORNIA	4,189.12
7280-029-914	LONG BEACH PUBLIC TRANSPORTATION CO	1,103.42
7280-029-917	LONG BEACH PUBLIC TRANSPORTATION CO	666.42
7281-009-900	U S GOVT	7,649.06
7281-009-901	U S POSTAL SERVICE	4,876.80
7281-019-901	LACMTA	708.16
7281-019-903	LACMTA	237.36
<b>Totals</b>	<b>61 parcels</b>	<b>\$117,608.76</b>