






**FAMILY PETS & CHILDREN
GET CAUGHT IN TRAPS.**



**CRUEL - INHUMANE
AND BARBARIC.**





USDA
AND
TRAPPERS
USE
SNARE
TRAPS
WHICH
STRANGLES
THE ANIMAL
CAUGHT
INCLUDING
DOMESTIC
PETS.

THEY USE DOMESTIC PETS TO LURE PREDATORS IN.





**ONLY WISCONSIN PAYS FOR
HUNTING HOUNDS KILLED OR
INJURED BY WOLVES. \$2,500 EACH
WITH \$500,000 PAYOUT TO DATE .**

**COURTESY OF OUR INVESTIGATIONS UNIT,
WAITING TO BE EUTHANIZED OR SHOT,**





**This is illegal in over 85
countries worldwide.
WHY IS IT STILL
LEGAL IN THE
UNITED STATES?**



BAN TRAPPING ON PUBLIC LANDS!

You have a right to demand it!

Antifursocietyinternational.org/find-legislators.php



**In the words of the person who submitted
this (a hunter) “no living creature should
have to die like this.”**

Trap Free Montana Public Lands

A photograph of a young coyote pup sitting in a metal trap. The pup is looking towards the camera with a sad expression. The trap is set against the base of a tree trunk. The ground is covered in dark mulch or leaves.

She has **three** options:

1. Chew off her foot.
2. Bleed, freeze, or starve to death.
3. Wait to be 'dispatched'* by the trapper.



The Association for the
PROTECTION
of Fur-Bearing Animals

*Beaten, choked, shot, or stomped to death.

You have **one**...

A photograph of a coyote standing in a rocky, arid landscape. The coyote is the central focus, looking towards the right. The background consists of reddish-brown soil and scattered dark rocks. The lighting is bright, suggesting a sunny day.

**DESTRUCTIVE, AND
DANGEROUS.**

**YET YOUR SPECIES HAS
MANAGED TO DESTROY ENTIRE
ECOSYSTEMS, AND HAVE
HUNTED OTHER SPECIES INTO
EXTINCTION.**







Q: Do they only work in one direction?

A: Yes, it is one directional to achieve the correct eye threat and to enable versatile mounting arrangements for a wide range of customers.

Q: Why are there not TWO blinking "eyes" on each unit?

A: Through many years of animal behavior studies, as well as through customer experiences, it has been determined that a single flash of light is sensed as an eye, therefore a threat, of another animal or human and is very effective. A single flash seen from a distance provides a more serious threat to animals than multiple flashes on each unit.

Q: Is there some type of warranty on these units?

A: Yes. We offer a one-year warranty on the lights. If the light stops flashing, flashes intermittently or flashes weakly and you purchased the light within the past year, just return it and you will receive a new one at no charge. The units are sealed against extreme weather conditions and all internal components are silicone encased, there is no way to repair Nite Guard Solar lights. Please contact our company to receive instructions on properly returning your product under warranty protection.

We also offer an ironclad Money Back Guarantee. You can return the lights up to 90 days after their purchase. You must return them to the original place of purchase. Please contact our company to receive instructions on properly returning your product. If you are purchasing the lights from one of our dealers such as a retail store or another online entity, please be sure to check with them about their specific return policies and return timelines, as they may differ from those of Nite Guard, LLC.

Q: How do I mount the Nite Guard Solar?

A: Each unit has a tab on the top which will accept a screw or headless nail for mounting on a post or stake. Even though they are very durable, do not attempt to hammer on or jar the unit excessively as this could cause damage. You may also thread wire through this tab or use zip ties to attach the unit to fencing or use Velcro on the back of the unit.

Q: Can I buy just one Nite Guard Solar?

A: Yes, however, remember the lights are one directional and we have found that using four units to protect all four directions (North, South, East, West) is more effective as the predator will circle and come into the kill area from a direction where they do not see the flash. Night predators are smart and determined to enter your area, especially if they have already been in there. Most ground predators will attempt to approach from the direction where the lights are not flashing. Once the area is covered adequately, both for owls and ground predators, your problems are over.

Q: Will the flashing light annoy my neighbors or alarm my own livestock?

A: No. Livestock, pets and any other domestic animals ignore the flash. It is not an annoying strobe type flash therefore will not attract undue attention; however predators see it instantly because of their wary nature. Most neighbors and anyone else will believe the lights to be a security system of some kind in place and this is a secondary benefit our customers appreciate.

Q: Could I use the light as a security system?

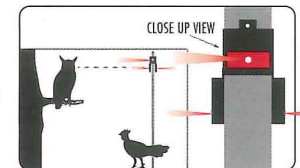
A: Yes. We have many customers using the lights at their cabins or property. The red flashing light located near an entry door or driveway gives the impression to humans that a security system is installed.

Q: Should I store the Nite Guard Solar when not in use?

A: We do recommend NOT storing the product but instead leaving the product outside and powered up year round. This will ensure the life expectancy of at least 3 years. You can use the light for another purpose and place by your doorway or end of the driveway as a security light. If you don't want to leave outside, at least place in window sill so that the light can continue to charge & flash. If you wish to block the flash, cover the LED bulb with black electrical tape but leave the solar panel exposed to the sun. If you bring the unit inside when not in use and place in an area where it cannot charge, it will power down in about two weeks but after sitting dormant for several months it may render itself unable to charge up again.

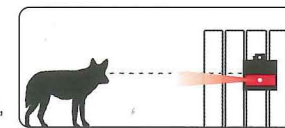
Q: What's the best way to place the lights for use against flight predators like owls/hawks?

A: For owls we recommend that you purchase 4 lights and place them on a single post located near the center of the area to be protected. In a large area (several acres) you may need two or more clusters of four lights. Put the lights 10-14 feet high on the post with each light facing a different direction. This will ensure your entire area will be covered. The lights can be seen up to 1/2 mile in the direction they are facing. If you are not located on flat ground you will need to adjust the height of the light on the post. If located on a hill adjust the lights lower as the owls may be coming from below the area being protected. If located in a valley adjust the lights higher as the owls may be coming from above. For use with purple martin houses mount the lights directly to the house itself or one foot above the house on the same post or put the lights on a separate post and place the post nearby the house. For use with guineas you may need to place the lights higher than 14 feet; put the lights at the same level as the guineas are roosting.



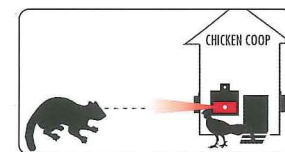
Q: What other predators does the Nite Guard Solar work against?

A: Every night predator or night feeder will be repelled by the flash of the Nite Guard Solar: deer, fox, opossum, bobcats, coyotes, muskrats, raccoons, bear, cougar, mountain lion, wild boar, mink, skunk, wolf, weasels, blue heron and hawks. If you are experiencing problems with a predator not listed here, please contact us to see if the light will work against that predator. We learn new applications for the light often and will be able to assist with your predator problem.



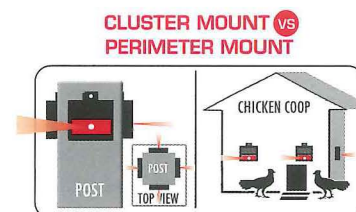
Q: What's the best way to place the lights for use against small ground predators?

A: For predators like raccoons, opossum, skunk and all other small ground predators put the lights approx. 25-50 feet apart, around all four sides (perimeter mount) and eye level to the predator approximately 10-15 inches off the ground. Also if the area to be protected is not located on flat ground you will need to adjust the height of the lights as well. For example, if located on a hill adjust the lights lower or if located in a valley adjust the lights higher. Approximate eye level to the predator is the key. Use cluster mount for large, open acreage.



Q: What's the best way to place the lights for use against large ground predators?

A: For predators like fox, coyote, bobcat, wild boar, mountain lion, wolf, bear and all other larger ground predators put lights approx. 100-200 feet apart, around all four sides (perimeter mount) and eye level to the predator approximately 20-30 inches off the ground. If not located on flat ground you will need to adjust the height of the lights as well. For example, if located on a hill adjust the lights lower or if located in a valley adjust the lights higher. Approximate eye level to the predator is the key. Use cluster mount for large, open acreage. Remember to always flash the light AWAY from the area you are trying to protect.



A cluster mount is where four lights are secured to one post. A perimeter mount is where the lights are placed around all sides of an area.



Ask your Store Representative or call us for more help
1-800-328-6647 • www.NiteGuard.com

Q: How do I place the lights to stop deer?

A: Deer are perhaps the most destructive nocturnal animal in modern times, they are also the most intelligent and difficult to stop. They act differently than a predator type animal and so we need to approach the placement of the lights differently.

You must use four Nite Guard Solar units placed on a single post or pole (cluster mount) 4' high with each light facing a different direction (North, South, East, West). Center the post in the area to be protected—and then the MOST CRITICAL PART is to move the post approx. every 1-2 weeks. You do not have to move them far, 20 or 30 feet is fine, although more is better. Deer will begin to "pattern" the flashes after a time, and moving them will counter that.

You could also use a perimeter type placement against deer, placing lights 100 feet apart facing outward and approx. 4 feet high. Again, you will need to move the lights every 1-2 weeks to break the pattern.

SUGGESTION:

Urban deer are especially difficult to stop. Our Repellent Tape used in conjunction with the flash of Nite Guard Solar has proven to repel even the most difficult of deer. Nite Guard Repellent Tape has a holographic finish that will give off a mirror type flash in addition to a rustling sound when the tape is windblown. This additional rustling sound, along with the flashes of the tape and Nite Guard Solar, attacks the hearing sense of deer and intensifies the "fight or flight" response.



Repellent Tape has a holographic finish that will give off a mirror type flash

You have just purchased a one of a kind predator repellent. The proven effectiveness of this product has been confirmed by thousands of customers all across the country.

Remember to be creative with the placement of the lights for your area if you do not find our recommended positions working for you. The lay of your land whether flat or rolling, and the number of trees or brush will affect the ability of the animals to see the flash. Make adjustments accordingly.



Ask your Store Representative or call us for more help
1-800-328-6647 • www.NiteGuard.com

THE ORIGINAL
NITE-GUARD
Solar®

THE ORIGINAL
NITE-GUARD
Solar®

FAQ
INFORMATION
SHEET

A USER FRIENDLY GUIDE FOR USING YOUR NITE GUARD EFFECTIVELY

Q: How does this product work?

A: The Nite Guard Solar® provides a powerful red flash. The unit is solar powered and light sensitive turning on at dusk and turning off at full daylight. No switches, it's all automatic. It has a very high quality solar panel on the top of the unit that changes from daylight or sunlight. The flash of the light is what stops the predator. Animal behavior experts, through scientific research, have determined that predators feel threatened because they believe that flash to be the eye of another animal or human. The sense of being watched is the deepest fear night animals have.



Q: How are they powered?

A: Upon receipt of the Nite Guard Solar make sure to "immediately" remove the BLACK protective tape that covers the solar panel. You will know the black tape is removed when you can see the silver/gold lines across the top of the solar panel. Simply install the light in the area to be protected. Nite Guard Solar will begin to operate that very night. If the light is placed in an area where it will not receive enough solar energy to maintain its charge you will see the operation of the flash slow in its frequency. In this rare situation, simply place the light in direct sunlight and it will fully charge up again. This product is designed for outside use. Because it is light sensitive, Nite Guard Solar provides protection all night long, plus at two other critical times of the day--dusk and dawn.

Q: Do I need batteries or electricity?

A: NO. The Nite Guard Solar is solar powered, using daylight or sunlight to power itself.

Q: Are these units weather-proof?

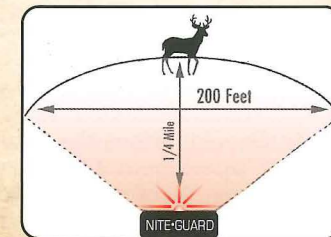
A: YES. They are completely sealed to protect them against moisture. All internal components are encased in silicone. Nite Guard Solar will actually work completely submerged in water or ice and will function in severe below zero temperatures.

Q: What is the life expectancy?

A: The average life of Nite Guard Solar is 3 years, depending upon the severity of the climate. Immediate outdoor charging upon receipt and continuous use is recommended for full life. This is an all season device and should not be stored.

Q: What is the range of Nite Guard Solar?

A: A flat, open area with four Nite Guard Solar lights placed at 10' for owls will protect an area 1/2 mile in each direction, even at 3 feet off the ground a range of several hundred yards is common. The predator stops the instant they see the flash. The units are not motion activated but rather light sensitive, turning on at dusk automatically and flashing through the dawn hours. The diagram here illustrates how the range of the Nite Guard Solar flash increases laterally as the animal gets further away from it. Please refer to our general mounting instructions inside this pamphlet to find more specific placement information on your type of predator.



EXAMPLE: An animal located 1/4 mile away from Nite Guard Solar® will have a line of vision that covers 200 feet across.