



CITY OF LONG BEACH

R-41

DEPARTMENT OF PUBLIC WORKS

333 West Ocean Boulevard • Long Beach, CA 90802 • (562) 570-6383 • FAX (562) 570-6012

December 19, 2006

HONORABLE MAYOR AND CITY COUNCIL
City of Long Beach
California

RECOMMENDATION:

Receive and file the attached Airport activities report. (District 5)

DISCUSSION

Included is the Monthly Airport Activity Report for October 2006.

Airport Passenger, General Aviation (GA) and Cargo Activity - The Monthly Airport Activity Report provides monthly and year-to-date statistics for airline passengers (total and enplaned), aircraft operations by user category, and cargo carrier tonnage. Total passenger counts through October were 2,318,606 compared to last year's 2,561,363, a decrease of 9.5%. The decrease in total passengers is attributed primarily to the discontinuance of service by American Airlines. GA operations, year-to-date, compared to last year are up 4.4%, (284,575 operations vs. 272,555). Cargo volumes, year-to-date, are down 8.0% (41,803 tons vs. 45,419).

Noise Activity - The Monthly Airport Noise Statistics Report includes four separate reports with current month and year-to-date totals. The four reports are as follows:

- Noise Complaints – Summarizes noise complaint information for commercial (which includes cargo carriers), GA, and other operations.
- Noise Complaint Plot Map – Identifies the origin of the complaint.
- Commercial Late Night Activity – Summarizes activity between 10:00 p.m. to 11:00 p.m. and 11:00 p.m. to 7:00 a.m. by airline.
- Noise Violations – Summarizes violations for airline and GA operations. Provides a complete listing of each violation, includes violator's name, date and time of violation, aircraft type, aircraft noise level, and the time specific allowable noise level.

The Airport's Noise Office receives and investigates noise inquiries and complaints from local residents and residents who live outside of Long Beach. For the month of

ADMINISTRATION,
PLANNING & FACILITIES
333 W. Ocean Blvd., 9th Floor
Long Beach, CA 90802
Ph. (562) 570-6383
Fax (562) 570-6012

AIRPORT
4100 Donald Douglas Dr.
Long Beach, CA 90808
Ph. (562) 570-2600
Fax (562) 570-2601

ENGINEERING & STREET
MAINTENANCE
333 W. Ocean Blvd., 9th Floor
Long Beach, CA 90802
Ph. (562) 570-6634
Fax (562) 570-6012

ENVIRONMENTAL
SERVICES
2929 E. Willow Street
Long Beach, CA 90806
Ph. (562) 570-2850
Fax (562) 570-2861

FLEET SERVICES
2600 Temple Avenue
Long Beach, CA 90806
Ph. (562) 570-5400
Fax (562) 570-5414

TRAFFIC &
TRANSPORTATION
333 W. Ocean Blvd., 10th Floor
Long Beach, CA 90802
Ph. (562) 570-6331
Fax (562) 570-7161

October, the Noise Office received 321 complaints compared to 313 complaints received during the same period in 2005.

Further analysis of the combined noise complaints revealed the following:

- Total number of complainants: 50
- 27% (88 of 321) of the complaints were related to operations between 10:00 p.m. and 7:00 a.m.
- 11.2% (36 of 321) of the complainants reside in Seal Beach or Huntington Beach.

During the month of October, the noise complaint totals and percentages were significantly impacted by the fact that 121 of the 321 complaints related to helicopter activity, which occurred during between 7:00 am to 10:00 pm.

The above referenced information is displayed on the Airport's website (www.lgb.org).

Other Airport Activity

▪ FLIGHT SLOT ALLOCATION

On November 14, 2006, the Airport received an application from BAG Aviation Holdings seeking all remaining commuter carrier flight slots (20) that are available for allocation pursuant to Long Beach Flight Allocation Procedures Resolution.

In accordance with established procedure and FAA guidance, Airport staff notified other potential commuter carriers of the slot allocation request. The Airport will be accepting applications for the available flight slots through close of business on December 14, 2006. If more than one carrier submits a completed application in a timely manner, then a lottery will be held on December 15, 2006 to determine which entity or entities is awarded slots. If no additional air carrier submits an appropriate application, then all of the remaining slots will be awarded to the initial applicant on December 15.

The current applicant, BAG Aviation Holdings, has submitted a request for the allocation of "conditional" flight slots. If such slots are awarded, the applicant would have to "perfect" its application by posting a security bond/deposit within 90 days of the allocation. If the security is not posted within the required time period then the allocation of slots would be immediately cancelled. If the applicant does submit the required security then the applicant is required to commence operations within 180 days.

▪ NATIONAL BUSINESS AVIATION ASSOCIATION (NBAA) Regional Forum

On November 16, 2006, the NBAA hosted its Regional Forum in Long Beach at Toyota Airflite. The NBAA Regional Forums are learning and networking experiences designed

to meet the needs of regional business aviation operators, and vendors from across the United States. The daylong event attracted over 800 attendees, featured 30 aircraft on static display and 60 indoor exhibitors.

▪ **PORTRAITS OF HOPE – Long Beach Airport Control Tower Project**

Portraits of Hope is a non-profit program that conceives and develops educational and artistic collaborative projects for children in hospitals, schools, and after-school programs that culminate in “spectacular, one-of-a-kind, public art works.” Portraits of Hope projects have been featured prominently in national and international television, radio, and print media. The LB Airport Control Tower Project will create an 8,000 sq. ft. artwork that will be temporarily installed over the concrete sides of the Long Beach Airport Control Tower. The developer of Daugherty Sky Harbor, has agreed to provide an aircraft hangar for the project construction team.

During November the Portraits of Hope team held their initial artistic element, to develop the project design, with students from Renaissance High School. The project team expects to begin scheduling sessions with the recommended groups during January 2007.

▪ **COMMUNITY OUTREACH**

The Airport served as key sponsors for the 10th Annual Long Beach Veterans Day Parade, held on November 11th and Snow in Bixby Knolls event, held on December 3rd.

▪ **REGIONAL ISSUES**

Airport Manager Chris Kunze attended the December 13, 2006 SCAG Airport Task Force meeting. The Task Force is charged with making recommendations to SCAG regarding the Aviation System Plan component of the 2008 Regional Transportation Plan. SCAG efforts are in the initial stages. Similar efforts occurred during development of the 1998, 2001, and 2004 Regional Transportation Plans, which all recognized LGB’s Noise Compatibility Ordinance.

On January 11, 2007, the Southern California Regional Airport Authority will meet to consider input received at and after their October 12, 2006 meeting. Input has included the need to revise the Authority’s charter to broaden the membership base, and delete its powers of eminent domain.

TIMING CONSIDERATIONS

City Council action is not time critical.

FISCAL IMPACT

None.

SUGGESTED ACTION:

Approve recommendation.

Respectfully submitted,




CHRISTINE F. ANDERSEN
DIRECTOR OF PUBLIC WORKS

CFA: SDJ: bp
P:\ccltrs\fy0607\Dec\Airport Monthly Activity Reports

Attachment

APPROVED:



GERALD R. MILLER
CITY MANAGER



City of Long Beach
Working Together to Serve

Memorandum

Date: November 16, 2006
To: Airport Advisory Commission
From: Dennis Rambeau, Operations Specialist II, Airport Bureau
Subject: MONTHLY AIRPORT ACTIVITY REPORTS FOR OCTOBER 2006

Please find attached the following reports:

- Airport Activity Report
- Noise Complaint Report
- Plot of Complainants
- Late Night Activity
- Noise Violation Report
- Noise Violation List



MONTHLY AIRPORT ACTIVITY REPORT October 2006


Current Month and Calendar Year To Date Statistics

	October			January through October		
	2006	2005	%Change	2006	2005	%Change
<u>Total Passenger Traffic</u>	215,594	239,334	-9.9%	2,318,606	2,561,363	-9.5%
<u>Enplaned Passengers</u>	<u>Load</u>	<u>Load</u>		<u>Load</u>	<u>Load</u>	
	<u>Factor</u>	<u>Factor</u>		<u>Factor</u>	<u>Factor</u>	
Alaska	59% 9,769	70% 7,869	24.1%	73% 98,737	76% 89,258	10.6%
US Airways/America West	58% 7,534	73% 9,827	-23.3%	73% 82,382	75% 94,814	-13.1%
American Airlines	0% 0	74% 13,520	-100.0%	74% 24,813	80% 147,138	-83.1%
Delta/Skywest	81% 4,464	0% 0		86% 34,400	0% 0	
JetBlue Airways	77% 84,498	76% 87,664	-3.6%	83% 923,575	87% 956,488	-3.4%
Total	73% 106,265	75% 118,880	-10.6%	81% 1,163,907	84% 1,287,698	-9.6%
<u>Airline Landings</u>	1,085	1,142	-5.0%	10,605	10,904	-2.7%
<u>Aircraft Operations (FAA)</u>						
Air + Commuter Carriers	2,042	2,499	-18.3%	21,500	24,232	-11.3%
Air Taxi & General Aviation	28,748	26,757	7.4%	284,575	272,555	4.4%
Military	51	62	-17.7%	550	515	6.8%
Total	30,841	29,318	5.2%	306,625	297,302	3.1%
<u>Air Cargo</u>						
US Tons	4,072	4,541	-10.3%	41,803	45,419	-8.0%
Metric Tons	3,693	4,119	-10.3%	37,915	41,195	-8.0%

Note:
During the month, LGB airport had 41 allocated air carrier flight slots- Alaska (5), US Airways/AW (4), JetBlue (28), Airborne (1), FedEx (1), UPS (2) and 5 allocated commuter carrier flight slots - US Airways/America West (1), Delta (4)

Definitions:

- Total Passenger Traffic** – Total number of airline passengers both enplaned (departing) and deplaned (arriving).
- Aircraft Operations** – Aircraft takeoff, landing, or transition through the airspace controlled by the FAA's Long Beach air traffic control tower.
- Air Carrier** – A scheduled carrier, certificated under FAA Regulations (FAR) Parts 121, 125 or 135, max. takeoff weight of 75,000 lbs (passengers or cargo) or over.
- Commuter Carrier** - A scheduled carrier, certificated under FAA Regulations (FAR) Parts 121, 125 or 135, max. takeoff weight under 75,000 lbs
- Air Taxi** – Aircraft that provide public transportation of persons and/or property on-demand.
- General Aviation** – Aviation activity other than scheduled air carriers flights, flights by industrial operators or by charter and flights by public aircraft
- Air Cargo** – Cargo carried by aircraft, both inbound and outbound.



LONG BEACH AIRPORT MONTHLY REPORT NOISE COMPLAINTS October 2006

Current Month and CY-T-D Statistics for Long Beach Airport

	October 2006			CY-T-D 2006		
	2006	2005	%Change	2006	2005	%Change
<u>Air Carrier & Commuter Complaints</u>						
Passenger & Cargo Aircraft	122	123	-0.8%	1,455	2,087	-30.3%
<u>Non-Commercial Complaints</u>						
Jets	49	118	-58.5%	637	844	-24.5%
Props	16	40	-60.0%	219	353	-38.0%
Helicopters	134	32		855	134	
Other	0	0		6	0	
Subtotal	199	190		1,717	1,331	29.0%
TOTAL NOISE COMPLAINTS	321	313	2.6%	3,172	3,418	-7.2%
<u>Airport Operations (FAA)</u>						
Air Carrier + Commuter Carriers	2,042	2,499	-18.3%	21,500	24,232	-11.3%
Air Taxi + General Aviation	28,748	26,757	7.4%	284,575	272,555	4.4%
Military Operations	51	62	-17.7%	550	515	6.8%
TOTAL AIRCRAFT OPERATIONS	30,841	29,318	5.2%	243,665	238,657	2.1%

Notes:

Number of Complainants: 50

27% (88 of 321) of the complaints were related to operations between 10pm and 7am


11.2% (36 of 321) of the complaints came from complainants residing in Seal Beach or Huntington Beach


* City Noise Ordinance currently allows for 41 air carrier and 25 commuter carrier flight slots, for a total of 66 daily flights.



L O N G B E A C H
A I R P O R T

Noise Complainants
October 2006





LONG BEACH AIRPORT MONTHLY REPORT
COMMERCIAL LATE NIGHT ACTIVITY (10pm - 7am)
October 2006

Current Month and CY-T-D Statistics for Long Beach Airport


	October 2006			CY-T-D 2006		
	2006	2005	%Change	2006	2005	%Change
<u>Air Carrier & Commuter Operations</u>	2,042	2,499	-18.3%	21,500	24,232	-11.3%
10pm - 11pm Operations						
Alaska	4	0		43	42	2.4%
American Airlines	0	1		2	20	-90.0%
Delta/SkyWest	0	0		2	0	
DHL/Airborne	0	0		0	0	
FedEx	0	0		1	1	
JetBlue Airways	32	16	100.0%	308	302	2.0%
UPS	0	0		0	1	
US Airways/America West	0	2		7	40	-82.5%
Total	36	19	89.5%	363	406	-10.6%
11pm - 7am Operations						
Alaska	0	1		1	7	
American Airlines	0	0		0	0	
Delta/SkyWest	0	0		2	0	
DHL/Airborne	0	0		0	0	
FedEx	0	0		0	0	
JetBlue Airways*	6	3		75	41	82.9%
US Airways/America West	0	1		0	5	
UPS	0	1		0	1	
Total	6	6	0.0%	78	54	44.4%
10 pm - 7 am Grand Total	42	25	68.0%	441	460	-4.1%

Notes:

* 1.8% (36 of 2,042) of total commercial operations occurred between 10pm - 7am.

* 1.3 flights - Nightly average for ALL late night commercial flights, includes unanticipated delays.

* 0.3 flights - Nightly average for commercial flights after 11 PM.



LONG BEACH AIRPORT MONTHLY REPORT NOISE VIOLATIONS

October 2006

Current Month and CY-T-D Statistics for Long Beach Airport
October 2006

CY-T-D 2006

	2006	2005	%Change		2006	2005	%Change
<u>Air Carrier Violations</u>							
Alaska	0	0			2	3	-33.3%
American Airlines	0	1			0	8	
DHL/Airborne	0	0			0	0	
FedEx	0	0			0	0	
JetBlue Airways*	7	4	75.0%		72	35	105.7%
UPS	1	2	-50.0%		4	4	
US Airways/America West	0	1	-100.0%		0	3	
Total	8	8	0.0%		78	53	47.2%
<u>Commuter Violations</u>							
Delta/SkyWest	0	0			0	0	
US Airways/America West	0	0			1	0	
Total	0	0			1	0	
<u>Non-Commercial Violations</u>							
All GA, Charter & other	18	30	-40.0%		220	212	3.8%
TOTAL NOISE VIOLATIONS	26	38	-31.6%		299	265	12.8%
<u>Airport Monetary Fines Issued</u>	\$1,600	\$4,700			\$36,000	\$26,000	
<u>Consent Decree Fines Issued</u>	\$15,000	\$6,000			\$339,000	\$240,000	
TOTAL MONETARY FINES ISSUED*	\$16,600	\$10,700			\$375,000	\$266,000	
<u>Airport Operations (FAA)</u>							
Air Carrier + Commuter Carriers	2,042	2,499	-18.3%		21,500	24,232	-11.3%
Air Taxi + General Aviation	28,748	26,757	7.4%		284,575	272,555	4.4%
Military Operations	51	62	-17.7%		550	515	6.8%
TOTAL AIRCRAFT OPERATIONS	30,841	29,318	5.2%		243,665	238,657	2.1%

Notes:

0.08% (26 of 30,841) of the Airport's total aircraft operations (Commercial & GA) resulted in a noise violation.

0.4% (8 of 2,042) of the Airport's Commercial operations (Commercial & Commuter) resulted in a noise violation.

* 2 of JetBlue's violations were issued for unexcused unanticipated delays.

* 1 of JetBlue's 11pm - 7am occurred at 23:02:43, it's considered exempt because it's within 5 minutes of 2300.



LONG BEACH AIRPORT MONTHLY REPORT NOISE VIOLATIONS October 2006

OWNERNAME	DATE TIME	A/C	RWY	A/C TYPE	RMTID	SEL	LIMIT	STATUS
Private	10/1/2006 12:54:13 PM	A	25L	P51	2	95.6	93.0	VIOLATION
Sierra Tel Business Systems	10/3/2006 11:54:17 PM	A	30	C500	10	87.7	79.0	VIOLATION
Sierra Tel Business Systems	10/4/2006 12:08:49 AM	D	30	C500	9	81.7	79.0	T/C
Leonard Green	10/4/2006 10:18:40 PM	A	30	C525	10	92.7	90.0	VIOLATION
JetBlue Airways Corporation	10/6/2006 11:38:42 PM	A	30	A320	10	93.3	79.0	VIOLATION
TAM- Taxi Aereo Marilia Ltda	10/7/2006 12:07:18 AM	D	30	CL61	9	85.1	79.0	VIOLATION
Lockheed Martin Corp.	10/7/2006 5:30:50 AM	D	30	GALX	9	91.2	79.0	VIOLATION
Wells Fargo Bank	10/7/2006 9:23:43 AM	A	30	H125	10	106.6	101.5	VIOLATION
Tristar Aviation Management	10/7/2006 11:15:18 PM	A	30	C550	10	84.1	79.0	VIOLATION
Key Lime Air	10/15/2006 11:42:45 PM	D	30	SW4	9	82.8	79.0	VIOLATION
Private	10/16/2006 8:16:29 PM	D	25R	C206	6	96.9	92.0	VIOLATION
JetBlue Airways Corporation	10/16/2006 10:13:21 PM	D	30	A320	9	92.9	90.0	VIOLATION
Cooper T Smith Stevedoring Co Inc.	10/17/2006 5:54:05 AM	D	30	FA10	9	88.7	79.0	VIOLATION
United Parcel Service	10/17/2006 5:36:02 PM	A	30	B76S	10	104.7	101.5	VIOLATION
Pacware Software Development Inc.	10/17/2006 11:37:15 PM	D	30	C414	9	86.5	79.0	VIOLATION
JetBlue Airways Corporation	10/18/2006 10:07:52 PM	D	30	A320	9	95.6	90.0	VIOLATION
Peruzzi Architects	10/18/2006 11:27:49 PM	D	30	C340	9	84.3	79.0	VIOLATION
JetBlue Airways Corporation	10/20/2006 1:53:40 AM	A	25R	A320	1	90.3	79.0	VIOLATION
JetBlue Airways Corporation	10/20/2006 11:19:06 PM	A	30	A320	10	93.4	79.0	VIOLATION
JetBlue Airways Corporation	10/20/2006 11:41:13 PM	A	30	A320	10	93.1	79.0	VIOLATION
JetBlue Airways Corporation	10/21/2006 12:37:02 AM	D	30	A320	9	94.2	79.0	VIOLATION
CHRYSLER AVIATION INC	10/22/2006 1:20:01 AM	A	30	LJ55	10	83.3	79.0	VIOLATION
Farner Airwings AG	10/24/2006 11:35:56 PM	A	30	G5	10	88.1	79.0	VIOLATION
Limnea Aviation Inc.	10/25/2006 11:21:08 PM	D	30	C172	9	82.5	79.0	VIOLATION
MSG Aircraft Leasing LLC	10/29/2006 1:37:05 AM	A	30	B734	10	95.1	79.0	VIOLATION
First Star Inc.	10/31/2006 5:32:30 AM	A	30	LJ35	10	85.8	79.0	VIOLATION