

# STRATEGIES FOR ADDRESSING VIOLENT CRIME THROUGH COMMUNITY PARTNERSHIPS

City Council Study Session Presentation

April 20, 2021



LONG BEACH POLICE DEPARTMENT

CITY OF  
**LONG BEACH**

# Working Together for a Safe Long Beach

Violent Crime Trends

Gun Violence Response Strategies

Coordinated Response Team

Neighborhood Walks Program

Partnerships with the Community



# Our Vision, Mission & Core Values

## Vision

“A Safe City for All People”

## Mission

“Public Safety Through Partnerships”

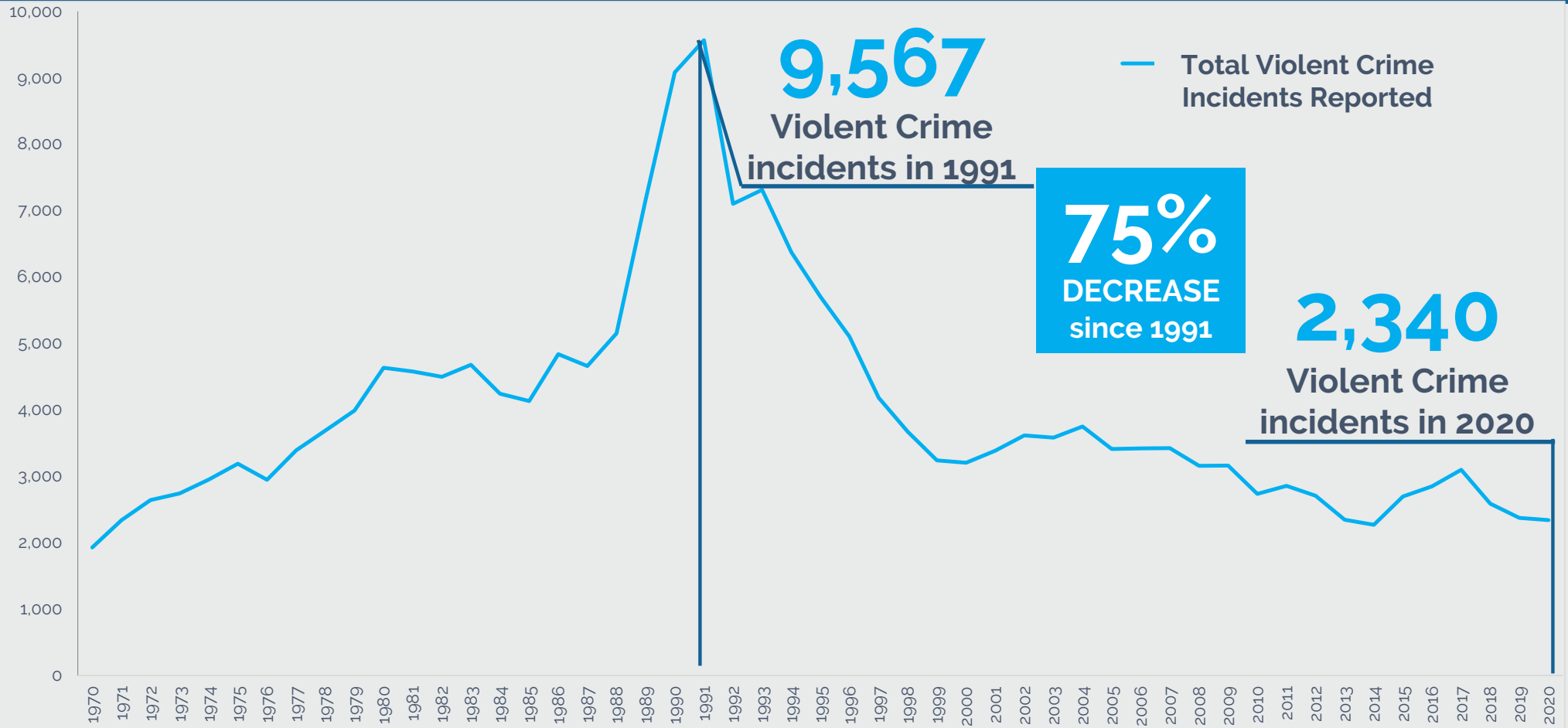
## Our Core Values – Ethics, Intelligence & Respect

“Our fundamental duty is to serve the community”

**- Law Enforcement Code of Ethics**

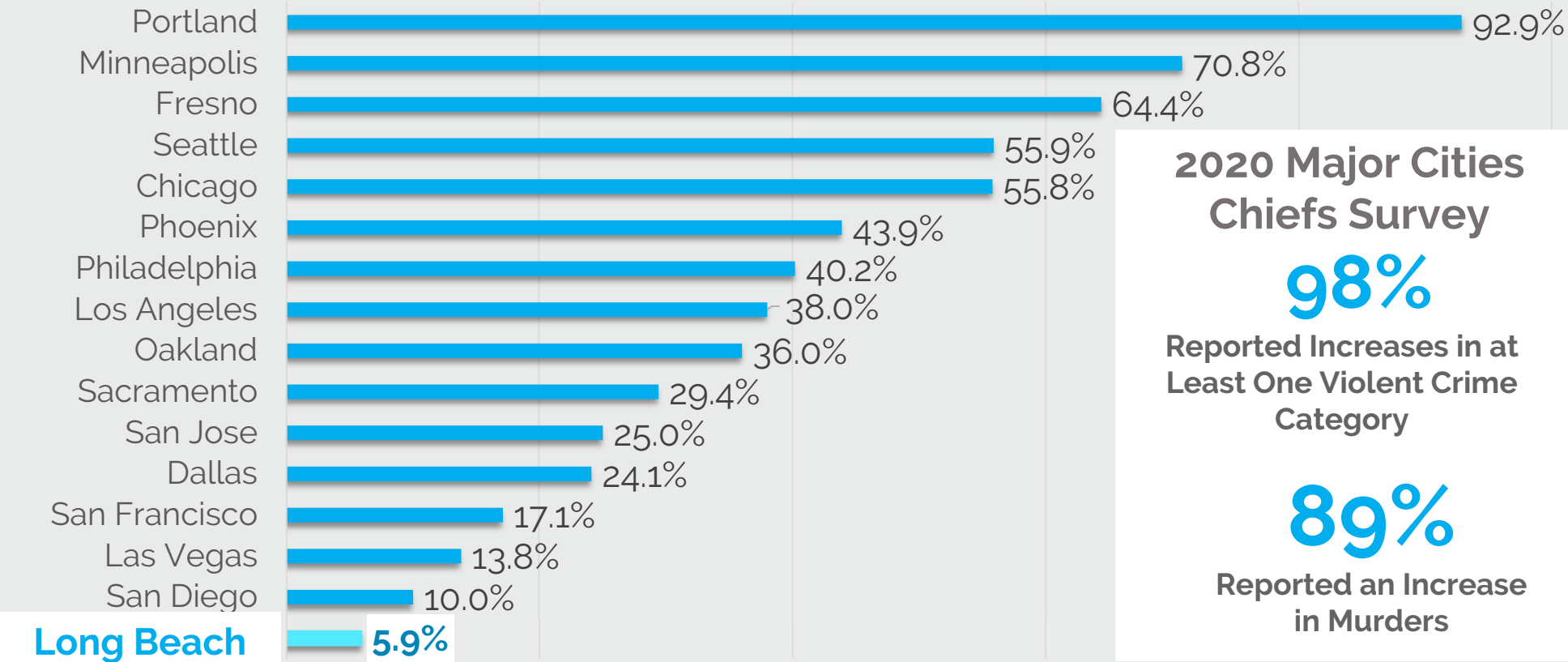


# Historical Violent Crime in Long Beach



# National and Regional Trends

2020 - 2019 Comparison of Murder Percentage Increases in California & U.S. Cities



**2020 Major Cities Chiefs Survey**

**98%**

Reported Increases in at Least One Violent Crime Category

**89%**

Reported an Increase in Murders

# Citywide Shootings and Firearm Arrest Locations YTD 4/15/21

142

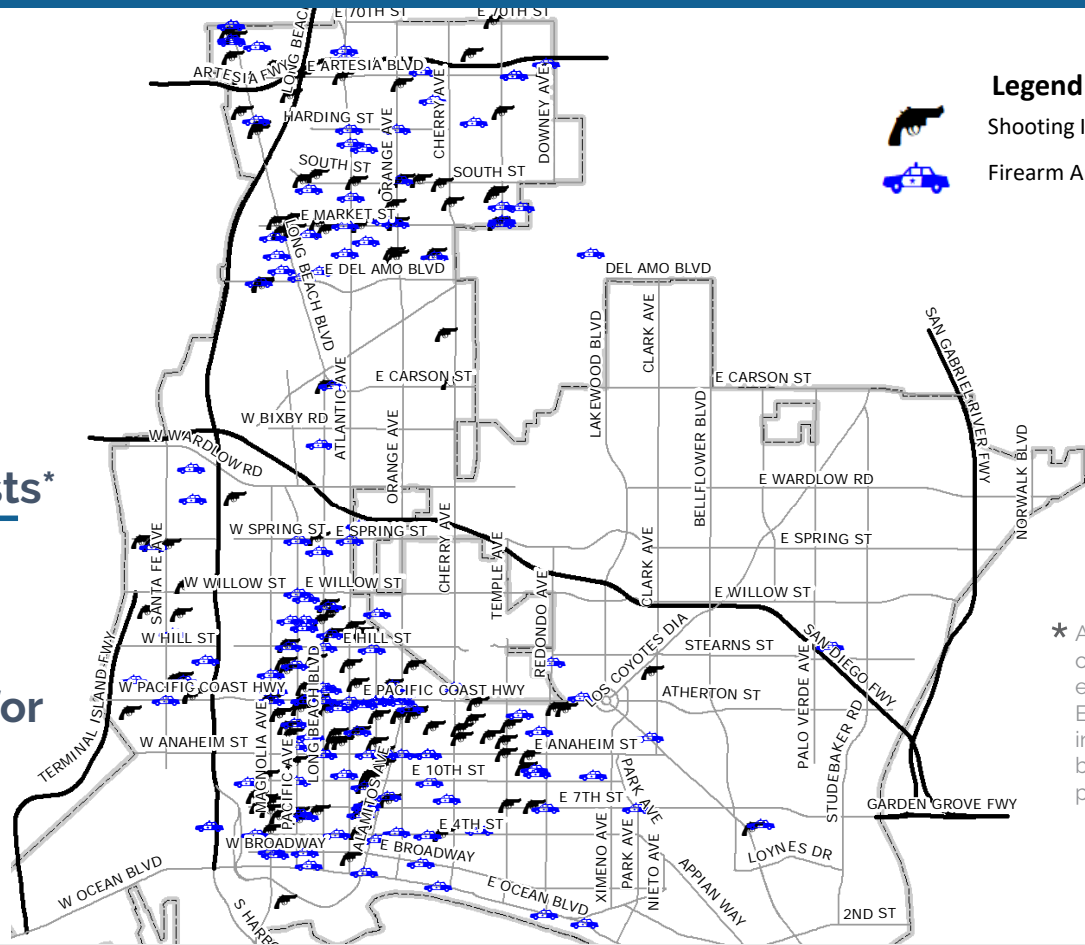
Shooting Incidents

177



Firearm-Related Arrests\*

Prohibited Firearm Possessors Account for

60%



**Legend**

-  Shooting Incident
-  Firearm Arrest

\* Arrests where the primary offense was firearm-related and evidence was recovered. Excludes other primary offenses in which firearms may have also been recovered at the scene and placed into evidence.



# Potential Contributors



**UNEMPLOYMENT UP 20%**  
**INCREASE in Poverty**

**Prisoner Releases 2020 & 2021**

- LA County Jail: **59K**
- CDCR: **62K**

**LBPD Repeat Offenders (3+ Arrests)**  
**UP 27%** from 2019

**INCREASED Gun Sales**

- **UP 64%** Nationally
- **Over 110K** firearms purchased in CA

**Court Proceeding Delays**

**School Closures**

**PAUSING of After School**  
and Youth Sports Programs

**DECREASE** in Health and  
**Wellness Visits**



# Firearm Statistics YTD 4/15/21

## Firearm-Related Arrests

2020	2021	
112	177	+58%

## Firearms Seized



2020	2021	
216	324	+50%

## Prohibited Firearm Possessor Arrests

2020	2021	
69	107	+55%

## Ghost Guns

2021	40*
------	-----

\* Preliminary count due to current backlog. 83 ghost guns seized in 2020.





# Arrest Timeline for 5-Time Repeat Prohibited Firearm Offender



Arrested for:  
Possess firearm

August 2015

Sentence:  
3 years state prison



Arrested for:  
Possess firearm  
Controlled sub w/ firearm

June 2016

Sentence:  
5 years state prison



Arrested for:  
Felon possess firearm  
Controlled sub for sale  
Resist arrest

August 2020

Sentence:  
208 days county jail  
2 years formal  
probation



Arrested for:  
Felon possess firearm

January 2021

Sentence:  
Pending



Arrested for:  
Felon possess firearm  
Drug sales  
Probation violation

March 2021

Sentence:  
Pending



# Violent Crime Response Strategies

Coordinated Response Team

“Neighborhood Walks”

Violent Crime  
Enforcement Action Plans

Prohibited Possessor Task Force

Criminal Investigations

Youth Diversion Programs

Jail Clinician Program

Trauma Intervention Program



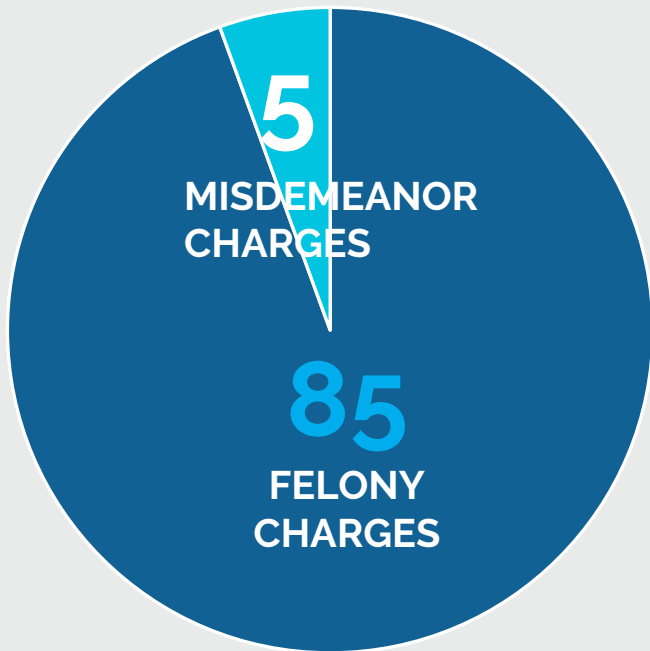
# The Coordinated Response Team

- 1** Lieutenant
- 2** Sergeants
- 8** Directed Enforcement Officers
- 5** Gang Detectives
- 1** Crime Analyst
- 1** Public Information Officer



# Coordinated Response Team Statistics 2/20 - 4/15/21

## Case Charges Filed



**22**

Prohibited Firearm  
Possessor Arrests

**38**

Total Arrests

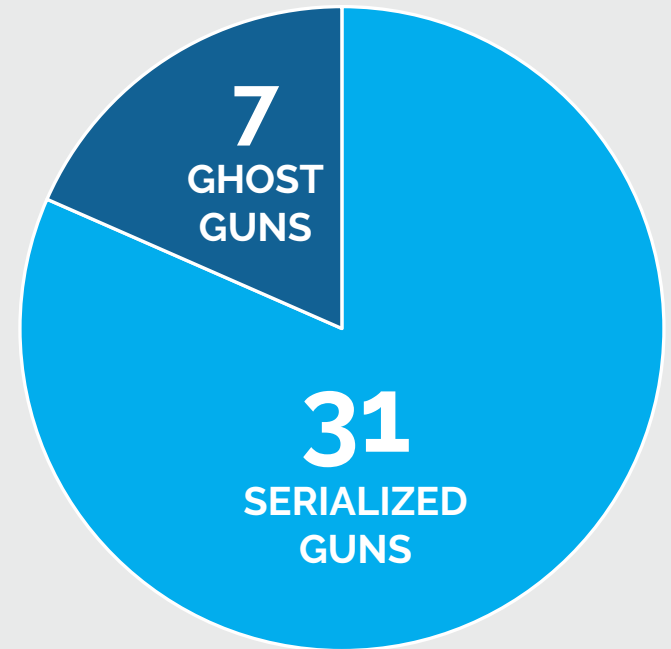
**0**

Officer Involved  
Shootings

**1**

Use of Force

## Firearms Seized



\* Program effective date 2/20/21

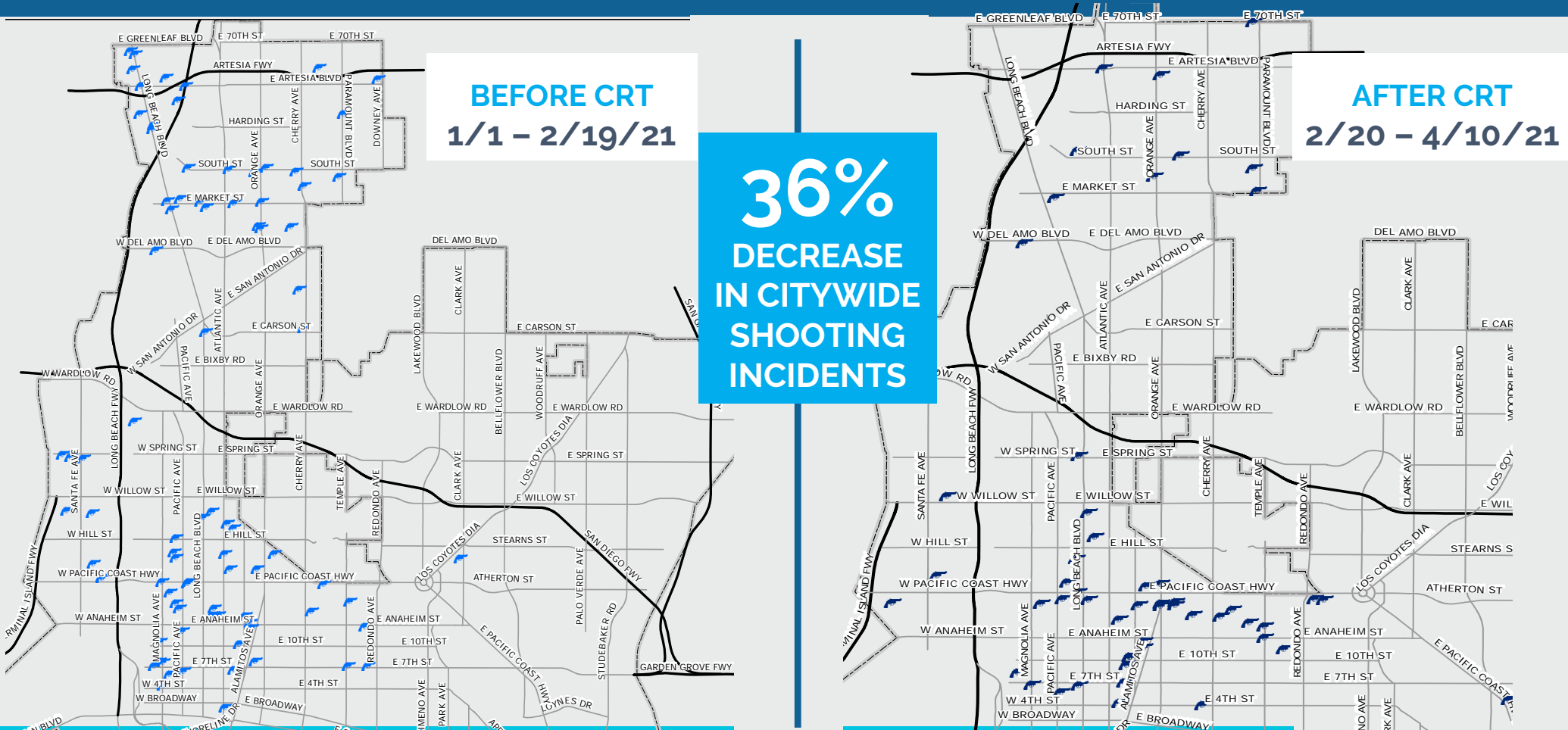


# Police Make a Difference

**BEFORE CRT**  
1/1 - 2/19/21

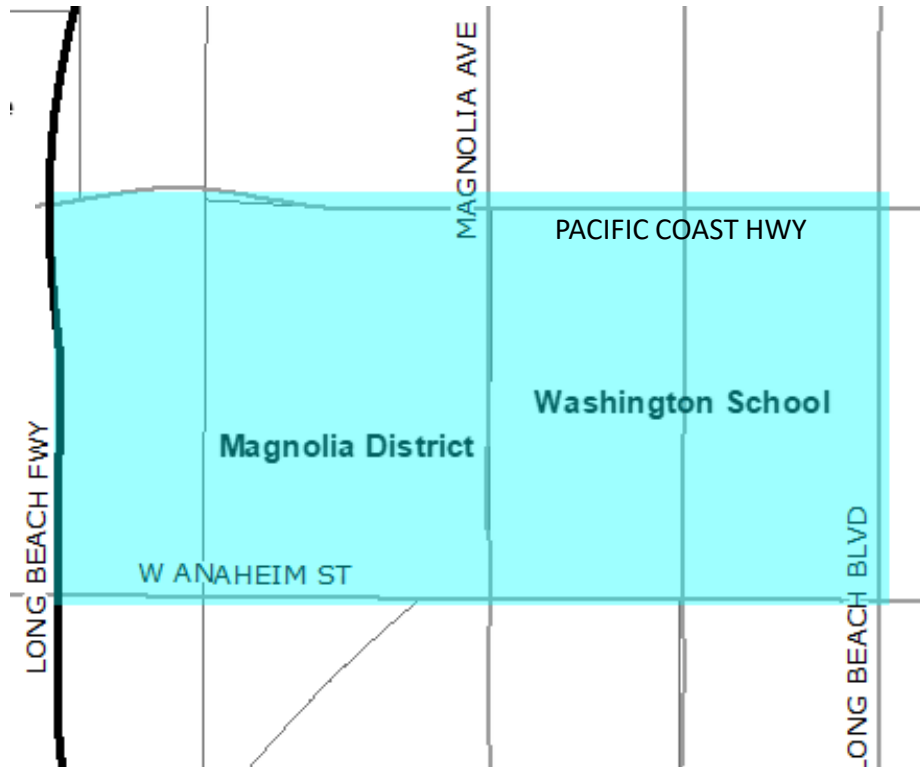
**36%**  
DECREASE  
IN CITYWIDE  
SHOOTING  
INCIDENTS

**AFTER CRT**  
2/20 - 4/10/21





# Washington "Neighborhood Walks" Program



# Neighborhood Walks Statistics 2/27 – 4/15/21



## Prevention and Intervention

**40%**  
DECREASE IN  
SHOOTING  
INCIDENTS SINCE  
PROGRAM\*  
BEGAN

**186**  
Hours Spent  
Walking the  
Neighborhood

Over  
**300**  
Recorded  
Community  
Contacts

\*Program effective date 2/27/21



# Washington Neighborhood Walks Testimonials

“The kids are so excited to see female officers out here.”

- LB Day Nursery personnel

“We are so grateful and need you out here, thank you!

- Local Resident

“WOW, you guys are out here on foot, that's so 1940's, we love it!”

- Local Business Owner





# Focused on Community Partnerships

- City of LB Departments
- Los Angeles County:
  - Mental Health
  - Probation
  - Public Health
  - Office of Diversion and Reentry
  - Human Relations Commission
- California State University, Long Beach (CSULB)
- University of California, Los Angeles (UCLA)
- USC Price School of Public Policy
- Rand
- CCEJ
- Long Beach Trauma Recovery Center
- Center for Policing Equity
- LB Human Trafficking Task Force
- Legal Aid Foundation
- Interval House
- Su Casa
- WomenShelter of Long Beach
- The Guidance Center
- Long Beach Interfaith Council
- Ministers Alliance
- Community Advisory Groups
  - Academic professors
  - Advocates
  - Business members
  - Religious leaders



# Focused on Our Future

