

BID NUMBER ITB FS-22-163  
CITY OF LONG BEACH  
CITY CLERK  
ATTN: MICHELLE KING  
411 West Ocean Boulevard, 1<sup>st</sup> Floor  
Long Beach, California 90802



INVITATION TO BID  
Heavy Equipment Rental

36535

CONTRACT NO. \_\_\_\_\_

1. **COMPLETE CONTRACT:**

This Invitation to Bid, together with THE NOTICE INVITING BIDS, the entire Bid (including Specifications), or any items(s) thereof, the signature page, Instructions to Bidders, General Conditions, Special Conditions, Bid Section, Addendums, and when required, CONTRACTOR'S BOND shall become the Contract upon its acceptance by the City Manager or designee on behalf of the City of Long Beach, Contractor will be provided with a copy of the executed Contract. All materials or services provided by the Contractor shall comply with the City Charter, and all applicable Federal, State and City Laws.

2. **SERVICES TO BE PROVIDED BY THE CONTRACTOR:**

Contractor shall upon acceptance of this Bid by the City, furnish the goods and services herein specified according to the terms and conditions set forth herein.

3. **AMOUNT TO BE PAID:**

The City shall pay Contractor for the goods or services as described in the section entitled "PAYMENT" in the Instructions to Bidders.

4. **CHOICE OF ALTERNATE PROVISIONS; OPTIONS; NOTIFICATION:**

When alternative provisions are requested, or options are offered, Contractor will be notified as to which provision, or option, is being accepted at the same time that he is notified that he is the successful Bidder.

5. **DECLARATION OF NON-COLLUSION:**

The undersigned certifies or declares under penalty of perjury that this Bid is genuine and not sham or collusive, or made in the interest or on behalf of any person or entity not herein named; that the Bidder has not directly or indirectly induced or solicited any other Bidder to submit a sham bid, or any other person or entity to refrain from bidding, and that the Bidder has not in any manner sought by collusion to secure to himself any advantage over other Bidders.

**BIDDER MUST COMPLETE AND SIGN BELOW:**

(Signature of Corporate Officers or persons authorized to sign bids and contracts on behalf of the Contractor – refer to page 2 Instructions Concerning Signatures.)

EXECUTED AT: Bonita Springs FL ON THE 24 DAY OF 10 MONTH, 20 22

COMPANY NAME: Herc Rentals Inc. TIN: [REDACTED]  
(FEDERAL TAX IDENTIFICATION NUMBER)

STREET ADDRESS: 27500 Riverview Center Blvd CITY: Bonita Springs STATE: FL ZIP: 34134

PHONE: 800-654-6689 FAX: \_\_\_\_\_

S/ [Signature] Vice President  
(SIGNATURE) (TITLE)

Jason Oosterbeek hercbids@hercrentals.com  
(PRINT NAME) (EMAIL ADDRESS)

S/ \_\_\_\_\_ (SIGNATURE) \_\_\_\_\_ (TITLE)

\_\_\_\_\_  
(PRINT NAME) (EMAIL ADDRESS)

ALL SIGNATURES MUST BE NOTARIZED FOR ALL COMPANIES LOCATED OUTSIDE THE STATE OF CALIFORNIA.  
NO OUT-OF-STATE BID WILL BE CONSIDERED UNLESS A NOTARIAL ACKNOWLEDGMENT IS ATTACHED.  
NOTARIES ARE NOT REQUIRED FOR CALIFORNIA BIDDERS.

IN WITNESS WHEREOF the City of Long Beach has caused this contract to be executed as required by law as of the date stated below.

THE CITY OF LONG BEACH  
BY \_\_\_\_\_ Director of Financial Management \_\_\_\_\_ Date

APPROVED AS TO FORM \_\_\_\_\_, 20\_\_\_\_.  
CHARLES PARKIN  
CITY ATTORNEY  
\_\_\_\_\_  
Deputy

**BID NUMBER ITB FS-22-163**  
**CITY OF LONG BEACH**  
**CITY CLERK**  
**ATTN: MICHELLE KING**  
**411 West Ocean Boulevard, 1<sup>st</sup> Floor**  
**Long Beach, California 90802**



**INVITATION TO BID**  
**Heavy Equipment Rental**

**CONTRACT NO.** \_\_\_\_\_

- 1. COMPLETE CONTRACT:**  
 This Invitation to Bid, together with THE NOTICE INVITING BIDS, the entire Bid (including Specifications), or any items(s) thereof, the signature page, Instructions to Bidders, General Conditions, Special Conditions, Bid Section, Addendums, and when required, CONTRACTOR'S BOND shall become the Contract upon its acceptance by the City Manager or designee on behalf of the City of Long Beach, Contractor will be provided with a copy of the executed Contract. All materials or services provided by the Contractor shall comply with the City Charter, and all applicable Federal, State and City Laws.
- 2. SERVICES TO BE PROVIDED BY THE CONTRACTOR:**  
 Contractor shall upon acceptance of this Bid by the City, furnish the goods and services herein specified according to the terms and conditions set forth herein.
- 3. AMOUNT TO BE PAID:**  
 The City shall pay Contractor for the goods or services as described in the section entitled "PAYMENT" in the Instructions to Bidders.
- 4. CHOICE OF ALTERNATE PROVISIONS; OPTIONS; NOTIFICATION:**  
 When alternative provisions are requested, or options are offered, Contractor will be notified as to which provision, or option, is being accepted at the same time that he is notified that he is the successful Bidder.
- 5. DECLARATION OF NON-COLLUSION:**  
 The undersigned certifies or declares under penalty of perjury that this Bid is genuine and not sham or collusive, or made in the interest or on behalf of any person or entity not herein named; that the Bidder has not directly or indirectly induced or solicited any other Bidder to submit a sham bid, or any other person or entity to refrain from bidding, and that the Bidder has not in any manner sought by collusion to secure to himself any advantage over other Bidders.

**BIDDER MUST COMPLETE AND SIGN BELOW:**

(Signature of Corporate Officers or persons authorized to sign bids and contracts on behalf of the Contractor – refer to page 2 Instructions Concerning Signatures.)

**EXECUTED AT:** Bonita Springs FL **ON THE** 24 **DAY OF** 10 **MONTH**, 20 22 .  
CITY STATE

**COMPANY NAME:** Herc Rentals Inc. **TIN:** [REDACTED]  
(FEDERAL TAX IDENTIFICATION NUMBER)

**STREET ADDRESS:** 27500 Riverview Center Blvd **CITY:** Bonita Springs **STATE:** FL **ZIP:** 34134

**PHONE:** 800-654-6639 **FAX:** \_\_\_\_\_

**S/** [Signature] Vice President  
(SIGNATURE) (TITLE)

Jason Oosterbeek hercbids@hercrentals.com  
(PRINT NAME) (EMAIL ADDRESS)

**S/** \_\_\_\_\_  
(SIGNATURE) (TITLE)

\_\_\_\_\_  
(PRINT NAME) (EMAIL ADDRESS)

**ALL SIGNATURES MUST BE NOTARIZED FOR ALL COMPANIES LOCATED OUTSIDE THE STATE OF CALIFORNIA.**  
**NO OUT-OF-STATE BID WILL BE CONSIDERED UNLESS A NOTARIAL ACKNOWLEDGMENT IS ATTACHED.**  
**NOTARIES ARE NOT REQUIRED FOR CALIFORNIA BIDDERS.**

**IN WITNESS WHEREOF** the City of Long Beach has caused this contract to be executed as required by law as of the date stated below.

**THE CITY OF LONG BEACH**

**BY** \_\_\_\_\_ **Date** \_\_\_\_\_  
Director of Financial Management

**APPROVED AS TO FORM**

\_\_\_\_\_, 20\_\_\_\_.

**CHARLES PARKIN**  
**CITY ATTORNEY**

\_\_\_\_\_  
Deputy

**BID NUMBER ITB FS-22-163**  
**CITY OF LONG BEACH**  
**CITY CLERK**  
**ATTN: MICHELLE KING**  
**411 West Ocean Boulevard, 1<sup>st</sup> Floor**  
**Long Beach, California 90802**



**INVITATION TO BID**  
**Heavy Equipment Rental**

**CONTRACT NO. 36535**

1. **COMPLETE CONTRACT:**  
 This Invitation to Bid, together with THE NOTICE INVITING BIDS, the entire Bid (including Specifications), or any items(s) thereof, the signature page, Instructions to Bidders, General Conditions, Special Conditions, Bid Section, Addendums, and when required, CONTRACTOR'S BOND shall become the Contract upon its acceptance by the City Manager or designee on behalf of the City of Long Beach, Contractor will be provided with a copy of the executed Contract. All materials or services provided by the Contractor shall comply with the City Charter, and all applicable Federal, State and City Laws.
2. **SERVICES TO BE PROVIDED BY THE CONTRACTOR:**  
 Contractor shall upon acceptance of this Bid by the City, furnish the goods and services herein specified according to the terms and conditions set forth herein.
3. **AMOUNT TO BE PAID:**  
 The City shall pay Contractor for the goods or services as described in the section entitled "PAYMENT" in the Instructions to Bidders.
4. **CHOICE OF ALTERNATE PROVISIONS; OPTIONS; NOTIFICATION:**  
 When alternative provisions are requested, or options are offered, Contractor will be notified as to which provision, or option, is being accepted at the same time that he is notified that he is the successful Bidder.
5. **DECLARATION OF NON-COLLUSION:**  
 The undersigned certifies or declares under penalty of perjury that this Bid is genuine and not sham or collusive, or made in the interest or on behalf of any person or entity not herein named; that the Bidder has not directly or indirectly induced or solicited any other Bidder to submit a sham bid, or any other person or entity to refrain from bidding, and that the Bidder has not in any manner sought by collusion to secure to himself any advantage over other Bidders.

**BIDDER MUST COMPLETE AND SIGN BELOW:**

(Signature of Corporate Officers or persons authorized to sign bids and contracts on behalf of the Contractor – refer to page 2 Instructions Concerning Signatures.)

**EXECUTED AT:** Bonita Springs FL **ON THE** 24 **DAY OF** 10 **MONTH**, 20 22

**COMPANY NAME:** Herc Rentals Inc. **TIN:** [REDACTED]  
(FEDERAL TAX IDENTIFICATION NUMBER)

**STREET ADDRESS:** 27500 Riverview Center Blvd **CITY:** Bonita Springs **STATE:** FL **ZIP:** 34134

**PHONE:** 800-654-6689 **FAX:** \_\_\_\_\_

**S/** [Signature] **Vice President**  
(SIGNATURE) (TITLE)

Jason Oosterbeek **hercbids@hercrentals.com**  
(PRINT NAME) (EMAIL ADDRESS)

**S/** \_\_\_\_\_ **(TITLE)**  
(SIGNATURE) (TITLE)

(PRINT NAME) (EMAIL ADDRESS)

**ALL SIGNATURES MUST BE NOTARIZED FOR ALL COMPANIES LOCATED OUTSIDE THE STATE OF CALIFORNIA. NO OUT-OF-STATE BID WILL BE CONSIDERED UNLESS A NOTARIAL ACKNOWLEDGMENT IS ATTACHED. NOTARIES ARE NOT REQUIRED FOR CALIFORNIA BIDDERS.**

**IN WITNESS WHEREOF** the City of Long Beach has caused this contract to be executed as required by law as of the date stated below.

**THE CITY OF LONG BEACH**  
**BY** [Signature]  
Director of Financial Management

Digitally signed by Sandra Tsang-Palmer  
 Date: 2023.03.28 10:59:58 -07'00'

**APPROVED AS TO FORM**  
March 23, 2023.  
**CHARLES PARKIN**  
**CITY ATTORNEY**  
[Signature]  
Deputy

**BID NUMBER ITB FS-22-163**

The City of Long Beach is committed to provide maximum opportunities for Disadvantaged, Minority, Women and Long Beach Business Enterprises (DBEs, MBEs, WBEs and Local) to compete successfully in supplying our needs for products and services.

**The following information is submitted regarding the Bidder:**

Legal Form of Bidder:  
Corporation  State of DE  
Partnership  State of \_\_\_\_\_  
                  General  Limited   
Joint Venture   
Individual  DBA \_\_\_\_\_  
Limited Liability Company  State of \_\_\_\_\_

Composition of Ownership (more than 51% of ownership of the organization): **OPTIONAL**  
Ethnic (Check one):  
 Black  Asian  Other Non-white  
 Hispanic  American Indian  Caucasian  
Non-ethnic Factors of Ownership (check all that apply):  
 Male  Yes - Physically Challenged  Under 65  
 Female  No - Physically Challenged  Over 65  
Is the firm certified as a Disadvantaged Business:  Yes  No  
Has firm previously been certified as a minority-owned and/or woman-owned business enterprise by any other agency?  
 Yes  No  
Name of certifying agency: \_\_\_\_\_

**INSTRUCTIONS CONCERNING SIGNATURES**

Please use the proper notary form, which applies to your type of organization on all Bid documents, attachments and bonds requiring a signature by officers of your company.

**NOTE: FAILURE TO COMPLY MAY RESULT IN DISQUALIFICATION OF YOUR BID.**

**INDIVIDUAL (Doing Business As)**

- a. The only acceptable signature is the owner of the company. (Only one signature is required.)
- b. The owner's signature must be notarized if the company is located outside of the state of California.

**PARTNERSHIP**

- a. The only acceptable signature(s) is/are that of the general partner or partners.
- b. Signature(s) must be notarized if the partnership is located outside of the state of California.

**CORPORATION**

- a. Two (2) officers of the corporation must sign.
- b. Each signature must be notarized if the corporation is located outside of the state of California.

**OR**

- a. The signature of one officer or the signature of person other than an officer is acceptable if the Bid is accompanied by a certified corporate resolution granting authority to said person to execute contracts on behalf of the corporation.
- b. Signature(s) must be notarized if the corporation is located outside of the state of California.

**LIMITED LIABILITY COMPANY**

- a. The signature on the Bid must be a member or, if the Articles provide for a manager, must be the manager. (Only one signature is required.)
- b. Signature must be notarized if the company is located outside of the state of California.

**THIS INFORMATION IS AVAILABLE IN AN ALTERNATIVE FORMAT BY CONTACTING 562-570-6200.**

### ACKNOWLEDGMENT

A notary public or other officer completing this certificate verifies only the identity of the individual who signed the document to which this certificate is attached, and not the truthfulness, accuracy, or validity of that document.


State of <sup>FL</sup> ~~California~~  
County of Long Beach <sup>LEE</sup> )

On 10/24/2022 before me, RICHARD SHUGG, NOTARY PUBLIC  
(insert name and title of the officer)

personally appeared Jason Oosterbeek,  
who proved to me on the basis of satisfactory evidence to be the person(s) whose name(s) is/are subscribed to the within instrument and acknowledged to me that he/she/they executed the same in his/her/their authorized capacity(ies), and that by his/her/their signature(s) on the instrument the person(s), or the entity upon behalf of which the person(s) acted, executed the instrument.

I certify under PENALTY OF PERJURY under the laws of the State of ~~California~~ <sup>FL</sup> that the foregoing paragraph is true and correct.

WITNESS my hand and official seal.  
Signature [Handwritten Signature] (Seal)



#### OPTIONAL

Though the data below is not required by law, it may prove valuable to persons relying on the document and could prevent fraudulent reattachment of this form.

#### CAPACITY CLAIMED BY SIGNER

- INDIVIDUAL
- CORPORATE OFFICER  
VICE PRESIDENT  
TITLE(S)
- PARTNER(S)       LIMITED  
                                   GENERAL
- ATTORNEY-IN-FACT
- TRUSTEE(S)
- GUARDIAN/CONSERVATOR
- OTHER:

#### DESCRIPTION OF ATTACHED DOCUMENT

BID NUMBER ITB FS-22-163  
TITLE OR TYPE OF DOCUMENT

40  
NUMBER OF PAGES

\_\_\_\_\_  
DATE OF DOCUMENT

\_\_\_\_\_  
SIGNER(S) OTHER THAN NAMED ABOVE

**SIGNER IS REPRESENTING:**  
NAME OF PERSON(S) OR ENTITY(IES):  
Herc Rentals Inc.

**HERC RENTALS INC.**

Assistant Secretary's Certificate

I, Derek Lively, an Assistant Secretary of Herc Rentals Inc. (the "Officer"), a Delaware corporation (the "Corporation"), DO HEREBY CERTIFY, on behalf of the Corporation as follows:

1. Each of the following named individuals is a duly elected or appointed, qualified and acting officer of the Corporation who holds the office set forth opposite such individual's name below.

<u>Name</u>	<u>Office</u>
Lawrence H. Silber	President and Chief Executive Officer
Aaron Birnbaum	Senior Vice President and Chief Operating Officer
Christian J. Cunningham	Senior Vice President and Chief Human Resources Officer
Mark H. Irion	Senior Vice President and Chief Financial Officer
Tamir Peres	Senior Vice President and Chief Information Officer
S. Wade Sheek	Senior Vice President, Chief Legal Officer and Secretary
Carlo Cavecchi	Senior Vice President, Specialty Solutions
Paul Dickard	Vice President, Communications
Jennifer Brandeis	Vice President, Asst. General Counsel, Chief Compliance Officer and Assistant Secretary
Matthew Gavin	Vice President, Product Support and Fleet Operations
Elizabeth Higashi	Vice President, Investor Relations
Mark Humphrey	Vice President, Controller and Chief Accounting Officer
Charles Miller	Vice President, Operations
Jason Oosterbeek	Vice President, Pricing and Sales Strategy
Sharon Petrosino	Vice President, Deputy General Counsel and Assistant Secretary
Kyle Scott	Vice President, Finance
Marlin Shaw	Vice President, Tax
Sunil Gupta	Vice President, IT
Edward Fritz	Vice President, Infrastructure and Enterprise Applications
Mark Arell	Vice President, Talent and Organizational Development
Derek Lively	Assistant Secretary

[Continued on the next page]

2. Set forth below is a true and correct copy of resolutions adopted by the Board of Directors of the Corporation dated October 1, 2013 (the "Unanimous Written Consent"), which resolutions were duly and validly authorized:

RESOLVED, that in addition to the authority granted pursuant to the Chairman General Authorization and the Real Estate Signing Authorization, authority to execute contracts, agreements, bonds, distributor appointments, deeds, bills of sale, powers of attorney, certificates, assignments, contracts for the purchase or sale of real property and interests in real property, leases, subleases, guarantees, pleadings and other documents and instruments that individually involve amounts of less than \$10 million, is hereby conferred upon, the President, each Vice President, the Treasurer and the Controller of the Corporation and any other officer of the Corporation designated by the Chairman of the Board or the President, provided that such dollar limit shall not apply to (i) any transaction the maximum dollar amount of which cannot be ascertained when the transaction is entered into and (ii) any transaction solely (A) between or among the Corporation and one or more of its affiliates or subsidiaries or (B) between or among any affiliates or subsidiaries of the Corporation (the "Executive Officer General Authorization").

3. The Board of Directors of the Corporation, approved at its August 18, 2016 meeting a delegation of authority to the President and CEO to approve expenditures up to \$20 million, including for acquisitions. Such delegation is now in full force and effect.

**IN WITNESS WHEREOF**, the undersigned has executed this certificate on behalf of the Corporation on and as of the 16<sup>th</sup> day of February 2022.

**HERC RENTALS INC.**

By: 

Name: Derek Lively

Title: Assistant Secretary

**INSTRUCTIONS TO BIDDERS**

**1. PREPARATION OF BID:**

The preparation of the Bid, including visits to the Site prior to submittal of the Bid, shall be at the expense of Bidder. All prices and notations must be typewritten or written in ink. Any markings in pencil shall not form part of the Bid and shall be disregarded by the City. Any changes or corrections in the Bid must be initialed in ink by the person signing the Bid. Bidder shall state brand name or make of each item bid. If not bidding on item as described, the manufacturer's name and catalog number of the substitute must be given. Bidder shall also attach specifications and furnish other data to establish the suitability of the substitute. Bidder shall quote separately on each item. Bidder shall quote his lowest price and best delivery date as no changes are permitted after the bid opening. Cash discounts offered for payment within fourteen (14) days or less will not be considered when evaluating bids. No telephonic, telegraphic or fax Bids are acceptable.

**NOTE: ALL PAGES OF THE INVITATION TO BID MUST BE RETURNED.**

**2. EXAMINATION OF BID:**

Bidder is responsible for examining the Invitation to Bid and submitting its Bid complete and in conformance with these instructions.

**3. CONDITIONS OF WORK:**

Bidder shall carefully examine the Site to become fully informed regarding all existing and expected conditions and matters, which could affect performance, cost or time of the Work.

**4. DISCREPANCIES IN BID DOCUMENTS:**

If Bidder finds discrepancies in or omissions from the Invitation to Bid, if the intent of the Invitation is not clear, or if provisions of the Specifications restrict Bidder from bidding, he may request in writing that the deficiency(s) be modified. Such request must be received by the City Purchasing Agent at least five (5) working days before bid opening date. Bidders will be notified by Addendum of any approved changes in the Invitation to Bid.

**5. ORAL STATEMENTS:**

The City of Long Beach shall not be bound by oral statements made by any employee or agent concerning this Invitation to Bid. If Bidder requires specific information, Bidder must request it in writing and obtain a reply in writing from the City.

**6. BRAND NAMES AND SPECIFICATIONS:**

The detailed specifications and/or brand names stated are descriptive only and indicate quality, design and construction of items required. **Offers will be considered to supply articles substantially the same as those described herein but with minor variations. Bidders must describe variations in the Bid.** Substitute items must be equal in quality, utility and performance. **The phrase "or approved equal" throughout the specifications means that the City in its sole and absolute discretion shall make the final determination whether or not the substitute items are equal.**

**7. AWARD:**

Bid shall be subject to acceptance by the City for a period of three (3) months unless a lesser period is prescribed in the quotation by Bidder. The City reserves the right to award all items to one Bidder, or to award separate items or groups of items to various Bidders, or to increase or decrease the quantities of any item. Bidder may submit alternate prices or name a lump sum or discount conditional on two or more items being awarded to him.

The City's purchases of goods and services are based on the City's actual needs and requirements. The City is obligated under this contract/purchase order to purchase and pay for only those goods and services that the City needs and requires, and that the City actually orders and receives. Any dollar amount identified as a "not to exceed:" amount in any City document is not a guaranteed payment amount to any contractor or service provider. Furthermore, the City may determine that its needs and requirements may be met by City labor or by a second contractor or service provider, even after an award is made to one contractor or service provider. An award is not a promise or guarantee of exclusivity.

Bidders are cautioned that comments and statements, whether oral or written, made by City employees regarding the validity of Bids, the waiver of deviations from Specifications, the possibility or probability of an award being made to a particular Bidder, and other similar matters are NOT binding on the City. Bidders should not order materials, obtain financing or take other actions based on such comments and statements. Only authorization of a Contract by the City Council or issuance of a Purchase Order is conclusive and binding on the City with respect to this Bid and its resulting Contract or Purchase Order. However, prior to authorization by the City Council or issuance of the Purchase Order, Bidders may rely on: (1) approval of an "equal" or "substitute" item which will be issued in writing, and (2) written notice of intent to award by the City Council, which is often issued prior to the authorization by the City Council so that a Bidder can order materials that have a long lead time.

**8. PAYMENT:**

Payment terms are NET/30 unless Bidder otherwise quotes. All Cash Discounts shall be taken and computed from the date of delivery or completion and acceptance of the material, or from date of receipt of invoice, whichever occurs last. Invoices must be submitted as specified at the time of shipping authorization. Partial payments may be made by the City on delivery & acceptance of goods and on receipt of goods and on receipt of Contractor's invoice.

In the event the Contract to be awarded hereunder, including specifications and other documents incorporated therein by reference, provides for the withholding of moneys by the City to ensure performance of such Contract, Contractor may deposit with the City, as a substitute for said withheld moneys, securities listed in Section 16430 of the California Government Code or bank or savings and loan certificates of deposit, or both, equivalent to the amount withheld, provided Contractor requests permission to make such substitution and bears all expenses in connection therewith.

**9. SAFETY APPROVAL:**

Where required by City Regulations, any items delivered must carry Underwriters Laboratories Approval or City of Long Beach City Safety Officer approval. Failure to so comply will be cause to reject Bid. Also, any equipment must conform with the Safety Orders of the California Division of Industrial Safety and OSHA regulations.

**10. BUSINESS LICENSE:**

The Long Beach Municipal Code (LBMC) requires all businesses operating in the City of Long Beach to pay a business license tax. In some cases the City may require a regulatory permit and/or evidence of a State or Federal license. Prior to issuing a business license, certain business types will require the business license application and/or business location to be reviewed by the Development Services, Fire, Health, and/or Police Departments. For more information, go to [www.longbeach.gov/finance/business\\_license](http://www.longbeach.gov/finance/business_license).



INSTRUCTIONS TO BIDDERS

11. PUBLIC WORK AND PREVAILING WAGES:

The Contractor to whom the contract is awarded, along with its subcontractors, shall pay not less than the general prevailing rate of per diem, holiday and overtime wages established by the Department of Industrial Relations (DIR) of the State of California for the locality in which the public work is to be performed for each craft, classification or type of worker needed to execute the contract. Refer to the California DIR's website, <http://www.dir.ca.gov/dlsr> for such prevailing wages and additional information.

Ethnic Factors of Ownership: (more than 51%)  
Black ( ) American Indian ( )  
Hispanic ( ) Other Non-white ( )  
Asian ( ) Caucasian ( )

Certified by: \_\_\_\_\_  
Valid thru: \_\_\_\_\_  
Dollar value of participation: \$ \_\_\_\_\_

The Director of Public Works of the City by and on behalf of the City Council has obtained from the Director of the Department of Industrial Relations of the State of California the general prevailing rate of per diem wages and the general prevailing rate of holiday and overtime work in the locality in which the public work is to be performed for each craft, classifications or type of workers needed to execute the Contract, and the same is on file with the City Engineer, 9<sup>th</sup> floor, City Hall, 333 W. Ocean Boulevard, Long Beach, California 90802. It shall be mandatory upon the Contractor to whom the Contract is awarded, and his Subcontractors to pay not less than the said prevailing rate of wages to all workers employed by Contractor or said Subcontractors in the execution of the Contract.

16. BID SUBMITTAL AND WITHDRAWAL OF BIDS:

Each Bid must be submitted electronically in our electronica bidding system on or before the due date. Bids will not be accepted after the date and time stated herein. You are REQUIRED to MAIL ONLY the signed WET signature page, notary document or any additional documents for signatures. YOU CANNOT DELIVER TO CITY HALL

SUBMIT TO:  
CITY OF LONG BEACH  
CITY CLERK – ATTN: MICHELLE KING  
411 W OCEAN BLVD/1<sup>st</sup> Floor  
LONG BEACH CA 90802

12. RIGHT TO REJECT:

The City reserves the right to reject at any time any or all Bids, or parts thereof, and to waive any variances, technicalities and informalities which do not impair the quality, utility, durability or performance of the items.

BID DUE DATE: OCTOBER 25, 2022

TIME: 11:00 am

IF BIDDER HAS ANY QUESTIONS REGARDING THIS INVITATION TO BID PLEASE CONTACT THE FOLLOWING CITY PERSONNEL.

MICHELLE KING (562) 570-6020  
BUYER TELEPHONE NUMBER

13. SAMPLES:

Samples of items when requested or required must be furnished to the City free of expense to the City and, if not destroyed by tests, will upon request be returned at Bidder's expense.

17. BID OPENING PROCEDURES:

All bids are publicly posted on the City's online system at the date and time noted on the Invitation to Bid.

Bid results are posted on the City's online system as soon as they have been reviewed for responsiveness. Bids are awarded to the lowest responsible and responsive bidder meeting the City's specifications. Bid results will not be given out via telephone, City email, or facsimile.

14. PRICES:

Prices shall be in accordance with those extended to other governmental agencies. In case of error in extension of prices, unit price will govern. All prices must be firm for the Contract term unless the City specifically provides for adjustment.

CAUTION: Only the City Council has authority to make an award, and a contract is not in effect until the City Council makes an award and contract documents (including insurance and bonds) are signed, submitted and approved.

Bid protest procedures are in the bid document. Protests must be submitted within five (5) business days following the electronic notification of intent to award.

15. CITY'S POLICY FOR MINORITY AND WOMEN-OWNED BUSINESSES:

The City of Long Beach is committed to providing maximum opportunities for Disadvantaged, Minority, Women and Long Beach Business Enterprises (DBEs, MBEs, WBEs and Local) to compete successfully in supplying our needs for products and services.

18. INTER-AGENCY PARTICIPATION:

IF OTHER AGENCIES EXPRESS AN INTEREST IN PARTICIPATING IN THIS BID, WOULD YOU SUPPLY THE SAME ITEMS.

YES \_\_\_\_\_ NO \_\_\_\_\_

(If yes, any agency electing to participate in this Bid will order its own requirements without regard to the City of Long Beach. The City of Long Beach assumes no liability or payment guarantee on any units sold to participating agencies.)

SUBCONTRACTORS

To assist the City in maintaining records of its Minority and Women Outreach Program, Bidder is requested to provide the following information. Answers are optional, and failure to answer will not disqualify Bid. If additional space is required, Bidder shall attach a separate sheet.

The following Minority- or Woman-owned subcontractors are to be utilized to provide equipment, material, supplies and/or services for this Contract requirement:

Company Name: \_\_\_\_\_

Address: \_\_\_\_\_

Commodity/Service Provided: \_\_\_\_\_

Circle appropriate designation: MBE WBE

19. AMERICANS WITH DISABILITIES ACT:

**INSTRUCTIONS TO BIDDERS**

Contractor shall have and be allocated the sole responsibility to comply with the Americans with Disabilities Act of 1990 ("ADA") with respect to performance hereunder and contractor shall defend, indemnify and hold the City, its officials and employees harmless from and against any and all claims of failure to comply with or violation of the ADA as said claim relates to this Contract.

**20. EQUAL BENEFITS ORDINANCE:**

Bidders/Proposers are advised that any contract awarded pursuant to this procurement process shall be subject to the applicable provisions of Long Beach Municipal Code section 2.73 et seq., the Equal Benefits Ordinance. Bidders/Proposers shall refer to Attachment/Appendix for further information regarding the requirements of the Ordinance.

All Bidders/Proposers shall complete and return, with their bid/proposal, the Equal Benefits Ordinance Compliance form contained in the Attachment/Appendix. Unless otherwise specified in this procurement package, Bidders/Proposers do not need to submit supporting documentation verifying with their bids/proposals. However, supporting documentation verifying that the benefits are provided equally shall be required if the Bidder/Proposer that is selected for award of a contract.

1. Acceptance of the offer contained in this Contract is expressly limited to the terms and conditions of such offer as herein stated.
2. No charges for taxes, transportation, boxing, packaging, crating or returnable containers will be allowed and paid by the City unless separately stated hereon. All sales, use, excise or similar taxes to be paid by the City must be itemized separately hereon and on invoices. The City is exempt from payment of Federal Excise Tax under Certificate No. 95-73 0502K and none shall be charged to the City.
3. The City's obligation to pay the sum herein stated for any one fiscal year shall be contingent upon the City Council of the City appropriating the necessary funds for such payment by the City in each fiscal year during the term of this Contract. For the purposes of this section a fiscal year commences on October 1 of the year and continues through September 30 of the following year. In the event that the City Council of the City fails to appropriate the necessary funds for any fiscal year, then, and in that event, the Contract will terminate at no additional cost or obligation to the City.
4. Contractor shall deliver the materials, equipment, supplies or services, or cause the work to be performed, within the time and in the manner specified in the Contract. Times and dates stated herein are of the essence. If at any time Contractor has reason to believe that deliveries will not be made as scheduled, written notice setting forth the cause of the anticipated delay shall be given immediately to the City. Deliveries must be prepaid. C.O.D. shipments will not be accepted.
5. The City reserves the right at any time to make changes in drawings and specifications, in methods of shipment and packaging and in place of delivery as to any articles covered by this Contract. In such event there will be made an equitable adjustment in price and time of performance mutually satisfactory to Contractor and the City; but any claim by Contractor for such an adjustment must be made within thirty (30) days of such change.
6. Contractor warrants that the goods, machinery or equipment delivered or the work performed hereunder shall conform to the specifications, drawings, samples or other description specified by the City and shall be fit and sufficient for the purpose intended, merchantable, of good material and workmanship, in good working order and free from defect or faulty workmanship for a period of ninety (90) days. When defective goods, machinery, or equipment or faulty workmanship is discovered which requires repair or replacement pursuant to this warranty, Contractor shall provide all labor, materials, parts and equipment to correct such defect at no expense to the City.
7. Contractor shall indemnify, protect and hold harmless City, its Boards, Commissions, and their officials, employees and agents ("Indemnified Parties"), from and against any and all liability, claims, demands, damage, loss, obligations, causes of action, proceedings, awards, fines, judgments, penalties, costs and expenses, including attorneys' fees, court costs, expert and witness fees, and other costs and fees of litigation, arising or alleged to have arisen, in whole or in part, out of or in connection with (1) Contractor's breach or failure to comply with any of its obligations contained in this Contract, including any obligations arising from the Contractor's compliance with or failure to comply with applicable laws, including all applicable federal and state labor requirements including, without limitation, the requirements of California Labor Code section 1770 et seq. or (2) negligent or willful acts, errors, omissions or misrepresentations committed by Contractor, its officers, employees, agents, subcontractors, or anyone under Contractor's control, in the performance of work or services under this Contract (collectively "Claims" or individually "Claim").

In addition to Contractor's duty to indemnify, Contractor shall have a separate and wholly independent duty to defend Indemnified Parties at Contractor's expense by legal counsel approved by City, from and against all Claims, and shall continue this defense until the Claims are resolved, whether by settlement, judgment or otherwise. No finding or judgment of negligence, fault, breach, or the like on the part of Contractor shall be required for the duty to defend to arise. City shall notify Contractor of any Claim, shall tender the defense of the Claim to Contractor, and shall assist Contractor, as may be reasonably requested, in the defense.

If a court of competent jurisdiction determines that a Claim was caused by the sole negligence or willful misconduct of Indemnified Parties, Contractor's costs of defense and indemnity shall be (1) reimbursed in full if the court determines sole negligence by the Indemnified Parties, or (2) reduced by the percentage of willful misconduct attributed by the court to the Indemnified Parties.

If the Contractor elects to use subcontractors, Contractor agrees to require its subcontractors to indemnify Indemnified Parties and to provide insurance coverage to the same extent as Contractor. The provisions of this Section shall survive the expiration or termination of this Contract.

8. The City reserves the right to terminate this Contract at any time in whole or in part even though Contractor is not in default hereunder. In such event there will be made an equitable adjustment of the terms that is mutually satisfactory to the City and Contractor. Upon receipt of any notice of such termination, Contractor shall, unless such notice otherwise directs, immediately discontinue all work on the Contract and deliver, if and as directed, to the City all completed and partially completed articles, work in process and materials purchased or acquired for performance of the Contract. The provisions of this section shall not limit or affect the right of the City to terminate this Contract immediately upon written notice of breach.

9. The City reserves the right to cancel this Contract or any part thereof and reject delivery of goods if delivery is not undertaken and completed when specified and in accordance with specifications. Contractor shall be charged for any direct losses, but not any consequential damages, sustained by the City by reason of such delay or failure, excepting losses caused by a delay for reasons beyond Contractor's reasonable control. Direct losses shall include any costs to the city in excess of the Contract price of obtaining goods from other sources similar to those cancelled or rejected hereunder.
10. The City shall pay to Contractor the price(s) specified in the Contract on delivery of the materials, equipment, supplies or services and acceptance thereof by the City Manager or his designee, or upon completion of the work to be performed and accepted thereof, as specified in the Contract. Defective articles or articles not in accordance with the City's specifications shall be held for Contractor's instructions at Contractor's risk, and if Contractor so directs will be returned at Contractor's expense.
11. No return or exchange of material, equipment or supplies shall be permitted without written approval of the City Purchasing Agent.
12. All royalties for patents, or changes for the use of patents, which may be involved in any article to be furnished under this Contract shall be included in the Contract price.
13. In cases where a price subject to escalation has been agreed upon, the price escalation shall be shown as a separate item on the invoice. Unless an escalator clause has been shown as a specific part of this Contract Contractor shall not be entitled to reimbursement for costs incurred due to escalation.
14. All materials, supplies and equipment provided under this Contract shall be in full compliance with the Safety Orders and Regulations of the Division of Industrial Safety of the State of California, Title 8, California Code of Regulations (CAL/OSHA) and all applicable OSHA regulations as well as all other applicable California Code of Regulations. Contractor shall indemnify and hold the City, its officials, and employees harmless for, of and from any and all loss, including but not limited to fines, penalties and corrective measures, the City may sustain by reason of Contractor's failure to comply with said laws, rules and regulations in connection with the performance of this Contract.
15. Contractor shall keep confidential and not disclose to others or use in any way to the detriment of the City confidential business or technical information that the City may disclose in conjunction with this Contract or Contractor may learn as a result of performing this Contract.
16. This Contract shall not be assigned in whole or in part, nor any duties delegated without the City's prior written approval.
17. The remedies herein reserved shall be cumulative and additional to any other remedies at law or in equity. The waiver of any breach of this Contract shall not be held to be a waiver of any other or subsequent breach. The City's failure to object to provisions contained in any communication from Contractor shall not be deemed an acceptance of such provisions or a waiver of the provisions of this Contract.
18. This Contract shall not be amended or modified, except by written agreement signed by the parties and expressly referring to this Contract.
19. Contractor shall indemnify, hold harmless and defend the City, its officials and employees from any damage, claim, loss, cost, liability, cause of action or expense, including reasonable attorney's fees, whether or not reduced to judgment, arising from any infringement or claimed infringement of any patent, trademark or copyright, or misappropriation of confidential information or trade secrets of any third party and based on the manufacture, sale or use of goods, machinery or equipment supplied hereunder.
20. Contractor shall furnish further itemization and breakdown of the Contract price when requested by the City.
21. Contractor, in the performance of any work or the furnishing of any labor under this Contract, shall be considered as an independent contractor. Contractor, his agents and employees shall not be considered as employees of the City.
22. Contractor and subcontractor(s) shall not discriminate against any person in the performance of this Contract and shall comply with applicable federal, state and city equal employment opportunity laws, ordinances, rules and regulations. Contractor and subcontractor(s) shall not discriminate against any employee or applicant for employment or against any subcontractor on the basis of race, color, religion, national origin, sex, sexual orientation, AIDS, HIV status, age, disability, or handicap, subject to federal and state laws, rules and regulations.
23. Contractor shall comply with all applicable federal, state and local laws pertaining to the subject matter hereof.
24. Contractor shall submit samples of all documents that Contractor may require the City to execute to complete this transaction. By accepting these samples as part of the bid or by awarding the Contract to a Contractor who has submitted said samples, the City

does not agree to the terms stated in said samples. This Invitation to Bid and Contractor's bid shall take priority over said samples and this Invitation and Contractor's bid shall become the Contract between the City and the Contractor.

- 25. All quantities stated herein are only ESTIMATES. The City reserves the right to increase or decrease these estimated quantities based on its actual needs and funds available.
- 26. The City reserves the right to exercise, at its option, an increase in expenditures by ten (10) percent annually, but the City does not guarantee such an increase.
- 27. Contractor shall cooperate with the City in all matters relating to taxation and the collection of taxes, particularly with respect to the self-accrual of use tax. Contractor shall cooperate as follows: (i) for all leases and purchases of materials, equipment, supplies or other tangible personal property totaling over \$100,000 shipped from outside California, a qualified Contractor shall complete and submit to the appropriate governmental entity the form in Appendix "A" attached hereto; and (ii) for construction contracts and subcontracts totaling \$5,000,000 or more, Contractor shall obtain a sub-permit from the California Board of Equalization for the Work site. "Qualified" means that the Contractor purchased at least \$500,000 in tangible personal property that was subject to sales or use tax in the previous calendar year.

In completing the form and obtaining the permit(s), Contractor shall use the address of the Work site as its business address and may use any address for its mailing address. Copies of the form and permit(s) shall also be delivered to the Purchasing Agent. The form must be submitted and the permit(s) obtained as soon as Contractor receives a notice of award. Contractor shall not order any materials or equipment over \$100,000 from vendors outside California until the form is submitted and the permit(s) obtained and, if Contractor does so, it shall be a material breach of the Agreement. In addition, Contractor shall make all purchases from its Long Beach sales office and the Long Beach sales office of its vendors if those vendors have a Long Beach office and all purchases made by Contractor under this Agreement which are subject to use tax of \$500,000 or more shall be allocated to the City of Long Beach. Contractor shall require the same form and permit(s) from its subcontractors.

Contractor shall not be entitled to and by signing this Contract waives any claim or damages for delay against City if Contractor does not timely submit these forms to the appropriate governmental entity. Contractor may contact Julissa Jose-Murray at 562-570-6869 for assistance with the form.

- 28. The California Integrated Waste Management Act (Public Resources Code, Sec. 40000 et seq.) requires governmental entities to achieve fifty (50) percent diversion of waste. In conjunction with the City's Integrated Resources Bureau, the City is currently developing an Environmentally Preferable Product (EPP) procurement plan. These guidelines enable the City Purchasing Agent to greatly expand procurement programs by moving beyond a singular consideration of "recycled-content". EPP procurement facilitates the purchase of products that qualify within a broad range of "environmentally preferable" criteria, such as: minimal packaging; energy savings; non-toxic; manufactured from sustainably-harvested materials. Contractor shall monitor products that fall within the EPP guidelines and document all criteria that qualifies the product as an EPP. Documentation from the manufacturer will be acceptable and may be required during the term of the Contract.
- 29. **NOTICE TO BIDDERS REGARDING THE PUBLIC RECORDS ACT:**  
Responses to this Invitation to Bid become the exclusive property of the City of Long Beach. All Bids submitted in response to this Invitation to Bid are a matter of public record and shall be regarded as public records. Exceptions will be only those elements in each Bid that are defined by the Bidder as business or trade secrets and are marked as "Trade Secrets", "Confidential" or "Proprietary".

The City shall not be liable or responsible in any way for disclosure of any records not marked as "Trade Secrets", "Confidential" or "Proprietary". The City shall not be liable or responsible in any way for disclosure of any records so marked if disclosure is deemed to be required by law or by a court order.

- 30. **NOTE: FAILURE TO COMPLY WITH THESE ADDITIONAL CONDITIONS WILL DISQUALIFY A BIDDER. NOTICE OF INTENTION TO APPLY FOR WAIVER OF ALL OR A PORTION OF THESE INSURANCE REQUIREMENTS MUST BE IN COMPLIANCE WITH CITY OF LONG BEACH ADMINISTRATIVE REGULATION 8-27 (AR 8-27). NOTE THAT COMPLIANCE WITH THE CITY'S INDEMNIFICATION IS MANDATORY FOR A RESPONSIVE BIDDER.**

THE FOLLOWING ADDITIONAL CONDITIONS APPLY TO ALL BIDS:

**INSURANCE:** As a condition precedent to the effectiveness of this Contract, Contractor shall procure and maintain at its expense, until completion of performance and acceptance by City, from an insurer admitted (licensed) in the State of California with a current financial responsibility rating of A (Excellent) or better and a current financial size category (FSC) of V (capital surplus and conditional surplus funds of greater than \$10 million) or greater rating as reported by A.M. Best Company or equivalent, unless waived in writing by City's Risk Manager, or non-admitted in the State of California with a current financial responsibility rating of A (Excellent) or better

and a current financial size category (FSC) of VIII (capital surplus and conditional surplus funds of greater than \$100 million) or greater rating as reported by A.M. Best Company or equivalent, unless waived in writing by City's Risk Manager.

- (a) Commercial general liability insurance or self-insurance equivalent in coverage scope to ISO CG 00 01 10 93 naming **the City of Long Beach, and its boards, officials, employees, and agents** as additional insureds on a form equivalent in coverage scope to ISO CG 20 10 11 85 from and against claims, demands, causes of action, expenses, costs, or liability for injury to or death of persons, or damage to or loss of property arising out activities performed by or on behalf of the Contractor in an amount not less than One Million Dollars (US \$1,000,000) per occurrence and Two Million Dollars (US \$2,000,000) in general aggregate.
- (b) Workers' compensation coverage as required by the Labor Code of the State of California and Employer's liability insurance with minimum limits of One Million Dollars (US \$1,000,000) per accident or occupational illness. The policy shall be endorsed with a waiver of the insurer's right of subrogation against **the City of Long Beach, and its boards, officials, employees, and agents**.
- (c) Automobile liability insurance equivalent in coverage scope to ISO CA 00 01 06 92 in an amount not less than Five Hundred Thousand Dollars (US \$500,000) combined single limit (CSL) per accident for bodily injury and property damage covering Symbol 1 ("all autos").

Any self-insurance program or self-insurance retention must be approved separately in writing by the City's Risk Manager or designate and shall protect the **City of Long Beach, and its boards, officials, employees, and agents** in the same manner and to the same extent as they would have been protected had the policy or policies not contained retention provisions. Each insurance policy shall be endorsed to state that coverage shall not be suspended, voided, or canceled by either party except after thirty (30) days prior written notice to the City of Long Beach, and shall be primary and not contributing to any other insurance or self-insurance maintained by the City of Long Beach.

**Any subcontractors of all tiers which Contractor may use in the performance of this Contract shall be required to maintain insurance in compliance with the provisions of this section. The additional insured endorsement form number applicable to subcontractors with respect to the general liability insurance shall be the ISO CG 20 26 11 85 form or its equivalent.**

Contractor shall deliver to the City of Long Beach certificates of insurance and original endorsements for approval as to sufficiency and form prior to the start of performance hereunder. The certificates and endorsements for each insurance policy shall contain the original signature of a person authorized by that insurer to bind coverage on its behalf. "Claims-made" policies are not acceptable unless the City's Risk Manager determines that "Occurrence" policies are not available in the market for the risk being insured. In a "Claims-made" policy is accepted, it must provide for an extended reporting period of not less than one hundred eighty (180) days. Such insurance as required herein shall not be deemed to limit Contractor's liability relating to performance under this Contract. The City of Long Beach reserves the right to require complete certified copies of all said policies at any time. Any modification or waiver of the insurance requirements herein shall be made only with the approval of the City's Risk Manager. The procuring of insurance shall not be construed as a limitation on liability or as full performance of the indemnification provisions of this Contract.

To the extent more stringent insurance requirements apply in accordance with the City of Long Beach's Administrative Regulation 8-27 (AR 8-27) and its amendments, the currently in-force AR 8-27 regulations and requirements supersede and replace any insurance requirements stated herein.

**INDEMNITY: To the extent allowed by law**, Contractor shall defend, indemnify, and hold harmless the City, its Commissions and Boards, and their officials, employees, and agents from and against any and all demands, claims, causes of action, liability, loss, liens, damage, costs, and expenses (including attorney's fees) arising from or in any way connected or alleged to be connected with Contractor's performance of the performance under the Contract or the work under or related to the Contract and from any act or omission, willful misconduct, or negligence (active or passive) by or alleged to be by Contractor, its employees, agents, or subcontractors either as a sole or contributory cause, sustained by any person or entity (including employees or representatives of City or Contractor). The foregoing shall not apply to claims or causes of action caused by the sole negligence or willful misconduct of the City, its Commissions and Boards, or their officials, employees, or agents.

In addition to Contractor's duty to indemnify, Contractor shall have a separate and wholly independent duty to defend Indemnified Parties at Contractor's expense by legal counsel approved by City, from and against all Claims, and shall continue this defense until the Claims are resolved, whether by settlement, judgment or otherwise. No finding or judgment of negligence, fault, breach, or the like on the part of Contractor shall be required for the duty to defend to arise. City shall notify Contractor of any Claim, shall tender the defense of the Claim to Contractor, and shall assist Contractor, as may be reasonably requested, in the defense.

If a court of competent jurisdiction determines that a Claim was caused by the sole negligence or willful misconduct of Indemnified Parties, Contractor's costs of defense and indemnity shall be (1) reimbursed in full if the court determines sole negligence by the Indemnified Parties, or (2) reduced by the percentage of willful misconduct attributed by the court to the Indemnified Parties. The provisions of this Section shall survive the expiration or termination of this contract.

THE FOLLOWING ADDITIONAL CONDITIONS APPLY ONLY IN CASES WHERE CONTRACTOR IS TO PERFORM WORK FOR THE CITY OR ON CITY PROPERTY:

Before execution of a Contract, the bidder shall file two surety bonds with the City of Long Beach subject to the approval of the City Engineer and City Attorney. The bonds shall be on forms provided by the City or acceptable to the City Attorney. The Payment Bond (Material and Labor Bond) shall satisfy claims of material suppliers and mechanics and laborers employed by the contractor on the Work. This bond shall be maintained by the contractor in full force and effect until the work is accepted by the City of Long Beach and until all claims for materials and labor are paid, and shall otherwise comply with the Civil Code. The Performance Bond shall guarantee faithful performance of all work within the time and manner prescribed, free from original or developed defects. This bond shall remain in effect as prescribed within the Contract, until the end of all warranty periods.

If at any time during the progress of the Work, Contractor shall allow any indebtedness to accrue for labor, equipment or materials, or which may become a claim against the City, Contractor shall immediately upon request from the City pay such claim or indebtedness or cause such lien to be dissolved and discharged by giving a bond or otherwise and, in case of his failure so to do, the City may withhold any money due Contractor until such claim or indebtedness is paid or may apply such money toward the discharge thereof; or in such event the City may, at its option, declare this Contract to be terminated, take possession and control of the Work, and complete the same or cause the same to be completed according to the specifications. Contractor shall pay to the City the difference between the Contract price and the actual cost to the City in completing or causing the Work to be completed.

Contractor shall carry on the Work at its own risk until the same is fully completed and accepted and shall, in case of any accident, destruction or injury to the Work or materials before its final completion and acceptance, repair or replace the Work or materials so injured, damaged and destroyed, at his own expense and to the satisfaction of the City. When materials and equipment are furnished by others for installation or erection by Contractor, Contractor shall receive, unload, store and handle same at the Site and become responsible therefore as though such materials and equipment were being furnished by Contractor under the Contract.

Contractor shall list the name and location of the place of business of each Subcontractor who will perform work, labor or services for Contractor, or who specially fabricates and installs a portion of the Work or improvement in an amount in excess of one-half of one percent of Contractor's total contract cost. The Subcontractor list shall be submitted with Contractor's Bid.

**PROJECT OVERVIEW**

The City of Long Beach is seeking vendor(s) to supply heavy equipment rental and delivery services as needed. (See Appendix A)

**BID TIMELINE** – All times are Pacific Time

Bid release date:	September 27, 2022
Questions due:	October 11, 2022 by 11:00 AM
Response from the City to bidder	October 17, 2022
Bid due date:	October 25, 2022 by 11:00 AM

**BID SUBMISSION INSTRUCTIONS:**

It is recommended that bidders visit the City’s website [www.longbeach.gov/purchasing](http://www.longbeach.gov/purchasing) on a regular basis for any addenda to the bid.

The following documents shall be submitted as general attachments. Bidders that do not include these items will be deemed non-responsive and their bids will be rejected.

- \_\_\_\_\_ Signed Bid Cover Page and Entire Bid Document including specifications section
- \_\_\_\_\_ California All Purpose Acknowledgment, Notarized (if applicable)
- \_\_\_\_\_ Debarment Certification Form (Attachment A)
- \_\_\_\_\_ Reference List (Attachment B)
- \_\_\_\_\_ W-9 Form (Attachment C)
- \_\_\_\_\_ Insurance Requirement (Attachment D)
- \_\_\_\_\_ Equal Benefits Ordinance (Attachment E)
- \_\_\_\_\_ Secretary of State Certification Print-Out (Attachment F)
- \_\_\_\_\_ Local Preference (Attachment G)

**METHOD OF SUBMISSION:**

Electronic Bids shall be submitted via the City’s secure online bidding system. All required sections of the Bid must be submitted via the website. Bidder is solely responsible for “on time” submission of their electronic bid. The Bid Management System will not accept late bids and no exceptions shall be made. Bidders will receive an e-bid confirmation number with a time stamp from the Bid Management System indicating that their bid was submitted successfully. The City will only receive those bids that were transmitted successfully.

When bids on certain items are labeled “optional”, bidders shall indicate “no bid” or “N/A” in the space provided for an item for which no bid is being offered.



**BID NUMBER ITB FS-22-163**

Bid cover page shall be signed in ink and included with the electronic bid submission as a general attachment. Digital and stamped signatures shall not be accepted.

Pricing shall be submitted electronically on the Line Items tab and all pages of the bid document shall be uploaded as a general attachment.

Submit bid online at: <https://longbeachbuys.buyspeed.com/bsa/view/login/login.xhtml>

**In addition to the electronic submission, bidders shall submit the following original document(s) with wet signature(s) in a sealed envelope to the address shown below: **BY MAIL ONLY****

1. Original bid cover page
2. A notarized California All-Purpose Acknowledgement Form (for all companies located outside the State of California)

City of Long Beach  
C/O City Clerk  
Attn: Michelle King  
411 West Ocean Boulevard, 1<sup>st</sup> Floor  
Long Beach, CA 90802

Documents shall be clearly labeled in a sealed envelope or box as follows:

**ITB FS-22-163 Heavy Equipment Rental**

**Electronic Bids and required hard copy forms must be received by 11:00 AM Pacific Time, October 25, 2022. Bids and required hard copy forms that do not arrive by the specified date and time WILL NOT BE ACCEPTED. Bidders may submit their bid any time prior to the above stated deadline.**

Note: E-Bids are sealed and cannot be viewed by the City until the closing date and time. If you need to withdraw your bid, you may do so any time before the bid deadline, by going back into the system and selecting "withdraw".

All questions must be submitted in writing and emailed to [purchasingbids@longbeach.gov](mailto:purchasingbids@longbeach.gov)  
ATTN: Michelle King with the bid number in the subject line of the email message.

**REFERENCES**

Bidder shall furnish a list of five (5) current customers, including company name, street address, telephone number and contact person, for whom Bidder has provided similar items and quantities. The City intends to contact these customers to determine product reliability, performance and other information. Failure to include customer's references will result in rejection of bids. See Reference Information form attachment.

**AWARD**

The City prefers to award to a single contractor but reserves the right to award contracts to multiple vendors. The City reserves the right in its sole discretion to award all items to one bidder, or to award separate items or groups of items to various bidders, or to increase or decrease the quantities of any item. The City reserves the right to reject at any time any or all bids.

**CONTRACT PERIOD**

The Contract term shall be twenty-four (24) months from the date of award unless the City determines, in its sole discretion, that a later commencement date is necessary, in which case the City will notify the Bidder of such date upon award of the Contract. This Contract may be extended by mutual agreement for up to three additional periods of one year each in accordance with terms and conditions stated herein

**EXTENSION OPTION:**

This Contract is subject to extension for three additional one (1) year periods from the date of expiration of this Contract, at the option of the City in accordance with the option granted in your bid.

Price changes after the base period shall be negotiated, but shall not exceed the most recent available month for the Los Angeles-Riverside-Orange County, CA Consumer Price Index (CPI) for All Urban Consumers for non-labor.

**RIGHT TO REJECT BID**

The City reserves the right, in its discretion, to reject any and all Bids and, to the extent not prohibited by law, to waive any minor irregularity or informality in any Bid that does not affect the validity of the Bid or does not give the bidder a competitive advantage over other bidders.

**BID PROTEST PROCEDURES**

**Who May Protest**

Only a bidder who has actually submitted a bid proposal is eligible to protest a bid. The City will not accept or entertain bid protests from manufacturers, vendors, suppliers, subcontractors or the like. A bidder may not rely on the bid protest submitted by another bidder, but must timely pursue its own protest.

**Time for Protest**

A bidder desiring to protest a bid shall file the protest within five (5) business days of the electronic notification of intent to award. The City Purchasing Agent must receive the protest by the close of the business on the fifth (5<sup>th</sup>) business day following posting of notification of intent to award the contract.

**Form of Protest**

The protest must be in writing and signed by the individual who signed the bid or, if the bidder is a corporation, by an officer of the corporation, and addressed to the City Purchasing Agent. A protest shall be made by e-mail, mail or fax to the City. A protest must set forth a complete and detailed statement of the grounds for the protest and include all relevant information to support the grounds stated, must refer to the specific portion(s) of the contract documents upon which the protest is based, and shall include a valid e-mail address, street address, and phone number sufficient to ensure the City's response will be received.

Once the protest is received by the City Purchasing Agent, the City will not accept additional information on the protest unless the City itself requests it. In that case, the additional information must be submitted within three (3) business days after the request is made and must be received by the City Purchasing Agent by the close of the business on the third (3<sup>rd</sup>) business day.

The City Purchasing Agent or designee will respond, by e-mail or regular mail to the addresses provided in the protest, with a decision regarding the protest within five (5) business days following receipt of the protest or, if applicable, the receipt of requested additional information.

The decision of the City Purchasing Agent shall be final and conclusive.

The procedure and time limits set forth herein are mandatory and are the bidder's sole and exclusive remedy in the event of bid protest. The bidder's failure to comply with these procedures shall constitute a waiver of any right to further pursue a bid protest, including filing a Government Code Claim or initiation of legal proceedings.

**ADDITIONAL REQUIREMENTS FROM FUNDING SOURCE**

Any Contract arising from this procurement process may be funded in whole or in part by various granting agencies. Pursuant to said grants, the Awarded Vendor is required to comply with (and to incorporate into its agreements with any sub-vendors) the following provisions in the performance of the Contract, as applicable.

**ORDER OF PRECEDENCE**

In the event of conflicts or discrepancies between these grant funding provisions and any other Contract document, the Federal grant provisions shall take precedence.

**ACCESS TO CONTRACTOR'S RECORDS**

The Awarded Vendor shall provide the City, the Office of State and Local Government Coordination and Preparedness, the Comptroller General of the United States, or any of their authorized representatives, access to any books, documents, papers, and records of the Awarded vendor which are directly pertinent to the work performed under the Contract for the purposes of making audit, examination, excerpts or transcriptions.

**AMERICANS WITH DISABILITIES ACT**

The Awarded Vendor hereby certifies that it will comply, as applicable, with the Americans with Disabilities Act of 1990 ("ADA"), 42 USC §§ 12101 et seq., and its implementing regulations, including Subtitle A, Title II of the ADA. The Awarded Vendor will provide, as applicable, reasonable accommodations to allow qualified individuals with disabilities to have access to and to participate in its programs, services and activities in accordance with the provisions of the ADA. The Awarded Vendor will not discriminate against persons with disabilities or against persons due to their relationship to or association with a person with a disability. Any contract entered into by the Awarded Vendor (or any subcontract thereof), relating to this Agreement, shall be subject to the provisions of this paragraph.

**COMPLIANCE WITH CONTRACT WORK HOURS AND SAFETY STANDARDS ACT**

The Awarded Vendor shall comply with the requirements of §§ 103 and 107 of the Contract Work Hours and Safety Standards Act (40 U.S.C §§ 327-330) as supplemented by Department of Labor regulations (29 CFR Part 5).

**COMPLIANCE WITH COPELAND "ANTI-KICKBACK" ACT**

The Awarded Vendor shall comply with the requirements of the Copeland "Anti-Kickback" Act (18 U.S.C. § 874) as supplemented in the Department of Labor regulations (29 CFR Part 3).

**COMPLIANCE WITH DAVIS-BACON ACT**

The Awarded Vendor shall comply with the requirements of the Davis-Bacon ACT (40 U.S.C. §§ 276 to 276-a7) as supplemented by Department of Labor regulations (29 CFR Part 5) where applicable and shall provide the City with all applicable payroll records on a weekly basis.

**COPYRIGHT**

The Awarded Vendor acknowledges the existence of requirements and regulations of the awarding Federal agency relating to copyrights and right in data, including, but not limited to those set forth in 44 CFR Part 13.34 which states: "The Federal awarding agency reserves royalty-free, nonexclusive, and irrevocable license to reproduce, publish or otherwise use, and to authorize others to use, for Federal Government purposes: (a) The copyright in any work developed under a grant, subgrant, or contract under a grant or subgrant; and (b) Any rights of copyright to which a grantee, subgrantee or a contractor purchases ownership with grant support." The Awarded Vendor shall comply with 25 CFR 85.34

**DRUG-FREE WORKPLACE**

The Awarded Vendor hereby certifies that it shall provide or shall continue to provide a drug-free workplace as required by the Drug-Free Workplace Act of 1988 (41 U.S.C. § 701), and implemented at 44 CFR Part 17.

**ENERGY EFFICIENCY**

The Awarded Vendor shall comply with all mandatory standards and policies relating to energy efficiency that are contained in the State of California's energy conservation plan issued in compliance with the Energy Policy and Conservation Act (Pub. L.94-163, 89 Stat. 871).

#### ENVIRONMENTAL LEGISLATION

The Awarded Vendor shall comply with all applicable standards, orders or requirements issued under § 306 of the Clean Air Act (42 U.S.C. 1857 (h)), § 508 of the Clean Water Act (33 U.S.C. 1368), Executive Order 11738, and Environmental Protection Agency regulations (40 CFR Part 15).

#### MINORITY, WOMEN, AND OTHER BUSINESS ENTERPRISE OUTREACH

In accordance with CalOES/Grantor directives, as applicable, firms who represent small business enterprises (SBEs), minority business enterprises (MBEs) and women business enterprises (WBEs) are encouraged to participate in competition for this opportunity. Any such enterprise shall include the appropriate SBE/MBE/WBE certification along with its proposal. The Awarded Vendor agrees that, to the extent contractors or subcontractors are utilized, the Awarded Vendors shall use small, minority, women-owned, or disadvantaged business concerns and contractors or subcontractors to the extent practicable and shall take the affirmative steps as set forth in 44 CFR §13.36(e).

#### NATIONAL PRESERVATION ACTS

The Awarded Vendor shall assist City (if necessary) in assuring compliance with § 106 of the National Historic Preservation Act of 1966 (16 U.S.C. § 470), Executive Order 11593 (identification and protection of historic properties), the Archeological and Historical Preservation Act of 1974 (16 U.S.C. § 469 a-1 et seq.), and the National Environmental Policy Act of 1969 (42 U.S.C. § 4321)

#### NONDISCRIMINATION; EQUAL EMPLOYMENT OPPORTUNITY

The Awarded Vendor hereby assures the City that in performing its obligations pursuant to the Contract, it will comply with all applicable nondiscrimination requirements as set forth in 44 CFR Part 13.36. In addition, the Awarded Vendor shall comply with Executive Order 11246 of September 24, 1965, entitled "Equal Opportunity Employment," as amended by Executive Order 11375 of October 13, 1967, and as supplemented in Department of Labor regulations (41 CFR chapter 60), and where applicable to the nondiscrimination provisions of the Omnibus Crime Control and Safe Street Acts of 1968 (42 U.S.C. § 3789d), the Victims of Crimes Act (42 U.S.C. § 10604(e)), the Juvenile Justice and Delinquency Prevention Act (42 U.S.C. § 5672(b)), the Civil Rights Act of 1964 (42 U.S.C. § 2000d), the Rehabilitation Act of 1973 (29 U.S.C. § 794), the Americans with Disabilities Act of 1990 (42 U.S.C. §§ 12131-34), the Education Amendments of 1972 (20 U.S.C. §§ 1681, 1683, 1685-86), and the Age Discrimination Act of 1975 (42 U.S.C. §§ 6101-07), see Executive Order 13279 (equal protection of the laws for faith-based and community organizations). This provision must be incorporated by Awarded Vendor into any subcontract exceeding \$10,000.

#### PATENT RIGHTS

The Awarded Vendor acknowledges the existence of requirements and regulations of the awarding Federal agency relating to patent rights with respect to any discovery or invention which arises or is developed in the course or under this Contract, including, but not limited to those regulations and requirements set forth in 44 CFR Part 13.36. Any discovery or invention that arises during the course of this Contract shall be immediately reported to the Department's project management team. The awarding Federal agency shall determine how rights in the invention/discovery shall be allocated consistent with "Government Patent Policy" and 37 CFR Part 401.

#### **PAYMENTS, REPORTS, RECORDS, RETENTION AND ENFORCEMENT**

The Awarded Vendor acknowledges the requirements and regulations set forth in 44 CFR Parts 13.36 through 13.42 and 49 CFR Part 18 and agrees to cooperate with the City in order to allow the City to comply with said requirements. The Awarded Vendor shall retain all of its records relating to the project for a period of five (5) years after City makes final payment to the Awarded Vendor and all other pending matters are closed.

#### **PUBLICATIONS**

All publications created and/or published with funding under any contract arising from this RFP shall prominently contain the following statement: "This document was prepared under a grant from FEMA's Grant Programs Directorate, U.S. Department of Homeland Security. Points of view or opinions in this document are those of the author(s) and do not necessarily represent the official position or policies of FEMA's Grant Programs Directorate or the U.S. Department of Homeland Security."

#### **RIGHTS TO DATA**

The Grantor and the City shall have unlimited rights or copyright license to any data first produced or delivered under this Agreement. "Unlimited rights" means the right to use, disclose, reproduce, prepare derivative works, distribute copies to the public and perform and display publicly, or permit others to do so; as required by 48 CFR 27.401. Where the data are not first produced under this Contract or are published copyrighted data with the notice of 17 U.S.C § 401 or 402, the Grantor acquires the data under copyright license as set forth in 48 CFR 27.404(f) (2) instead of unlimited rights (4 CFR 27.404(a)).

#### **RIGHTS TO USE INVENTIONS**

City and all grantors and/or awarding Federal Agency shall have an unencumbered right, and a non-exclusive, irrevocable, royalty –free license, to use, manufacture, improve upon and all others to do so for all governmental purposes, any Invention developed under the Contract.

#### **SYSTEM FOR AWARD MANAGEMENT (SAM)**

In accordance with Executive Orders 12549 and 12689 concerning suspension and debarment, contracts must prohibit contractors from awarding any subcontract to persons (individuals or organizations) listed as having an active exclusion of the Federal system for Awards Management Database ([www.sam.gov](http://www.sam.gov)).

**INSURANCE**

See Requirements on page 9, Section 30 and **Attachment D**.

**FUTURE AMENDMENTS**

The City reserves the right to change any portion of the work required, to add and/or delete items, or amend such other terms and conditions that may become necessary. Any such revisions shall be accomplished by written amendment to the contract and executed by the Contractor and the City.

**PAYMENT TERMS**

Net 30; 0 % discount in 0 days.

**VENDOR CONTACT INFORMATION**

Name of a person that will be the City's contact for order placement, order problems or special needs, etc. (must have a person's name).

Contact Name: William Cochlin

Contact Direct Phone: 562-305-2366

Contact Fax: \_\_\_\_\_

Contact E-mail: william.cochlin@hercrentals.com

**VENDOR'S EMPLOYEES**

Specify the number of current full-time employees residing in Long Beach \_\_\_\_\_

## **SPECIFICATIONS:**

The City of Long Beach is seeking a Contractor to provide for furnishing and delivering rental of heavy-duty industrial / construction equipment in accordance with department needs and/or fund availability. Contract is for twelve months from date of award with the option of two years with 3, 1-year renewal options at the discretion of the City.

The City desires a contractor with an adequate inventory of basic heavy-duty construction equipment. Heavy-duty is defined as 50 horse power or more and 10,000 pounds or more. Contractor shall have the ability to respond to the city's diverse needs within a minimal amount of time.

Contractor shall maintain adequate stock of equipment to accommodate City's needs, including emergencies, throughout the length of the contract.

All equipment shall be less than five (5) years of age and have less than 5000 hours or 35,000 miles on the hour meter or odometer. All equipment shall be in good working order.

Equipment shall be furnished on a 'bare' rental basis (no operator or driver). Equipment shall be bid on a prorated monthly basis and shall include all charges including transportation. Automatic or hydrostatic transmission is required in as many pieces of equipment as possible. The City shall be responsible for proper use, fuel, required lubrication, fire and theft. Contractor shall be responsible for mechanical breakdowns and shall bear the cost of all associated parts, labor and mileage charges. It shall be the Contractor's responsibility to furnish and deliver the equipment as indicated herein within the specified time period. The

**City does not pay for "rental protection" or any "additional insurance" fees. The City is self insured and can provide insurance upon request after award of bid.**

## **DELIVERY SCHEDULE**

Delivery shall be made at the request of Fleet Services Bureau (to be included in pricing) and delivered to, 2600 Temple Avenue in Long Beach (90806). At the direction of Fleet Services Bureau equipment may be delivered to an alternate location within the City of Long Beach.

Additional departments are authorized to request equipment, which may be delivered (to be included in pricing).

- Harbor Department Maintenance Yard 1400 W. Broadway, Long Beach, CA 90802
- Water Department 1800 E. Wardlow Road, Long Beach, CA 90807

Common industry equipment shall be available within two hours of notification. Large specialized equipment must be available within 1 calendar day.

If Contractor does not have equipment available and must obtain it from another source, the City will not pay additional costs, and will only pay the amount bid by the Contractor for that equipment. The City reserves the right to pick up the equipment as necessary. (See Subcontracting)



Contractor shall be available during normal business hours, Monday through Friday, for delivery and will call. During the term of the Contract, rental of equipment may be considered an emergency and, therefore, same day delivery of equipment must be provided by the Contractor.

Will you provide "Next Day" delivery? YES  X  NO \_\_\_\_\_

Excessive late deliveries (5 percent or more per month late within the specified delivery time) shall be considered a breach of contract and shall be grounds for termination, and grounds for the City to exercise all of its legal remedies including, but not limited to, those as specified in Item #9 of the "Contract – General Conditions". In addition, late deliveries are subject to "Liquidated Damages".

### **LIQUIDATED DAMAGES**

Time is of the essence. If delivery is not completed by the time stated previously for delivery, Contractor acknowledges and agrees that such delay would seriously affect the public welfare and the operation of the City and that damages for such delay would be impracticable or extremely difficult to determine. The parties agree that the sum of \$25.00 per day for each day of delay for each order shall be fixed as liquidated damages (and not as a penalty or forfeiture for breach). Liquidated damages shall apply where delivery is delayed beyond the time stated and where delivery of materials to replace materials deemed substandard or nonconforming by the City is delayed beyond the time specified for such replacement.

If the Contractor is prevented or delayed in delivering the rented vehicles or equipment by any default, act, or omission of the City, or by strikes, fire, act of God, or by the inability to obtain materials, equipment, or labor due to Federal Government restrictions, then the time of delivery shall be extended for such period as may be agreed between the City and Contractor. The City may, at the time of acceptance of the vehicle or equipment, waive liquidated damages which may have accrued for failure to deliver on time due to any of the above reasons after hearing evidence to the reasons for such delay and making a finding as to the cause of same.

### **SUBCONTRACTING**

No performance of this Contract or any portion thereof may be assigned or subcontracted by Contractor without the express written consent of the City. Any attempt by the Contractor to assign or subcontract any performance of the terms of this Contract without said consent shall be null and void and shall constitute a default under this Contract. In the event of such a default, the City may immediately terminate this Contract without liability for damages.

If the City consents to assignment or subcontracting, each term and condition of this Contract shall extend to and be binding on and inure to the benefit of the assignees, successors and administrators of the respective parties.

If the City consents to subcontracting, the Contractor shall include in all subcontracts the following provision: "This Contract is a subcontract under the terms of a prime Contract with the City of Long Beach. All provisions of that prime Contract shall apply to this subcontract."

Contractor shall indemnify, defend, and hold harmless the City and its employees from any and all liability arising or resulting from the employment of any subcontractors and their employees in the same manner as for Contractor's own employees.

**REFERENCES/CONTACT/LOCATION/INVENTORY:**

Bidder must present evidence indicative of its ability to provide and sustain the specified material to the satisfaction of the City. Failure to include any of the following information requested below may cause bid to be deemed non-responsive if the City has no prior experience with the Bidder.

Client References: Furnish on a separate sheet of paper a list of five (5) current customers, including company name, street address, telephone number and contact person, for whom Bidder has provided similar items. The City intends to contact these customers to determine reliability, Bidder's performance, service and other information.

Contact: How may City representative(s) contact Contractor under emergency and non-emergency conditions? Explain method and provide name and phone numbers (cell and land line) of your personnel that City may contract.

William Cochlin - 562-305-2366

---

Facility Location: You must have an established place of business, regularly maintained and complete with equipment necessary to satisfy the needs of the City of Long Beach Bidder may be required to demonstrate that it has successfully performed similar services in a previous period of time.

Address of the nearest place of business:

22422 S Alameda St, Carson, CA 90810

---

Inventory: Please submit a list of the approximate inventory of each piece of equipment listed at your location that will service the City.

**INVOICING/PAYMENT FOR SERVICES**

Contractor shall submit, upon completion of each rental provide a uniquely numbered invoice describing the following:

1. Name of City Department and employee name that requested a vehicle or piece of equipment
2. Name of City employee that authorized rental and delivery of a vehicle or piece of equipment.
3. Vehicle type rented
4. Description of vehicle including serial number or license number.
5. A complete breakdown of the rental cost, taxes and fuel if applicable. Rental rates shall be as indicated in the Summary of Bid Items.
6. Detailed description of any associated cost(s) beyond rental rate.

### **PRICE ADJUSTMENT AND CONDITIONS**

Prices quoted to the City shall be based on a rental price list from contractor. Rental prices shall not be increased for the duration of one contract year. Rental price lists shall be submitted with bid, and must be in effect at time of bid opening and shall not be subject to change for a period of 365 days after bid award.

Upon renewal of the contract term if prices on the price lists are raised, the City reserves the right to accept such raises, or to cancel such items from the Contract, or terminate the Contract in its entirety, without further obligation by either party in the event price increases are not acceptable. Contractor shall immediately notify the City Purchasing Agent in writing of such price increases, and shall immediately give the City the benefit of any decline in prices effective on the date of such decline. Requests for price increases shall be accompanied by regularly published price list of the Contractor, which will substantiate the request for the price change.

Changes in price shall be effective on the date the notice of change is received by the City Purchasing Agent, or at a later date designated by the Contractor. Price increases shall not be retroactive.

Specifications and conditions herein shall supersede any conflicting conditions in price lists. Three copies of new or revised rental price lists shall be sent immediately to the City of Long Beach Purchasing Division, 333 West Ocean Blvd., Long Beach, California 90802.

### **DEFAULT BY CONTRACTOR / TERMINATION**

Notwithstanding anything to the contrary in these Specifications or in the Purchase Order, the City may terminate this Contract without liability for damages when, in the City's sole opinion, the Contractor is not diligently performing or otherwise not complying in good faith with the Contract, has become insolvent, has assigned or subcontracted any part of the work without the consent of the City, or has otherwise defaulted in performance of the Contract.

### **CONTRACT ENFORCEMENT**

The Contractor or its authorized representative shall meet periodically, at the discretion and convenience of the City, with an authorized representative of the City to address any problems or other issues. All scheduled and regular service functions shall be completed prior to this meeting.

The City reserves the right to perform inspections at any time for the purpose of monitoring performance. The Contractor shall cooperate with the City representative(s) in the review and monitoring of Contractor's performance, records and procedures.

At the request of the City, the Contractor, or its appropriate representative, shall attend meetings as deemed necessary by the City, for the purposes of orientation, information, amendments to the Contract and description of City policies and procedures.

In the event the City commences legal proceedings for the enforcement of the Contract and is the prevailing party, the City shall be entitled to an award of attorney's fees and costs incurred in the action.

**BID SECTION**

No "Minimum Day Rental" bids are permitted. Bids indicating a minimum number of rental days will be rejected.

**Definition of Rate Type:**

Hourly rate: Returned same day

Daily rate: Vehicle to be kept overnight

Weekly rate: Vehicle is rented for a seven-day period. City holidays excluded.

**DO NOT FILL PRICES IN ON THIS TABLE. THIS IS FOR YOUR REFERENCE ONLY.**

**YOU ARE REQUIRED TO ELECTRONICALLY FILL IN THE PRICING. FAIL TO FILL ONLINE PRICING WILL INVALIDATE YOUR BID.**

Item	Description	Hourly Rate	Daily Rate	Weekly Rate
01	Bulldozers; Caterpillar, John Deere, Volvo, Komatsu or approved equal:	Input pricing electronically		
01A	70 HP, diesel, with 7' blade and torque converter with power shift	\$	\$	\$
01B	120 HP, diesel, with 10' blade and torque converter with power shift	\$	\$	\$
02	Articulated Wheel Loader; John Deere, Caterpillar, Volvo or approved equal			
02A	90 HP, diesel, 1.75 yd bucket, ROPS/FOPS, windshield, with steering behind articulation point	\$	\$	\$
02B	150 HP, diesel, 3 yd bucket, ROPS/FOPS, windshield, with steering behind articulation point	\$	\$	\$
03	General Purpose Tractor; John Deere, Caterpillar, Volvo or approved equal			
03A	50 HP, diesel, with loader bucket, 5/8 cu yd. capacity, power-shift transmission, PTO and 3 point hitch and ROPS/FOPS	\$	\$	\$
03B	80 HP, diesel, with loader bucket, 5/8 cu yd capacity, power-shift transmission, PTO and 3 pt hitch and ROPS/FOPS	\$	\$	\$
04	Backhoes; Caterpillar, John Deere, Volvo or approved equal			
04A	55 HP, diesel, with loader bucket, 7/8 cu yd capacity, power-shift transmission, 14' reach and ROPS/FOPS	\$	\$	\$
04B	80 HP, diesel, W/loader bucket, 1.25 cu yd capacity; power-shift transmission, PTO 23.5' reach and ROPS/FOPS	\$	\$	\$
05	Grader; Caterpillar, John Deere or approved equal:			
05A	90 HP, diesel, 12' blade, with cab	\$	\$	\$
06	Forklifts; Industrial; Caterpillar, Clark, TCM, Yale, Mitsubishi, Hyster or approved equal			

06A	Gas or propane, 3000 lb, 10' lifting height, pneumatic or semi-pneumatic-tires, with ROPS/FOPS.	\$	\$	\$
06B	Gas or propane, 8000 lb, 14' lifting height, pneumatic or semi-pneumatic tires, with ROPS/FOPS	\$	\$	\$
07	Forklifts; rough terrain; John Deere, Case or approved equal:			
7A	Gas-or-diesel, 10,000-1b: 25' lifting Height with ROPS/FOPS	\$	\$	\$
8	Boom type, high lift; Dynalift, JCB, Lull or approved equal:			
08A	Gas or diesel, 2 or 4 wheel drive, 4000 lb, 28' lifting height	\$	\$	\$
08B	Gas or diesel, 2 or 4 wheel drive, 8000 lb, 34' lifting height	\$	\$	\$
9	Trailers; Eager Beaver, Trail King, Zieman or approved equal			
09A	20' deck, 8' width, lunette hitch, surge brakes, 18,000 lb cap	\$	\$	\$
10	Truck mounted crane, mounted on heavy-duty chassis; National, Pittman, RO or approved equal:			
10A	8 ton	\$	\$	\$
10B	12 ton	\$	\$	\$
10C	15 ton	\$	\$	\$
11	Bucket truck; Hi Ranger, Versalift, Lift All, Altec or approved equal:			
11A	30 ft	\$	\$	\$
11B	48 ft	\$	\$	\$
12	Rollers, riding, self-propelled; Bomag, Duopac, Ingersol-Rand, Multiquip or approved equal:			
12A	Vibratory, 3 to 5ton	\$	\$	\$
12B	Vibratory, 8 to 10 ton	\$	\$	\$
13	Hydrahammer	\$	\$	\$
14	Dump Truck, Two Axle Asphalt			
14A	Dump Trucks, Two Axle	\$	\$	\$
14B	Dump Truck, Three Axle	\$	\$	\$
14C	Dump Truck, Three Axle 6X6	\$	\$	\$
15	Articulated dump truck			
15A	12 – 17 yard.	\$	\$	\$
16	Two axle box truck			
16A	Two axle box truck, 10 ft. Box Truck	\$	\$	\$
16B	Two axle box truck, 15 ft. Box Truck	\$	\$	\$

16C	Two axle box truck, 20 ft. Box Truck	\$	\$	\$
16D	Two axle box truck, 24 ft. Box Truck	\$	\$	\$
17A	Truck Tractor Diesel 2 axle	\$	\$	\$
17B	Truck Tractor Diesel 3 axle	\$	\$	\$
18A	Man Lift - up to 25' Reach	\$	\$	\$
18B	Man Lift - up to 40' Reach	\$	\$	\$
18C	Man Lift - up to 50' Reach	\$	\$	\$
18D	Man Lift - up to 60' Reach	\$	\$	\$
19A	Scissor Lift up to 25'	\$	\$	\$
19B	Scissor Lift up to 35'	\$	\$	\$
20A	½ Ton Reg cab 8' bed Pick-Up	\$	\$	\$
21A	¾ Ton Reg cab 8' bed Pick-Up	\$	\$	\$
22A	½ Ton Crew Cab 4X4 6' bed Pick-Up	\$	\$	\$
23A	¾ Ton Crew Cab 4X4 6' bed Pick-Up	\$	\$	\$
24A	1 Ton Crew Cab 4x4 6' bed Pick-Up	\$	\$	\$
25A	1 Ton Reg Can 12-foot stake bed with liftgate	\$	\$	\$
26A	1 Ton 12 Passenger Van	\$	\$	\$
27A	1 Ton 15 Passenger Van	\$	\$	\$

Related miscellaneous heavy-duty industrial / construction equipment not included herein may be rented, if available, on a demand basis, if authorized by Fleet Services Management personnel, Harbor Department or Water Department authorized personnel.

Bidder shall indicate discount from published price list: 10 %

A copy of the published price list shall be attached and submitted with this bid. Failure to include the published price list may disqualify bid.

**Delivery:**

# of 2 hours for common industry equipment (required within 2 hours of notification).

# of 1 business days for large specialized equipment (required within 1 day of notification).

Please state hours of business:

Monday–Friday 7AM-5PM Saturday Closed Sunday Closed Holidays Closed

Quantities will not be considered in making this award. The award will be based on the unit prices given. The City may award items individually to more than one Contractor.

## Attachment A

### Debarment, Suspension, Ineligibility and Voluntary Exclusion Certification

*Please read Acceptance of Certification and Instructions for Certification before completing*

As a current or potential vendor for the City of Long Beach (City) your firm, through its business relationship with the City, may be the recipient of federal grant funds. As such, the City is required to document that neither your business entity or organization, nor any of your principals are debarred, suspended, ineligible, or have voluntarily been excluded from receiving federal grant funds. Consistent with Executive Order No. 12549 Title 2 CFR Part 180 Subpart C, all potential recipients of federal grant funds are required to comply with the requirements specified below. By submission of proposal/bid/agreement, the undersigned, under penalty of perjury, certifies that the participant, nor any of its principals in the capacity of owner, director, partner, officer, manager, or other person with substantial influence in the development or outcome of a covered transaction, whether or not employed by the participant:

- Are not currently under suspension, debarment, voluntary exclusion, or determination of ineligibility by any Federal department or agency;
- Have not, within a three (3) year period preceding this bid/agreement/proposal, been suspended, debarred, voluntarily excluded or declared ineligible by a federal agency;
- Do not presently have a proposed debarment proceeding pending;
- Have not, within a three (3) year period preceding this bid/agreement/proposal, been indicted or convicted, or had a civil judgment rendered against it by a court of competent jurisdiction in any matter involving fraud or official misconduct;
- Have not, within a three (3) year period preceding this bid/agreement/proposal, had one or more public transactions (Federal, State, or local) terminated for cause or default.

If reorganization, management turnover, or a shift or change of principals' status occurs, written notice must be submitted within 21 days. Subsequent disclosure of unfavorable information will be subject to thorough review and remedial action. Updated versions of this certification may be requested on a routine basis.

Where the potential prospective recipient of Federal assistance funds is unable to certify to any of the statement in this certification, such prospective participant shall attach an explanation to the applicable bid/agreement/proposal.

Herc Rentals Inc.

Business/Contractor/Agency

Jason Oosterbeek

Name of Authorized Representative

Vice President

Title of Authorized Representative



Signature of Authorized Representative

10/24/2022

Date

r20141001



## **Acceptance of Certification**

1. This bid/agreement/proposal or like document has the potential to be a recipient of Federal funds. In order to be in compliance with Code of Federal Regulations, the City requires this completed form. By signing and submitting this document, the prospective bidder/proposer is providing the certification and acknowledgement as follows:
2. The terms "covered transaction," "debarred," "suspended," "ineligible," "lower tier covered transaction," "participant," "person," "primary covered transaction," "principal," "proposal," and "voluntarily excluded," as used in this clause, have the meanings set out in the Definitions and Coverage sections of rules implementing Executive Order 12549.
3. The certification in this clause is a material representation of fact upon which reliance was placed when this transaction was entered into. If it is later determined that the prospective recipient of Federal assistance funds knowingly rendered an erroneous certification, in addition to other remedies available to the Federal Government, the department or agency with which this transaction originated may pursue available remedies, including suspension and/or debarment.
4. The potential recipient of Federal assistance funds agrees by submitting this bid/agreement/proposal or like document that, should the proposed covered transaction be entered into, it shall not knowingly enter into any lower tier covered transaction with a person who is debarred, suspended, declared ineligible, or voluntarily excluded from participation in this covered transaction, unless authorized by the department or agency with which this transaction originated.

### **Instructions for completing the form, Attachment –Debarment Certification**

1. The City of Long Beach sometimes receives Federal funding on certain purchases/projects. To ensure that the City is in compliance with Federal regulations we require this form to be completed.
2. The City of Long Beach checks the System for Award Management at [www.sam.gov](http://www.sam.gov) to make sure that Consultants who are awarded City contracts and/or purchase orders are not debarred or suspended. Prospective Consultants should perform a search on this website for your company and or persons associated with your business.
3. If your business is in compliance with the conditions in the form, please have the appropriate person complete and sign this form and return with your bid/proposal/agreement.
4. If at anytime, your business or persons associated with your business become debarred or suspended, we require that you inform us of this change in status.
5. If there are any exceptions to the certification, please include an attachment. Exceptions will not necessarily result in denial of award, but will be considered in determining bidder responsibility. For any exception, indicate to whom it applies, initiating agency and dates of action.
6. Note: Providing false information may result in criminal prosecution or administrative sanctions.

***If you have any questions on how to complete this form, please contact the  
Purchasing Division in the City of Long Beach Business Relations Bureau at 562-570-6200***

Rev 12.11.13



City of Long Beach  
 Purchasing Division  
 333 W Ocean Blvd/7<sup>th</sup> Floor  
 Long Beach CA 90802

ATTACHMENT B

Reference Information Form

Client/Contractor Name County of Riverside

Project Manager/Contact Name Maria Cruz Lascano E-mail \_\_\_\_\_ Ph. No. 760-490-8569

Address \_\_\_\_\_

Project Description Ongoing Bare Equipment Rental Services

Project Dates (Start and End) \_\_\_\_\_ Contract Term(s) \_\_\_\_\_ Contract Amount \_\_\_\_\_

Client/Contractor Name City of San Diego Environmental - Miramar Landfill

Project Manager/Contact Name Michael Dunn E-mail \_\_\_\_\_ Ph. No. 858-518-2105

Address \_\_\_\_\_

Project Description Ongoing Bare Equipment Rental Services

Project Dates (Start and End) \_\_\_\_\_ Contract Term(s) \_\_\_\_\_ Contract Amount \_\_\_\_\_

Client/Contractor Name California Dept of Transportation

Project Manager/Contact Name Brian Lopes E-mail \_\_\_\_\_ Ph. No. 916-227-6085

Address 1727 30th Street, MS 65, Sacramento, CA 95816

Project Description Bare Equipment Rental Services

Project Dates (Start and End) 3/2/20 – 3/1/23 Contract Term(s) 2 years Contract Amount \$2,384,451.51

Client/Contractor Name Bureau of Land Management

Project Manager/Contact Name Donnitta Jones E-mail \_\_\_\_\_ Ph. No. 951-413-9786

Address \_\_\_\_\_

Project Description Ongoing Bare Equipment Rental Services

Project Dates (Start and End) \_\_\_\_\_ Contract Term(s) \_\_\_\_\_ Contract Amount \_\_\_\_\_

Client/Contractor Name US Army Reserves 416th Civil Affairs Battalion

Project Manager/Contact Name Robert Maldonado E-mail \_\_\_\_\_ Ph. No. 978-943-4403

Address \_\_\_\_\_

Project Description Ongoing Bare Equipment Rental Services

Project Dates (Start and End) \_\_\_\_\_ Contract Term(s) \_\_\_\_\_ Contract Amount \_\_\_\_\_

Attachment C

**W-9 Request for Taxpayer  
Identification Number and Certification**

[Form must be signed and dated]

## Request for Taxpayer Identification Number and Certification

**Give Form to the requester. Do not send to the IRS.**

<b>Print or Type See Specific Instructions on page 2.</b>	Name (as shown on your income tax return)	
	Business name/disregarded entity name, if different from above	
	Check appropriate box for federal tax classification: <input type="checkbox"/> Individual/sole proprietor <input type="checkbox"/> C Corporation <input type="checkbox"/> S Corporation <input type="checkbox"/> Partnership <input type="checkbox"/> Trust/estate  <input type="checkbox"/> Limited liability company. Enter the tax classification (C=C corporation, S=S corporation, P=partnership) ▶  <input type="checkbox"/> Other (see instructions) ▶	Exemptions (see instructions):  Exempt payee code (if any) _____ Exemption from FATCA reporting code (if any) _____
	Address (number, street, and apt. or suite no.)	Requester's name and address (optional)
	City, state, and ZIP code	
List account number(s) here (optional)		

<b>Part I Taxpayer Identification Number (TIN)</b>																																	
Enter your TIN in the appropriate box. The TIN provided must match the name given on the "Name" line to avoid backup withholding. For individuals, this is your social security number (SSN). However, for a resident alien, sole proprietor, or disregarded entity, see the Part I instructions on page 3. For other entities, it is your employer identification number (EIN). If you do not have a number, see <i>How to get a TIN</i> on page 3.																																	
Social security number <table border="1" style="width: 100%; text-align: center;"> <tr><td style="width: 25px;"> </td><td style="width: 25px;"> </td><td style="width: 25px;"> </td><td style="width: 25px;"> </td></tr> <tr><td style="width: 25px;"> </td><td style="width: 25px;"> </td><td style="width: 25px;"> </td><td style="width: 25px;"> </td></tr> <tr><td style="width: 25px;"> </td><td style="width: 25px;"> </td><td style="width: 25px;"> </td><td style="width: 25px;"> </td></tr> <tr><td style="width: 25px;"> </td><td style="width: 25px;"> </td><td style="width: 25px;"> </td><td style="width: 25px;"> </td></tr> </table>																	Employer identification number <table border="1" style="width: 100%; text-align: center;"> <tr><td style="width: 25px;"> </td><td style="width: 25px;"> </td><td style="width: 25px;"> </td><td style="width: 25px;"> </td></tr> <tr><td style="width: 25px;"> </td><td style="width: 25px;"> </td><td style="width: 25px;"> </td><td style="width: 25px;"> </td></tr> <tr><td style="width: 25px;"> </td><td style="width: 25px;"> </td><td style="width: 25px;"> </td><td style="width: 25px;"> </td></tr> <tr><td style="width: 25px;"> </td><td style="width: 25px;"> </td><td style="width: 25px;"> </td><td style="width: 25px;"> </td></tr> </table>																
Note. If the account is in more than one name, see the chart on page 4 for guidelines on whose number to enter.																																	

<b>Part II Certification</b>	
Under penalties of perjury, I certify that:	
1. The number shown on this form is my correct taxpayer identification number (or I am waiting for a number to be issued to me), and	
2. I am not subject to backup withholding because: (a) I am exempt from backup withholding, or (b) I have not been notified by the Internal Revenue Service (IRS) that I am subject to backup withholding as a result of a failure to report all interest or dividends, or (c) the IRS has notified me that I am no longer subject to backup withholding, and	
3. I am a U.S. citizen or other U.S. person (defined below), and	
4. The FATCA code(s) entered on this form (if any) indicating that I am exempt from FATCA reporting is correct.	
<b>Certification instructions.</b> You must cross out item 2 above if you have been notified by the IRS that you are currently subject to backup withholding because you have failed to report all interest and dividends on your tax return. For real estate transactions, item 2 does not apply. For mortgage interest paid, acquisition or abandonment of secured property, cancellation of debt, contributions to an individual retirement arrangement (IRA), and generally, payments other than interest and dividends, you are not required to sign the certification, but you must provide your correct TIN. See the instructions on page 3.	

<b>Sign Here</b>	Signature of U.S. person ▶	Date ▶
------------------	----------------------------	--------

**General Instructions**

Section references are to the Internal Revenue Code unless otherwise noted.

**Future developments.** The IRS has created a page on IRS.gov for information about Form W-9, at [www.irs.gov/w9](http://www.irs.gov/w9). Information about any future developments affecting Form W-9 (such as legislation enacted after we release it) will be posted on that page.

**Purpose of Form**

A person who is required to file an information return with the IRS must obtain your correct taxpayer identification number (TIN) to report, for example, income paid to you, payments made to you in settlement of payment card and third party network transactions, real estate transactions, mortgage interest you paid, acquisition or abandonment of secured property, cancellation of debt, or contributions you made to an IRA.

Use Form W-9 only if you are a U.S. person (including a resident alien), to provide your correct TIN to the person requesting it (the requester) and, when applicable, to:

1. Certify that the TIN you are giving is correct (or you are waiting for a number to be issued),
2. Certify that you are not subject to backup withholding, or
3. Claim exemption from backup withholding if you are a U.S. exempt payee. If applicable, you are also certifying that as a U.S. person, your allocable share of any partnership income from a U.S. trade or business is not subject to the

withholding tax on foreign partners' share of effectively connected income, and

4. Certify that FATCA code(s) entered on this form (if any) indicating that you are exempt from the FATCA reporting, is correct.

**Note.** If you are a U.S. person and a requester gives you a form other than Form W-9 to request your TIN, you must use the requester's form if it is substantially similar to this Form W-9.

**Definition of a U.S. person.** For federal tax purposes, you are considered a U.S. person if you are:

- An individual who is a U.S. citizen or U.S. resident alien,
- A partnership, corporation, company, or association created or organized in the United States or under the laws of the United States,
- An estate (other than a foreign estate), or
- A domestic trust (as defined in Regulations section 301.7701-7).

**Special rules for partnerships.** Partnerships that conduct a trade or business in the United States are generally required to pay a withholding tax under section 1446 on any foreign partners' share of effectively connected taxable income from such business. Further, in certain cases where a Form W-9 has not been received, the rules under section 1446 require a partnership to presume that a partner is a foreign person, and pay the section 1446 withholding tax. Therefore, if you are a U.S. person that is a partner in a partnership conducting a trade or business in the United States, provide Form W-9 to the partnership to establish your U.S. status and avoid section 1446 withholding on your share of partnership income.

## Request for Taxpayer Identification Number and Certification

**Give Form to the  
requester. Do not  
send to the IRS.**

▶ Go to [www.irs.gov/FormW9](http://www.irs.gov/FormW9) for instructions and the latest information.

Print or type.  
See Specific Instructions on page 3.

1 Name (as shown on your income tax return). Name is required on this line; do not leave this line blank. <b>HERC RENTALS INC.</b>	
2 Business name/disregarded entity name, if different from above	
3 Check appropriate box for federal tax classification of the person whose name is entered on line 1. Check only one of the following seven boxes.  <input type="checkbox"/> Individual/sole proprietor or single-member LLC <input checked="" type="checkbox"/> C Corporation <input type="checkbox"/> S Corporation <input type="checkbox"/> Partnership <input type="checkbox"/> Trust/estate  <input type="checkbox"/> Limited liability company. Enter the tax classification (C=C corporation, S=S corporation, P=Partnership) ▶ _____ <small>Note: Check the appropriate box in the line above for the tax classification of the single-member owner. Do not check LLC if the LLC is classified as a single-member LLC that is disregarded from the owner unless the owner of the LLC is another LLC that is not disregarded from the owner for U.S. federal tax purposes. Otherwise, a single-member LLC that is disregarded from the owner should check the appropriate box for the tax classification of its owner.</small>  <input type="checkbox"/> Other (see instructions) ▶ _____	4 Exemptions (codes apply only to certain entities, not individuals; see instructions on page 3):  Exempt payee code (if any) <u>5</u>  Exemption from FATCA reporting code (if any) _____  <small>(Applies to accounts maintained outside the U.S.)</small>
5 Address (number, street, and apt. or suite no.) See instructions. <b>PO BOX 936257</b>	Requester's name and address (optional)
6 City, state, and ZIP code <b>ATLANTA, GA 31193</b>	
7 List account number(s) here (optional)	

**Part I Taxpayer Identification Number (TIN)**

Enter your TIN in the appropriate box. The TIN provided must match the name given on line 1 to avoid backup withholding. For individuals, this is generally your social security number (SSN). However, for a resident alien, sole proprietor, or disregarded entity, see the instructions for Part I, later. For other entities, it is your employer identification number (EIN). If you do not have a number, see *How to get a TIN*, later.

**Note:** If the account is in more than one name, see the instructions for line 1. Also see *What Name and Number To Give the Requester* for guidelines on whose number to enter.

<b>Social security number</b>																				
<table style="width: 100%; border-collapse: collapse;"> <tr> <td style="border: 1px solid black; width: 20px; height: 20px;"></td> <td style="border: 1px solid black; width: 20px; height: 20px;"></td> <td style="border: 1px solid black; width: 20px; height: 20px;"></td> <td style="border: 1px solid black; width: 20px; height: 20px;"></td> <td style="border: 1px solid black; width: 20px; height: 20px;"></td> <td style="border: 1px solid black; width: 20px; height: 20px;"></td> <td style="border: 1px solid black; width: 20px; height: 20px;"></td> <td style="border: 1px solid black; width: 20px; height: 20px;"></td> <td style="border: 1px solid black; width: 20px; height: 20px;"></td> <td style="border: 1px solid black; width: 20px; height: 20px;"></td> <td style="border: 1px solid black; width: 20px; height: 20px;"></td> <td style="border: 1px solid black; width: 20px; height: 20px;"></td> <td style="border: 1px solid black; width: 20px; height: 20px;"></td> <td style="border: 1px solid black; width: 20px; height: 20px;"></td> <td style="border: 1px solid black; width: 20px; height: 20px;"></td> <td style="border: 1px solid black; width: 20px; height: 20px;"></td> <td style="border: 1px solid black; width: 20px; height: 20px;"></td> <td style="border: 1px solid black; width: 20px; height: 20px;"></td> <td style="border: 1px solid black; width: 20px; height: 20px;"></td> <td style="border: 1px solid black; width: 20px; height: 20px;"></td> </tr> </table>																				
or																				
<b>Employer identification number</b>																				
<table style="width: 100%; border-collapse: collapse;"> <tr> <td style="border: 1px solid black; width: 20px; height: 20px;"></td> <td style="border: 1px solid black; width: 20px; height: 20px;"></td> <td style="border: 1px solid black; width: 20px; height: 20px;"></td> <td style="border: 1px solid black; width: 20px; height: 20px;"></td> <td style="border: 1px solid black; width: 20px; height: 20px;"></td> <td style="border: 1px solid black; width: 20px; height: 20px;"></td> <td style="border: 1px solid black; width: 20px; height: 20px;"></td> <td style="border: 1px solid black; width: 20px; height: 20px;"></td> <td style="border: 1px solid black; width: 20px; height: 20px;"></td> <td style="border: 1px solid black; width: 20px; height: 20px;"></td> <td style="border: 1px solid black; width: 20px; height: 20px;"></td> <td style="border: 1px solid black; width: 20px; height: 20px;"></td> <td style="border: 1px solid black; width: 20px; height: 20px;"></td> <td style="border: 1px solid black; width: 20px; height: 20px;"></td> <td style="border: 1px solid black; width: 20px; height: 20px;"></td> <td style="border: 1px solid black; width: 20px; height: 20px;"></td> <td style="border: 1px solid black; width: 20px; height: 20px;"></td> <td style="border: 1px solid black; width: 20px; height: 20px;"></td> <td style="border: 1px solid black; width: 20px; height: 20px;"></td> <td style="border: 1px solid black; width: 20px; height: 20px;"></td> </tr> </table>																				

**Part II Certification**

Under penalties of perjury, I certify that:

- The number shown on this form is my correct taxpayer identification number (or I am waiting for a number to be issued to me); and
- I am not subject to backup withholding because: (a) I am exempt from backup withholding, or (b) I have not been notified by the Internal Revenue Service (IRS) that I am subject to backup withholding as a result of a failure to report all interest or dividends, or (c) the IRS has notified me that I am no longer subject to backup withholding; and
- I am a U.S. citizen or other U.S. person (defined below); and
- The FATCA code(s) entered on this form (if any) indicating that I am exempt from FATCA reporting is correct.

**Certification instructions.** You must cross out item 2 above if you have been notified by the IRS that you are currently subject to backup withholding because you have failed to report all interest and dividends on your tax return. For real estate transactions, item 2 does not apply. For mortgage interest paid, acquisition or abandonment of secured property, cancellation of debt, contributions to an individual retirement arrangement (IRA), and generally, payments other than interest and dividends, you are not required to sign the certification, but you must provide your correct TIN. See the instructions for Part II, later.

<b>Sign Here</b>	Signature of U.S. person ▶	Date ▶ <u>01/10/2022</u>
------------------	----------------------------	--------------------------

### General Instructions

Section references are to the Internal Revenue Code unless otherwise noted.

**Future developments.** For the latest information about developments related to Form W-9 and its instructions, such as legislation enacted after they were published, go to [www.irs.gov/FormW9](http://www.irs.gov/FormW9).

### Purpose of Form

An individual or entity (Form W-9 requester) who is required to file an information return with the IRS must obtain your correct taxpayer identification number (TIN) which may be your social security number (SSN), individual taxpayer identification number (ITIN), adoption taxpayer identification number (ATIN), or employer identification number (EIN), to report on an information return the amount paid to you, or other amount reportable on an information return. Examples of information returns include, but are not limited to, the following.

- Form 1099-INT (interest earned or paid)

- Form 1099-DIV (dividends, including those from stocks or mutual funds)
  - Form 1099-MISC (various types of income, prizes, awards, or gross proceeds)
  - Form 1099-B (stock or mutual fund sales and certain other transactions by brokers)
  - Form 1099-S (proceeds from real estate transactions)
  - Form 1099-K (merchant card and third party network transactions)
  - Form 1098 (home mortgage interest), 1098-E (student loan interest), 1098-T (tuition)
  - Form 1099-C (canceled debt)
  - Form 1099-A (acquisition or abandonment of secured property)
- Use Form W-9 only if you are a U.S. person (including a resident alien), to provide your correct TIN.

*If you do not return Form W-9 to the requester with a TIN, you might be subject to backup withholding. See What is backup withholding, later.*



City of Long Beach  
Purchasing Division  
333 w. Ocean Blvd 7<sup>th</sup> Floor  
Long Beach, CA 90802

## ATTACHMENT E

### INSURANCE REQUIREMENTS

Contractor shall submit proof of insurability from an insurance company with an: 8 rating (as specified in City AR 8-27) from AM Best Company with bid. Failure to submit this proof will disqualify the bid.


- Successful bidder shall obtain and maintain at its expense until completion of performance and acceptance by the City, from an insurer:
  - Admitted (Licensed) in the State of California with a current financial responsibility rating of an Excellent or better and a current financial size category (FSC) of V (Capital Surplus and Conditional Surplus Funds of greater than \$10 million) or greater rating as reported by AM Best Company or equivalent, unless waived in writing by the City's Risk Manager, or
  - Non-admitted in the State of California with a current financial responsibility rating of an Excellent or better and a current financial size category (FSC) of VIII (Capital Surplus Funds or greater than \$100 million) or greater rating as reported by AM Best Company or equivalent, unless waived in writing by City's Risk Manager.
  - Comprehensive General Liability naming City, its Officials, Employees, and Agents as additional insureds for injury to or death of persons or damage to or loss of property arising from or connected to vendor's performance here-under \$1,000,000 combined single limit for each occurrence and \$2,000,000 General Aggregate.
  - Automobile Liability: \$500,000 combined single limit per accident for bodily injury and property damage covering owned, non-owned and hired vehicles.
  - Worker's Compensation: As required by California Labor Code.
- Self-insurance of self-insured retention must be approved in writing by City and protect City in same manner and extent as if policies had not contained retention. Each policy must be endorsed to state that coverage shall not be cancelled by either party or reduced in coverage except after 30 days prior written notice to City. Vendor must furnish to City before performance certificates of insurance and original endorsements, with the original signature of one authorized by the insurer to bind coverage on its behalf, for approval as to sufficiency and form. This insurance shall not be deemed to limit vendor's liability hereunder.
- Contractor shall maintain at its expense, until completion of performance and acceptance by City, from an insurer:
  - Admitted (licensed) in the State of California with a current financial responsibility rating of A (Excellent) or better and a current financial size category (FSC) of V (capital surplus



City of Long Beach  
Purchasing Division  
333 W. Ocean Blvd 7<sup>th</sup> Floor  
Long Beach, CA 90802

- and conditional surplus funds of greater than \$10 million) or greater rating as reported by A.M. Best Company or equivalent, unless waived in writing by City's Risk Manager, or
- Non-admitted in the State of California with a current financial responsibility rating of A (Excellent) or better and a current financial size category (FSC) of VIII (capital surplus and conditional surplus funds of greater than \$100 million) or greater rating as reported by A.M. Best Company or equivalent, unless waived in writing by the City's Risk Manager.
  - All coverages for Subcontractors shall be subject to the requirements stated herein and shall be maintained at no expense to the City.
  - Contractor shall furnish the City with certificates of insurance and original endorsements providing coverage as required above. The certificates and endorsements for each insurance policy are to be signed by a person authorized by that insurer to bind coverage on its behalf.
  - Before any of Contractor's or Subcontractor's employees shall do any work on the City's property, Contractor shall furnish the City with the required certificates evidencing that such insurance is being maintained. Such certificates shall specify the date when such insurance expires. Such insurance shall be maintained until after the Work under the Contract has been completed and accepted.
  - Such insurance as required herein or in any other documents to be considered a part hereof shall not be deemed to limit Contractor's liability under this Contract.
  - Contractor shall defend, indemnify and hold harmless the City, its officials and employees from and against any and all liability for claims for bodily injury and property damage arising out of negligent acts, omissions or errors of any employee of Contractor at the Site.
  - Contractor shall list the name and location of the place of business of each Subcontractor who will perform work, labor or services for Contractor, or who specially fabricates and installs a portion of the Work or improvement in an amount in excess of one-half of one percent of Contractor's total contract cost. The Subcontractor list shall be submitted with Contractor's Bid.

By submitting a signature below, Bidder promises that insurance requirements can be provided as requested.

Printed Name: Jason Oosterbeek Title: Vice President  
Signature:  Date: 10/24/2022

# ATTACHMENT E

## SECRETARY OF STATE CERTIFICATION PRINTOUT

<https://businesssearch.sos.ca.gov/>

**Alex Padilla**  
California Secretary of State

Business Search - Business Entities (BE)

**Business Search**

This search provides access to available information for corporations, limited liability companies and limited partnerships of record with the California Secretary of State, including free uncertified PDF copies of the most recent Statements of Information filed for corporations and limited liability companies, if the statements have been imaged. Please note: This search is not intended to serve as a name availability search. For information on checking or reserving a name, refer to [Name Availability](#).

To conduct a search:

- Select the applicable search type.
- In the "Search Criteria" box, enter the entity name or number you wish to search. Note: If entering the entity number of a corporation, the number must begin with the letter C.
- Select the search filter you wish to use to locate the entity if searching for an entity name.
- Select the Search button.
- For help with searching an entity name or number, refer to [Search Tips](#).

All fields marked with an asterisk (\*) are required.

Search Type \*  
 Search by Corporation Name  Search by LP/LLC Name  Search by Entity Number

Search Criteria \*  Search Filter  Keyword

Online Services

- E-File Statements of Information for Corporations
- Business Search
- Processing Times
- Disclosure Search

Service Options

- Name Availability

Forms, Samples & Fees

- Statements of Information (annual/biennial reports)
- Filing Tips
- Information Requests (certificates, copies & status reports)
- Service of Process
- FAQs

Please include a printout from this website with your bid.  
*Individual and Sole Proprietor businesses are exempt.*





# Secretary of State Certificate of Status

I, SHIRLEY N. WEBER, PH.D., California Secretary of State, hereby certify:

**Entity Name:** HERC RENTALS INC.  
**Entity No.:** 0505045  
**Registration Date:** 02/24/1966  
**Entity Type:** Stock Corporation - Out of State - Stock  
**Formed In:** DELAWARE  
**Status:** Active

The above referenced entity is active on the Secretary of State's records and is qualified to transact intrastate business in California.

This certificate relates to the status of the entity on the Secretary of State's records as of the date of this certificate and does not reflect documents that are pending review or other events that may impact status.

No information is available from this office regarding the financial condition, status of licenses, if any, business activities or practices of the entity.



**IN WITNESS WHEREOF**, I execute this certificate and affix the Great Seal of the State of California this day of October 24, 2022.

**SHIRLEY N. WEBER, PH.D.**  
Secretary of State

**Certificate No.:** 054716822

To verify the issuance of this Certificate, use the Certificate No. above with the Secretary of State Certification Verification Search available at [bizfileOnline.sos.ca.gov](http://bizfileOnline.sos.ca.gov).

**ATTENTION LONG BEACH BUSINESS OWNERS:**

In order to help support the success of businesses in Long Beach such as yours along with local jobs, the City of Long Beach has a local preference provision.

In bids for materials, equipment, supplies and nonprofessional services, Long Beach-based businesses meeting the criteria set forth below may have their bid price reduced by ten percent solely for the purpose of determining the lowest responsible bid (if selected as the winning bid, you would be paid based upon your actual bid price, not the reduced price).

The maximum preference a bidder may be awarded pursuant to this Section and any other provision of law shall be ten percent (10%). However, in no case shall the maximum preference cost under this Section exceed ten thousand dollars (\$10,000.00) for any bid.

The City Purchasing Agent has determined that the local preference is applicable to this Invitation to Bid. (The local preference does not apply to bids for all purchases funded in full or a fraction thereof by any tidelands fund, by any grant funds, nor by any funds received from the State of California. This section shall not apply to purchases made pursuant to Section 1801 and 1807 of the City Charter and to bids for public works, as that term is defined in Section 1720(a) of the California Labor Code.)

If your business qualifies for the local preference, please certify your eligibility by signing on the space provided below and attaching copies of the following documents to your bid package:

1. A current, valid business license from the City of Long Beach showing a place of business within the city limits; and
2. A current, valid seller's permit (also known as a sales tax permit) showing a place of business within the city limits.

**CERTIFICATION**

I certify that I possess a current valid City of Long Beach business license and a current valid seller's permit, both showing a place of businesses in the City of Long Beach, and that I am eligible for the City of Long Beach local preference.

\_\_\_\_\_  
Signature

\_\_\_\_\_  
Printed Name

\_\_\_\_\_  
Date

\_\_\_\_\_  
Title

## Attachment E

### **EQUAL BENEFITS ORDINANCE DISCLOSURE**

As a condition of being awarded a contract with the City of Long Beach ("City"), the selected Contractor/Vendor ("Contractor") may be required during the performance of the Contract, to comply with the City's nondiscrimination provisions of the Equal Benefits Ordinance ("EBO") set forth in the Long Beach Municipal Code section 2.73 et seq. The EBO requires that during the performance of the contract, the Contractor shall provide equal benefits to its employees with spouses and employees with domestic partners. Benefits include but are not limited to, health benefits, bereavement leave, family medical leave, membership and membership discounts, moving expenses, retirement benefits and travel benefits. A cash equivalent payment is permitted if an employer has made all reasonable efforts to provide domestic partners with access to benefits but is unable to do so. A situation in which a cash equivalent payment might be used is where the employer has difficulty finding an insurance provider that is willing to provide domestic partner benefits.

#### The EBO is applicable to the following employers:

- For-profit employers that have a contract with the City for the purchase of goods, services, public works or improvements and other construction projects in the amount of \$100,000 or more
- For-profit entities that generate \$350,000 or more in annual gross receipts leasing City property pursuant to a written agreement for a term exceeding 29 days in any calendar year

Contractors who are subject to the EBO must certify to the City before execution of the contract that they are in compliance with the EBO by completing the EBO Certification Form, attached, or that they have been issued a waiver by the City. Contractors must also allow authorized City representatives access to records so the City can verify compliance with the EBO.

The EBO includes provisions that address difficulties associated with implementing procedures to comply with the EBO. Contractors can delay implementation of procedures to comply with the EBO in the following circumstances:


- 1) By the first effective date after the first open enrollment process following the contract start date, not to exceed two years, if the Contractor/vendor submits evidence of taking reasonable measures to comply with the EBO; or
- 2) At such time that the administrative steps can be taken to incorporate nondiscrimination in benefits in the Contractor/vendor's infrastructure, not to exceed three months; or
- 3) Upon expiration of the contractor's current collective bargaining agreement(s).

#### Compliance with the EBO

If a contractor has not received a waiver from complying with the EBO and the timeframe within which it can delay implementation has expired but it has failed to comply with the EBO, the Contractor may be deemed to be in material breach of the Contract. In the event of a material breach, the City may cancel, terminate or suspend the City agreement, in whole or in part. The City also may deem the Contractor an irresponsible bidder and disqualify the Contractor from contracting with the City for a period of three years. In addition, the City may assess liquidated damages against the Contractor which may be deducted from money otherwise due the Contractor. The City may also pursue any other remedies available at law or in equity.

By my signature below, I acknowledge that the Contractor understands that to the extent it is subject to the provisions of the Long Beach Municipal Code section 2.73, the Contractor shall comply with this provision.

Printed Name: Jason Oosterbeek Title: Vice President

Signature:  Date: 10/24/2022

Business Entity Name: Herc Rentals Inc.

## EQUAL BENEFITS ORDINANCE CERTIFICATION OF COMPLIANCE

### Section 1. CONTRACTOR/VENDOR INFORMATION

Name: Herc Rentals inc. Federal Tax ID No ██████████  
Address: 27500 Riverview Center Blvd  
City: Bonita Springs State: FL ZIP: 34134  
Contact Person: Marlene L'Heureux Telephone: 818-569-6954  
Email: marlene.lheureux@hercrentals.com Fax: \_\_\_\_\_

### Section 2. COMPLIANCE QUESTIONS

- A. The EBO is inapplicable to this Contract because the Contractor/Vendor has no employees. \_\_\_\_\_ Yes  No
- B. Does your company provide (or make available at the employees' expense) any employee benefits?  Yes \_\_\_\_\_ No  
(If "yes," proceed to Question C. If "no," proceed to section 5, as the EBO does not apply to you.)
- C. Does your company provide (or make available at the employees' expense) any benefits to the spouse of an employee?  
 Yes \_\_\_\_\_ No
- D. Does your company provide (or make available at the employees' expense) any benefits to the domestic partner of an employee?  
 Yes \_\_\_\_\_ No (If you answered "no" to both questions C and D, proceed to section 5, as the EBO is not applicable to this contract. If you answered "yes" to both Questions C and D, please continue to Question E. If you answered "yes" to Question C and "no" to Question D, please continue to section 3.)
- E. Are the benefits that are available to the spouse of an employee identical to the benefits that are available to the domestic partner of an employee?  
 Yes \_\_\_\_\_ No  
(If "yes," proceed to section 4, as you are in compliance with the EBO. If "no," continue to section 3.)

Section 3. PROVISIONAL COMPLIANCE

- A. Contractor/vendor is not in compliance with the EBO now but will comply by the following date:

\_\_\_\_\_ By the first effective date after the first open enrollment process following the contract start date, not to exceed two years, if the Contractor/vendor submits evidence of taking reasonable measures to comply with the EBO; or

\_\_\_\_\_ At such time that the administrative steps can be taken to incorporate nondiscrimination in benefits in the Contractor/vendor's infrastructure, not to exceed three months; or

\_\_\_\_\_ Upon expiration of the contractor's current collective bargaining agreement(s).

- B. If you have taken all reasonable measures to comply with the EBO but are unable to do so, do you agree to provide employees with a cash equivalent? (The cash equivalent is the amount of money your company pays for spousal benefits that are unavailable for domestic partners.)

\_\_\_\_\_ Yes \_\_\_\_\_ No

Section 4. REQUIRED DOCUMENTATION


At time of issuance of purchase order or contract award, you may be required by the City to provide documentation (copy of employee handbook, eligibility statement from your plans, insurance provider statement, etc.) to verify that you do not discriminate in the provision of benefits.

Section 5. CERTIFICATION

I declare under penalty of perjury under the laws of the State of California that the foregoing is true and correct and that I am authorized to bind this entity contractually. By signing this certification, I further agree to comply with all additional obligations of the Equal Benefits Ordinance that are set forth in the Long Beach Municipal Code and in the terms of the contract of purchase order with the City.

Executed this 24 day of October, 2022 at Bonita Springs, FL

Name Jason Oosterbeek

Signature 

Title Vice President

Federal Tax ID No. 

Cat class	Description	Daily Rate	Weekly Rate
100-1050	ROTARY HAMMER 1/4-1 IN SDS PLUS BATT	65	200
100-1090	ROTARY HAMMER 3/16-3/4IN SDS PLUS ELEC	65	200
100-1110	ROTARY HAMMER SDS MAX COMBO 1-9/16IN BAT	65	200
100-1140	ROTARY HAMMER SDS MAX COMBO 1/2-6IN ELEC	70	240
100-1150	ROTARY HAMMER SDS MAX COMBO 1/2-3IN ELEC	70	240
100-1180	ROTARY HAMMER DRILL AIR	40	160
100-1250	BREAKER 10-19LB ELEC	70	240
100-1260	BREAKER 20-29LB ELEC	75	280
100-1270	BREAKER 30-39LB ELEC	85	340
100-1290	BREAKER 50-59LB GAS	100	400
100-1300	BREAKER 60-69LB ELEC	100	400
100-1310	BREAKER 70-79LB ELEC	110	440
100-1320	CART FOR ELECTRIC BREAKER	70	275
100-1360	BREAKER 60-69 LB HYD	55	160
100-1390	BREAKER 90-99 LB HYD	55	160
100-1400	CONCRETE TRANSPONTER LOCATOR BATTERY	55	160
100-1405	CONCRETE FERROSCAN REBAR DETECTOR 8IN	265	790
100-1410	CONCRETE SCANNER IMAGE DETECTION SYSTEM	525	1575
100-1415	CONCRETE SCANNER W/LIVE WIRE DETECTION	735	2100
100-1420	CORE DRILL UP TO 3IN HAND HELD ELEC	115	380
100-1440	CORE DRILL UPTO 6IN HAND HELD/STAND ELEC	120	400
100-1470	CORE DRILL UP TO 12IN STAND ELEC	125	460
100-1480	CORE DRILL UP TO 24IN STAND HYDRAULIC	130	500
100-1520	DRILL 3/8IN ELEC	20	80
100-1550	DRILL 1/2IN ELEC	20	80
100-1570	DRILL 3/8IN BATTERY	20	80
100-1580	DRILL 1/2IN BATTERY	25	100
100-1620	CONCRETE MIXER 3-5CU. FT. PORTABLE ELEC	95	295
100-1640	CONCRETE MIXER 6 CU. FT. PORTABLE ELEC	100	315
100-1660	CONCRETE MIXER 4 CU. FT. TOWABLE GAS	95	295
100-1690	CONCRETE MIXER 9 CU. FT. TOWABLE GAS	105	380
100-1710	CONCRETE MIXER 12 CU. FT. TOWABLE GAS	105	420
100-1720	MORTAR MIXER 4 CU. FT. PORTABLE ELEC	90	350
100-1740	MORTAR MIXER 6 CU. FT. TOWABLE GAS	100	380
100-1750	MORTAR MIXER 7 CU. FT. TOWABLE GAS	100	380
100-1760	MORTAR MIXER 8 CU. FT. TOWABLE GAS	100	380
100-1770	MORTAR MIXER 9 CU. FT. TOWABLE GAS	100	380
100-1780	MORTAR MIXER 12 CU. FT. TOWABLE GAS	105	420
100-1800	TILT DEBRIS CART 3/4 CU YD BATTERY 750LB	80	235
100-1850	CONCRETE W/B PUSH BUGGY 6 CU FT	40	110
100-1860	CONCRETE W/B PUSH BUGGY 8 CU FT	40	110
100-1862	CONCRETE WHEEL BUGGY 8-10 CU FT BATT	100	290
100-1864	CONCRETE WHEEL BUGGY 11-12 CU FT BATT	175	595
100-1865	CONCRETE WHEEL BUGGY 16 CU FT. LPG	190	750
100-1870	CONCRETE WHEEL BUGGY 16 CU FT GAS	165	575

100-1880	CONCRETE TRACK BUGGY 10 CU FT GAS	110	330
100-1885	CONCRETE TRACK BUGGY 12 CU FT GAS	190	750
100-1890	CONCRETE TRACK BUGGY 16 CU FT GAS	190	750
100-1900	CONCRETE BUCKET 1/2 YD	65	185
100-1905	CONCRETE BUCKET 1/3 YD	60	175
100-1910	CONCRETE BUCKET 3/4 YD	85	210
100-1920	CONCRETE BUCKET 1 YD	85	210
100-1930	CONCRETE BUCKET 1-1/2 YD	105	315
100-1940	CONCRETE BUCKET 2 YD	120	395
100-1950	CUTTER REBAR UP TO 1 IN	65	260
100-2110	CONCRETE VIBRATOR 1HP ELEC	70	260
100-2120	CONCRETE VIBRATOR 2HP ELEC	70	260
100-2130	CONCRETE VIBRATOR 3HP ELEC	70	260
100-2230	HIGH FREQ INTERNAL CONCRETE VIBRATOR	95	380
100-2360	CONCRETE VIBRATOR BACKPACK GAS	70	280
100-2370	CONCRETE VIBRATOR BACKPACK W/2 BATT 1CHG	150	475
100-2500	CONCRETE SCREED PORTABLE 10-16FT GAS	115	320
100-2550	CONCRETE TROWEL MACHINE 36IN W/B ELEC	100	340
100-2595	CONCRETE TROWEL MACHINE 24IN W/B GAS	100	340
100-2600	CONCRETE TROWEL MACHINE 36IN W/B GAS	100	340
100-2610	CONCRETE TROWEL MACHINE 46IN W/B GAS	110	415
100-2620	CONCRETE TROWEL MACHINE 48IN W/B GAS	110	415
100-2650	CONCRETE TROWEL 96IN POWER RIDE-ON GAS	425	1200
100-2690	CONCRETE CHAINSAW 18IN ELECTRIC 1 OR 3PH	60	230
100-2692	BATTERY PACK FOR CHAINSAW 480V 16AMP 3PH	210	630
100-2700	CONCRETE CUTOFF SAW 12IN DUSTLES HH ELEC	75	280
100-2710	CONCRETE CUTOFF SAW 14IN HAND HELD ELEC	75	280
100-2720	CONCRETE CUTOFF SAW 12IN HAND HELD GAS	80	300
100-2730	CONCRETE CUTOFF SAW 14IN HAND HELD GAS	80	300
100-2740	CONCRETE CUTOFF SAW 16IN HAND HELD GAS	85	340
100-2750	CONCRETE CUTOFF SAW 14IN HAND HELD AIR	65	260
100-2775	CONCRETE CUTNBRK SAW 14IN HAND HELD ELEC	100	325
100-2780	CONCRETE CUTNBRK SAW 16IN HAND HELD GAS	100	325
100-2810	CONCRETE PUSH W/B SAW 10-19 HP GAS	115	400
100-2820	CONCRETE SELFPROP W/B SAW 10-19 HP GAS	125	500
100-2840	CONCRETE SELFPROP W/B SAW 20-29 HP GAS	150	600
100-2850	CONCRETE SELFPROP W/B SAW 30-39 HP GAS	245	850
100-2870	CONCRETE PUSH WB SAW 0-9 HP ELEC 240V 1P	120	420
100-2880	CONCRETE SELFPROP W/B SAW 0-9 HP LPN	125	500
100-2895	CONCRETE SELFPROP W/B SAW 20-29 HP LPN	165	640
100-2910	CONCRETE SELFPROP W/B SAW 40 - 49 HP DSL	320	995
100-2925	CONCRETE SELFPROP W/B SAW 70 - 79 HP DSL	495	1475
100-2930	CONCRETE PUSH W/B SAW 14IN BLADE AIR	90	355
100-2950	CONCRETE EARLY ENTRY SAW PUSH 6IN GAS	135	540
100-2960	CONCRETE EARLY ENTRY SAW W/B 10IN GAS	255	570
100-2970	CONCRETE EARLY ENTRY SAW W/B 13.5IN GAS	255	570
100-2980	CONCRETE CRACK REPAIR SAW 8IN GAS	75	225



100-3070	CONCRETE BRICK SAW 14IN ELEC	90	360
100-3075	CONCRETE BRICK SAW 24IN ELEC 3PH 460V	90	360
100-3080	CONCRETE BRICK SAW 14IN GAS	90	360
100-3210	TILE AND STONE COMBICUT SAW 8IN ELEC	70	265
100-3220	TILE AND STONE COMBICUT SAW 10IN ELEC	70	265
100-3230	TILE SAW UP TO 10IN ELEC	80	290
100-3410	CURB MOLDING MACHINE GAS	445	1275
100-4000	FLOOR SCRAPER W/B 120LB ELEC	150	575
100-4010	FLOOR SCRAPER W/B 270LB ELEC	200	720
100-4020	FLOOR SCRAPER W/B 425LB ELEC	300	900
100-4025	FLOOR SCRAPER W/B 500LB ELEC	475	1425
100-4028	FLOOR SCRAPER RIDE-ON 1800LB LP	1000	3000
100-4030	FLOOR SCRAPER RIDE-ON BATTERY 2300LB	1000	3000
100-4035	FLOOR SCRAPER RIDE-ON BATTERY 2800LB	1350	3895
100-4040	FLOOR SCRAPER RIDE-ON 2850LB LP	1350	3895
100-4090	ROOFING SCRAPER UP TO 30IN GAS	370	1000
100-4100	ROLLER LINOLEUM UP TO 100 LBS	85	225
100-4220	GRINDER CONCRETE FLOOR 22IN DUAL115/230V	195	750
100-4230	GRINDER CONCRETE FLOOR 9-11" SINGLE 115V	150	600
100-4235	GRINDER CONCRETE EDGE 7IN 115V 1PH	135	450
100-4236	GRINDER CONCRETE EDGE 11IN 230V 1PH	175	800
100-4237	GRINDER CONCRETE FLOOR 18IN SINGLE 120V	250	1000
100-4239	GRINDER CONCRETE FLOOR 16IN 240V 1PH	195	750
100-4250	GRINDER CONCRETE FLOOR 10IN SINGLE GAS	185	700
100-4255	GRINDER CONCRETE FLOOR 16IN GAS	250	1000
100-4260	GRINDER CONCRETE FLOOR 22IN DUAL GAS	215	795
100-4275	GRINDER CONCRETE FLOOR 20IN 240V 1PH	325	1100
100-4280	GRINDER CONCRETE FLOOR 10IN SINGLE LP	185	700
100-4281	GRINDER CONCRETE FLOOR 26IN LPG	525	1750
100-4282	GRINDER CONCRETE FLOOR 32IN 480V 3PH MAN	625	2100
100-4284	GRINDER CONCRETE FLOOR 32IN 480V REMOTE	825	2750
100-4286	GRINDER CONCRETE FLOOR 32IN LPG REMOTE	825	2750
100-4290	GRINDER CONCRETE CEILING W/HEPA VAC 120V	150	400
100-4295	CONCRETE SCARIFIER PLANER 8IN 115V	305	1075
100-4300	CONCRETE SCARIFIER PLANER 8IN 230V 1PH	305	1075
100-4310	CONCRETE SCARIFIER PLANER 8IN GAS	300	1050
100-4315	CONCRETE SCARIFIER PLANER 8IN LP	400	1200
100-4320	CONCRETE SCARIFIER PLANER 10IN GAS	475	1425
100-4400	SCABBLER HANDHELD AIR	65	200
100-4410	SCABBLER WALK BEHIND 29 IN AIR	250	585
100-4430	TRAFFIC LINE REMOVER	340	905
100-4460	GRINDER BENCH 8 IN ELEC	15	45
100-4490	GRINDER DIE 1-1/2 IN ELEC	20	50
100-4510	GRINDER DIE 2-1/2 IN ELEC	20	50
100-4560	GRINDER POLISH DIAMOND 5IN DUSTLESS ELEC	50	125
100-4570	GRINDER DIAMOND 6IN DUSTLESS ELEC	115	460
100-4610	SCALER PISTON AIR	10	25

100-4620	FLOOR SCALER CHISEL AIR	50	150
100-4630	SCALER NEEDLE SCALER FLUX AIR	20	65
100-4700	SHOT BLASTER CONCRETE 8 IN 120V W/B	445	1485
100-4705	SHOT BLASTER CONCRETE 10IN 240V 3PH W/B	1025	2050
100-4720	MAGNET PULL TO PULL TOWABLE	450	1135
100-4810	GRINDER R-ANGLE 4-1/2IN ELEC	20	50
100-4820	GRINDER RIGHT ANGLE 5 IN ELEC	20	50
100-4830	GRINDER RIGHT ANGLE 6 IN ELEC	15	45
100-4840	GRINDER RIGHT ANGLE 7 IN ELEC	20	50
100-4850	GRINDER RIGHT ANGLE 9 IN ELEC	20	50
100-4970	SANDER DISC 7 IN ELEC	20	65
100-5010	SANDER ORBITAL 6IN ELEC	65	240
100-5020	SANDER ORBITAL 12 IN FLOOR DUST CONTROL	70	260
100-5030	SANDER BELT 3 IN ELEC	35	85
100-5040	SANDER BELT 4 IN ELEC	35	85
100-5060	SANDER DRYWALL 9 IN HEAD 62 IN REACH	50	200
100-5150	DRY ICE BLASTING PACKAGE 40LB	475	1105
100-5160	ABRASIVE BLASTING POT 3.5 CU FT	150	495
100-5165	ABRASIVE BLASTING POT 6.5 CU FT	160	475
100-5210	NAILER FLOORING AIR	40	160
100-5300	SANDER ORBITAL 12 IN FLOOR	70	260
100-5310	SANDER DRUM 8 IN ELECTRIC	70	260
100-5320	SANDER FLOOR EDGER 7 IN ELECTRIC	50	200
100-5330	SANDER ROTARY 16 IN FLOOR DUST CONTROL	85	250
100-5400	BUFFER 13IN ELECTRIC	45	160
100-5410	BUFFER 17IN ONE SPEED 175 RPM 120V	55	220
100-5420	BUFFER 20IN DUAL SPEED 175/320 RPM 120V	60	240
100-5430	BURNISHER 20IN HIGH SPEED ELECTRIC	75	275
100-5435	BURNISHER 28IN HIGH SPEED LP	240	490
100-5500	SPRAYER PAINT STANDARD AIRLESS	115	435
100-5510	SPRAYER PAINT MEDIUM AIRLESS	100	400
100-5515	SPRAYER PAINT PAVEMENT STRIPER GAS	210	840
100-5530	SPRAYER TEXTURE & ACOUSTICAL	100	350
100-5620	NAILER FRAMING AIR	35	120
100-5630	NAILER FINISHING AIR	35	120
100-5632	NAILER FINISHING BATTERY	70	200
100-5640	NAILER ROOFING AIR	35	120
100-5650	STAPLER FLOORING AIR	35	120
100-5670	NAILER SIDING AIR	35	120
100-5990	DRILL 3/8 IN RIGHT ANGLE ELEC	35	120
100-6000	DRILL 1/2 IN RIGHT ANGLE ELECTRIC	35	120
100-6040	DRILL GAS	40	145
100-6050	DRILL TEE FORMING ELEC	115	310
100-6100	SCREWGUN	20	55
100-6110	SCREWGUN W/ AUTO FEED	40	115
100-6150	PLANER HAND HELD 1 TO 3-1/4 IN ELEC	35	95
100-6200	PLANER BENCH 12 IN ELEC	80	265

100-6250	GUN HEAT UP TO 1000 DEGREE ELEC	15	30
100-6500	SAW JIG HAND HELD ELEC	10	20
100-6510	SAW CIRCULAR 7 1/4IN BLADE ELEC	30	90
100-6520	SAW CIRCULAR 10 1/4IN BLADE ELEC	30	120
100-6530	SAW CIRCULAR 16 IN ELEC	55	210
100-6540	SAW WORM DRIVE TYPE 7-1/4IN ELEC	30	90
100-6560	SAW RECIPROCATING HAND BATTERY	30	90
100-6570	SAW RECIPROCATING HAND ELEC	30	90
100-6620	SAW MITER SLIDE COMPOUND 12 IN ELEC	50	190
100-6640	SAW CHOP 14IN BLADE ELEC	45	170
100-6650	SAW TABLE 10IN BLADE ELEC	50	190
100-6670	SAW TOE KICK ELEC	35	100
100-6680	SAW FLUSH CUT ELEC	35	100
100-6710	SAW BANDSAW HAND ELEC	45	170
100-6810	STUD GUN FASTENER	50	190
100-6900	BUFFER AUTOBODY POLISHER UP TO 9 IN ELEC	25	55
100-7010	WALLPAPER REMOVER LARGE	40	145
100-7020	CARPET BONDING IRON	25	85
100-7030	SHEETROCK JACK	40	140
100-7040	SIDING BRAKE	50	150
100-7050	METAL DETECTOR FERROUS	80	235
100-7060	METAL DETECTOR TREASURE	25	70
100-7090	JEEPER PIPE INSPECTOR	75	220
100-7110	LEVEL OPTICAL TRANSIT	45	120
100-7140	LEVEL LASER PIPE	175	505
100-7160	LEVEL LASER VISIBLE	70	275
100-7250	SNIFFER CONFINED SPACE 4-GAS DETECTOR	80	245
100-7515	CABLE BENDER HYD W/FOOT PUMP	100	200
100-7525	CABLE CUTTER 2IN HAND HELD BATTERY	55	160
100-7526	CABLE CUTTER 4IN REMOTE BATTERY	130	370
100-7530	CONDUIT BENDING TABLE	105	210
100-8220	SAFETY CONFINED SPACE ENTRY TRIPOD	95	275
100-8225	SIDE ENTRY SAFETY RETREIVAL SYS W/WINCH	175	525
100-8230	SAFETY WINCH EVAC 50	35	100
100-8235	SAFETY LIFELINE 65	80	160
100-8240	FALL PROTECTION SELF-RETRACTING YOYO 60	40	145
100-8250	SAFETY WINCH EVAC 130	85	335
100-8265	TRAILER MOUNTED FALL PROTECTION MANUAL	350	1050
100-8270	TRAILER MOUNTED FALL PROTECTION ELECTRIC	350	1050
100-8275	ALL TERRAIN MOBILE FALL PROTECTION GAS	895	2205
100-8280	FALL PROTECTION TOWER INDOOR PUSH/PULL	350	1050
100-8290	FALL PROTECTION ROLLING DECK EDGE SYSTEM	210	420
105-1605	VACUUM BACKPACK	35	95
105-1630	VACUUM WET/DRY 6-9 GALLON 110-150CFM	30	105
105-1650	VACUUM WET/DRY 10-15 GALLON 135CFM	35	125
105-1680	VACUUM WET/DRY W/PUMP 19 GALLON	80	235
105-1700	VACUUM WET/DRY INDUSTRIAL 55 GAL AIR	55	210

105-1702	VACUUM WET/DRY INDUSTRIAL 55GAL QUAD AIR	105	315
105-1703	VACUUM WET/DRY 55 GALLON AIR HAZ LOC	130	265
105-1705	VACUUM COREDRILL WATER MANAGEMENT SYSTEM	60	210
105-1715	VACUUM CANISTER DRY 150 CFM 120V 1PH	80	265
105-1720	VACUUM DROP BAG DRY 130 CFM 120V 1PH	80	265
105-1725	VACUUM CANISTER DRY 200 CFM 120V 1PH	80	265
105-1735	VACUUM DROP BAG DRY 200 CFM 120V 1PH	80	265
105-1740	VACUUM DROP BAG DRY 250 CFM 120V 1PH	80	265
105-1743	VACUUM DROP BAG DRY 300 CFM 240V 1PH	130	395
105-1744	VACUUM DROP BAG DRY 300 CFM LP	130	395
105-1745	VACUUM CANISTER DRY 300 CFM 120V 1PH	80	265
105-1746	VACUUM DROP BAG DRY 300 CFM 120V 1PH	130	395
105-1747	VACUUM DROP BAG DRY 350 CFM 480V 3PH	160	475
105-1749	VACUUM DROP BAG DRY SILICA 400 CFM LP	130	395
105-1800	VACUUM WATER EXTRACTOR W/AUTO PUMPOUT	95	285
105-1810	EXTRACTOR RIDE-ON FLOOD PUMPER	580	1420
105-1820	EXTRACTOR LARGE LOSS SKID GAS	760	1825
105-1920	WASHER STEAMER 250 PSI 2 GPM 115 V ELEC	160	630
105-2000	WASHER 1000-1999 PSI GAS	85	340
105-2010	WASHER 1000 PSI ELEC 120V 12.5-15AMP	85	340
105-2020	WASHER 2000-2999 PSI GAS	85	340
105-2030	WASHER 2000-2999 PSI LPN	85	340
105-2040	WASHER 3000 PSI DSL	120	480
105-2050	WASHER 3000-3999 PSI GAS	110	435
105-2060	WASHER 4000-4999 PSI GAS	110	435
105-2065	WASHER 4000 PSI DUAL WAND & ROTARY GAS	185	620
105-2070	WASHER 5000-5999 PSI GAS	185	620
105-2500	WASHER 2000-2999 PSI HOT WATER GAS	195	780
105-2505	WASHER 1000-1999 PSI HOT WATER ELEC	190	700
105-2515	WASHER 3000-3999 PSI HOT WATER GAS	195	780
105-2800	WASHER TRAILER MOUNTED 3000 PSI DSL	315	850
105-2805	WASHER TRAILER NO TANK 3-4K PSI HOT GAS	275	810
105-2810	WASHER TRAILER W/TANK 3-4K PSI HOT GAS	315	850
105-2830	WASHER TRAILER MNT 3000-3999PSI HOT DSL	350	945
105-2840	WASHER TRAILER MNT 4000-4999PSI COLD DSL	375	1050
105-3000	SWEEPER CONTRUCTION RIDE ON 3 WHEEL	325	915
105-3020	SWEEPER CONTRUCTION RIDE ON 4 WHEEL CAB	375	1050
105-3500	KOMBI POWERHEAD UNIT GAS	40	145
105-3580	SWEEPER W/B PUSH 25 IN PATH BATTERY	175	475
105-3585	SWEEPER W/B SELF-PROP 28-30 IN PATH BATT	195	550
105-3590	SWEEPER W/B SELF-PROP 34 IN PATH BATTERY	225	650
105-3596	SWEEPER W/B 36 IN PATH GAS	120	240
105-3598	SWEEPER MICRO 38-41IN PATH RIDE-ON BATT	290	900
105-3600	SWEEPER MID-SIZED 50 IN RIDE-ON LP	495	1450
105-3610	SWEEPER LARGE 62 IN RIDE-ON LP	525	1495
105-3615	SWEEPER LARGE 62 IN RIDE-ON DSL	650	1800
105-3620	SWEEPER INDUSTRIAL 66 IN RIDE ON DSL	910	2600

105-3640	HIGH VOLUME OUTDOOR SWEEPER DSL	2280	5700
105-3650	LITTER VACUUM RIDE ON OUTDOOR	550	1560
105-3700	SCRUBBER W/B 15 IN PATH ELECTRIC	40	140
105-3702	SCRUBBER W/B 14-15 IN PATH BATTERY	135	540
105-3710	SCRUBBER W/B 20 IN PATH BATTERY	250	795
105-3715	SCRUBBER W/B 32 IN PATH BATTERY	280	845
105-3719	SCRUBBER RIDE-ON 26-30IN PATH BATTERY	375	1175
105-3720	SCRUBBER RIDE-ON 36-39 IN PATH CYL BATT	550	1625
105-3722	SCRUBBER RIDE-ON 36-39 IN PATH DISK BATT	525	1585
105-3740	SCRUBBER RIDE-ON 40-54 IN PATH CYL LP	585	1750
105-3760	SWEEPER/SCRUBBER INDUST RIDE-ON LPG 40IN	695	1995
105-3765	SWEEPER/SCRUBBER INDUST RIDE-ON LPG 48IN	725	2250
105-3800	VACUUM WALK BEHIND LEAF	85	345
105-3810	CARPET EXTRACTOR/CLEANER PORTABLE	60	175
105-3815	CARPET EXTRACTOR/CLEANER PORTABLE W/HEAT	100	275
105-3816	CARPET EXTRACTOR/CLEANER WALKBEHIND	70	210
105-3820	CARPET EXTRACTOR/CLEANER SPOT HANDHELD	35	105
110-1530	LIGHT CART LED 150 WATT HAZ LOC	40	110
110-1550	LIGHT STAND LED 1-LAMP FLOOD	25	85
110-1553	LIGHT CART LED 200 WATT 1-LAMP	50	100
110-1555	LIGHT CART LED 300-400 WATT 2-LAMP	75	150
110-1560	LIGHT CART 400 WATT METAL HALIDE	77	180
110-1570	LIGHT WOBBLE LED 36IN	45	170
110-1575	LIGHT LED 360 DEGREE TRIPOD 115V	20	50
110-1577	LIGHT LED 360 DEGREE BATTERY	25	65
110-1580	LIGHT BALLOON LAMP LED 300/575 WATT	80	190
110-1590	LIGHT BALLOON LAMP 1000 WATT HALIDE	80	190
110-1700	LIGHT PEDESTAL 1000 WATT ELEC	75	250
110-1710	LIGHT PEDESTAL 2000 WATT ELEC	75	250
110-1720	LIGHT CART 2000 WATT HALIDE 2-LAMP	65	190
110-1850	LIGHT CRANE LED 450-500W	40	105
110-2000	LIGHT DROP LED 120V HAZ LOC	15	35
110-2010	LIGHT FLOOD INCAN 110V HAZ LOC ELEC	55	160
110-2015	LIGHT AREA LED W/TRIPOD HAZ LOC	70	210
110-2020	LIGHT STAND AIR 250W HAZ LOC	110	330
110-2030	LIGHT BRICK LED HAZ LOC	160	475
110-2040	LIGHT FLOOD HAZ LOC AIR	105	315
110-2041	LIGHT FLOOD AIR LED HAZ LOC	105	315
110-2043	LIGHT TUBULAR LED FOR INSPECTION HAZ LOC	20	55
110-2050	LIGHT STRING LED 100FT HAZ LOC	140	425
110-2055	LIGHT STRING 80FT LED 12V HAZ LOC	110	275
110-2080	LIGHT STRING INCAN 12V HAZ LOC	170	500
110-2100	LIGHT WORK INCAN 120V HAZ LOC	15	60
110-2110	LIGHT WORK INCAN 120V/12V HAZ LOC	50	190
115-1500	TILLER 1 HP 10IN WIDTH HAND HELD	50	160
115-1550	TILLER 4-5 HP 20-26IN WIDTH MID TINE	75	250
115-1570	TILLER 6-8 HP 18-20IN WIDTH REAR TINE	95	295

115-1590	TILLER 9-13 HP 18-20IN WIDTH REAR TINE	140	565
115-1595	TILLER 10-13 HP 20-26IN WIDTH REAR TINE	140	565
115-1610	TOPDRESSER 10 CUFT 30IN WALKBEHIND GAS	160	630
115-1700	SOD CUTTER 12IN CUT W/B	125	400
115-1710	SOD CUTTER 18IN CUT W/B	125	400
115-1730	SOD ROLLER 30IN WALKBEHIND GAS	110	400
115-1770	DETHATCHER 20-22IN WALKBEHIND	90	320
115-1810	AERATOR 10-19IN WIDTH WALKBEHIND	105	395
115-1820	AERATOR 20-29IN WIDTH WALKBEHIND	175	650
115-1840	AERATOR 20-29 IN WIDTH RIDE ON	265	950
115-1850	OVERSEEDER WALKBEHIND GAS	130	410
115-1880	HYDRO SEEDER TRAILER MNT 600-700 GALLON	455	1350
115-1950	EDGER LAWN	50	200
115-1955	EDGER LAWN WALK BEHIND	60	240
115-1960	BED EDGER	95	325
115-2020	HEDGE TRIMMER 24IN ELEC	35	135
115-2030	HEDGE TRIMMER 30IN ELEC	35	135
115-2060	HEDGE TRIMMER 24IN GAS	45	180
115-2070	HEDGE TRIMMER 24IN ON A 42IN SHAFT GAS	60	195
115-2080	HEDGE TRIMMER 30IN GAS	60	195
115-2180	MOWER HIGH WHEELED STRING TRIMMER GAS	60	195
115-2190	MOWER LAWN 20-24IN PUSH GAS	45	180
115-2200	MOWER LAWN 20-24IN SELF PROPELLED GAS	50	200
115-2230	MOWER BRUSH 26-28IN SELF PROPELLED GAS	115	460
115-2240	MOWER LAWN 36-48IN RIDING GAS	130	520
115-2250	MOWER LAWN 49-60IN RIDING GAS	190	640
115-2260	MOWER LAWN 49-60IN RIDING DIESEL	200	740
115-2320	WEED EATER GAS	50	150
115-2405	RAKE POWER W/B GAS	100	400
115-2410	LEAF BLOWER HANDHELD GAS	35	100
115-2420	LEAF BLOWER BACKPACK GAS	45	150
115-2430	LEAF BLOWER WALKBEHIND GAS	65	230
115-2435	STRAW BLOWER 4 TON PER HOUR	175	550
115-2440	STRAW BLOWER 7 TON PER HOUR	240	750
115-2450	BLOWER DEBRIS TOW BEHIND GAS	450	1700
115-2490	POSTHOLE AUGER ONE MAN GAS	100	400
115-2500	POSTHOLE AUGER ONE MAN TOWABLE GAS	100	400
115-2540	POSTHOLE AUGER TWO MAN GAS	100	400
115-2600	POST DRIVER 55LB AIR	100	400
115-2610	POST DRIVER 45LB GAS	100	400
115-2650	POST PULLER 3 TON MANUAL	25	75
115-2700	CHAIN SAW 16IN ELECTRIC	55	180
115-2754	POLE PRUNER 7IN REACH GAS	55	200
115-2755	POLE PRUNER SAW 8-12FT REACH GAS	60	220
115-2760	CHAIN SAW 14IN GAS	65	225
115-2770	CHAIN SAW 16IN GAS	65	225
115-2780	CHAIN SAW 18IN GAS	70	260

115-2790	CHAIN SAW 20IN GAS	70	260
115-2810	CHAIN SAW 25IN GAS	85	300
115-2820	CHAIN SAW 28IN GAS	90	355
115-2840	CHAIN SAW 32IN GAS	90	355
115-2890	CHAIN SAW CONCRETE 12-16IN GAS	125	490
115-2900	LOG SPLITTER 20-30 TON TRAILER MTD GAS	115	345
115-2970	GRILL TRAILER MOUNTED W/ROTISSURIE LPG	105	420
115-3510	BRUSH CHIPPER 6-7IN 20 - 25 HP GAS	275	825
115-3540	BRUSH CHIPPER 10-12IN 49 - 74 HP DSL	525	1375
115-3545	BRUSH CHIPPER 12IN 49 - 90 HP GAS	525	1375
115-3570	BRUSH CHIPPER 18IN 170 - 179 HP DSL	875	2650
115-3600	STUMP GRINDER 10 - 19 HP GAS	250	750
115-3610	STUMP GRINDER 20 - 29 HP GAS	280	850
115-3640	STUMP GRINDER 60 - 69 HP DSL	575	1650
115-4010	CHARGER BATTERY 1 TO 24 V	35	95
120-1520	CHIPPING HAMMER RETAINER 13-20 LB AIR	55	200
120-1540	CHIPPING HAMMER RETAINER 26-31 LB AIR	60	220
120-1610	BREAKER 30-39LB AIR	55	200
120-1620	BREAKER 40-49LB AIR	60	220
120-1640	BREAKER 60-69LB AIR	65	240
120-1660	BREAKER 90-99LB AIR	75	280
120-1695	CLAY DIGGER 20-29 LB AIR	50	160
120-1700	CLAY DIGGER 30-39 LB AIR	60	200
120-1750	ROCK DRILL 1-9 LB AIR	65	240
120-1760	ROCK DRILL 10-19 LB AIR	70	260
120-1780	ROCK DRILL 30-39 LB AIR	75	280
120-1800	ROCK DRILL 40-49 LB AIR	80	320
120-1810	ROCK DRILL 50-59 LB AIR	85	340
120-1820	ROCK DRILL 60-69 LB AIR	85	340
120-1900	ROCK SPLITTER	200	700
120-1910	ROCK SPLITTER POWER BOX	200	700
120-2010	RIVET BUSTER 6 IN STROKE	40	100
120-2020	CHIPPING HAMMER 4IN STROKE ROUND	40	100
120-2030	RIVET BUSTER 8IN STROKE	80	300
120-2040	RIVET BUSTER 11IN STROKE	85	320
120-3000	GRINDER BATWING 7INCH AIR	25	65
120-3010	GRINDER ANGLE 4 IN AIR	25	65
120-3020	GRINDER HORIZ 7 IN AIR	25	65
120-3025	GRINDER VERTICAL 7 IN AIR	20	90
120-3030	GRINDER STRAIGHT AIR	20	50
120-3040	GRINDER DIE RIGHT ANGLE 1/4IN AIR	20	50
120-3050	GRINDER DIE 1/4IN AIR	20	50
120-3500	DRILL HORIZ 1/2INCH AIR	25	65
120-3510	DRILL HORIZ 3/8 AIR	20	50
120-3550	CONCRETE SLAB DRILL SINGLE 5/8-2.5IN AIR	370	1050
120-3600	SAW CIRCULAR 8 1/4INCH AIR	35	95
120-3610	SAW RECIPROCATING HAND AIR	45	125

120-3620	SAW HACK HAND HELD AIR	45	125
120-3630	SAW BAND HAND AIR	45	125
120-3640	SAW TIG AIR	45	125
120-3990	PIERCING TOOL 2 IN AIR	150	385
120-4000	PIERCING TOOL 3 IN AIR	235	630
120-4010	PIERCING TOOL 4 IN AIR	340	1365
125-1200	PUMP HYDROSTATIC TEST 3000 PSI MANUAL	80	195
125-1205	PUMP HYDROSTATIC TEST 6000 PSI MANUAL	65	175
125-1210	PUMP HYDROSTATIC TEST 500 PSI ELEC	120	335
125-1220	PUMP HYDROSTATIC TEST 300 PSI GAS	120	335
125-1240	PUMP HYDROSTATIC TEST 500 PSI GAS	120	335
125-1250	PUMP HYDROSTATIC TEST 3000 PSI GAS	120	335
125-1260	PUMP HYDROSTATIC TEST 3000 PSI ELEC STD	75	220
125-1270	PUMP HYDROSTATIC TEST 3600PSI HYD STD	210	840
125-1290	PUMP HYDROSTATIC TEST 10000 PSI 2 STAGE	185	550
125-1300	PUMP HYDROSTATIC TEST 10000 PSI AIR	120	335
125-1420	PIPE SNAKE 1/2IN WIDE 75FT CABLE	75	280
125-1440	PIPE SNAKE 2IN WIDE 50FT CABLE	75	280
125-1450	PIPE SNAKE 2-4IN WIDE 100FT CBLE SELF FE	120	380
125-1460	PIPE SNAKE 1-2IN WIDE 25FT CABLE	45	130
125-1470	PIPE SNAKE 3-6IN WIDE 100FT CABLE	80	300
125-1500	SEWER JETTER ELEC	85	340
125-1510	SEWER JETTER GAS	130	400
125-1590	THERMAL IMAGING INFARED CAMERA	150	400
125-1595	CAMERA SEWER 1-1/2-3 HANDHELD	160	350
125-1600	CAMERA SEWER 3-10	210	840
125-1610	BURIED LINE PIPE AND CAMERA LOCATOR	55	210
125-1615	BURIED LINE TRANSMITTER NO LOCATOR	60	180
125-1990	CONDUIT BENDER MECHANICAL 1 IN	45	180
125-1994	CONDUIT BENDER MECHANICAL EMT/IMC RID 2IN	205	825
125-1997	PVC HEATER/BENDER 4 IN 120V	65	190
125-1998	PVC HEATER/BENDER 6 IN 230V	75	200
125-2000	CONDUIT BENDER UP TO 2 555 ELEC	115	345
125-2010	CONDUIT BENDER 2-1/2-4IN EMT/IMC/RIGID	200	800
125-2015	CONDUIT BENDER 1/2-2 PROGRAMABLE ELEC	205	520
125-2020	CONDUIT BENDER PVC/RIG/EMT/IMC 1/2-2 ELE	135	345
125-2025	SS TUBING BENDER 1/4-3/4 KIT W/CUTTER	125	370
125-2030	BENDER CUTTER REBAR 3/4 HYD	110	325
125-2040	BENDER REBAR 0 TO 180 HYD	110	325
125-2050	REBAR TYING TOOL BATTERY	65	210
125-2052	PIPE CUTTER 258 2.5-8IN CAP ELECTRIC	130	275
125-2054	PIPE CUTTER 258XL 8-12IN CAP ELECTRIC	220	550
125-2060	PIPE CUTTER UP TO 36" AIR	370	1120
125-2110	PIPE CUTTER 8 STRAIGHT	65	190
125-2120	PIPE CUTTER 12 STRAIGHT	75	220
125-2130	PIPE CUTTER 16 STRAIGHT	85	250
125-2140	PIPE CUTTER 20 STRAIGHT	85	250



125-2150	PIPE CUTTER 24 STRAIGHT	105	315
125-2160	PIPE CUTTER BEVELLER 2-4	35	95
125-2170	PIPE CUTTER BEVELLER 3-8	35	105
125-2180	PIPE CUTTER BEVELLER 7-12	45	125
125-2190	PIPE CUTTER BEVELLER 14-20	60	175
125-2200	PIPE CUTTER BEVELLER 20-26	80	235
125-2210	PIPE CUTTER BEVELLER 24-30	90	270
125-2220	PIPE CUTTER BEVELLER 30-36	100	300
125-2230	PIPE CUTTER BEVELLER 4IN AND UP ELEC	85	250
125-2260	PIPE CUTTER BEVELLING BAND 96	75	220
125-2300	PIPE THREADER 535 1/8-2 ELEC	145	300
125-2310	PIPE THREADER 1224 1/4-4 ELEC	175	465
125-2315	PIPE THREADER 2-1/2 TO 6IN ELECTRIC	265	790
125-2320	PIPE THREADER 700 POWER PONY	75	220
125-2340	PIPE THREADER GEARED ATTACH 2 1/2-4 141	65	190
125-2350	PIPE THREADER GEARED ATTACH 4-6 161	75	220
125-2360	PIPE THREADER 300 1/8-2 ELEC	125	460
125-2380	PRO PEX PIPE EXPANDER 1/2 3/4 1IN BATT	25	80
125-2405	FLANGE SPREADER 5 TON HYD DROP PIN	55	160
125-2410	FLANGE SPREADER 5TONS RATCHET	50	125
125-2420	FLANGE SPREADER 1TON HYD	15	35
125-2425	FLANGE SPREADER 5TON HYD	55	145
125-2440	FLANGE SPREADER 10 TON HYD DROP PIN	75	220
125-2450	FLANGE SPREADER 14TON HYD	85	250
125-2460	FLANGE SPREADER 20TONS RATCHET	90	270
125-2465	FLANGE SPREADER 25 TON W/PUMP HYD	115	345
125-2472	FLANGE ALIGNMENT 8000LBS FAT8KM	130	545
125-2473	FLANGE ALIGNMENT 8000LBS FA4TM	255	970
125-2475	FLANGE ALIGNMENT 10000LBS FAT10KM	130	545
125-2510	CLAMP ADJ CHAIN 4-16	20	50
125-2520	CLAMP ADJ CHAIN 6-36	25	75
125-2530	STAND VISE PIPE YOKE	20	50
125-2550	STAND VISE PIPE CHAIN	5	10
125-2560	LOCATOR PIPE DIGITAL KIT	110	325
125-2565	PIPE FREEZING TOOL 1/2 TO 2-1/2 IN ELEC	135	545
125-2570	PIPE ROLL GROOVER ATTACHMENT 2-12	55	160
125-2572	PIPE ROLL GROOVER MANUAL 2 TO 6IN CAP	80	160
125-2640	RACK CONDUIT	15	35
125-2660	18X4HOSE RACKS W/FORKLIFT SLOTS/RISER	90	215
125-2670	WELDER FRAME 6 PACK	40	100
125-2690	PIPE PRESS TOOL PRO 1/2 - 2 IN BATT	80	315
125-2692	PRESSING RING KIT 2-1/2IN-4IN	130	265
125-2695	PIPE PRESS MEGA KIT 1/2 - 2IN STD TOOL	130	265
130-1210	DRILL MAGNETIC BASE 1/2IN ELEC	100	335
130-1220	DRILL MAGNETIC BASE 3/4IN ELEC	105	380
130-1230	DRILL MAGNETIC BASE 1 TO 1-1/2IN ELEC	120	345
130-1240	DRILL MAGNETIC BASE 1-5/8 TO 2IN ELEC	120	345

130-1250	DRILL MAGNETIC BASE 2 TO 2-1/2IN ELEC	125	380
130-1260	DRILL MAGNETIC BASE 3IN ELEC	140	425
130-1280	DRILL MAGNETIC BASE 2-1/6IN AIR	145	440
130-1300	KNOCKOUT SET UP TO 4IN MANUAL HYD	45	135
130-1305	KNOCKOUT SET 2IN BATTERY	35	105
130-1310	KNOCKOUT SET 4IN BATTERY	80	185
130-1450	SHEARS SHEET METAL ELEC	15	45
130-1460	SHEARS CEMENT SIDING ELEC	35	100
130-1470	STRUT SHEAR KIT W/ PUMP	160	475
130-1480	SHEAR PIPE CUTTER UP TO 5IN HYD	315	790
130-1550	CABLE CRIMPER W/ DIE KIT 12T MANUAL HYD	85	250
130-1555	CABLE CRIMPER DIELESS 12TON BATTERY	115	315
130-1560	CABLE CRIMPER 15 TON 18V BATTERY U-DIE	130	265
130-1650	WRENCH IMPACT 1/2IN BATTERY	30	105
130-1670	WRENCH IMPACT 1/2IN ELEC	45	125
130-1680	WRENCH IMPACT 3/4IN ELEC	50	140
130-1690	WRENCH IMPACT 1IN ELEC	55	160
130-1720	SHEAR WRENCH 5/8-3/4-7/8IN ELECTRIC	95	235
130-1730	SHEAR WRENCH 3/4 TO 1-1/8IN ELECTRIC	95	235
130-1740	PUNCH HYDRAULIC 11 TON 18V BATTERY	75	210
130-1750	PUNCH HYDRAULIC 35 TON	85	335
130-1755	PUNCH 15/16IN HOLE 1/2IN MATERIAL ELEC	235	685
130-1850	NIBBLER 10 GAUGE ELEC	50	150
130-1950	CABLE CRIMPER 12 TON 18V BATTERY U-DIE	55	210
130-1955	GRIP KIT WIRE SIZE 1/0 - 750MCM	80	185
130-2150	DIE KIT FOR 6AWG TO 750KCMIL ALUM CONN	20	45
130-2160	DIE KIT FOR 6AWG TO 750KCMIL COPPER CONN	15	40
135-1140	TENSIONER CONV KIT STS2 1-1/4IN	20	55
135-1142	TENSIONER CONV KIT STS3 1-5/8IN	75	210
135-1310	TENSIONER CONV KIT STS3 1-3/4 IN	20	50
135-1312	TENSIONER CONV KIT STS2 1-3/8 IN	20	50
135-1314	TENSIONER CONV KIT STS4 1-7/8 IN	45	125
135-1316	TENSIONER CONV KIT STS5 2-1/2 IN	50	140
135-1340	TENSIONER STS3 1-5/8 TO 2IN	65	190
135-1341	TENSIONER STS4 1-7/8 TO 2-1/2	75	210
135-1342	TENSIONER CONV KIT F/STS3 2IN	25	65
135-1345	TENSIONER STS5 2-1/2 TO 3	75	210
135-1380	TENSIONER STS2 1-1/4 TO 1-1/2	55	160
135-2200	PUMP PNEUMATIC TENSIONER 27500 PSI	310	925
135-2560	WRENCH IMPACT 3/8 AIR	40	95
135-2580	WRENCH IMPACT 1/2 AIR	40	95
135-2590	WRENCH IMPACT 3/4 AIR	50	160
135-2600	WRENCH IMPACT 1 AIR D-HANDLE	60	175
135-2610	WRENCH IMPACT 1 1/2 AIR	80	215
135-2620	WRENCH IMPACT SPLINE 1 1/2 AIR	80	215
135-2640	WRENCH IMPACT SPLINE AIR	80	215
135-2740	FILTER/REGULATOR/LUBRICATOR CONTROL UNIT	15	35

135-2750	TORQUE NUTRUNNER AIR .75IN SQ 1K	125	350
135-2755	TORQUE NUTRUNNER AIR 1IN SQ 1K	235	770
135-2757	TORQUE NUTRUNNER AIR 1IN SQ 3K	315	840
135-2760	TORQUE NUTRUNNER AIR 1.5IN SQ 4K	350	1060
135-3050	WRENCH TORQUE 0.75 SQ 1K FT/LBS HYD	90	270
135-3069	WRENCH TORQUE 1 SQ 3K FT/LBS HYD	240	725
135-3070	WRENCH TORQUE 1 SQ 3K FT/LBS HYD	210	630
135-3089	WRENCH TORQUE 1.5 SQ 5K FT/LBS HYD	355	1060
135-3090	WRENCH TORQUE 1.5 SQ 8K FT/LBS HYD	210	630
135-3091	WRENCH TORQUE 1.5 SQ 11K FT/LBS HYD	400	1195
135-3110	WRENCH TORQUE 1.5 SQ HYD	315	945
135-3130	WRENCH TORQUE PWR HEAD 8K FT/LBS HYD	70	205
135-3140	WRENCH TORQUE PWR HEAD 16K FT/LBS HYD	100	400
135-3141	WRENCH TORQUE 0.75 SQ 36V ELEC	295	875
135-3142	WRENCH TORQUE 1 SQ 36V ELEC	360	1075
135-3150	WRENCH TORQUE IMPACT 0.75 SQ AIR	185	550
135-3190	TORQUE NUTRUNNER AIR 1IN SQ 2.5K	215	645
135-3196	TORQUE NUTRUNNER AIR 1.5IN SQ 6K	310	925
135-3210	WRENCH TORQUE PWR HEAD 4K FT/LBS HYD	55	160
135-3230	WRENCH TORQUE PWR HEAD 2K FT/LBS HYD	35	95
135-3240	WRENCH TORQUE PWR SW HEAD 5K FT/LB HYD	315	525
135-3270	WRENCH TORQUE 1/2 250 FT/LBS MANUAL	25	60
135-3290	WRENCH TORQUE 3/4 600 FT/LBS MANUAL	25	60
135-3310	MULTIPLY TORQUE WRENCH 3/4X1 3000 FT/LBS	25	60
135-3350	MULTIPLIER TORQUE WRENCH 1/2X3/4 MANUAL	25	60
135-3370	WRENCH TORQUE 1IN 1000 FT/LBS MANUAL	30	80
135-3390	WRENCH TORQUE 3/8 10-100 FT/LBS MANUAL	15	35
135-3405	TORQUE HEX LINK 1-1/4 2000 FT/LB HYD	40	110
135-3410	TORQUE HEX LINK 1-5/8 2000 FT/LBS HYD	40	110
135-3430	TORQUE HEX LINK 1-13/16 2000 FT/LBS HYD	40	110
135-3435	TORQUE HEX LINK 2 4000 FT/LBS HYD	45	175
135-3439	TORQUE HEX LINK 2-3/8 2000 FT/LBS HYD	85	175
135-3450	TORQUE HEX LINK 2-3/8 4000 FT/LBS HYD	45	125
135-3470	TORQUE HEX LINK 3-1/8 8000 FT/LBS HYD	55	160
135-3480	TORQUE HEX LINK 2-3/8 8000 FT/LBS HYD	55	215
135-3490	TORQUE HEX LINK 2-3/16 4000 FT/LBS HYD	45	125
135-3510	TORQUE HEX LINK 2-3/4 4000 FT/LBS HYD	45	125
135-3530	TORQUE HEX LINK 3-1/2 8000 FT/LBS HYD	60	175
135-3550	TORQUE HEX LINK 1-7/16 2000 FT/LBS HYD	40	110
135-3570	TORQUE HEX LINK 2-9/16 8000 FT/LBS HYD	55	160
135-3590	TORQUE HEX LINK 3-1/2 16800 FT/LBS HYD	90	270
135-3610	TORQUE HEX LINK 3-7/8 16800 FT/LBS HYD	90	270
135-3630	TORQUE HEX LINK 4-1/4 16800 FT/LBS HYD	100	300
135-3650	TORQUE HEX LINK 4-5/8 16800 FT/LBS HYD	100	300
135-3670	TORQUE HEX LINK 2-15/16 4000 FT/LBS HYD	45	125
135-3690	TORQUE HEX LINK 2-3/4 8000 FT/LBS HYD	55	160
135-3730	TORQUE HEX LINK 2-15/16 8000FT/LBS HYD	60	175

135-3750	TORQUE HEX LINK 2-9/16 4000 FT/LBS HYD	45	125
135-3770	TORQUE HEX LINK 2 2000 FT/LB HYD	45	125
135-3790	SPLITTER NUT 50-60 50 T HYD	50	140
135-3900	EYE WASH STATION	50	140
135-4060	TORQUE MULTIPLIER 25:1 1" DR	45	125
135-5100	DRIVER ATTACHMENT 1K FT/LB HYD	40	110
135-5205	TORQUE M2 HEX LINK 1-1/4 1300FT/LBS HYD	40	110
135-5210	TORQUE M2 HEX LINK 1-7/16 1300FT/LBS HYD	40	110
135-5220	TORQUE M2 HEX LINK 1-13/16 1300FT/LBSHYD	40	110
135-5229	TORQUE M2 HEX LINK 2 3/8"	65	130
135-6000	RR SPIKE PULLER HYD	65	180
135-6005	RR SPIKE DRIVER TALL HYD	75	210
135-6015	RR TAMPER TIE 10 GPM HYD	75	210
135-6020	RR CUTOFF SAW CCW HYD	65	180
135-6025	RR IMPACT DRILL 7/16QC HYD	65	180
135-6030	RR RAIL DRILL HYD	90	265
135-6035	RR JACK TRACK HYD	50	135
140-1020	COMPRESSOR PORTABLE 4 CFM ELECTRIC	60	220
140-1040	COMPRESSOR PORTABLE 7 CFM ELECTRIC	60	220
140-1060	COMPRESSOR PORTABLE 8 CFM GAS	60	220
140-1100	COMPRESSOR PORTABLE 14 CFM GAS	65	240
140-1105	COMPRESSOR PORTABLE 17 CFM GAS	65	240
140-1120	COMPRESSOR 50-60CFM PORTABLE GAS	100	360
140-1220	COMPRESSOR TOWABLE 100-125 CFM DSL	150	415
140-1260	COMPRESSOR TOWABLE 175-195 CFM DSL	190	495
140-1265	COMPRESSOR UTILITY MOUNT 175-195 CFM DSL	200	575
140-1280	COMPRESSOR TOWABLE 200-245 CFM DSL	225	560
140-1360	COMPRESSOR TOWABLE 375-425CFM DSL	325	875
140-1375	COMPRESSOR TOWABLE 750CFM DSL	650	1800
140-1380	COMPRESSOR TOWABLE 825CFM DSL	650	1800
140-1385	COMPRESSOR TOWABLE 900CFM DSL	845	2295
140-1392	COMPRESSOR TOWABLE 1170CFM 350PSI DSL	1380	3350
140-1400	COMPRESSOR TOWABLE 1600CFM DSL	1220	3450
140-1420	COMPRESSOR TOWABLE INST QUAL 750CFM DSL	790	2140
140-1460	COMPRESSOR TOWABLE INST QUAL 915CFM DSL	865	2450
140-1480	COMPRESSOR TOWABLE INS QUAL 1600CFM DSL	1220	3450
140-1610	COMPRESSOR RECIPROCATING 5HP ELEC	65	185
140-1640	COMPRESSOR ROTARY 130CFM ELEC	420	945
140-1645	COMPRESSOR ROTARY 240CFM ELEC	685	1715
140-1655	COMPRESSOR ROTARY 365CFM ELEC	710	1785
140-1660	COMPRESSOR ROTARY 365CFM 125PSI ELEC	710	1785
140-1670	COMPRESSOR ROTARY 500CFM 125PSI ELEC	735	1890
140-1675	COMPRESSOR ROTARY 750CFM ELEC	790	1995
140-1680	COMPRESSOR ROTARY 750CFM 125PSI ELEC	790	1995
140-1685	COMPRESSOR ROTARY 900CFM ELEC	840	2050
140-1690	COMPRESSOR ROTARY 1000CFM 125PSI ELEC	840	2050
140-1695	COMPRESSOR ROTARY 1500CFM ELEC	895	2470

140-1700	COMPRESSOR ROTARY 1500CFM 125PSI ELEC	940	2575
140-1705	COMPRESSOR ROTARY 1500CFM 2300V ELEC	940	2575
140-1710	COMPRESSOR ROTARY 1500CFM 4160V ELEC	940	2575
140-1720	COMPRESSOR STATIONARY 25 CFM GAS	65	240
140-2010	COMPRESSOR ATTACH WATER SEPARATOR	85	205
140-2110	COMPRESSED AIR AFTERCOOLER FILTER450CFM	105	315
140-2150	COMPRESSED AIR AFTERCOOLERFILTER1000CFM	285	635
140-2200	COMPRESSED AIR REFRIG DRYER 75CFM 115V	175	520
140-2210	COMPRESSED AIR REFRIG DRYER 250CFM 460V	185	550
140-2230	COMPRESSED AIR DESICCANT DRYER 450CFM	315	1010
140-2250	COMPRESSED AIR DESICT DRYER 1500CFM 115V	370	1105
140-2270	COMPRESSOR ATTACH DRYER 2501-3000 CFM	710	1945
140-2310	AFTERCOOLER DRYER FILTER 500CFM	365	1000
140-2330	AFTERCOOLER DRYER FILTER 1000CFM	390	1285
140-2350	AFTERCOOLER DRYER FILTER 1600CFM	685	2050
140-2410	COMPRESSOR ATTACH MIST ELMIN 500-999 CFM	125	280
140-2420	COMPRESSOR ATTACH MIST ELMIN1500-2000CFM	190	505
140-3300	FILTER POT CARBON 6 BAG VESSEL	350	1000
140-3310	FILTER POT SS 2 VESSELS BAG SKID	225	700
140-3314	FILTER POT SS 4 BAG VESSEL 4IN INLT SKID	125	375
140-3316	FILTER POT SS 6 BAG VESSEL 6IN INLT SKID	200	600
140-3318	FILTER POT SS 8 BAG VESSEL 8IN INLT SKID	200	600
140-3320	FILTER POT CODED 12 IN CT BP TRAILER	480	1450
140-3330	FILTER POT CODED DUAL 12 IN TRAILER	850	2550
140-3332	FILTER POT SAND SS 4 POT 8IN INLET SKID	400	1200
140-3430	DIESEL PARTICULATE FILTER FOR 4.9L	600	1200
140-3570	MANIFOLD AIR 10 GALLON TANK	50	50
140-3580	MANIFOLD AIR 15 GALLON TANK	55	150
150-1040	RAMMER SAND	40	145
150-1060	RAMMER JUMPING JACK 1LB - 99LB GAS	100	345
150-1070	RAMMER JUMPING JACK 100LB - 150LB GAS	100	345
150-1080	RAMMER JUMPING JACK 151LB - 199LB GAS	110	385
150-1120	RAMMER JUMPING JACK 100LB - 199LB BATT	190	760
150-1140	RAMMER JUMPING JACK 100LB - 199LB DSL	115	420
150-1420	PLATE COMPACTOR 100LB TO 199LB REVERSBLE	100	365
150-1440	PLATE COMPACTOR 200LB TO 299LB REVERSBLE	125	415
150-1460	PLATE COMPACTOR 300LB TO 399LB REVERSBLE	125	415
150-1500	PLATE COMPACTOR 500LB TO 599LB REVERSBLE	175	600
150-1520	PLATE COMPACTOR 600LB TO 699LB REVERSBLE	200	700
150-1540	PLATE COMPACTOR 700LB TO 799LB REVERSBLE	200	700
150-1560	PLATE COMPACTOR 900LB TO 999LB REVERSBLE	275	1100
150-1580	PLATE COMPACTOR 1000 TO 1100LB REVERSBLE	275	1100
150-1600	PLATE COMPACTOR 1100LB-1199LB REVERSBLE	300	1195
150-1720	TAMPER 30LB 6IN AIR	55	210
150-2020	ROLLER WALKBEHIND DOUBLE DRUM 25IN GAS	175	550
150-2040	ROLLER WALKBEHIND SINGLE DRUM 28IN GAS	230	585
150-2100	ROLLER WALKBEHIND SINGLE DRUM 30IN GAS	230	585

150-2220	ROLLER TRENCH VIBRA DBL DRUM 22IN DSL	385	995
150-2260	ROLLER TRENCH VIBRA DBL DRUM 32IN DSL	385	995
150-2560	ROLLER RIDE-ON PADFT 54IN SNG 5 TON	560	1470
150-2580	ROLLER RIDE-ON PADFT 66IN SNG 8 TON	675	1870
150-2600	ROLLER RIDE-ON PADFT 84IN SNG 11 TON	775	2260
150-2620	ROLLER RIDE-ON PADFT 84IN SNG 14 TON	765	2295
150-2730	ROLLER RIDE-ON SMOOTH 54IN SNG 5 TON	475	1220
150-2770	ROLLER RIDE-ON SMOOTH 84IN SNG 11 TON	625	1835
150-2820	ROLLER RIDE-ON SMOOTH 35IN DBL 1 TON GAS	250	750
150-2840	ROLLER RIDE-ON SMOOTH 47IN DBL 2 TON DSL	375	1025
150-2880	ROLLER RIDE-ON SMOOTH 66IN DBL 7 TON DSL	610	1835
150-2920	ROLLER RIDE-ON SMOOTH 66IN DBL 11TON DSL	690	1990
150-2950	ROLLER ATTACHMENT PADFOOT 5 TON	85	250
150-2960	ROLLER ATTACHMENT PADFOOT 8 TON	125	375
150-2970	ROLLER ATTACHMENT PADFOOT 11 TON	150	425
150-3020	ROLLER ASPHALT 9 WHL PNUEMATIC 68IN 12TN	595	1675
150-3240	PLATE ATT 12IN 1-7MT MINI EX 3000LB	135	540
150-3260	PLATE ATT 24IN BH & 8MT MINI EX 6500LB	150	600
150-3265	PLATE ATT 18IN 1-7MT MINI EX 3400LB	150	600
150-3300	PLATE ATT 27IN 10-18MT EXCAVATOR 11000LB	250	1000
150-3320	PLATE ATT 34IN 19-24MT EXCAVATOR 21000LB	275	1100
150-4000	ROAD MILLING COLD 20IN WIDE	1575	4200
150-4010	ROAD MILLING COLD 80IN WIDE	3750	10000
150-4020	TRAILER ASPHALT 4 TON	410	1695
150-4100	TRAILER ASPHALT HEATED SPRAYER 300 GAL	275	825
150-4120	ASPHALT CRACK FILLER W/B LP	160	370
150-5000	TRAILER CRACK SEALER 250 GAL	525	1575
175-1100	SURVEILLANCE PRIMARY CAMERA UNIT	210	520
175-1105	SURVEILLANCE TRAILER INFARED CAMERA	290	730
175-1110	SURVEILLANCE SECONDARY CAMERA UNIT	80	200
175-1115	SURVEILLANCE CAMERA W TRIPOD 115V	125	305
175-1120	SURVEILLANCE INFRARED CAMERA EXTRA	85	200
200-1015	MINI WHEEL LOADER W/B < 600LB CAPBATTERY	495	1250
200-1020	MINI TRACK LOADER W/B < 600LB CAP GAS	265	795
200-1030	MINI TRACK LOADER W/B < 600LB CAP DSL	265	795
200-1040	MINI TRACK LOADER W/B > 600LB CAP DSL	300	835
200-1050	MINI TRACK LOADER W/B 2000LB CAP DSL	450	1200
200-1310	SKIDSTEER LOADER 250-750LB ROPS	275	825
200-1311	SKIDSTEER LOADER 250-750LB CAB	300	850
200-1350	SKIDSTEER LOADER 1300-2099LB ROPS	275	825
200-1351	SKIDSTEER LOADER 1300-2099LB CAB	300	850
200-1352	SKIDSTEER LOADER 1751-2099LB ROPS HF	300	850
200-1353	SKIDSTEER LOADER 1751-2099LB CAB HF	325	895
200-1360	SKIDSTEER LOADER 2100-2399LB ROPS	350	975
200-1361	SKIDSTEER LOADER 2100-2399LB CAB	375	1025
200-1362	SKIDSTEER LOADER 2100-2399LB ROPS HF	375	1025
200-1370	SKIDSTEER LOADER 2400-2999LB ROPS	350	975

200-1371	SKIDSTEER LOADER 2400-2999LB CAB	375	1025
200-1372	SKIDSTEER LOADER 2400-2999LB ROPS HF	375	1025
200-1373	SKIDSTEER LOADER 2400-2999LB CAB HF	400	1075
200-1381	SKIDSTEER LOADER OVER 3000LB CAB	450	1225
200-1382	SKIDSTEER LOADER OVER 3000LB ROPS HF	450	1225
200-1420	COMPACT TRACK LOADER 600-1299LB ROPS	425	1195
200-1430	COMPACT TRACK LOADER 1300-1699LB ROPS	425	1195
200-1431	COMPACT TRACK LOADER 1300-1699LB CAB	440	1225
200-1440	COMPACT TRACK LOADER 1700-1999LB ROPS	425	1195
200-1441	COMPACT TRACK LOADER 1700-1999LB CAB	440	1225
200-1450	COMPACT TRACK LOADER 2000-2399LB ROPS	425	1195
200-1451	COMPACT TRACK LOADER 2000-2399LB CAB	440	1225
200-1452	COMPACT TRACK LOADER 2000-2399LB ROPS HF	440	1225
200-1453	COMPACT TRACK LOADER 2000-2399LB CAB HF	455	1250
200-1460	COMPACT TRACK LOADER 2400-2799LB ROPS	455	1250
200-1461	COMPACT TRACK LOADER 2400-2799LB CAB	485	1295
200-1462	COMPACT TRACK LOADER 2400-2799LB ROPS HF	445	1250
200-1463	COMPACT TRACK LOADER 2400-2799LB CAB HF	525	1495
200-1470	COMPACT TRACK LOADER 2800LB & OVER ROPS	525	1495
200-1471	COMPACT TRACK LOADER 2800LB & OVER CAB	550	1550
200-1472	COMPACT TRACK LOADER 2800LB & UP ROPS HF	550	1550
200-1473	COMPACT TRACK LOADER 2800LB & UP CAB HF	575	1595
210-1100	BACKHOE COMPACT TLB 20-23HP 4WD ROPS DSL	295	875
210-1200	BACKHOE COMPACT TLB 24-29HP 4WD ROPS DSL	320	955
210-3100	BACKHOE 70-97HP 2WD ROPS DSL	450	1225
210-3150	BACKHOE 70-97HP 2WD CAB DSL	450	1225
210-3200	BACKHOE 70-97HP 4WD ROPS DSL	450	1225
210-3250	BACKHOE 70-97HP 4WD CAB DSL	475	1250
210-3255	BACKHOE 70-97HP 4WD CAB EXTENDAHOE DSL	475	1250
210-4205	BACKHOE 98-115HP 4WD ROPS EXTENDAHOE DSL	595	1750
210-4250	BACKHOE 98-115HP 4WD CAB DSL	595	1750
210-4255	BACKHOE 98-115HP 4WD CAB EXTENDAHOE DSL	595	1750
210-5205	BACKHOE OVER 115HP 4WD ROPS EXTENHOE DSL	815	2450
210-5250	BACKHOE OVER 115HP 4WD CAB DSL	815	2450
210-5255	BACKHOE OVER 115HP 4WD CAB EXTENDHOE DSL	815	2450
230-1000	DEMOLITION ROBOT DXR140 2200LB 12FT ELEC	900	2700
230-1100	DEMOLITION ROBOT DXR300 4300LB 17FT ELEC	1250	3750
230-1200	BREAKER DEMOLITION ROBOT 310LB DXR140	200	685
230-1210	BREAKER DEMOLITION ROBOT 440LB DXR300	240	715
230-1215	BREAKER DEMOLITION ROBOT 660LB DXR300	275	750
230-1300	DEMOLITION ROBOT ATTCH GRAPPLER DXR140	200	500
230-1310	DEMOLITION ROBOT ATTCH GRAPPLER DXR300	200	500
230-1400	DEMOLITION ROBOT ATTCH CRUSHER DXR140	350	800
230-1410	DEMOLITION ROBOT ATTCH CRUSHER DXR300	425	1000
230-1430	DEMOLITION ROBOT ATTCH DRUMCUTTER DXR300	425	1000
230-1500	DEMOLITION ROBOT ATTCH SHEARER 140/300	425	1000
230-1600	DEMOLITION ROBOT BUCKET 12 SMOOTH DXR140	30	75

230-1610	DEMOLITION ROBOT BUCKET 12 SMOOTH DXR300	30	75
230-1620	DEMOLITION ROBOT BUCKET 20 TRENCH DXR140	30	75
230-1630	DEMOLITION ROBOT BUCKET 20 TRENCH DXR300	30	75
230-1640	DEMOLITION ROBOT BUCKET 30 SMOOTH DXR140	30	75
230-1650	DEMOLITION ROBOT BUCKET 30 SMOOTH DXR300	30	75
240-1000	MINI-EXCAVATOR 2000-2999 LBS DSL ROPS	315	895
240-1200	MINI-EXCAVATOR 4000-4999 LBS DSL ROPS	335	930
240-1201	MINI-EXCAVATOR 4000-4999 LBS HYBRID ROPS	525	1350
240-1300	MINI-EXCAVATOR 5000-6999 LBS DSL ROPS	335	930
240-1310	MINI-EXCAVATOR 5000-6999 LBS DSL CAB	360	980
240-1315	MINI-EXCAVATOR 5000-6999 LBS BATT ROPS	1195	3195
240-1400	MINI-EXCAVATOR 7000-8999 LBS DSL ROPS	365	1025
240-1410	MINI-EXCAVATOR 7000-8999 LBS DSL CAB	395	1075
240-1500	MINI-EXCAVATOR 9000-11999 LBS DSL ROPS	425	1160
240-1510	MINI-EXCAVATOR 9000-11999 LBS DSL CAB	450	1195
240-1600	MINI-EXCAVATOR 12000-13999 LBS DSL ROPS	495	1295
240-1610	MINI-EXCAVATOR 12000-13999 LBS DSL CAB	525	1325
240-1620	MINI-EXCAVATOR 12000 LBS DSL CAB WHEELED	1000	2700
240-1700	MINI-EXCAVATOR 14000-19000 LBS DSL ROPS	650	1695
240-1710	MINI-EXCAVATOR 14000-19000 LBS DSL CAB	650	1695
240-2000	EXCAVATOR 28000-38000 LBS STD REACH	895	2395
240-2020	EXCAVATOR 28000-38000 LBS REDUCED TAIL	895	2395
240-2030	EXCAVATOR 28000-38000 LBS RED TAILRUBTRK	1000	2500
240-2040	EXCAVATOR 28000-38000 LBS CAB WHEELED	1350	3500
240-2100	EXCAVATOR 39000-42000 LBS STD REACH	1150	2900
240-2200	EXCAVATOR 43000-49999 LBS STD REACH	1150	2900
240-2210	EXCAVATOR 43000-49999 LBS LONG REACH	1650	4500
240-2300	EXCAVATOR 50000-59999 LBS STD REACH	1425	3670
240-2310	EXCAVATOR 50000-59999 LBS LONG REACH	1650	4500
240-2320	EXCAVATOR 50000-59999 LBS REDUCED TAIL	1425	3670
240-2350	EXCAVATOR 50000-59999 LBS WHEELED	1700	4750
240-2400	EXCAVATOR 60000-69999 LBS STD REACH	1850	5150
240-2410	EXCAVATOR 60000-69999 LBS LONG REACH	1850	5150
240-2500	EXCAVATOR 70000-80000 LBS STD REACH	1850	5150
240-2510	EXCAVATOR 70000-80000 LBS REDUCED TAIL	1850	5150
250-1140	DOZER WIDE TRACK 70-85 HP ROPS	675	1925
250-1160	DOZER WIDE TRACK 70-85 HP CAB	675	1925
250-1200	DOZER STD TRACK 86-95 HP ROPS	725	2050
250-1220	DOZER STD TRACK 86-95 HP CAB	725	2050
250-1240	DOZER WIDE TRACK 86-95 HP ROPS	725	2050
250-1260	DOZER WIDE TRACK 86-95 HP CAB	725	2050
250-1300	DOZER STD TRACK 96-105 HP ROPS	825	2295
250-1320	DOZER STD TRACK 96-105 HP CAB	825	2295
250-1340	DOZER WIDE TRACK 96-105 HP ROPS	825	2295
250-1360	DOZER WIDE TRACK 96-105 HP CAB	825	2295
250-1420	DOZER STD TRACK 106-130 HP CAB	1150	3400
250-1450	DOZER WIDE TRACK 106-130 HP ROPS	1150	3400



250-1460	DOZER WIDE TRACK 106-130 HP CAB	1150	3400
250-1660	DOZER WIDE TRACK 165-205 HP CAB	1525	4500
260-1100	ROAD GRADER 110-119HP DSL	900	2700
265-1010	COMPACT LOADER 0.75 YD STD BKT DSL	510	1275
265-1300	WHEEL LOADER 2.0-2.4 YD STD BKT DSL	765	2140
265-1310	WHEEL LOADER 3.0-3.4 YD STD BKT DSL	925	2650
265-1410	WHEEL LOADER 3.5-3.9 YD STD BKT DSL	1025	2800
265-1510	WHEEL LOADER 4.0-4.5 YD STD BKT DSL	1195	3350
265-1520	WHEEL LOADER 4.0-4.5 YD MP BKT DSL	1300	3800
265-1610	WHEEL LOADER 4.6-5.5 YD STD BKT DSL	2040	5100
275-1120	TRACTOR COMPACT 20-29HP 4WD DSL	215	645
275-1140	TRACTOR 30-39HP 4WD DSL	270	865
275-1160	TRACTOR 40-49HP 4WD DSL	325	945
275-1200	TRACTOR 60-69HP 4WD DSL	350	1025
275-1300	TRACTOR 90-99HP 4WD DSL	365	1040
275-2140	TRACTOR LOADER 30-39HP 4WD DSL	325	945
280-1010	TRENCHER CABLE INSTALLER W/B GAS	185	495
280-1020	TRENCHER W/B TRACK 24IN GAS	250	750
280-1030	TRENCHER W/B TRACK 30IN GAS	250	750
280-1040	TRENCHER W/B TRACK 36IN GAS	250	750
280-1060	TRENCHER W/B WHEEL 0IN TO 18IN GAS	200	585
280-1070	TRENCHER W/B WHEEL 24IN GAS	215	610
280-1090	TRENCHER W/B WHEEL 36IN GAS	215	610
280-1110	TRENCHER RIDE-ON 35-49HP DSL	415	1150
280-1150	TRENCHER RIDE-ON 120-130HP DSL	1530	4590
290-1000	WB LOADER ATTACHMENT AUGER	60	175
290-1005	WB LOADER ATTACHMENT TRENCHER	90	265
290-1010	WB LOADER SOIL CONDITIONER	115	370
290-1015	WB LOADER ATTACHMENT TILLER	100	290
290-1020	WB LOADER ATTACHMENT LEVELER	20	65
290-1025	WB LOADER ATTACHMENT BREAKER <250 LBS	225	650
290-1030	WB LOADER ATTACHMENT ROTARY BRUSH MOWER	130	395
290-1035	WB LOADER ATTACHMENT BUCKET	10	30
290-1040	WB LOADER ATTACHMENT GRAPPLE BKT 36IN	65	190
290-1045	WB LOADER ATTACHMENT GRAPPLE BKT 42IN	65	190
290-1050	WB LOADER ATTACHMENT GRAPPLE BKT 48IN	65	190
290-1060	WB LOADER ATTACHMENT FORKS	30	80
290-1065	WB LOADER ATTACHMENT BRUSH GRAPPLE	65	190
290-1070	WB LOADER ATTACHMENT DOZER BLADE	65	190
290-1080	WB LOADER ATTACHMENT BORING	100	235
290-1090	WB LOADER ATTACHMENT VIBRATORY PLOW	115	370
290-2000	SKIDSTEER ATTACHMENT AUGER MED TORQUE	100	300
290-2005	SKIDSTEER ATTACHMENT AUGER HI TORQUE	100	300
290-2010	SKIDSTEER ATTACHMENT ANGLE BROOM	115	370
290-2015	SKIDSTEER ATTACHMENT SWEEPER	115	370
290-2020	SKIDSTEER ATTACHMENT SNOW PUSHER	125	295
290-2022	SKIDSTEER ATTACHMENT ANGLE SNOW PLOW	135	295

290-2025	SKIDSTEER ATTACHMENT SNOW BLOWER	175	450
290-2030	SKIDSTEER ATTACHMENT TRENCHER	150	475
290-2035	SKIDSTEER ATTACHMENT LEVELER RAKE	100	300
290-2045	SKIDSTEER ATTACHMENT ROOT RAKE W CLAMP	95	220
290-2050	SKIDSTEER ATTACHMENT ROCK HOUND RAKE	150	395
290-2055	SKIDSTEER ATTACHMENT SOIL CONDITIONER	150	395
290-2057	SKIDSTEER ATTACHMENT FLAIL MOWER	315	945
290-2058	SKIDSTEER ATTACHMENT BRUSH CUTTER 60 SF	205	615
290-2059	SKIDSTEER ATTACHMENT BRUSH CUTTER 66 SF	205	615
290-2060	SKIDSTEER ATTACHMENT BRUSH CUTTER 72 SF	205	615
290-2061	SKIDSTEER ATTACHMENT BRUSH CUTTER 96 SF	295	880
290-2062	SKIDSTEER ATTACHMENT BRUSH CUTTER 60 HF	295	880
290-2063	SKIDSTEER ATTACHMENT BRUSH CUTTER 72 HF	295	880
290-2065	SKIDSTEER ATTACHMENT FORESTRY MULCHER	840	2100
290-2070	SKIDSTEER ATTACHMENT PLANER 14IN SF	340	1210
290-2073	SKIDSTEER ATTACHMENT PLANER 18IN HF	400	1285
290-2075	SKIDSTEER ATTACHMENT PLANER 24IN HF	475	1525
290-2080	SKIDSTEER ATTACHMENT TILLER	115	340
290-2085	SKIDSTEER ATTACHMENT SILTFENCE INSTALLER	85	250
290-2090	SKIDSTEER ATTACHMENT STUMP GRINDER	120	420
290-2092	SKIDSTEER ATTACHMENT POST DRIVER	130	395
290-2095	SKIDSTEER ATTACHMENT SPREADER	85	250
290-2100	SKIDSTEER ATTACHMENT TREE BOOM	75	220
290-2105	SKIDSTEER ATTACHMENT TILE SCRAPER	85	250
290-2110	SKIDSTEER ATTACHMENT BACKHOE	115	400
290-2120	SKIDSTEER ATTACHMENT SHEAR	120	420
290-2125	SKIDSTEER ATTACHMENT DOZER BLADE	75	220
290-2130	SKIDSTEER ATTACHMENT MISCELLANEOUS	85	250
290-2135	SKIDSTEER ATTACHMENT VACUUM LIFT BATTERY	190	475
290-2140	SKIDSTEER ATTACHMENT FORKS 42IN	45	125
290-2145	SKIDSTEER ATTACHMENT FORKS 48IN	45	125
290-2148	SKIDSTEER ATTACHMENT FORKS 72IN	85	250
290-2155	SKIDSTEER ATTACHMENT POLE SETTER	80	240
290-2195	SKIDSTEER ATTACHMENT ASPHALT FLOAT	185	440
290-2200	SKIDSTEER ATTACHMENT BREAKER <90 LBS	195	585
290-2205	SKIDSTEER ATTACHMENT BREAKER 91-190 LBS	195	585
290-2210	SKIDSTEER ATTACHMENT BREAKER 191-290 LBS	225	650
290-2220	SKIDSTEER ATTACHMENT BREAKER 291-390 LBS	225	650
290-2225	SKIDSTEER ATTACHMENT BREAKER 391-600 LBS	245	700
290-2230	COMBO SSL M-EX ATTACH BREAKER 391-600LBS	245	700
290-2235	SKIDSTEER ATTACHMENT BREAKER 601-900 LBS	245	700
290-2240	SKIDSTEER ATTACHMENT BREAKER 901-1250LBS	225	650
290-2300	SKIDSTEER ATTACHMENT BUCKET 36IN	10	30
290-2320	SKIDSTEER ATTACHMENT BUCKET 44IN 4 IN 1	65	160
290-2325	SKIDSTEER ATTACHMENT BUCKET 44IN	10	30
290-2332	SKIDSTEER ATTACHMENT BUCKET 56IN LOW-PRO	15	40
290-2340	SKIDSTEER ATTACHMENT BUCKET 62IN	10	30

290-2345	SKIDSTEER ATTACHMENT BUCKET 62IN 4 IN 1	65	160
290-2350	SKIDSTEER ATTACHMENT BUCKET 62IN LOW-PRO	10	30
290-2360	SKIDSTEER ATTACHMENT BUCKET 66IN	10	30
290-2365	SKIDSTEER ATTACHMENT BUCKET 66IN 4 IN 1	65	160
290-2370	SKIDSTEER ATTACHMENT BUCKET 66IN LOW-PRO	10	30
290-2380	SKIDSTEER ATTACHMENT BUCKET 68IN	10	30
290-2385	SKIDSTEER ATTACHMENT BUCKET 68IN 4 IN 1	65	160
290-2390	SKIDSTEER ATTACHMENT BUCKET 68IN LOW-PRO	10	30
290-2400	SKIDSTEER ATTACHMENT BUCKET 72IN	10	30
290-2402	SKIDSTEER ATTACHMENT BUCKET 72IN LOW-PRO	10	30
290-2405	SKIDSTEER ATTACHMENT BUCKET 72IN 4 IN 1	65	160
290-2420	SKIDSTEER ATTACHMENT BUCKET 74IN	10	30
290-2425	SKIDSTEER ATTACHMENT BUCKET 74IN 4 IN 1	65	160
290-2430	SKIDSTEER ATTACHMENT BUCKET 74IN LIGHT	10	30
290-2435	SKIDSTEER ATTACHMENT BUCKET 74IN LOW-PRO	10	30
290-2440	SKIDSTEER ATTACHMENT BUCKET 78IN LOW-PRO	10	30
290-2460	SKIDSTEER ATTACHMENT BUCKET 80IN	10	30
290-2467	SKIDSTEER ATTACHMENT BUCKET 80IN LOW-PRO	10	30
290-2475	SKIDSTEER ATTACHMENT BUCKET 84IN	65	160
290-2500	SKIDSTEER ATTACHMENT BRUSH GRAPPLE	80	235
290-2502	SKIDSTEER ATTACHMENT GRAPPLE BKT 36IN	65	190
290-2503	SKIDSTEER ATTACHMENT GRAPPLE BKT 48IN	65	190
290-2505	SKIDSTEER ATTACHMENT GRAPPLE BKT 60-65IN	85	250
290-2510	SKIDSTEER ATTACHMENT GRAPPLE BKT 66-71IN	85	250
290-2515	SKIDSTEER ATTACHMENT GRAPPLE BKT 72-77IN	85	250
290-2520	SKIDSTEER ATTACHMENT GRAPPLE BKT >77IN	85	250
290-2600	TOOLCAT ATTACHMENT SPREADER	85	250
290-3000	TRACTOR ATTACHMENT AUGER	115	345
290-3010	TRACTOR ATTACHMENT SNOW PUSHER	90	205
290-3020	TRACTOR ATTACHMENT RIPPER	55	160
290-3030	TRACTOR ATTACHMENT BOX BLADE	55	160
290-3035	TRACTOR ATTACHMENT LANDSCAPE RAKE 3PT	55	160
290-3040	TRACTOR ATTACHMENT ROTARY BRUSH MOWER	70	175
290-3045	TRACTOR ATTACHMENT BOOM MOWER	300	900
290-3047	TRACTOR ATTACHMENT FLAIL MOWER	95	285
290-3060	TRACTOR ATTACHMENT TILLER	80	235
290-3070	TRACTOR ATTACHMENT SPREADER	60	150
290-3080	TRACTOR ATTACHMENT BACKHOE	150	520
290-4010	BACKHOE ATTACHMENT COMPACTION WHL 12IN	130	395
290-4015	BACKHOE ATTACHMENT COMPACTION WHL 18IN	130	395
290-4020	BACKHOE ATTACHMENT COMPACTION WHL 24IN	130	395
290-4025	BACKHOE ATTACHMENT SHEAR	520	1570
290-4030	BACKHOE ATTACHMENT THUMB	30	80
290-4050	BACKHOE ATTACHMENT FORKS 42IN	50	140
290-4055	BACKHOE ATTACHMENT FORKS 48IN	50	140
290-4060	BACKHOE ATTACHMENT FORKS 60IN	55	160
290-4065	BACKHOE ATTACHMENT FORKS 72IN	55	160

290-4100	BACKHOE BUCKET CRIBBING 8IN QC	30	80
290-4105	BACKHOE BUCKET CRIBBING 8IN PO	30	80
290-4120	BACKHOE BUCKET TRENCH 12IN QC	30	80
290-4130	BACKHOE BUCKET TRENCH 16IN QC	30	80
290-4140	BACKHOE BUCKET TRENCH 18IN QC	30	80
290-4145	BACKHOE BUCKET TRENCH 18IN PO	30	80
290-4150	BACKHOE BUCKET TRENCH 24IN QC	30	80
290-4152	BACKHOE BUCKET SMOOTH 24IN QC	30	80
290-4155	BACKHOE BUCKET TRENCH 24IN PO	30	80
290-4160	BACKHOE BUCKET TRENCH 30IN QC	30	80
290-4170	BACKHOE BUCKET TRENCH 36IN QC	30	80
290-4180	BACKHOE BUCKET SMOOTH 36IN QC	30	80
290-4190	BACKHOE BUCKET TRENCH 42IN QC	45	115
290-4205	BACKHOE BUCKET SMOOTH 48IN QC	45	115
290-4210	BACKHOE BUCKET TRENCH 48IN QC	45	115
290-4275	BACKHOE BUCKET 1YD COMBO	85	250
290-4280	BACKHOE BUCKET 1YD SIDE DUMP	130	395
290-5000	MINI-EX ATTACHMENT AUGER MED TORQUE	100	300
290-5010	MINI-EX ATTACHMENT COMPACTION WHL	105	315
290-5020	MINI-EX ATTACHMENT FORESTRY MULCHER	525	1420
290-5145	MINI-EX ATTACHMENT BREAKER 91-190 LBS	225	650
290-5150	MINI-EX ATTACHMENT BREAKER 191-290 LBS	245	700
290-5155	MINI-EX ATTACHMENT BREAKER 291-390 LBS	245	700
290-5160	MINI-EX ATTACHMENT BREAKER 391-600 LBS	245	700
290-5165	MINI-EX ATTACHMENT BREAKER 601-900 LBS	395	1150
290-5180	MINI-EX ATTACH SWING CPLR UP TO 9K LBS	55	160
290-5182	MINI-EX ATTACH SWING CPLR 9-12K LBS	65	190
290-5184	MINI-EX TLB ATTACH SWING CPLR 12-14K LBS	75	220
290-5186	MINI-EX TLB ATTACH SWING CPLR 14-20K LBS	85	250
290-5205	MINI-EX <19K LBS BUCKET CRIBBING 8IN PO	20	55
290-5210	MINI-EX <19K LBS BUCKET CRIBBING 10IN QC	20	55
290-5220	MINI-EX <19K LBS BUCKET TRENCH <12IN QC	20	55
290-5225	MINI-EX <19K LBS BUCKET TRENCH <12IN PO	20	55
290-5240	MINI-EX <19K LBS BUCKET TRENCH 12IN QC	20	55
290-5245	MINI-EX <19K LBS BUCKET TRENCH 12IN PO	20	55
290-5250	MINI-EX <19K LBS BUCKET SMOOTH 12IN QC	20	55
290-5270	MINI-EX <19K LBS BUCKET TRENCH 16IN QC	20	55
290-5280	MINI-EX <19K LBS BUCKET TRENCH 18IN QC	20	55
290-5285	MINI-EX <19K LBS BUCKET TRENCH 18IN PO	20	55
290-5290	MINI-EX <19K LBS BUCKET SMOOTH 18IN QC	20	55
290-5300	MINI-EX <19K LBS BUCKET TRENCH 20IN QC	20	55
290-5320	MINI-EX <19K LBS BUCKET TRENCH 24IN QC	20	55
290-5325	MINI-EX <19K LBS BUCKET TRENCH 24IN PO	20	55
290-5330	MINI-EX <19K LBS BUCKET SMOOTH 24IN QC	20	55
290-5340	MINI-EX <19K LBS BUCKET TRENCH 30IN QC	20	55
290-5350	MINI-EX <19K LBS BUCKET SMOOTH 30 IN QC	20	55
290-5360	MINI-EX <19K LBS BUCKET TRENCH 36IN QC	20	55

290-5365	MINI-EX <19K LBS BUCKET TRENCH 36IN PO	20	55
290-5370	MINI-EX <19K LBS BUCKET SMOOTH 36IN QC	20	55
290-5380	MINI-EX <19K LBS BUCKET SWING 36IN QC	20	55
290-5390	MINI-EX <19K LBS BUCKET TRENCH 42IN QC	30	80
290-5410	MINI-EX <19K LBS BUCKET TRENCH 48N QC	30	80
290-5420	MINI-EX <19K LBS BUCKET SMOOTH 48IN QC	30	80
290-5425	MINI-EX <19K LBS BUCKET SMOOTH 48IN PO	30	80
290-5460	MINI-EX <19K LBS BUCKET SWING 54IN QC	30	80
290-6000	EXCAVAT 28K-39K BUCKET TRENCH 12IN QC	40	105
290-6010	EXCAVAT 28K-39K BUCKET TRENCH 18IN QC	40	105
290-6015	EXCAVAT 28K-39K BUCKET TRENCH 18IN PO	40	105
290-6020	EXCAVAT 28K-39K BUCKET TRENCH 24IN QC	40	105
290-6025	EXCAVAT 28K-39K BUCKET TRENCH 24IN PO	40	105
290-6030	EXCAVAT 28K-39K BUCKET TRENCH 30IN QC	40	105
290-6035	EXCAVAT 28K-39K BUCKET TRENCH 30IN PO	40	105
290-6040	EXCAVAT 28K-39K BUCKET TRENCH 36IN QC	40	105
290-6045	EXCAVAT 28K-39K BUCKET TRENCH 36IN PO	40	105
290-6050	EXCAVAT 28K-39K BUCKET TRENCH 42IN QC	40	105
290-6055	EXCAVAT 28K-39K BUCKET TRENCH 42IN PO	40	105
290-6060	EXCAVAT 28K-39K BUCKET TRENCH 48IN QC	40	105
290-6065	EXCAVAT 28K-39K BUCKET TRENCH 48IN PO	40	105
290-6070	EXCAVAT 28K-39K BUCKET SCREEN 48IN QC	40	105
290-6080	EXCAVAT 28K-39K BUCKET TRENCH 60IN QC	60	150
290-6082	EXCAVAT 28K-39K BUCKET SMOOTH 60IN QC	65	160
290-6085	EXCAVAT 28K-39K BUCKET TRENCH 60IN PO	65	160
290-6105	EXCAVAT 28K-39K BUCKET TRENCH 72IN QC	65	160
290-6135	EXCAVAT 39K-50K BUCKET TRENCH 24IN PO	55	130
290-6145	EXCAVAT 39K-50K BUCKET TRENCH 30IN PO	55	130
290-6155	EXCAVAT 39K-50K BUCKET TRENCH 36IN PO	55	130
290-6165	EXCAVAT 39K-50K BUCKET TRENCH 42IN PO	55	130
290-6170	EXCAVAT 39K-50K BUCKET SCREEN 48IN PO	105	315
290-6175	EXCAVAT 39K-50K BUCKET TRENCH 48IN PO	55	130
290-6185	EXCAVAT 39K-50K BUCKET TRENCH 54IN PO	80	195
290-6195	EXCAVAT 39K-50K BUCKET TRENCH 60IN PO	80	195
290-6210	EXCAVAT 39K-50K BUCKET SMOOTH 66IN PO	80	195
290-6215	EXCAVAT 39K-50K BUCKET SMOOTH 72IN PO	80	195
290-6245	EXCAVAT 50K-60K BUCKET TRENCH 24IN PO	55	130
290-6265	EXCAVAT 50K-60K BUCKET TRENCH 36IN PO	55	130
290-6285	EXCAVAT 50K-60K BUCKET TRENCH 48IN PO	55	130
290-6295	EXCAVAT 50K-60K BUCKET TRENCH 54IN PO	80	195
290-6345	EXCAVAT 60K-80K BUCKET TRENCH 24IN PO	60	150
290-6365	EXCAVAT 60K-80K BUCKET TRENCH 36IN PO	65	160
290-6375	EXCAVAT 60K-80K BUCKET TRENCH 42IN PO	65	160
290-6395	EXCAVAT 60K-80K BUCKET TRENCH 54IN PO	65	160
290-6405	EXCAVAT 60K-80K BUCKET TRENCH 60IN PO	95	235
290-6425	EXCAVAT 60K-80K BUCKET TRENCH 72IN PO	95	235
290-6500	EXCAVAT ATTACHMENT GRAPPLE BUCKET	550	1610

290-6510	EXCAVAT ATTACHMENT FLAIL MOWER	265	790
290-6517	EXCAVAT ATTACHMENT FORESTRY MULCHER	840	2100
290-6530	EXCAVAT ATTACHMENT COMPACTION WHL 24IN	235	630
290-6535	EXCAVAT ATTACHMENT COMPACTION WHL 36IN	235	630
290-6580	EXCAVAT ATTACHMENT SWING CPLR 28-38K LBS	95	285
290-6585	BACKHOE/8MT EXC ATTACHMENT AUGER	130	395
290-6590	EXCAVAT ATTACHMENT THUMB	75	205
290-6600	EXCAVAT ATTACH P/COMPACTOR 200-299 LBS	85	225
290-6705	EXCAVAT ATTACHMENT BREAKER 1801-2500 LBS	695	2100
290-6710	EXCAVAT ATTACHMENT BREAKER 2501-4800 LBS	795	2350
290-6715	EXCAVAT ATTACHMENT BREAKER 4801-6500 LBS	925	2650
290-6720	EXCAVAT ATTACHMENT BREAKER >10000 LBS	1175	3525
290-7000	LOADER ATTACHMENT ROOT RAKE NO CLAMP	115	290
290-7005	LOADER ATTACHMENT ROOT RAKE W CLAMP	205	500
290-7010	LOADER ATTACHMENT LANDSCAPE RAKE	130	310
290-7020	LOADER ATTACHMENT SNOW PUSHER	130	395
290-7025	LOADER ATTACHMENT BOOM	85	170
290-7030	LOADER ATTACHMENT TRUSS BOOM	85	170
290-7035	LOADER ATTACHMENT DRUM ROTATOR	85	170
290-7037	LOADER ATTACHMENT FORK ROTATOR	95	235
290-7040	LOADER ATTACHMENT FORKS 48IN	100	290
290-7045	LOADER ATTACHMENT FORKS 60IN	125	325
290-7050	LOADER ATTACHMENT FORKS 72IN	125	325
290-7055	LOADER ATTACHMENT FORKS 84IN	160	370
290-7060	LOADER ATTACHMENT FORKS 96IN	160	370
290-7100	COMPACT LOADER BUCKET	85	170
290-7102	LOADER BUCKET SKELETON 3YD	150	350
290-7110	LOADER BUCKET <4YD	55	160
290-7115	LOADER BUCKET 4YD AND OVER	80	205
290-7120	LOADER BUCKET COMBINATION	100	265
290-7130	LOADER BUCKET LIGHT MATRL	55	160
290-7135	LOADER BUCKET LIGHT MATRL 8YD AND OVER	95	250
290-7140	LOADER BUCKET ROLLOUT 5-6YD	290	685
290-7145	LOADER BUCKET ROLLOUT 7.5YD AND OVER	340	815
290-7150	LOADER BUCKET SIDE DUMP	130	395
290-7155	LOADER ATTACHMENT PIPE GRAPPLE FORK	160	475
290-7157	LOADER ATTACHMENT GRAPPLE BUCKET	130	395
290-7170	WHEEL LOADER ANGLE SWEEPER	400	1285
290-8000	DOZER ATTACHMENT ROOT RAKE NO CLAMP	80	210
290-8020	CONCRETE HWY BARRIER LIFTING TONGS	100	290
308-1000	CRANE ATTACHMENT FORKS	70	280
310-1035	MANHOLE BOX 8FTX10FTX10FT	141	562
310-1040	MANHOLE BOX 8FTX8FTX8FT	77	385
310-4070	SHIELD 8FTX8FT ALUMINUM CORRUGATED	180	360
310-4075	END SHORE 4FT	18	90
320-2065	STEEL PLATE 4FTX8FTX1IN	4	21
320-2100	STEEL PLATE 6FTX10FTX1IN	6	28

320-2155	STEEL PLATE 8FTX12FTX1IN	9	47
320-2185	STEEL PLATE 8FTX16FTX1.5IN	20	102
340-1050	GLASS HANDLER 770LB 9'-4" ELEC	500	1550
340-1060	GLASS HANDLER 1265LB 11'-10" ELEC	650	1925
340-1080	GLASS HANDLER 1730LB 12'-9" ELEC	800	2400
340-1090	GLASS HANDLER 2200LB 13'-5" ELEC	900	2625
340-1300	GLASS HANDLER 550LB 9FT 7IN MANUAL	180	450
350-1130	CRAWLER CRANE 1990LB 22FT TIP BATT	750	1950
350-1145	CRAWLER CRANE 1990LB 37FT TIP JIB DF	950	2750
350-1150	CRAWLER CRANE 1990LB 37FT TIP JIB BATT	950	2750
350-1185	CRAWLER CRANE 5800LB 31FT TIP BATT	950	2750
350-1200	CRAWLER CRANE 6450LB 37FT TIP JIB DF	950	2750
350-1205	CRAWLER CRANE 6450LB 37FT TIP JIB BATT	950	2750
350-1210	CRAWLER CRANE 6450LB 37FT TIP JIB DSL	950	2750
350-1225	CRAWLER CRANE 5800LB 52FT TIP HYB	1150	3300
350-1240	CRAWLER CRANE 6680LB 52FT TIP HYB	1150	3300
350-1245	CRAWLER CRANE 6680LB 52FT TIP DSL	1150	3300
350-1265	CRAWLER CRANE 6680LB 52FT TIP JIB HYBLMI	1150	3300
350-1270	CRAWLER CRANE 5800LB 54FT TIP DSL LMI	1150	3300
350-1280	CRAWLER CRANE 8920LB 68FT TIP DSL	1500	4000
350-1285	CRAWLER CRANE 8920LB 68FT TIP HYB	1500	4000
350-1360	GLASS MANIPULATOR 1400LB QUADRA TILT 12V	325	900
350-1400	CRAWLER CRANE ATTACH GLASS MANIPULATOR	325	900
350-1410	CRAWLER CRANE ATTACH AUX WINCH 400FT	210	630
350-1420	CRAWLER CRANE ATTACH 24IN WORK PLATFORM	75	190
350-2000	CRANE CARRY DECK DSL 5000LB 15FT	475	1275
350-2010	CRANE CARRY DECK DUAL FUEL 5000LB 15FT	475	1275
350-2030	CRANE CARRY DECK DSL 8000LB 19FT	625	1750
350-2040	CRANE CARRY DECK DUAL FUEL 8000LB 19FT	625	1750
350-2060	CRANE CARRY DECK DSL 18000LB 30FT	750	2095
350-2070	CRANE CARRY DECK DUAL FUEL 18000LB 30FT	750	2095
350-2090	CRANE CARRY DECK DSL 30000LB 50FT	1025	2700
350-2100	CRANE CARRY DECK DUAL FUEL 30000LB 50FT	1025	2700
350-3000	CRANE ROUGH TERRAIN DSL 30000LB 60FT	725	2040
350-3210	CRANE WALK-BEHIND BOOM 3000LB BATTERY	360	920
355-1010	DRONE TIER 1 (RR)	130	520
355-1030	DRONE TIER 2 (RR)	140	560
355-1050	DRONE TIER 3 (RR)	230	920
355-1070	DRONE TIER 4 (RR)	190	750
355-1090	DRONE TIER 5 (RR)	700	2800
355-2030	PAYLOAD TIER 2 (RR)	30	90
355-2050	PAYLOAD TIER 3 (RR)	148	592
355-2070	PAYLOAD TIER 4 (RR)	190	760
355-2090	PAYLOAD TIER 5 (RR)	750	2950
355-2110	DRONE BASE STATION TIER 1 (RR)	64	256
355-2130	DRONE BASE STATION TIER 2 (RR)	84	336
400-1020	WORK PLATFORM 2-5 FT DRIVABLE BATT	105	210

400-1025	WORK PLATFORM 6-9 FT DRIVABLE BATT OTR	125	265
400-1040	MAST LIFT 3-7FT DESK SURFER PUSH AROUND	135	285
400-1050	MAST LIFT 7FT PUSH AROUND MANUAL LIFT	130	265
400-1055	MAST LIFT 8FT PUSH AROUND BATTERY LIFT	140	295
400-1070	MAST LIFT 5-7FT PUSH AROUND ELEC LIFT	105	210
400-1100	MAST LIFT 13-15FT PORTABLE BATT	130	260
400-1200	MAST LIFT 20FT PUSH AROUND OTR BATT	140	335
400-1210	MAST LIFT 25FT PUSH AROUND OTR BATT	175	435
400-1220	MAST LIFT 30FT PUSH AROUND OTR BATT	215	485
400-1222	MAST LIFT 30FT PUSH AROUND NO OTR BATT	215	485
400-1230	MAST LIFT 36FT PUSH AROUND OTR BATT	250	595
400-1240	MAST LIFT 40FT PUSH AROUND OTR BATT	270	615
400-1270	MAST LIFT 12FT DRIVABLE BATT	165	325
400-1280	MAST LIFT 15FT-16FT DRIVABLE BATT	170	350
400-1285	MAST LIFT 15FT DRIVABLE BATT EE RATED	170	360
400-1290	MAST LIFT 20FT DRIVABLE BATT	185	400
400-1291	MAST LIFT 20FT DRIVABLE BLK BATT	185	400
400-1293	MAST LIFT 20FT DRIVABLE LCS BATT	200	425
400-1295	MAST LIFT 25FT DRIVABLE LCS BATT	215	495
400-1300	MAST STYLE BOOM LIFT 20FT BATT	235	695
400-1310	MAST STYLE BOOM LIFT 26FT BATT	390	1100
400-1320	MAST STYLE BOOM LIFT 32FT BATT	425	1150
405-1053	AIRCRAFT MAINTENANCE STAND PUSH AROUND	150	300
405-1060	SCISSOR LIFT 12-13FT 30IN ELEC	175	390
405-1062	SCISSOR LIFT 13FT 30IN COMPACT LCS ELEC	185	400
405-1065	SCISSOR LIFT 13FT X-DECK COMPACT LCS ELE	185	400
405-1070	SCISSOR LIFT 14FT 30IN ELEC	175	390
405-1080	SCISSOR LIFT 15FT 30IN ELEC	175	390
405-1085	SCISSOR LIFT 19FT 32IN COMPACT ELEC	175	390
405-1087	SCISSOR LIFT 19FT 32IN COMPACT LCS ELEC	185	400
405-1088	SCISSOR LIFT 19FT X-DECK COMPACT LCS ELE	185	400
405-1090	SCISSOR LIFT 19FT 30-32IN ELEC	165	350
405-1091	SCISSOR LIFT 19FT 30-32IN BLK ELEC	165	350
405-1095	SCISSOR LIFT 19FT NARROW ELEC EE RATED	200	425
405-1100	SCISSOR LIFT 20FT 30-32IN ELEC	200	425
405-1110	SCISSOR LIFT 20FT 32IN P-DECK ELEC	200	425
405-1141	SCISSOR LIFT 26FT 32IN BLK ELEC	215	450
405-1142	SCISSOR LIFT 26FT 32IN COMPACT LCS ELEC	235	475
405-1145	SCISSOR LIFT 26FT 32IN ELEC EE RATED	235	475
405-1150	SCISSOR LIFT 26FT 46IN ELEC	215	450
405-1151	SCISSOR LIFT 26FT 46IN BLK ELEC	215	450
405-1160	SCISSOR LIFT 26FT 69IN ELEC	295	650
405-1170	SCISSOR LIFT 26FT 46IN AVIATION PKG ELEC	295	650
405-1172	SCISSOR LIFT 26FT 46IN AV EE EXT CHG EL	295	650
405-1200	SCISSOR LIFT 32FT 32IN ELEC	290	625
405-1201	SCISSOR LIFT 32FT 32IN BLK ELEC	290	625
405-1210	SCISSOR LIFT 32FT 46-48IN ELEC	270	595



405-1211	SCISSOR LIFT 32FT 46-48IN BLK ELEC	270	595
405-1220	SCISSOR LIFT 33-35FT 68-69IN ELEC	315	700
405-1261	SCISSOR LIFT 40FT 47IN BLK ELEC	350	795
405-1270	SCISSOR LIFT 40FT 69IN ELEC	375	845
405-1271	SCISSOR LIFT 40FT 69IN WIDE BLK ELEC	375	845
405-1300	SCISSOR LIFT 45-46FT 55IN ELEC	375	845
405-1302	SCISSOR LIFT 45FT 55IN LCS ELEC	400	895
405-1400	SCISSOR LIFT 26FT RT ELEC	350	825
405-1430	SCISSOR LIFT 26FT RT DF	300	745
405-1440	SCISSOR LIFT 26FT RT OUTR DF	300	745
405-1450	SCISSOR LIFT 26FT RT DSL	300	745
405-1451	SCISSOR LIFT 26FT RT BLK DSL	300	745
405-1460	SCISSOR LIFT 26FT RT OUTR DSL	300	745
405-1485	SCISSOR LIFT 30FT RT 84IN SLEV DECK ELEC	525	1475
405-1500	SCISSOR LIFT 33FT RT 69IN DECK HYB	380	925
405-1520	SCISSOR LIFT 33FT RT 69IN DECK DF	350	875
405-1530	SCISSOR LIFT 33FT RT 69IN DECK OUTR DF	350	875
405-1540	SCISSOR LIFT 33FT RT 69IN DECK DSL	350	875
405-1550	SCISSOR LIFT 33FT RT 69IN DECK OUTR DSL	350	875
405-1560	SCISSOR LIFT 33FT RT 84IN DECK DF	350	875
405-1570	SCISSOR LIFT 33FT RT 84IN DECK OUTR DF	350	875
405-1580	SCISSOR LIFT 33FT RT 84IN DECK DSL	350	875
405-1590	SCISSOR LIFT 33FT RT 84IN DECK OUTR DSL	350	875
405-1600	SCISSOR LIFT 33FT RT 94IN DECK DF	350	875
405-1610	SCISSOR LIFT 33FT RT 94IN DECK OUTR DF	350	875
405-1620	SCISSOR LIFT 33FT RT 94IN DECK DSL	350	875
405-1630	SCISSOR LIFT 33FT RT 94IN DECK OUTR DSL	350	875
405-1700	SCISSOR LIFT 40FT RT 69IN DECK ELEC	450	1075
405-1710	SCISSOR LIFT 40FT RT 69IN DECK HYB	450	1075
405-1720	SCISSOR LIFT 40FT RT 69IN DECK OUTR HYB	390	920
405-1730	SCISSOR LIFT 40FT RT 69IN DECK DF	395	995
405-1740	SCISSOR LIFT 40FT RT 69IN DECK OUTR DF	395	995
405-1770	SCISSOR LIFT 40-45FT RT 94IN DECK DF	395	995
405-1780	SCISSOR LIFT 40-45FT RT 94IN DECKOUTR DF	395	995
405-1781	SCISSOR LIFT 40-45FT RT 94IN OUTR BLK DF	395	995
405-1790	SCISSOR LIFT 40-45FT RT 94IN DECK DSL	395	995
405-1800	SCISSOR LIFT 40-45FT RT 94IN DECKOUTRDSL	395	995
405-1850	SCISSOR LIFT 50-53FT RT OUTRIG DF	595	1300
405-1851	SCISSOR LIFT 50-53FT RT OUTRIG BLK DF	595	1300
405-1860	SCISSOR LIFT 50-53FT RT OUTRIG DSL	595	1300
405-1880	SCISSOR LIFT 60FT RT OUTRIG DSL	695	1800
410-1010	BOOM TOWABLE 35FT BATTERY	335	925
410-1020	BOOM TOWABLE 35FT GAS	335	925
410-1030	BOOM TOWABLE 50FT BATTERY	400	1045
410-1040	BOOM TOWABLE 50FT GAS	400	1045
410-2020	BOOM ARTICULATED 30FT NAR ROT JIB ELEC	385	950
410-2030	BOOM ARTICULATED 33FT ELEC	385	950

410-2045	BOOM ARTICULATED 34FT NARROW JIB ELEC	385	950
410-2050	BOOM ARTICULATED 34FT WIDE JIB ELEC	385	950
410-2060	BOOM ARTICULATED 34FT 4WD HYB	450	1075
410-2070	BOOM ARTICULATED 40FT NARROW JIB ELEC	450	1075
410-2071	BOOM ARTICULATED 40FT NAR JIB BLK ELEC	450	1075
410-2100	BOOM ARTICULATED 40FT WIDE ROT JIB ELEC	450	1075
410-2130	BOOM ARTICULATED 45FT ELEC	450	1075
410-2131	BOOM ARTICULATED 45FT JIB BLK ELEC	450	1075
410-2140	BOOM ARTICULATED 45FT JIB ELEC	450	1075
410-2145	BOOM ARTICULATED 45FT JIB EE RATED ELEC	495	1275
410-2500	BOOM STRAIGHT 60FT JIB 2WD ELEC	650	1650
410-2501	BOOM STRAIGHT 60FT JIB BLK ELEC	650	1650
410-2510	BOOM STRAIGHT 60FT JIB 4WD ELEC	650	1650
410-2530	BOOM STRAIGHT 60FT JIB 4WD HYB	575	1495
410-3010	BOOM ARTICULATED 34FT 2WD DF	395	995
410-3020	BOOM ARTICULATED 34FT 2WD DSL	395	995
410-3030	BOOM ARTICULATED 34FT JIB 4WD DF	395	995
410-3040	BOOM ARTICULATED 34FT JIB 4WD DSL	395	995
410-3050	BOOM ARTICULATED 45FT 2WD DF	450	1075
410-3070	BOOM ARTICULATED 45FT 4WD DF	450	1075
410-3071	BOOM ARTICULATED 45FT BLK DF	450	1075
410-3080	BOOM ARTICULATED 45FT JIB 4WD DF	450	1075
410-3081	BOOM ARTICULATED 45FT JIB BLK DF	450	1075
410-3082	BOOM ARTICULATED 45FT JIB BLK DF HIGHCAP	450	1075
410-3110	BOOM ARTICULATED 45FT 4WD DSL	450	1075
410-3111	BOOM ARTICULATED 45FT JIB BLK DSL	450	1075
410-3120	BOOM ARTICULATED 45FT JIB 4WD DSL	450	1075
410-3127	BOOM ARTICULATED 45FT JIB 4WD HYB	450	1075
410-3131	BOOM ARTICULATED 60FT BLK DF	575	1495
410-3140	BOOM ARTICULATED 60FT JIB 2WD DF	575	1495
410-3161	BOOM ARTICULATED 60FT JIB BLK DSL	575	1495
410-3170	BOOM ARTICULATED 60FT 4WD DF	575	1495
410-3180	BOOM ARTICULATED 60FT JIB 4WD DF	575	1495
410-3181	BOOM ARTICULATED 60FT JIB BLK DF	575	1495
410-3182	BOOM ARTICULATED 60FT JIB BLK DF HIGHCAP	575	1495
410-3190	BOOM ARTICULATED 60FT 4WD DSL	575	1495
410-3191	BOOM ARTICULATED 60FT BLK DSL	575	1495
410-3205	BOOM ARTICULATED 60FT JIB 4WD HYB	575	1495
410-3231	BOOM ARTICULATED 80FT JIB BLK DF	995	2695
410-3232	BOOM ARTICULATED 80FT JIB BLK DF HIGHCAP	995	2695
410-3261	BOOM ARTICULATED 80FT JIB BLK DSL	995	2695
410-3270	BOOM ARTICULATED 80FT 4WD DF	995	2695
410-3271	BOOM ARTICULATED 80FT BLK DF	995	2695
410-3280	BOOM ARTICULATED 80FT JIB 4WD DF	995	2695
410-3290	BOOM ARTICULATED 80FT 4WD DSL	995	2695
410-3300	BOOM ARTICULATED 80FT JIB 4WD DSL	995	2695
410-3310	BOOM ARTICULATED 80FT JIB 4WD HYB	1195	3195

410-3350	BOOM ARTICULATED 125FT JIB 4WD DSL	1845	4750
410-3351	BOOM ARTICULATED 125FT JIB BLK DSL	1845	4750
410-3360	BOOM ARTICULATED 135FT JIB 4WD DSL	1950	5250
410-3380	BOOM ARTICULATED 150FT JIB 4WD DSL	3400	9500
410-4000	BOOM STRAIGHT 34FT JIB 4WD DSL	395	995
410-4020	BOOM STRAIGHT 40FT 2WD DSL	450	1075
410-4030	BOOM STRAIGHT 40FT 4WD DF	450	1075
410-4040	BOOM STRAIGHT 40FT 4WD DSL	450	1075
410-4041	BOOM STRAIGHT 40FT BLK DSL	450	1075
410-4045	BOOM STRAIGHT 40FT 4WD HIGH CAP DSL	450	1075
410-4080	BOOM STRAIGHT 45FT JIB 4WD DF	450	1075
410-4090	BOOM STRAIGHT 45FT JIB 4WD DSL	450	1075
410-4091	BOOM STRAIGHT 45FT JIB BLK DSL	450	1075
410-4092	BOOM STRAIGHT 45FT JIB HIGH CAP DSL	450	1075
410-4110	BOOM STRAIGHT 60FT 2WD DF	575	1495
410-4111	BOOM STRAIGHT 60FT BLK DF	575	1495
410-4130	BOOM STRAIGHT 60FT 4WD DF	575	1495
410-4140	BOOM STRAIGHT 60FT 4WD DSL	575	1495
410-4141	BOOM STRAIGHT 60FT BLK DSL	575	1495
410-4145	BOOM STRAIGHT 60FT JIB 4WD DSL	575	1495
410-4150	BOOM STRAIGHT 60FT CRAWLER DSL	795	1990
410-4151	BOOM STRAIGHT 60FT JIB BLK DSL	575	1495
410-4155	BOOM STRAIGHT 60FT SOFT TOUCH DSL	600	1530
410-4180	BOOM STRAIGHT 65FT JIB 4WD DF	595	1545
410-4190	BOOM STRAIGHT 65FT JIB 4WD DSL	595	1545
410-4191	BOOM STRAIGHT 65FT JIB 4WD BLK DSL	595	1545
410-4195	BOOM STRAIGHT 65FT JIB DSL HIGH CAP	595	1545
410-4200	BOOM STRAIGHT 65FT JIB CRAWLER DSL	865	2295
410-4211	BOOM STRAIGHT 80FT BLK DF	995	2695
410-4221	BOOM STRAIGHT 80FT BLK DSL	995	2695
410-4230	BOOM STRAIGHT 80FT 4WD DF	995	2695
410-4240	BOOM STRAIGHT 80FT 4WD DSL	995	2695
410-4241	BOOM STRAIGHT 80FT BLK DSL HIGH CAP	995	2695
410-4242	BOOM STRAIGHT 80FT 4WD DSL HIGH CAP	995	2695
410-4270	BOOM STRAIGHT 85FT JIB 4WD DF	1015	2750
410-4300	BOOM STRAIGHT 85FT JIB 4WD DSL	1015	2750
410-4301	BOOM STRAIGHT 85FT JIB BLK DSL	1015	2750
410-4305	BOOM STRAIGHT 85FT JIB 4WD DSL HIGH CAP	1015	2750
410-4350	BOOM STRAIGHT 105FT JIB 4WD DSL	1845	4750
410-4400	BOOM STRAIGHT 120FT JIB 4WD DSL	1845	4750
410-4401	BOOM STRAIGHT 120FT JIB 4WD BLK DSL	1845	4750
410-4410	BOOM STRAIGHT 125FT JIB 4WD DSL	1845	4750
410-4420	BOOM STRAIGHT 135FT JIB 4WD DSL	1950	5250
410-4421	BOOM STRAIGHT 135FT JIB BLK DSL	1950	5250
410-4422	BOOM STRAIGHT 135FT 30FTJIB 4WD HIGH CAP	1950	5250
410-4430	BOOM STRAIGHT 150FT JIB 4WD DSL	2850	7850
410-4440	BOOM STRAIGHT 180-185FT JIB 4WD DSL	4450	11500

415-1000	GLAZIER PANEL LIFT KIT	50	150
415-1050	ZERO G TOOL HOLDER ATTACHMENT	125	475
415-1500	SCISSOR ATTCH 19' EXT DECK FOR GENIE SHU	100	200
415-1505	PIPE RACK FOR SKYJACK RT SCISSOR	75	125
415-1506	PIPE RACK FOR SKYJACK ELECTRIC SCISSOR	75	125
415-1510	PIPE RACK FOR GENIE RT SCISSOR	75	125
415-1512	PIPE RACK FOR GENIE ELECTRIC SCISSOR	75	125
415-1515	PIPE CRADLE FOR GENIE S AND Z BOOMLIFTS	75	125
450-2000	WAREHOUSE FORKLIFT 2000LB CUSHION ELEC	345	865
450-2010	WAREHOUSE FORKLIFT 3000LB PNEU DSL	285	695
450-2030	WAREHOUSE FORKLIFT 3000LB CUSHION ELEC	345	865
450-2040	WAREHOUSE FORKLIFT 3000LB CUSHION LPG	285	695
450-2050	WAREHOUSE FORKLIFT 3000LB 3W STDUP ELEC	305	775
450-2055	WAREHOUSE FORKLIFT 3500LB 3W STDUP ELEC	305	775
450-2057	WAREHOUSE FORKLIFT 4000LB 3W STDUP ELEC	360	950
450-2085	WAREHOUSE FORKLIFT 4000LB CUSH LPS RATED	315	775
450-2090	WAREHOUSE FORKLIFT 4000LB 3W SIT ELEC	305	775
450-2100	WAREHOUSE FORKLIFT 4000LB CUSHION ELEC	345	865
450-2110	WAREHOUSE FORKLIFT 5000LB PNEU DSL	315	775
450-2115	WAREHOUSE FORKLIFT 5000LB PNEU DSL CAB	340	850
450-2120	WAREHOUSE FORKLIFT 5000LB PNEU DF	265	675
450-2130	WAREHOUSE FORKLIFT 5000LB PNEU ELEC	345	865
450-2140	WAREHOUSE FORKLIFT 5000LB CUSHION ELEC	345	865
450-2150	WAREHOUSE FORKLIFT 5000LB CUSHION LPG	265	675
450-2160	WAREHOUSE FORKLIFT 5000LB LOWPRO PNEU DF	315	775
450-2170	WAREHOUSE FORKLIFT 5000LB QUAD PNEU DF	315	775
450-2180	WAREHOUSE FORKLIFT 6000LB PNEU DSL	315	775
450-2185	WAREHOUSE FORKLIFT 6000LB PNEU DSL CAB	340	850
450-2190	WAREHOUSE FORKLIFT 6000LB PNEU DF	315	775
450-2200	WAREHOUSE FORKLIFT 6000LB CUSHION DF	315	775
450-2210	WAREHOUSE FORKLIFT 6000LB CUSHION ELEC	345	865
450-2215	WAREHOUSE FORKLIFT 6000LB CUSHION EE BAT	385	1025
450-2220	WAREHOUSE FORKLIFT 6000LB SINGLE-DBL DF	340	850
450-2230	WAREHOUSE FORKLIFT 6000LB FOAM FILL DF	315	895
450-2240	WAREHOUSE FORKLIFT 6000LB QUAD PNEU DF	315	775
450-2242	WAREHOUSE FORKLIFT 6000LB QUAD PNEU LP	300	750
450-2250	WAREHOUSE FORKLIFT 7000LB PNEU DSL	375	995
450-2260	WAREHOUSE FORKLIFT 8000LB PNEU DSL	375	995
450-2265	WAREHOUSE FORKLIFT 8000LB PNEU DSL CAB	400	1070
450-2270	WAREHOUSE FORKLIFT 8000LB PNEU DF	375	995
450-2275	WAREHOUSE FORKLIFT 8000LB PNEU DF CAB	400	1070
450-2305	WAREHOUSE FORKLIFT 10000LB CUSHION ELEC	450	1270
450-2310	WAREHOUSE FORKLIFT 10000LB PNEU DSL	425	1195
450-2315	WAREHOUSE FORKLIFT 10000LB PNEU DSL CAB	450	1270
450-2320	WAREHOUSE FORKLIFT 10000LB PNEU DF	425	1195
450-2325	WAREHOUSE FORKLIFT 10000LB PNEU DF CAB	450	1270
450-2330	WAREHOUSE FORKLIFT 10000LB CUSHION LPG	425	1195

450-2345	WAREHOUSE FORKLIFT 12000LB CUSHION ELEC	550	1425
450-2360	WAREHOUSE FORKLIFT 12000LB PNEU DF	460	1300
450-2370	WAREHOUSE FORKLIFT 15000LB PNEU DSL	625	1825
450-2375	WAREHOUSE FORKLIFT 15000LB PNEU DSL CAB	675	1925
450-2380	WAREHOUSE FORKLIFT 15000LB CUSHION LPG	625	1825
450-2390	WAREHOUSE FORKLIFT 15000LB PNEU DF	625	1825
450-2395	WAREHOUSE FORKLIFT 15000LB PNEU DF CAB	650	1800
450-2400	WAREHOUSE FORKLIFT 16000LB PNEU DSL	750	1975
450-2410	WAREHOUSE FORKLIFT 20000LB PNEU DSL	1025	2675
450-2420	WAREHOUSE FORKLIFT 22000LB PNEU DSL	1025	2675
450-2430	WAREHOUSE FORKLIFT 26000LB PNEU DSL ROPS	1025	2675
450-2435	WAREHOUSE FORKLIFT 26000LB PNEU CAB DSL	1100	3100
450-2440	WAREHOUSE FORKLIFT 30000LB PNEU DSL	1100	3100
450-2450	WAREHOUSE FORKLIFT 36000LB PNEU DSL ROPS	1100	3100
450-2455	WAREHOUSE FORKLIFT 36000LB PNEU CAB DSL	1150	3300
450-2460	WAREHOUSE FORKLIFT 45000LB PNEU DSL	1630	3725
450-2470	WAREHOUSE FORKLIFT 55000LB PNEU DSL	2245	6580
455-1000	STRAIGHTMAST RT FORKLIFT 5000LB 4WD	395	1095
455-1010	STRAIGHTMAST RT FORKLIFT 6000LB 2WD	395	1095
455-1015	STRAIGHTMAST RT FORKLIFT CAB 6000LB 2WD	450	1150
455-1020	STRAIGHTMAST RT FORKLIFT 6000LB 4WD	395	1095
455-1025	STRAIGHTMAST RT FORKLIFT CAB 6000LB 4WD	450	1150
455-1027	STRAIGHTMAST RT FORKLIFT CAB 7000LB 4WD	450	1150
455-1030	STRAIGHTMAST RT FORKLIFT 8000LB 2WD	395	1095
455-1035	STRAIGHTMAST RT FORKLIFT CAB 8000LB 2WD	450	1150
455-1040	STRAIGHTMAST RT FORKLIFT 8000LB 4WD	395	1095
455-1042	STRAIGHTMAST RT FORKLIFT CAB 8000LB 4WD	450	1150
455-1045	STRAIGHTMAST RT FORKLIFT 8000LB 4WD LOWP	460	1275
455-1060	STRAIGHTMAST RT FORKLIFT 10000LB 4WD	575	1725
455-1065	STRAIGHTMAST RT FORKLIFT 12000LB 2WD	600	1775
455-1070	STRAIGHTMAST RT FORKLIFT 12000LB 4WD	600	1775
455-1080	STRAIGHTMAST RT FORKLIFT 20000LB 4WD	695	1940
460-1000	TELEHANDLER 3000LB 13FT LIFT ROPS	420	1125
460-1005	TELEHANDLER 3000LB 13FT LIFT CAB	440	1175
460-1010	TELEHANDLER 5500LB 16-20FT LIFT ROPS	420	1125
460-1011	TELEHANDLER 5500LB 16-20FT LIFT ROPS BLK	420	1125
460-1015	TELEHANDLER 5500LB 16-20FT LIFT CAB	440	1175
460-1019	TELEHANDLER 6000LB 13FT LIFT ROPS	460	1225
460-1025	TELEHANDLER 6000LB 34-36FT LIFT CAB	495	1295
460-1030	TELEHANDLER 6000LB 42-44FT LIFT ROPS	475	1250
460-1035	TELEHANDLER 6000LB 42-44FT LIFT CAB	495	1295
460-1045	TELEHANDLER 8000LB 42-44FT LIFT CAB	525	1475
460-1050	TELEHANDLER 9000LB 42-44FT LIFT ROPS	600	1700
460-1055	TELEHANDLER 9000LB 42-44FT LIFT CAB	625	1750
460-1060	TELEHANDLER 10000LB 42-44FT LIFT ROPS	700	1895
460-1065	TELEHANDLER 10000LB 42-44FT LIFT CAB	725	1945
460-1070	TELEHANDLER 10000LB 50-56FT LIFT ROPS	700	1895

460-1071	TELEHANDLER 10000LB 50-56FT LIFTROPS BLK	700	1895
460-1075	TELEHANDLER 10000LB 50-56FT LIFT CAB	725	1945
460-1080	TELEHANDLER 12000LB 55-56FT LIFT ROPS	825	2600
460-1081	TELEHANDLER 12000LB 55FT LIFT ROPS BLK	825	2600
460-1085	TELEHANDLER 12000LB 55-56FT LIFT CAB	925	2800
460-1087	TELEHANDLER 15-16000LB 44FT LIFT	1550	4250
460-1088	TELEHANDLER 17000LB 32FT LIFT	1725	4850
460-1090	TELEHANDLER 20000LB 44FT LIFT CAB	2250	6250
464-1016	COMPACT CRAWLER BOOM LIFT 40-44' BATTERY	2125	4250
464-1022	COMPACT CRAWLER BOOM LIFT 50-59' BATTERY	2600	5250
464-1036	COMPACT CRAWLER BOOM LIFT 70-79' BATTERY	3500	7000
464-1042	COMPACT WHEELED BOOM LIFT 90-99' HYB	4065	9065
480-1030	RAMP LOADING	170	440
480-1060	DOLLY STAIR CLIMBER 1500# CAP	80	315
480-1080	ROLALIFT 6000LBS HYD DOLLY 1 PAIR	90	355
480-1130	PALLET LIFT 5500LB W/B MANUAL NARROW	55	165
480-1135	PALLET LIFT 5500LB W/B MANUAL	55	165
480-1137	PALLET LIFT 3000LB W/B MANUAL RAISED	55	165
480-1140	PALLET LIFT 8000LB W/B MANUAL	55	165
480-1180	PALLET REACH TRUCK 4500LB STAND ON ELEC	345	880
480-1190	PALLET DBL REACH TRUCK 3000LB STD ON ELE	345	880
480-1195	PALLET DBL REACH TRUCK 4000LB STD ON ELE	395	920
480-1200	PALLET REACH TRUCK 3500LB STAND ON ELEC	460	1155
480-1205	PALLET REACH TRUCK 4500LB 42IN LIFT ELE	525	1315
480-1210	PALLET ORDER PICKER 3000LB STAND ON ELEC	260	650
480-1224	PALLET STACKER 2500LB ADJ STRAD W/B ELEC	165	480
480-1229	PALLET STACKER 3000LB STRADDLE W/B ELEC	175	495
480-1230	PALLET STACKER 3000LB COUNT WGT W/B ELEC	195	590
480-1239	PALLET STACKER 4000LB STRADDLE W/B ELEC	195	590
480-1240	PALLET STACKER 4000LB COUNT WGT W/B ELEC	195	590
480-1250	PALLET LIFT 4000LB W/B ELEC	135	465
480-1260	PALLET LIFT 4500LB W/B ELEC	135	465
480-1280	PALLET LIFT 6000LB 48IN RIDE-ON ELEC	165	495
480-1282	PALLET LIFT 6000LB 96IN RIDE-ON ELEC	175	525
480-1310	ROLLER 2 PART KIT 36 TON CAP	75	295
480-1320	MACHINE ROLLERS 3 TON SET OF 4	55	160
480-1340	MACHINE ROLLERS 8 TON SET OF 4	80	265
480-1350	MACHINE ROLLERS 12 TON SET OF 4	105	410
480-1360	MACHINE ROLLERS 15 TON SET OF 4	90	290
480-1390	MACHINE ROLLERS 30 TON SET OF 4	90	290
480-1420	MACHINE ROLLERS 60 TON SET OF 4	100	315
480-1440	MACHINE ROLLERS 70 TON SET OF 4	115	345
480-1520	PRY BAR	5	15
480-1620	HOIST 3/4 TON LEVER 20	14	35
480-1640	HOIST 3/4 TON LEVER W/OVERLOAD 20	15	37
480-1700	HOIST 1 TON LEVER W/OVERLOAD 20	16	40
480-1720	HOIST 1 1/2 TON LEVER 15	17	42

480-1740	HOIST 1 1/2 TON LEVER 20	17	42
480-1760	HOIST 1 1/2 TON LEVER W/OVERLOAD 20	19	47
480-1780	HOIST 2 TON LEVER W/OVERLOAD 20	21	53
480-1800	HOIST 2 1/2 TON LEVER 20	22	56
480-1820	HOIST 3 TON LEVER 15	24	61
480-1840	HOIST 3 TON LEVER W/ OVERLOAD 20	25	63
480-1860	HOIST 3 TON LEVER 20-30	24	61
480-1880	HOIST 6 TON LEVER 5 - 10	33	82
480-1900	HOIST 6 TON LEVER W/ OVERLOAD 20	35	87
480-1920	MATERIAL LIFT 1500 LBS 25 FT ROUSTABOUT	110	400
480-1925	MATERIAL LIFT 1500 LBS 15 FT ROUSTABOUT	85	335
480-1930	MATERIAL LIFT 1500 LBS 18 FT ROUSTABOUT	95	380
480-2120	HOIST CHAIN 1/2 TON 8-15	7	19
480-2140	HOIST CHAIN 1/2 TON 20	9	24
480-2160	HOIST 1/2 TON CHAIN W/OVERLOAD 20	11	26
480-2175	HOIST CHAIN AIR 1 TON 30-50	184	735
480-2180	HOIST 1 TON CHAIN W/OVERLOAD 20	14	35
480-2200	HOIST 1 TON CHAIN W/OVERLOAD 30	15	37
480-2220	HOIST CHAIN 1 TON 20-40	12	29
480-2240	HOIST CHAIN 1-1/2 TON 20-40	16	40
480-2260	HOIST 1 1/2 TON CHAIN W/OVERLOAD 20FT	19	47
480-2280	HOIST 1 1/2TON CHAIN W/OVERLOAD 30FT	20	50
480-2300	HOIST 2 TON CHAIN W/OVERLOAD 20	22	56
480-2320	HOIST CHAIN 2 TON 8-15	21	53
480-2340	HOIST CHAIN 2 TON 20-40	16	40
480-2350	CHAIN HOIST ELEC 2 TON 50-80FT LIFT 115V	315	788
480-2380	HOIST CHAIN 2TON MANUAL 30	22	56
480-2400	HOIST CHAIN 3 TON 20-40	23	58
480-2420	HOIST 3 TON CHAIN W/OVERLOAD 20	27	68
480-2440	HOIST CHAIN 3TON MANUAL 8-15	26	66
480-2460	HOIST CHAIN 3TON MANUAL 20	26	66
480-2480	HOIST CHAIN 3TON MANUAL 30	27	68
480-2500	HOIST CHAIN 5 TON 8-15	37	92
480-2520	HOIST 5 TON CHAIN W/OVERLOAD 20FT	41	103
480-2540	HOIST CHAIN 5 TON 20-40	37	92
480-2550	HOIST CHAIN 5 TON 60FT LIFT	145	290
480-2555	HOIST CHAIN 5 TON 80FT LIFT	158	158
480-2560	HOIST CHAIN 5TON MANUAL 30	40	100
480-2600	HOIST CHAIN 8TON MANUAL 20	74	184
480-2620	HOIST CHAIN 10 TON 8-15	89	224
480-2640	HOIST CHAIN 10 TON 20-30	95	236
480-2660	HOIST 5 TON CHAIN ELEC	100	250
480-2670	HOIST CHAIN AIR 2 TON 50-70 FT	58	152
480-2680	HOIST CHAIN AIR 3 TON	68	171
480-2687	HOIST CHAIN AIR 6 TON 20-50 FT	289	893
480-2690	HOIST CHAIN AIR 5 TON 80FT LIFT	350	1050
480-2692	HOIST CHAIN AIR 6 TON 100FT LIFT	420	1119

480-2695	HOIST CHAIN AIR 10 TON 40 FT	315	945
480-2700	ENGINE HOIST 4000 LB	40	125
480-2790	CONVEYOR MATERIAL 10FT X 12IN	105	315
480-2795	CONVEYOR MATERIAL 10FT X 18IN	110	325
480-2797	CONVEYOR MATERIAL 14FT X 12IN	120	335
480-2800	CONVEYOR MATERIAL TOWABLE 24-26FT ELEC	325	825
480-3015	GANTRY CRANE 3/4 TON	215	565
480-3040	POWERED HAND CRANE 300 LBS CAP BATT	70	170
480-3060	GANTRY CRANE 2 TON	310	815
480-3065	GANTRY CRANE 2 TON 154IN HEIGHT	330	835
480-3080	GANTRY CRANE 3 TON	340	840
480-3100	GANTRY CRANE 5 TON	475	910
480-3210	TROLLEY 1 TON	25	65
480-3211	BEAM TROLLEY PUSH 1 TON	6	30
480-3240	TROLLEY 3 TONS	30	80
480-3260	TROLLEY 5 TONS	55	160
480-3265	BEAM TROLLEY 5 TON GEARED 80FT DROP	70	160
480-3280	TROLLEY 10 TONS	65	190
480-3285	TROLLEY 10 TONS GEARED 40FT/HAND CHAIN	65	125
480-3314	HOIST ELECTRIC CHAIN 1 TON 40 FT 120V	120	295
480-3316	HOIST ELECTRIC CHAIN 1 TON 50 FT 120V	120	295
480-3318	HOIST ELECTRIC CHAIN 1 TON 60 FT 120V	120	295
480-3329	HOIST ELECTRIC CHAIN 2 TON 40 FT 120V	140	355
480-3331	HOIST ELECTRIC CHAIN 2 TON 50 FT 120V	140	355
480-3333	HOIST ELECTRIC CHAIN 2 TON 60 FT 120V	140	355
480-3420	HOIST ELECTRIC CHAIN 1T 30 120V 1PH	60	145
480-3428	MATERIAL LIFT 400 LBS 5 FT MANUAL	25	105
480-3430	MATERIAL LIFT 1000 LBS 5 FT MANUAL	25	75
480-3460	MATERIAL LIFT 1000 LBS 10 FT MANUAL	85	295
480-3475	MATERIAL LIFT 450 LBS 12 FT MANUAL	85	295
480-3480	MATERIAL LIFT 650 LBS 12 FT MANUAL	85	295
480-3500	MATERIAL LIFT 300 LBS 12 FT PNEUMATIC	90	320
480-3510	MATERIAL LIFT 350 LBS 10-12 FT MANUAL	90	320
480-3520	MATERIAL LIFT 650 LBS 15 FT MANUAL	90	320
480-3525	MATERIAL LIFT 450 LBS 16 FT MANUAL	90	320
480-3540	MATERIAL LIFT 650 LBS 18 FT MANUAL	90	320
480-3560	MATERIAL LIFT 250 LBS 18 FT PNEUMATIC	90	320
480-3580	MATERIAL LIFT 650 LBS 20 FT MANUAL	105	380
480-3600	MATERIAL LIFT 650 LBS 24 FT MANUAL	105	380
480-3620	MATERIAL LIFT 650 LBS 25 FT MANUAL	105	380
480-3628	MATERIAL LIFT 800 LBS 25FT COUNTER BALAN	175	695
480-3630	MATERIAL LIFT 800 LBS 12 FT MANUAL	95	265
480-3660	MATERIAL LIFT 1100 LBS 15 FT MANUAL	105	420
480-4010	TUGGER 1000LB AIR	85	250
480-4040	TUGGER 4000LB AIR	185	550
480-4070	TUGGER 10000LB AIR	340	1025
480-4090	TUGGER 20000LB AIR	605	1810



480-4105	CABLE PULLER SMART PULL	190	380
480-4110	CABLE PULLER 2000 LB ELECTRIC	125	315
480-4130	CABLE PULLER 6000LB ELECTRIC	115	380
480-4140	CABLE PULLER 8000LB ELECTRIC	125	500
480-4150	CABLE PULLER 10000LB ELEC W/BOOM	130	525
480-4153	CABLE PULLER 12K MULTI-SPEED ELEC	160	580
480-4155	CABLE FEEDER	125	315
480-4160	CABLE REEL STAND 6000LB CAPACITY	20	65
480-4170	CABLE REEL STAND 10000LB CAP	95	285
480-4175	CABLE REEL ROLLER 30IN 2500 LB CAPACITY	80	80
480-4179	CABLE REEL ROLL 7.5 TON	160	525
480-4180	CABLE REEL ROLLER 15 TON	160	525
480-4185	DUCT RODDER 5/16IN 1000FT	90	210
480-4186	DUCT RODDER 5/16IN 600FT	70	185
480-4187	DUCT RODDER 3/8IN 600FT	185	475
480-4188	DUCT RODDER 1/2IN 1000FT	10	30
480-4190	CABLE FISH TAPE VAC SYSTEM	45	125
480-4200	SHEAVE MANHOLE 12FT 6500LB CAP	265	685
480-5520	PUMP HYD 10000PSI SINGLE ACTING ELEC	130	385
480-5530	PUMP HYD SHORING PLASTIC MANUAL	15	25
480-5540	PORTAPOWEPUMP 1 SPEED MANUAL	25	55
480-5560	PORTAPOWEPUMP 2 SPEED MANUAL	25	55
480-5600	PUMP BOLT TENSIONER 1500 BAR 110V	305	840
481-1012	CYLINDER HYD LP PANCAKE SA 5 T >1 IN	10	35
481-1028	CYLINDER HYD THREADED END SA 10 T >1 IN	15	50
481-1030	CYLINDER HYD LP PANCAKE SA 10 T >1 IN	10	35
481-1032	CYLINDER HYD GENERAL SA 10 T 1 IN	10	40
481-1034	CYLINDER HYD SHORTY SA DA 10 T 1 IN	15	50
481-1036	CYLINDER HYD GENERAL SA 10 T 2 IN	10	45
481-1040	CYLINDER HYD GENERAL SA 10 T 4 IN	10	45
481-1042	CYLINDER HYD GENERAL SA 10 T 6 IN	15	50
481-1048	CYLINDER HYD GENERAL SA 10 T 8 IN	15	60
481-1052	CYLINDER HYD GENERAL SA 10 T 10 IN	15	65
481-1056	CYLINDER HYD PUSHPULL DA 10-4 T 10 IN	30	125
481-1066	CYLINDER HYD CENTER HOLE SA 12 T 1 IN	20	80
481-1076	CYLINDER HYD GENERAL SA 15 T 6 IN	15	65
481-1090	CYLINDER HYD LP PANCAKE SA 20 T >1 IN	20	85
481-1092	CYLINDER HYD SHORTY SA DA 20 T 1 IN	20	75
481-1106	CYLINDER HYD GENERAL SA 25 T 1 IN	15	65
481-1108	CYLINDER HYD GENERAL SA 25 T 2 IN	15	65
481-1110	CYLINDER HYD GENERAL SA 25 T 4 IN	20	75
481-1112	CYLINDER HYD GENERAL SA 25 T 6 IN	20	85
481-1118	CYLINDER HYD GENERAL SA 25 T 8 IN	25	110
481-1120	CYLINDER HYD GENERAL SA 25 T 10 IN	35	130
481-1122	CYLINDER HYD PUSHPULL DA 25-11 T 10 IN	100	405
481-1126	CYLINDER HYD GENERAL SA 25 T 14 IN	40	150
481-1127	CYLINDER HYD GENERAL SA 27 T 6 IN	55	160

481-1132	CYLINDER HYD LP PANCAKE SA 30 T >1 IN	25	100
481-1134	CYLINDER HYD GENERAL SA 30 T 2 IN	30	125
481-1138	CYLINDER HYD SHORTY SA DA 30 T 2 IN	20	85
481-1154	CYLINDER HYD GENERAL SA 30 T 8 IN	35	130
481-1158	CYLINDER HYD GENERAL SA 35 T 2 IN	45	175
481-1162	CYLINDER HYD GENERAL SA 50 T 2 IN	130	525
481-1164	CYLINDER HYD SHORTY SA DA 50 T 2 IN	25	105
481-1186	CYLINDER HYD GENERAL SA 55 T 6 IN	35	145
481-1189	CYLINDER HYD PUSHPULL DA 55-28 T 4 IN	65	260
481-1190	CYLINDER HYD PUSHPULL DA 55-28 T 6 IN	65	260
481-1242	CYLINDER HYD SHORTY SA DA 100 T 2 IN	40	155
481-1250	CYLINDER HYD CENTER HOLE SA 100 T 3 IN	125	505
481-1254	CYLINDER HYD GENERAL SA 100 T 6 IN	70	285
481-1260	CYLINDER HYD PUSHPULL DA 100-44 T 6 IN	95	375
481-1524	JACK BOTTLE STANDARD 5 T 4 IN	5	15
481-1526	JACK TOE ECONOMY 5 T 4 IN	25	105
481-1538	JACK TOE ECONOMY 10 T 5 IN	35	90
481-1566	JACK BOTTLE STANDARD 22 T 6 IN	7	30
481-3008	CYLINDER BOLT TENSIONER M36X4	140	415
490-1000	FORKLIFT ATTACHMENT LIFTING HOOK 10000LB	55	160
490-1002	FORKLIFT ATTACHMENT LIFTING HOOK 12000LB	60	175
490-1003	FORKLIFT ATTACHMENT LIFT-N-TOW 4000 LB	50	135
490-1004	FORKLIFT ATTACHMENT LIFT-N-TOW 10000 LB	50	135
490-1006	FORKLIFT ATTACHMENT LIFT-N-TOW 12000 LB	70	195
490-1008	FORKLIFT ATTACHMENT 2 FT TRUSS BOOM	65	190
490-1009	FORKLIFT ATTACHMENT 6-8 FT TRUSS BOOM	65	190
490-1010	FORKLIFT ATTACHMENT 12-15 FT TRUSS BOOM	65	190
490-1012	FORKLIFT ATTACH 12FT W/WINCH TRUSS BOOM	280	700
490-1015	FORKLIFT ATTACHMENT SPREADER BAR 8-12FT	105	265
490-1020	FORKLIFT ATTACH JIB BOOM 4-12FT 6K CAP	70	210
490-1030	FORKLIFT ATTACHMENT CARPET POLE	45	125
490-1040	FORKLIFT ATTACHMENT INDUSTRIAL SCALE	105	290
490-1045	FORKLIFT/CRANE ATTACHMENT SCALE 15K LBS	90	235
490-1050	FORKLIFT ATTACHMENT TRASH HOPPER	60	130
490-1055	FORKLIFT ATTACHMENT BIN CLAMP ROTATOR	70	205
490-1059	FORKLIFT ATTACHMENT DRUM CLAMP SINGLE	580	1445
490-1060	FORKLIFT ATTACHMENT DRUM ROTATOR	580	1445
490-1070	FORKLIFT ATTACHMENT FORK ROTATOR 2500LB	150	450
490-1073	FORKLIFT ATTACHMENT ROTATOR CLASS II	105	315
490-1077	FORKLIFT ATTACHMENT ROTATOR CLASS III	205	580
490-1080	FORKLIFT ATTACHMENT WORK PLATFORM	105	315
490-1205	FORKLIFT ATTACHMENT BIN DUMPER .50YD	70	205
490-1210	FORKLIFT ATTACHMENT BIN DUMPER 1YD	70	205
490-1215	FORKLIFT ATTACHMENT BIN DUMPER 2YD	70	205
490-1220	FORKLIFT ATTACHMENT BIN DUMPER 3YD	80	235
490-1225	FORKLIFT ATTACHMENT BIN DUMPER 4YD	85	250
490-1235	FORKLIFT ATTACHMENT TRASH HOPPER 3.75YD	70	190

490-1250	FORKLIFT ATTACHMENT BUCKET .50-.75YD	65	190
490-1255	FORKLIFT ATTACHMENT BUCKET 1YD	65	190
490-1260	FORKLIFT ATTACHMENT BUCKET 1.25YD	65	190
490-1265	FORKLIFT ATTACHMENT BUCKET 1.5YD	65	190
490-1270	FORKLIFT ATTACHMENT BUCKET 1.75YD	70	205
490-1275	FORKLIFT ATTACHMENT BUCKET 2YD	70	205
490-1300	FORKLIFT ATTACHMENT BUCKET GRAPPLE	85	250
490-1400	FORKLIFT ATTACHMENT CARRIAGE	65	190
490-1410	FORKLIFT ATTACHMENT SWING CARRIAGE	90	265
490-1415	FORKLIFT ATTACHMENT SIDE TILT CARRIAGE	85	190
490-1418	FORKLIFT ATTACHMENT SIDE SHIFT CARRIAGE	85	190
490-1450	FORKLIFT ATTACHMENT FORK EXTENSIONS	65	190
490-1460	FORKLIFT ATTACHMENT 48IN FORKS	30	80
490-1470	FORKLIFT ATTACHMENT 60IN FORKS	35	95
490-1480	FORKLIFT ATTACHMENT 72IN FORKS	40	110
490-1600	CRANE ATTACHMENT TRASH HOPPER	105	315
490-1650	TELEHANDLER SKIDSTEER ATTACHMENT	40	110
490-1690	FORKLIFT BATTERY CHARGER 48V ONLY 115V	35	95
490-1695	FORKLIFT BATTERY CHARGER FOR 48V & 80V	45	105
490-1700	EXTRA BATTERY PACK 4K ELECTRIC FORKLIFT	70	180
490-1720	EXTRA BATTERY PACK 6K ELECTRIC FORKLIFT	85	170
500-1015	1KW SILENT PORTABLE GENERATOR GAS	45	180
500-1020	2KW SILENT PORTABLE GENERATOR GFCI GAS	60	200
500-1025	2KW SILENT PORTABLE GENERATOR GAS	60	200
500-1030	3KW PORTABLE GENERATOR GAS	70	260
500-1035	3KW SILENT PORTABLE GENERATOR GAS	70	260
500-1045	4KW SILENT PORTABLE GENERATOR GAS	70	270
500-1050	5KW PORTABLE GENERATOR GAS	85	280
500-1060	6KW PORTABLE GENERATOR GAS	95	320
500-1075	7KW SILENT PORTABLE GENERATOR GAS	110	400
500-1100	10KW PORTABLE GENERATOR GAS	150	500
500-1120	16KW PORTABLE GENERATOR 120/240V 1PH/3PH	200	600
500-1130	23KW PORTABLE GENERATOR 120/480V 1PH/3PH	275	650
500-1200	GENERATOR SOLAR (6) 12V BATTERIES	300	800
501-1015	15KW GENERATOR DSL	260	595
501-1020	20KW GENERATOR DSL	285	675
501-1025	25KW GENERATOR MEGA SILENT DSL	500	1000
501-1030	30KW GENERATOR DSL	350	975
501-1031	30KW GENERATOR DSL SKID	350	975
501-1032	30KVA GENERATOR BATTERY PACK 208V 3PH	1040	2600
501-1040	40KW GENERATOR DSL	350	975
501-1055	55KW GENERATOR DSL	395	1050
501-1060	55KW GENERATOR SKID MOUNTED DSL	395	1050
501-1065	65KW GENERATOR MEGA SILENT DSL	890	2150
501-1070	70KW GENERATOR DSL	500	1300
501-1080	80KW GENERATOR DSL	500	1300
501-1100	100KW GENERATOR DSL	500	1350

501-1105	100KW GENERATOR SKID MOUNTED DSL	500	1350
501-1115	117KW GENERATOR MEGA SILENT DSL	1150	3100
501-1120	120KW GENERATOR DSL	725	1800
501-1135	137KW GENERATOR MEGA SILENT DSL	1150	3100
501-1140	140KW GENERATOR DSL	725	1800
501-1160	160KW GENERATOR DSL	725	1800
501-1175	175KW GENERATOR DSL	725	1800
501-1180	175KW GENERATOR SKID MOUNTED DSL	725	1800
501-1200	200KW GENERATOR DSL	975	2250
501-1250	250KW GENERATOR DSL	975	2250
501-1255	250KW GENERATOR SKID MOUNTED DSL	975	2250
501-1280	275KW GENERATOR MEGA SILENT DSL	1400	3800
501-1300	300KW STUDIO GENERATOR TWIN PACK	2320	6725
501-1320	320KW GENERATOR DSL	1050	2850
501-1325	320KW GENERATOR SKID MOUNTED DSL	1050	2850
501-1500	500KW GENERATOR DSL	1625	4500
501-1510	500KW GENERATOR DSL T4F	2500	7500
501-1650	650KW GENERATOR DSL	1650	4825
501-1800	800KW GENERATOR DSL	2650	7900
501-2100	1000KW GENERATOR DSL	2650	7900
501-2300	1350KW GENERATOR DSL	4100	12000
501-2600	1600KW GENERATOR DSL	4100	12000
501-2700	CONTAINERIZED 2MEG DIESEL GENERATOR	4500	13500
501-3060	800AMP STUDIO GENERATOR	675	1800
501-3140	1400AMP STUDIO GENERATOR	1150	2800
501-3160	1600AMP STUDIO GENERATOR	1250	3150
501-4000	90KVA 400HZ PORTABLE AIRCRAFT GENERATOR	725	2900
501-4010	120KVA 400HZ PORTABLE AIRCRAFT GENERATOR	800	3200
501-4020	180KVA 400HZ PORTABLE AIRCRAFT GENERATOR	1000	4000
501-4210	90KVA 400HZ SOLID STATE AIRCRAFT GPU	450	1120
501-4220	180KVA 400HZ SOLID STATE AIRCRAFT GPU	680	1700
501-5000	270-300 PPM AIRCRAFT STARTER UNIT	4000	9000
501-5010	180-200 PPM AIRCRAFT STARTER UNIT	4000	9000
502-1010	GRIDLESS CORE PORTABLE BATTERY SYS 1KW	100	400
502-1070	GRIDLESS CORE PORTABLE BATTERY SYS 7KW	140	600
502-1510	GRIDLESS SOURCE AC FAST CHARGER	25	100
502-1520	GRIDLESS SOURCE CHARGER VEHICLE CLAMP	15	60
502-1530	GRIDLESS SOURCE SOLAR CHARGER	25	100
510-1010	LIGHT TOWER 50W LED SOLAR SKID	95	245
510-1015	LIGHT TOWER 640W LED SOLAR TRAILER	225	550
510-1020	LIGHT TOWER 200W LED SOLAR TRAILER	180	465
510-1030	LIGHT TOWER VERT MAST MAN NARROW BODY	145	400
510-1031	LIGHT TOWER BALLON LIGHT ATTACHMENT	65	260
510-1035	LIGHT TOWER HORIZ MAST MAN NARROW BODY	145	400
510-1040	LIGHT TOWER VERT MAST ELEC NARROW BODY	145	400
510-1055	LIGHT TOWER VERT MAST LED TRAILER	170	475
510-1060	LIGHT TOWER VERT MAST AUTO NARROW BODY	145	400

510-1070	LIGHT TOWER BALLOON KIT	145	400
510-1080	LIGHT TOWER MAN MAST 16FT LED CART 120V	95	250
510-1082	LIGHT TOWER ELEC MAST 23FT LED CART 120V	110	275
510-1084	LIGHT TOWER MAN MAST 23FT LED TRAIL 120V	125	300
510-1090	LIGHTTOWER HORIZ MAST 15KWGEN WIDE BODY	200	500
510-1100	LIGHTTOWER HORIZ MAST 20KWGEN WIDE BODY	200	500
510-1120	LIGHTTOWER 15KWGEN WITH 500 GAL TANK	255	625
510-1140	LIGHT TOWER VERT MAST 20KW WIDE BODY	255	625
510-1160	LIGHT TOWER CUBE VERT MAST LED SKID	235	575
525-1000	DISCONNECT CAMLOCK 480V 400 AMP	150	300
525-1030	I LINE PANEL 400 AMP	210	580
525-1040	I LINE PANEL 400 AMP PIN & SLEEVE	265	1000
525-1050	I LINE PANEL 600 AMP	225	630
525-1060	I LINE PANEL 600 AMP 600V	225	630
525-1070	I LINE PANEL 800 AMP	295	880
525-1080	I LINE PANEL 1200 AMP	370	1130
525-1085	I-LINE PANEL 1200A 600V LOW PROFILE	370	1130
525-1090	QUADBOX FEEDER PANEL 120 AMP	55	160
525-1100	QUAD BOX FEEDER PANEL 200 AMP	55	160
525-1110	QUAD BOX FEEDER PANEL 300 AMP	65	185
525-1120	PANEL DISTRO 200A 2XL5302XCALI4X50A4X30A	70	170
525-1130	SPIDER BOX 60 AMP	70	170
525-1140	SPIDER BOX FEEDER PANEL 200 AMP	125	380
525-1150	SPIDER BOX FEEDER PANEL 400 AMP	125	380
525-1160	SPLITER PANEL 400 AMP CAMLOCK	55	105
525-1170	DUPLEX PANEL 100 AMP	60	140
525-1180	REEFER PANEL 30 GANG	55	130
525-1190	TRANSFORMER 15KVA 480-120/208 MILL PANEL	105	370
525-1195	TRANSFORMER 30KVA 480-120/208 MILL PANEL	120	405
525-1200	ISOLATION TRANSFORMER 208V	105	315
525-1240	TRANSFER SWITCH 100 AMP	65	190
525-1250	TRANSFER SWITCH 200 AMP	65	190
525-1260	TRANSFER SWITCH 400 AMP ATS	95	285
525-1290	TRANSFER SWITCH 800 AMP	815	815
525-1360	LOAD BANK 100 KW	125	295
525-1362	LOAD BANK 125 KW	235	590
525-1364	LOAD BANK 400 KW	840	2100
525-1366	LOAD BANK 1000 KW	1010	2520
525-1368	LOAD BANK 3000 KW	3350	8380
525-1370	GANG BOX	35	95
525-1510	GFCI SINGLE OUTLET	5	10
525-1520	GFCI DOUBLE OUTLET	10	20
525-1580	BREAKOUT BOX 2400 AMP	420	1260
525-1605	DISCONNECT FUSE PANEL 200 AMP	105	265
525-1610	DISCONNECT BREAKER PANEL 400A	160	315
525-1620	DISCONNECT BREAKER PANEL 600A	170	445
525-1630	DISCONNECT BREAKER PANEL 800A	190	510

525-1720	I LINE PANEL 3000 AMP	435	1295
525-2115	PANEL DISTRO (4) 20AMP DUPLEX 240V INPUT	105	315
525-2120	PANEL DISTRIBUTION 125/250V 50AMP GFCI	25	80
525-2142	PANEL DIST 400A CAM IN/4X100A APPLE OUT	55	150
525-2190	PANEL DISTRIBUTION 800AMP 3PH 120/208V	295	870
525-2600	DISCONNECT BREAKER PANEL 1200A	150	300
525-2605	DISCONNECT BREAKER PANEL 3000A	300	900
525-3560	TRANSFER SWITCH AUTO 1600 AMP	850	2100
525-5019	TRANSFORMER 25KVA 480-120/208V STEP DWN	80	235
525-5020	TRANSFORMER 30KVA 480-120/208V STEP DWN	90	265
525-5025	TRANSFORMER 75KVA ENTERTAINMENT CONFIG	185	580
525-5047	TRANSFORMER 45KVA 480-120/208V STEP DWN	160	475
525-5075	TRANSF 75KVA 600/480-120/208V S DWN DIST	200	500
525-5090	TRANSFORMER 100KVA 480-120V 1PH STEPDOWN	185	340
525-5112	TRANSFORMER 150KVA 480-600V STEP UP/DWN	200	500
525-5114	TRANSFORMER 150KVA ENTERTAINMENT CONFIG	200	500
525-5120	TRANSF 300KVA 2400/480 STEP UP/DWN	150	455
525-5122	TRANSFORMER 300KVA ENTERTAINMENT CONFIG	225	650
525-5130	TRANSF 500KVA 480-600V STEP UP/DWN AUTO	225	550
525-5137	TRANSFORMER 500KVA 2400/480V PADMOUNT	250	580
525-5140	TRANSFORMER 750KVA 480-600V STEP UP/DWN	385	760
525-5150	TRANSFORMER 1000KVA	385	760
525-5165	TRANSFORMER 1500KVA PADMOUNT	895	1785
530-1000	FUEL TANK UP TO 100 GALLON	80	225
530-1005	PROSOL DEF TANK 100 GALLON GALVANIZED	80	225
530-1020	FUEL TANK 251 GALLON	80	225
530-1030	FUEL TANK 300 GALLON	80	225
530-1050	FUEL TANK 552 GALLON	120	375
530-1060	FUEL TANK 523 GALLON TOWABLE	165	475
530-1070	FUEL TANK 787 GALLON	165	475
530-1080	FUEL TANK 1000 GALLON	265	750
530-1090	FUEL TANK 1204 GALLON	265	750
530-1100	FUEL TANK 2388 GALLON	450	1350
530-2020	DEICING GLYCOL TANK 3200 GAL SKID W/PUMP	720	1800
550-1200	WELDER MIG/TIG/STICK <300 AMPS 120/230V	40	110
550-1250	WELDER MIG 200 - 299 AMPS 230V	40	100
550-1270	WELDER TIG / STICK 200-249 AMPS ELEC	55	165
550-1275	SKYWELDER INVERTER WELDER 250-300AMP	50	150
550-1280	WELDER INVERTER CC ONLY 250-299 AMPS	50	150
550-1290	WELDER INVERTER CC/CV 300-399 AMPS	55	165
550-1300	WELDER INVERTER CC/CV 350-399 AMPSLEC	55	165
550-1310	WELDER INVERTER CC/CV 400-449 AMPS	55	165
550-1315	WELDER STATIONARY 450 - 499 AMPS ELEC	85	255
550-1330	WELDER INVERTER CC/CV 650-699 AMPS	95	285
550-1400	WELDING FUME EXTRACTOR 95-132 CFM	75	225
550-1410	WELDER STATIONARY 1100 - 1199 AMPS ELEC	150	400
550-1540	WELDER ENGINE DRIVE 180-189 AMP GAS	110	310

550-1600	WELDER ENGINE DRIVE 250-299 AMPS GAS	110	310
550-1610	WELDER ENGINE DRIVE 300-249 AMP GAS	130	330
550-1760	WELDER ENGINE DRIVE 250-299 AMPS LP	110	310
550-1770	WELDER TOWABLE 250-349 AMPS LP	135	335
550-1840	SKID W/TORCH KIT FOR 300AMP WELDER	140	500
550-1850	WELDER TOWABLE 300 - 349 AMPS DSL	135	335
550-1870	WELDER TOWABLE 400 - 449 AMPS DSL	150	350
550-1875	WELDER SKID MOUNTED 400 - 449 AMPS DSL	150	350
550-1880	WELDER TOWABLE 500 - 549 AMPS DSL	180	460
550-1890	WELDER TOWABLE 600 AMPS DUAL-OPER DSL	180	460
550-1900	WELDER TOWABLE 300-349AMPS DUAL-OPER DSL	165	425
550-1905	WELDER TOWABLE 400-449AMPS DUAL-OPER DSL	165	425
550-1950	WELDER WIRE FEEDER 120 VOLT ELEC	80	245
550-1960	WELDER WIRE FEEDER SUITCASE STYLE	80	245
550-3010	PLASMA CUTTER 7/8IN 1PH 120/240V	140	425
550-3015	PLASMA CUTTER 5/8IN AIRCOMP 1PH 120/240V	140	425
550-3020	PLASMA CUTTER 1IN 1PH 208/230V	170	500
550-3030	PLASMA CUTTER 1-1/4IN 1PH/480V 3PH/600V	240	725
550-3060	PLASMA CUTTER 1-3/4IN 3PH 600V	600	1800
553-2	CIRCUIT BREAKER, 480V/20A	7	21
553-4	CIRCUIT BREAKER, 480V/40A	7	21
553-5	CIRCUIT BREAKER, 480V/50A	7	21
553-9	CIRCUIT BREAKER 480V 80A	7	21
553-10	CIRCUIT BREAKER, 480V/100A	7	21
553-15	CIRCUIT BREAKER, 480V/225A	7	21
553-25	CIRCUIT BREAKER 600V / 400A	30	90
553-27	CIRCUIT BREAKER 600V / 600A	30	90
553-30	CIRCUIT BREAKER 600V / 200A	10	30
553-35	CIRCUIT BREAKER 600V / 100A	10	30
553-40	CIRCUIT BREAKER 600V / 60A	10	30
553-45	CIRCUIT BREAKER 600V / 30A	10	30
553-50	CIRCUIT BREAKER 600V / 250A	10	30
553-55	CIRCUIT BREAKER 600V / 150A	10	30
610-1005	TRAILER LANDSCAPE 5X8 1500 LB	55	200
610-1010	TRAILER LANDSCAPE 6X12 3000 LB	55	210
610-1050	TRAILER UTILITY 2000 LB	55	210
610-1059	TRAILER UTILITY PAN 3000 LB	55	210
610-1060	TRAILER UTILITY 3000 LB	55	210
610-1070	TRAILER UTILITY 5-6000 LB	75	280
610-1075	TRAILER UTILITY 7000 LB	75	280
610-1085	TRAILER UTILITY 10000 LB	75	280
610-1140	TRAILER FLATBED 10000 LB	90	360
610-1160	TRAILER FLATBED 10-19000 LB GVWR	125	515
610-1180	TRAILER FLATBED 30-39000 LB GVWR	155	620
610-1190	TRAILER FLATBED GOOSENECK 20-22000 LBS	175	650
610-1210	TRAILER FLATBED W/RAMPS 20000 LB GVWR	155	620
610-1212	TRAILER FLATBED NO RAMPS 20000 LB GVWR	155	620

610-1215	TRAILER FLATBED GOOSENECK 24000 LB	200	725
610-1220	TRAILER FLATBED GOOSENECK 25-26000 LB	200	725
610-1240	TRAILER FLATBED 40-49000 LB GVWR	245	750
610-1245	TRAILER FLATBED 3-AXLE W/RAMPS 50000GVWR	300	800
610-1280	TRAILER FLATBED HYD TAIL 80000 LB	500	1575
610-1281	TRAILER FLATBED 80000 LB AIR RIDE	500	1575
610-1290	TRAILER FLATBED HYD TAIL 90000 LB	444	1778
610-1300	TRAILER FLATBED GOOSENECK 100000 LB	575	2300
610-1310	TRAILER FLATBED LIVE BOTTOM 24000 LB	700	2800
610-1350	TRAILER STUMP GRINDER	55	210
610-1370	TRAILER TRENCHER	55	210
610-1390	TRAILER TILLER	55	210
610-1401	TRAILER CART OFF ROAD 1000LB	75	320
610-1430	TRAILER PIPE DOLLY	105	400
610-1450	TRAILER TOW DOLLY 3500 LB	70	275
610-1500	TRAILER CABLE REEL SINGLE 8-9995 LB	110	450
610-1515	TRAILER UNDERGROUND CABLE PULLER 7500LB	1200	3200
610-1600	TRAILER MIXING 27 CF 7000 LB	140	560
610-1620	TRAILER MIXING 50 CF 10000 LB	150	600
610-1720	TRAILER GROUND LOAD 5000 LB	75	320
610-1730	TRAILER GROUND LOAD 8000 LB	95	395
610-1740	TRAILER GROUND LOAD 10000 LB BATT	125	495
610-1745	TRAILER GROUND LOAD 10000 LB GAS	125	495
610-1750	TRAILER GROUND LOAD 13000-14000 LB	135	520
610-1760	TRAILER TILT 2-3000 LB	65	225
610-1766	TRAILER TILT 6-7000 LB	75	300
610-1770	TRAILER TILT 10000 LB	115	350
610-1775	TRAILER TILT 12-13000 LB	125	375
610-1779	TRAILER TILT 14000LB FIXED TOP DECK	155	465
610-1780	TRAILER TILT 14-15000 LB	135	400
610-1781	TRAILER TILT 15000 LB 4FT FIXED TOP DECK	165	490
610-1785	TRAILER TILT 16-17000 LB	170	500
610-1800	TRAILER TILT 25-26000 LB	260	775
610-2200	TRAILER DUMP SINGLE AXLE	150	445
610-2230	TRAILER DUMP TANDEM AXLE	160	480
610-2260	TRAILER DUMP TANDEM AXLE OFFROAD	175	525
610-2290	TRAILER DUMP TRIPLE AXLE	650	1930
610-2420	TRAILER WATER 500 GALLON	165	625
610-2430	TRAILER WATER 800 GALLON	225	825
610-2455	TRAILER VACUUM EXC SYSTEM 500 GAL GAS	725	2150
610-2460	TRAILER VACUUM EXC SYSTEM 500 GAL DSL	725	2150
610-2470	TRAILER VACUUM EXC SYSTEM 800 GAL DSL	875	2500
610-2520	TRAILER ENCLOSED 6X12 3000 LB	115	450
610-2530	TRAILER ENCLOSED 6X12 7000 LB	125	495
610-2550	TRAILER ENCLOSED 8X20 7000 LB	145	590
610-2570	TRAILER REMEDIATION ENCLOSED 8X20 9995LB	175	500
610-2580	TRAILER TOOL ENCLOSED 8X44 25000 LBS	800	2000



610-2585	TRAILER TOOL CRIB ENCLOSED 45-53 FT	350	1050
610-2590	TRAILER ENCLOSED 8X53	120	360
610-2592	TRAILER CAT EVENT RESPONSE ENCLOSED 53FT	525	1575
610-2600	TRAILER OPEN TOP BOX 5X8 3000 LB	55	220
610-2610	TRAILER OPEN TOP BOX 5X10 3000 LB	55	220
610-2615	TRAILER OPEN TOP BOX 5X12 3000 LB	70	275
610-2620	TRAILER OPEN TOP BOX 6X10 3000 LB	70	275
610-2640	TRAILER OPEN TOP BOX 5X12 10000 LB	100	350
610-2770	CONTAINER 7FT X 8FT DOUBLE DOOR	90	260
610-2780	CONTAINER 8FT X 8FT REFRIGERATED STORAGE	125	300
610-2790	CONTAINER 10 FT STORAGE	25	75
610-2800	CONTAINER 16 FT STORAGE	25	75
610-2801	CONTAINER 16 FT KARGO KING	40	120
610-2810	CONTAINER 20 FT STORAGE	25	75
610-2815	CONTAINER 20 FT STORAGE DOUBLE DOOR	25	75
610-2820	CONTAINER 24 FT STORAGE	40	120
610-2840	CONTAINER 40 FT STORAGE	36	110
610-2845	CONTAINER 40 FT STORAGE DOUBLE DOOR	36	110
610-2900	CONTAINER 20 FT OFFICE	50	150
610-2910	CONTAINER 40 FT OFFICE	80	300
610-3000	TRAILER SHADE 10 FT	50	150
610-3010	TRAILER SAFETY COOLDOWN 8X24 9990 LB	650	2100
610-3020	TRAILER MOUNTED SAFETY SHOWER PNEUMATIC	600	2100
630-1010	CART PERSONNEL 2 PASSENGER 3-WH ELEC	135	340
630-1020	TOW TRACTOR 1 PASSENGER 3-WH 8K PULL ELE	200	600
630-1040	CART BURDEN 2 PASSENGER 4-WH GAS	135	365
630-1060	CART BURDEN 2 PASSENGER 4-WH ELEC	135	365
630-1065	CART BURDEN 2 PASSENGER 4-WH ELEC CAB	185	500
630-1080	CART BURDEN 4 PASSENGER 4-WH ELEC	135	365
630-1100	CART GOLF 2 PASSENGER ELEC	165	410
630-1110	CART GOLF 2 PASSENGER GAS	165	410
630-1120	CART GOLF 4 PASSENGER GAS	165	410
630-1130	CART TOUR 4 PASSENGER ELEC	195	475
630-1150	CART TOUR 6 PASSENGER ELEC	210	500
630-1160	CART TOUR 6 PASSENGER GAS	210	500
630-1170	CART TOUR 8 PASSENGER GAS	225	525
630-1180	CART TOUR 8 PASSENGER W/CHAIR ACCESS GAS	225	525
630-1200	CART UTV 2 PASSENGER ELEC	265	575
630-1210	CART UTV 2 PASSENGER GAS	265	575
630-1220	CART UTV 2 PASSENGER GAS WITH CAB	300	650
630-1225	CART UTV 2 PASSENGER GAS OFF ROAD	275	595
630-1230	CART UTV 2 PASSENGER DSL	265	575
630-1240	CART UTV 2 PASSENGER DSL WITH CAB	300	650
630-1245	CART UTV 2 PASSENGER DSL FLATBED	265	575
630-1260	CART UTV 4 PASSENGER GAS	265	575
630-1265	CART UTV 4 PASSENGER GAS WITH CAB	300	650
630-1280	CART UTV 4 PASSENGER DSL	265	575

630-1290	CART UTV 4 PASSENGER DSL WITH CAB	300	650
630-1300	CART UTV 4 PASSENGER GAS FLATBED	250	550
630-1310	CART UTV 4 PASSENGER DSL FLATBED	250	550
630-1330	CART UTV W/FRONT TOOL CARRIER DSL CAB	580	1775
630-1410	CART LT DUTY 2 PASSENG 2WD GAS ENTERTAIN	265	575
630-1415	CART UTV 2 PASSENGER 4WD GAS ENTERTAIN	265	575
630-1420	CART UTV 4 PASSENGER 4WD GAS ENTERTAIN	265	575
630-1425	CART UTV 2 PASSENGER 2WD GAS ENTERTAIN	265	575
630-2010	CART UTV SNOW PLOW 5-6 FT	115	295
630-2015	CART UTV 40 GALLON SPRAYER SKID MTD ELEC	100	225
630-2020	80 GALLON SPRAYER ELEC	60	175
630-3010	BOAT ALUMINUM FLAT BOTTOM NO ENGINE 12FT	130	400
630-3020	MARINE OUTBOARD ENGINE 15HP GAS	60	180
639-1200	TOW TRACTOR WAREHOUSE STAND-UP ELECTRIC	125	315
640-2100	BELT LOADER DRIVABLE AIRCRAFT DSL	600	1360
640-2200	BAGGAGE TRACTOR AIRCRAFT GAS 5500 LB	375	1000
640-2205	BAGGAGE TRACTOR AIRCRAFT CAB GAS 5500LB	375	1000
640-2220	BAGGAGE TRACTOR AIRCRAFT DSL 5500 LB	395	1100
640-2230	BAGGAGE TRACTOR AIRCRAFT GAS 6000 LB	430	1150
640-4950	TRACTOR AIRCRAFT TOWBAR 30000 GVW	1200	2800
640-4960	TRACTOR AIRCRAFT TOWBAR 40000 GVW	1900	4000
640-4980	TRACTOR AIRCRAFT TOWBAR 60000 GVW	2500	6000
640-5000	TRACTOR AIRCRAFT TOWBAR 110000 GVW	3000	8000
658-1000	TRUCK ACCESSORIES	600	600
658-1500	AIR CONDITIONER CHARGING/RECYCLING	115	350
659-5000	TRUCK PICKUP COMPACT STD	135	550
659-5005	TRUCK PICKUP COMPACT CREW 4WD	160	575
659-5020	TRUCK PICKUP 1/2 T STD 2WD GAS	135	550
659-5030	TRUCK PICKUP 1/2 T SUP 4WD GAS	135	550
659-5040	TRUCK PICKUP 1/2 T SUP 2WD GAS	135	550
659-5055	TRUCK PICKUP 1/2 T CREW 4WD EV	295	1150
659-5060	TRUCK PICKUP 1/2 T CREW 2WD GAS	160	575
659-5080	TRUCK PICKUP 3/4 T STD 4WD DSL	195	750
659-5090	TRUCK PICKUP 3/4 T STD 2WD GAS	175	715
659-5100	TRUCK PICKUP 3/4 T STD 2WD GAS LIFT GATE	175	715
659-5120	TRUCK PICKUP 3/4 T SUP 4WD GAS	175	715
659-5130	TRUCK PICKUP 3/4 T SUP 4WD DSL	195	750
659-5140	TRUCK PICKUP 3/4 T SUP 2WD GAS	155	610
659-5150	TRUCK PICKUP 3/4 T SUP 2WD DSL	155	610
659-5170	TRUCK PICKUP 3/4 T CREW 4WD DSL	195	750
659-5180	TRUCK PICKUP 3/4 T CREW 2WD GAS	175	715
659-5200	TRUCK PICKUP 1 T STD 4WD GAS	275	895
659-5220	TRUCK PICKUP 1 T SUP 4WD GAS	205	790
659-5250	TRUCK PICKUP 1 T CREW 4WD DSL	275	895
659-5330	TRUCK SERVICE 3/4-1 T STD 4WD GAS	375	1050
659-5340	TRUCK SERVICE 3/4-1 T STD 4WD DSL	375	1050
659-5350	TRUCK SERVICE 3/4-1 T STD 2WD GAS	375	1050

659-5370	TRUCK SERVICE 1-1/2-2 T STD 4WD GAS	395	1150
659-5380	TRUCK SERVICE 1-1/2-2 T STD 4WD DSL	395	1150
659-5425	TRUCK SERVICE 3/4-1 T CREW 4WD GAS	395	1150
659-5440	TRUCK SERVICE 1-1/2-2 T CREW 4WD DSL	425	1200
659-5450	TRUCK SERVICE 1-1/2-2 T CREW 2WD DSL	350	900
659-5455	VAN CARGO MINI GAS	200	775
659-5460	VAN CARGO 1/2 T GAS	200	775
659-5470	VAN CARGO 3/4 T GAS LOW ROOF	200	775
659-5472	VAN CARGO 3/4 T GAS HIGH ROOF	200	775
659-5475	VAN CARGO 3/4 T DSL	200	775
659-5480	VAN CARGO 1 T GAS LOW ROOF	200	775
659-5485	VAN CARGO 1 T DSL LOW ROOF	200	775
659-5490	VAN PASSENGER 8 GAS 1/2 T	200	775
659-5550	BUS SHUTTLE GAS CDL	350	1200
659-5560	BUS SCHOOL DSL	600	2000
659-5580	SUV COMPACT 5-6 PASSENGER GAS	105	460
659-5585	SUV STANDARD 7-8 PASSENGER GAS	300	1200
659-5600	TRUCK STKBD 12 FT 3/4-1 T STD 4WD GAS	250	895
659-5610	TRUCK STKBD 12 FT 3/4-1 T STD 4WD DSL	275	950
659-5620	TRUCK STKBD 12 FT 3/4-1 T STD 2WD GAS	250	895
659-5630	TRUCK STKBD 12 FT 1-1/2-2 T STD 4WD GAS	275	950
659-5640	TRUCK STKBD 12 FT 1-1/2-2 T STD 4WD DSL	275	950
659-5660	TRUCK STKBD 12 FT 1-1/2-2 T STD 2WD DSL	275	950
659-5680	TRUCK STKBD 12 FT 3/4-1 T CREW 4WD GAS	300	1025
659-5690	TRUCK STKBD 12 FT 3/4-1 T CREW 4WD DSL	300	1025
659-5700	TRUCK STKBD 12 FT 3/4-1 T CREW 2WD GAS	300	1025
659-5710	TRUCK STKBD 12 FT 3/4-1 T CREW 2WD DSL	300	1025
659-5725	TRUCK STKBD 12 FT 1-1/2-2 T CREW 4WD GAS	325	1150
659-5730	TRUCK STKBD 12 FT 1-1/2-2 T CREW 4WD DSL	325	1150
659-5735	TRUCK STKBD 12 FT 1-1/2-2 T CREW 2WD GAS	325	1150
659-5740	TRUCK STKBD 12 FT 1-1/2-2 T CREW 2WD DSL	325	1150
659-5742	TRUCK STKBD 12 FT 1-2 T STD GOSNK4WDDSL	350	1250
659-5745	TRUCK STKBD 14 FT 1-1/2-2 T STD 2WD GAS	325	1115
659-5750	TRUCK STKBD 14 FT 1-1/2-2 T STD 2WD DSL	350	1250
659-5770	TRUCK STKBD 16 FT 1-1/2-2 T STD 2WD DSL	350	1250
659-5780	TRUCK STKBD 16 FT 2-1/2-3 T STD 2WD DSL	350	1250
659-5790	TRUCK STKBD 22 FT 2-1/2-3 T STD 2WD GAS	395	1295
659-5800	TRUCK STKBD 22 FT 2-1/2-3 T STD 2WD DSL	395	1295
659-5810	TRUCK RACK 18 FT 2-1/2-3 T CREW DSL	695	1850
659-5825	TRUCK FLATBED 9FT 1-1/2-2T CREW 4WD DSL	350	1065
659-5830	TRUCK FLATBED 11FT 1-1/2-2T STD 4WD DSL	350	1065
659-5840	TRUCK STKBD HI-RAIL STD 2WD DSL	585	1580
659-5870	VAN KUV UTLTY GAS 1 TON	335	900
659-5875	TRUCK UTLTY 3/4 T STD 2WD GAS	335	900
659-5878	TRUCK UTLTY 3/4 T SUP 2WD GAS	335	900
659-5880	TRUCK UTLTY 3/4 T CREW 2WD GAS	370	1000
659-5882	TRUCK UTLTY 3/4 T STD 4WD GAS	335	900

659-5885	TRUCK UTLTY 3/4 T SUP 4WD GAS	325	875
659-5888	TRUCK UTLTY 3/4 T CREW 4WD GAS	370	1000
659-5890	TRUCK UTLTY 3/4 T STD 4WD DSL	350	950
659-5895	TRUCK UTLTY 3/4 T SUP 4WD DSL	350	925
659-5900	TRUCK UTLTY 1 T STD 2WD GAS	350	950
659-5905	TRUCK UTLTY 1 T SUP 2WD GAS	350	925
659-5910	TRUCK UTLTY 1 T CREW 2WD GAS	400	1075
659-5915	TRUCK UTLTY 1 T STD 4WD GAS	350	950
659-5920	TRUCK UTLTY 1 T SUP 4WD GAS	350	950
659-5925	TRUCK UTLTY 1 T CREW 4WD GAS	400	1075
659-5928	TRUCK UTLTY 1 T STD 4WD DSL	400	1075
659-5930	TRUCK UTLTY 1 T SUP 4WD DSL	400	1075
659-5932	TRUCK UTLTY 1 T CREW 4WD DSL	425	1125
659-5935	TRUCK UTLTY 1 T CREW 2WD W/CRANE GAS	650	1750
659-5940	TRUCK UTLTY 1-1/2-2 T STD-SUP 4WD DSL	425	1125
659-5945	TRUCK UTLTY 1-1/2-2 T STD-SUP 4WD GAS	415	1100
659-5950	TRUCK UTLTY 1-1/2-2 T CREW 4WD DSL	450	1175
659-5960	TRUCK UTLTY 1-1/2-2 T CREW 2WD DSL	450	1175
659-5965	TRUCK CONTRACTOR 1-1/4-2 T STD 4WD GAS	415	1100
659-5969	TRUCK CONTRACTOR 1-1/4-2 T STD 2WD GAS	415	1100
659-5970	TRUCK CONTRACTOR 1-1/4-2 T STD 2WD DSL	425	1125
659-5975	TRUCK CONTRACTOR 1-1/4-2 T CREW 4WD GAS	425	1125
659-5977	TRUCK CONTRACTOR 1-1/4-2 T CREW 4WD DSL	450	1175
659-6010	TRUCK FUEL 4000 GAL	700	2100
659-6015	TRUCK AVIATION FUEL 5000 GAL	3000	7500
659-6017	TRUCK AVIATION FUEL 7000 GAL	3200	8000
659-6030	TRUCK WATER 2000 GALLON GAS	665	1950
659-6040	TRUCK WATER 2000 GALLON DSL	665	1950
659-6050	TRUCK WATER 4000 GALLON DSL	750	2525
659-6052	TRUCK WATER 4000 GALLON DSL 6X6	1600	4000
659-6057	TRUCK BOX 14 FT	245	825
659-6070	TRUCK BOX 15 FT W/ LIFT GATE	275	895
659-6075	TRUCK BOX 16 FT W/ LIFT GATE	275	895
659-6100	TRUCK FLAT DUMP 16FT 1-1/2T STD 2WD DSL	425	1325
659-6110	TRUCK DUMP 3-4 YD STD 4WD GAS	350	1065
659-6120	TRUCK DUMP 3-4 YD DSL	350	1065
659-6130	TRUCK DUMP 3-4 YD CREW 4WD DSL	375	1095
659-6135	TRUCK DUMP 3-4 YD CREW 4WD GAS	375	1095
659-6140	TRUCK DUMP 3-4 YD CREW 2WD DSL	375	1095
659-6150	TRUCK DUMP 5-6 YD GAS	425	1325
659-6170	TRUCK DUMP 5-6 YD DSL	425	1325
659-6180	TRUCK DUMP 5-6 YD DSL NON CDL	425	1325
659-6190	TRUCK DUMP 5-6 YD CREW DSL	460	1455
659-6195	TRUCK DUMP 5-6 YD CREW DSL NON-CDL	460	1455
659-6200	TRUCK DUMP 12-14 YD MANUAL DSL	700	2800
659-6215	TRUCK DUMP 22-24 YD DSL	1350	3750
659-6218	TRUCK 1 T DUMP LANDSCAPE STD GAS	350	1065

659-6220	TRUCK 1 T DUMP LANDSCAPE CREW GAS	375	1095
659-6230	TRUCK GARBAGE 6 YD	599	1699
659-6240	TRUCK GARBAGE 20 YD	1100	2900
659-6245	TRUCK STREET SWEEPER DSL	1800	4660
659-6247	TRUCK RUNWAY/STREET SWEEPER DSL	1800	4660
659-6250	TRUCK MOUNTED ATTENUATOR 62-65 MPH GAS	750	2100
659-6260	TRUCK MOUNTED ATTENUATOR 62-65 MPH DSL	750	2100
659-6267	TRUCK DELIVERY PCT 3/4 TON GAS NON-CDL	240	865
659-6270	TRUCK DELIVERY ROLLOFF SINGLE DSL NONCDL	375	1050
659-6272	TRUCK DELIVERY ROLLBACK SINGLE DSL NOCDL	390	1050
659-6274	TRUCK DELIVERY ROLLOFFS SINGLE DSL CDL	900	2500
659-6300	TRUCK BUCKET 35 FT NONINSULATED GAS	675	1995
659-6310	TRUCK BUCKET 35 FT NONINSULATED DSL	675	1995
659-6320	TRUCK BUCKET 45 FT INSULATED DSL	700	2000
659-6328	TRUCK BUCKET 55 FT DSL	700	2000
659-6336	TRUCK BUCKET 60 FT TREE TRIMMER DSL	900	2700
659-6342	TRUCK BUCKET 70 FT TREE TRIMMER DSL	730	2930
659-6350	TRUCK BUCKET 85 FT DSL	1500	4200
659-6410	TRUCK CRANE 20 T TANDEM DSL	1300	3500
659-6430	TRUCK CRANE 23 T TANDEM DSL	1450	4000
659-6435	TRUCK AUGER 47FT CDL	550	1650
659-6440	TERMINAL TRACTOR SIGL AXE 2X4 OFF-RD DSL	1800	3780
659-6460	TRUCK TRACTOR TRI 4WD DSL	950	2700
659-6470	TRUCK ASPHALT DISTRIBUTOR 2000 GAL	800	2000
659-6480	TRUCK FORESTRY MOBILE CRANE	800	2000
659-8000	TRUCK SPREADER HOPPER 8 FT	105	325
659-8020	TRUCK SPREADER HOPPER 9 FT	125	500
659-8030	TRUCK SPREADER TAILGATE	125	320
659-8035	TRUCK SPREADER TAILGATE DUMP	125	320
659-8100	TRUCK SNOW PLOW 7-8 FT	105	325
659-8110	TRUCK SNOW PLOW 8.5-9 FT	105	325
659-8130	TRUCK SNOW PLOW 10 FT	125	375
660-1000	BOARD ARROW FOLDING TRAILER 15-LIGHT	130	425
660-1010	BOARD ARROW VERTICAL TRAILER 15-LIGHT	130	425
660-1020	BOARD ARROW FOLDING TRAILER 25-LIGHT	140	475
660-1025	BOARD ARROW TRUCK MOUNTED 25-LIGHT	100	345
660-1030	BOARD MESSAGE VERTICAL MID-SIZE 3-LINE	190	695
660-1040	BOARD MESSAGE VERTICAL FULL-SIZE 3-LINE	275	795
660-1045	BOARD MESSAGE FULL-SIZE 3-LINE W/MODEM	315	825
660-1050	BOARD MESSAGE FOLDING MID-SIZE MATRIX	275	795
660-1060	BOARD MESSAGE VERTICAL MID-SIZE MATRIX	275	795
660-1070	BOARD MESSAGE VERTICAL FULL-SIZE MATRIX	315	825
660-1100	RADAR SPEED MONITORING TRAILER	80	240
660-1110	TRAILER ATTENUATOR MOUNTED W/ARROW BOARD	350	900
660-2010	VEHICLE BARRIER	150	750
660-2015	VEHICLE BARRIER POSITIONING CART	50	250
700-1040	FAN FLOOR 36-48IN ELEC	65	180

700-1180	FAN FLOOR HIGH CFM 24IN ELEC	75	200
700-1220	BLOWER HAZ LOC 8IN VANO 115V	70	200
700-1230	BLOWER HAZ LOC 12IN VANO 115V	85	250
700-1240	FAN FLOOR 16-24IN HAZ LOC ELEC	150	400
700-1280	FAN MISTING OSCIL PORTABLE 100GAL ELEC	165	475
700-1290	FAN MISTING OSCIL PORTABLE 19-40GAL ELEC	125	350
700-1310	INSULATION BLOWER ELECTRIC	175	450
700-1320	VACUUM INSULATION REMOVAL GAS	295	1180
700-1380	BLOWER MANHOLE 8IN GAS	60	200
700-1420	BLOWER MANHOLE 8IN ELEC	55	180
700-1630	EVAP COOLER CENTRIFUGAL 3600 CFM ELEC	75	225
700-1635	EVAP COOLER 24IN 8500 CFM ELEC	125	375
700-1640	EVAP COOLER 36IN 12500 CFM ELEC	145	425
700-1642	EVAP COOLER 36IN 12500 CFM HAZ LOC ELEC	195	550
700-1645	EVAP COOLER 48IN 22500 CFM ELEC	165	475
700-1720	OZONE GENERATOR	90	225
700-1723	HYDROXYL GENERATOR SMALL AREA	55	160
700-1725	HYDROXYL GENERATOR LARGE AREA	150	500
700-1740	UV-C LED LIGHT INDOOR USE ONLY 115V	105	315
700-1742	ROLLING STAND FOR UV-C LED LIGHT	10	30
700-1800	AIR CURTAIN	1050	2625
700-2010	DUST SUPPRESSION MISTER 50FT THROW ELEC	450	1300
700-2020	DUST SUPPRESSION MISTER 130FT THROW ELEC	450	1300
700-2050	DUST SUPPRESSION MISTER 230FT THROW ELEC	550	1400
700-2100	CONTAINMENT CART W HEPA SCRUBBER	310	790
710-1220	AIRMOVER 3 DIAMETER AIR	15	40
710-1240	AIRMOVER 6 DIAMETER AIR	15	40
710-1260	AIRMOVER 8 DIAMETER AIR	20	45
710-1280	AIRMOVER 10 DIAMETER AIR	25	60
710-1300	AIRMOVER 12 DIAMETER AIR	30	75
710-1320	AIRMOVER 24 DIAMETER JET FAN AIR	92	205
710-1340	AIRMOVER 20 DIAMETER RF TYPE AIR	75	195
710-1360	AIRMOVER 20 DIAMETER CF TYPE AIR	75	195
715-5	1.5KW STANDUP INFRARED ELECT HEATER 120V	35	110
715-10	1.6KW ELECT HEATER 110V	30	85
715-20	5-20KW VAR ELECT HEATER 1 - 4 PLUG 110V	60	175
715-25	6KW ELECT HEATER 240V 1PH	60	175
715-30	6-10KW VAR ELECT HEATER 240V 1PH	65	190
715-38	15KW ELECT HEATER 208V 3PH SALAMANDER	75	210
715-40	15KW ELECT HEATER 240V 3PH SALAMANDER	75	210
715-42	15KW ELECT HEATER 240V 1PH SALAMANDER	75	210
715-45	15KW ELECT HEATER 480V 3PH SALAMANDER	75	210
715-46	18KW ELECT HEATER 208V 1PH/240V 3PH	105	285
715-50	13-20KW VAR ELECT HEATER 240V 3PH	85	250
715-55	10-20KW VAR ELECT HEATER 208V/240V 3 PH	85	250
715-60	30KW ELECT HEATER 480V 3PH	125	335
715-65	40KW ELECT HEATER 480V 3PH	160	445

715-70	60KW ELECT HEATER 480V 3PH	210	655
715-100	200K BTU HYDRONIC HEAT EXCHANGER ELEC	75	210
715-105	80K BTU HYDRONIC HEAT EXCHANGER ELEC	70	210
715-120	1.35M BTU STAINLESS STEEL HEAT EXCHANGER	160	475
715-140	3.8M BTU STAINLESS STEEL HEAT EXCHANGER	395	1180
715-205	80K BTU HEATER 1400 CFM WALL MOUNTED	55	140
715-220	60KW ELECT INLINE HEATER 220V/460V 3PH	265	710
715-235	150KW IND ELECT HEATER 480V 3PH 1/2IN SP	580	1525
715-237	150KW ELECT HEATER 480V 3PH 5IN SP NAROW	580	1525
715-240	150KW IND ELECT HEATER 480V 3PH 5IN SP	975	2175
715-400	40K BTU DIRECT FORCED AIR HEATER LPG	0	0
715-405	50K BTU DIRECT FORCED AIR HEATER LPG/NG	45	130
715-408	50K-60K BTU RADIANT HEATER DSL/KERO	60	185
715-410	80K BTU DIRECT FORCED AIR HEATER DSL/KER	60	185
715-415	80K BTU DIRECT FORCED AIR HEATER LPG	60	185
715-419	115K BTU DIRECT FORCED HEATER TENT LP/NG	65	200
715-420	150K BTU DIRECT FORCED AIR HEAT DSL/KERO	65	200
715-430	150K BTU DIRECT FORCED AIR HEATER LP	65	200
715-435	110-150K BTU RADIANT HEATER DSL/KERO	100	300
715-440	170K BTU DIRECT FORCED AIR HEATER LP	80	235
715-445	170K BTU DIRECT FORCED AIR HEAT DSL/KERO	80	235
715-450	200K BTU DIRECT FORCED AIR HEAT DSL/KERO	95	275
715-452	250K BTU DIRECT FORCED HEATER TENT LP/NG	95	275
715-460	400K BTU DIRECT FORCED AIR HEATER LPG	125	375
715-462	400K BTU DIRECT FORCED AIR HEATER LPG/NG	125	375
715-470	400K BTU DIRECT FORCED AIR HEAT DSL/KERO	125	375
715-480	650K BTU DIRECT FORCED AIR HEAT DSL/KERO	150	370
715-485	650K BTU DIRECT FORCED AIR HEAT LP/NG	150	370
715-550	1.5M BTU DIRECT FORCED AIR HEATER LPG/NG	265	685
715-600	70K BTU INDIR FORCED AIR HEAT DSL/KERO	25	75
715-605	120K BTU INDIR FORCED AIR HEAT DSL/KERO	30	90
715-610	200K BTU INDIR FORCED AIR HEAT DSL/KERO	145	415
715-615	200K BTU INDIR FORCED AIR HEATER NG	145	415
715-620	4-500K BTU INDIR FORCED AIR HEAT DSL/KER	200	550
715-622	400K BTU INDIR FORCED AIR HEAT 118G DSL	200	550
715-625	400K BTU INDIR TRAILER MOUNTED HEATR DSL	630	1785
715-630	4-500K BTU INDR FORCED AIR HEATER LPG/NG	200	550
715-631	600K BTU INDIR FORCED AIR HEAT DSL/KERO	300	800
715-632	600K BTU INDIR FORCED AIR HEATER LPG/NG	420	1045
715-635	700K BTU INDIR FORCED AIR HEATER LP/NG	420	1045
715-640	750K BTU INDIR FORCED AIR HEATER LPG/NG	420	1045
715-645	750K BTU INDIR FORCED AIR HEAT DSL/KERO	420	1045
715-660	1M BTU INDIR FORCED AIR HEATER LP/NG	550	1575
715-695	2M BTU INDIR FORCED AIR HEATER LP/NG	1050	2700
715-810	800K BTU SELF CONTAINED HEATER DSL	1500	3500
715-813	1.0M BTU SELF CONTAIN HEATER DSL 3.1" SP	1550	3800
715-815	1.0M BTU SELF CONTAIN HEATER DSL 7.5" SP	1600	3850

715-820	1.2M BTU SELF CONTAINED HEATER DSL	1700	4000
715-1010	234K BTU HYDRONIC SURFACE HEATER DSL	1500	3500
715-1020	385K BTU HYDRONIC SURFACE HEATER DSL	1575	3700
715-1030	600K BTU HYDRONIC SURFACE HEATER DSL	1650	4000
715-1045	860K BTU HYDRONIC AIR HEATER DSL	1725	4300
715-1082	1.8 BTU HYDRONIC HEAT MODULE NG TRAILER	2300	5800
715-1085	PLATE HEAT EXCHANGER GLYCOL TO GLYCOL	295	800
715-1087	PLATE HEAT EXCHANGER STEAM TO GLYCOL	560	1400
715-1210	500K BTU 3500 CFM FLAMELESS HEATER DSL	1500	3500
715-1220	750K BTU 5500 CFM FLAMELESS HEATER DSL	1700	3800
715-1230	1M BTU 6000 CFM FLAMELESS HEATER DSL	2125	5800
715-1240	1M BTU 12IN SP FLAMELESS HEATER DSL T4F	2500	5800
715-2025	300K BTU STEAM HEATER 24IN HAZ LOC	125	300
718-1100	1 TON PORT AIR CONDITIONER 120V	185	400
718-1101	1 TON PORT AIR CONDITIONER IT CUBE 115V	185	400
718-1102	1 TON PORT AIR CONDITIONER W/HEAT 120 V	185	400
718-1103	1 TON PORT AIR COND WATERCOOLED 120V	180	395
718-1104	1.2 TON PORT AIR COND W HEAT 5-20P PLUG	200	450
718-1105	1 TON PORT AIR COND HEPA UV 5-20P PLUG	200	450
718-1110	1 TON PORT AIR COND HEPA UV WATER 120V	200	450
718-1112	1.4 TON PORT AIR CONDITIONER 5-20P PLUG	200	450
718-1115	1.5 TON PORT AIR COND WATERCOOLED 120 V	200	450
718-1130	2-3 TON PORT AIR CONDITION 1PH 208/230V	225	500
718-1134	3 TON PORT AIR COND W/HEAT 3PH 208/230V	250	700
718-1145	5 TON AIR COND INDOOR 1PH 208/230V	250	700
718-1146	5 TON AIR COND INDOOR W/HEAT 1PH 208/230	250	700
718-1147	5 TON AIR COND INDOOR W/HEAT 3PH 208/230	285	790
718-1148	5 TON AIR COND INDOOR W/HEAT 3PH 460V	285	790
718-1155	5 TON AIR CONDITIONER INDOOR 3PH 460V	250	700
718-1156	5 TON PORT AIR COND WATCOOL 1PH 208/230V	250	700
718-1157	5 TON PORT AIR COND WATCOOL 3PH 208/230V	250	700
718-1158	5 TON PORT AIR COND WATERCOOLED 3PH 460V	250	700
718-1160	5 TON PORT AIR COND W/HEAT 3PH 208/230V	250	700
718-1162	5 TON PORT AIR COND W/HEAT 1PH 208/230V	250	700
718-1165	5 TON PORT AIR COND W/HEAT 3PH 460V	250	700
718-1170	5 TON AIR CONDITION SKID 20KW HEAT	250	700
718-1175	5 TON AIR CONDITION SKID 9KW HEAT NEMA7	440	1100
718-1210	10 TON AIR CONDITION SKID 36KW HEAT	425	1050
718-1300	12 TON AIR CONDITIONER NARW 3PH 208/230V	450	1200
718-1301	12 TON PORT AIR CONDITIONER 3PH 460V	0	0
718-1302	12 TON PORT AIR COND W/HEAT 3PH 208/230V	750	1600
718-1305	12 TON PORT AIR COND W/HEAT 3PH 230V	600	1400
718-1310	12 TON PORT AIR COND W/HEAT 3PH 460V	450	1200
718-1500	20 TON INDUSTRIAL AIR CONDITIONER	725	1650
718-1505	20 TON INDUSTRIAL AIR CONDITIONER NEMA7	775	1720
718-1520	20 TON VERT AIR CONDITION 72KW HEAT	900	1800
718-1610	25 TON AIR CONDITION SKID 72KW HEAT	1000	2000



718-1611	25 TON AIR CONDITION SKID 72KW 575V	1100	2200
718-1700	30 TON VERT AIR CONDITIONER	1100	2200
718-1710	30 TON AIR CONDITION SKID 56KW HEAT 460V	1050	2100
718-1750	30 TON AIR COOLED CHILLER W PUMP	560	1670
718-1800	40 TON INDUSTRIAL AIR CONDITIONER	850	1950
718-1805	40 TON INDUSTRIAL AIR CONDITIONER NEMA7	1100	2600
718-1830	40 TON HYBRID AIR COND 120KW HEAT	850	2250
718-1950	50 TON CHILLED WATER AIR HANDLER	500	1250
718-1960	75 TON CHILLED WATER AIR HANDLER	375	975
718-2030	60 TON HYBRID AIR COND 136KW HEAT	1550	3800
718-2050	60 TON AIR COOLED CHILLER W PUMP	700	1750
718-2100	65 TON INDUSTRIAL AIR CONDITIONER	950	2675
718-2230	70 TON HYBRID AIR COND 136KW HEAT	1750	3950
718-2300	80 TON INDUSTRIAL AIR CONDITIONER	1750	3950
718-2305	80 TON INDUSTRIAL AIR CONDITIONER NEMA7	1850	4000
718-2550	100 TON VERT CHILLED WATER HANDLER	700	1750
718-2560	100 TON AIR COOLED CHILLER W PUMP	1300	3750
718-2570	120 TON AIR COOLED CHILLER W PUMP US/CRN	1300	3750
718-2650	120 TON CHILLED WATER AIR HANDLER	750	1875
718-2660	140 TON VERT CHILLED WATER AIR HANDLER	799	2289
718-3060	200 TON AIR COOLED CHILLER W PUMP	2150	6500
718-3065	230 TON AIR COOLED W PUMP	2365	7150
718-3070	227 TON AIR COOLED CHILLER W PUMP US/CRN	2365	7150
718-3090	500 TON WATER COOLED CHILLER	4100	12300
719-1005	1200 CFM DESICCANT DEHUMIDIFIER 1PH 240V	350	1750
719-1010	2000/1000 CFM DESICCANT DEHUMID 3PH 460V	900	6300
719-1020	5000 CFM DESICCANT DEHUMID 3PH460V	1850	7560
719-1030	7500/5500CFM DESICCANT DEHU 3PH460VTRIFU	2100	8400
719-2060	DEHUMIDIFIER DESICCANT 400 CFM	200	1200
719-2080	DEHUMIDIFIER DESICCANT 800-900 CFM	250	1250
719-5010	AUTO DIALER	90	270
779-2205	CHILLER LOOP HOSE 2X25 W/CAMLOCKS	20	20
779-2401	CHILLER LOOP HOSE 4"X10' W/CAMLOCKS	17	50
779-2505	CHILLER LOOP HOSE 6"X25' W/CAMLOCKS	40	100
800-1020	PUMP CENTRIFUGAL 2IN GAS	85	200
800-1030	PUMP CENTRIFUGAL 3IN GAS	95	250
800-1040	PUMP CENTRIFUGAL 4IN GAS	105	275
800-1080	PUMP TRASH 2IN GAS	80	235
800-1090	PUMP TRASH 3IN GAS	95	325
800-1110	PUMP TRASH 4IN GAS	105	360
800-1120	PUMP DIAPHRAGM 2IN GAS	100	325
800-1125	PUMP DIAPHRAGM 2IN AIR	0	0
800-1130	PUMP DIAPHRAGM 3IN GAS	100	325
800-1150	PUMP HIGH PRESSURE 5.5-13HP GAS	85	250
800-1160	PUMP 6IN DOUBLED DIAPHRAGM DSL	170	500
800-1170	PUMP 6IN DOUBLED DIAPHRAGM SO ATT DSL	200	600
800-5005	ACCESSORY TOOL BOX CROSSBACK PICKUP	13	28

800-5007	ACCESSORY 50GAL DSL FUELTANK W/PUMP	28	57
800-5011	ACCESSORY LUMBER/LADDER RACK F/PICKUP	13	43
801-1210	PUMP VAC ASSIST 4IN DSL	225	775
801-1220	PUMP VAC ASSIST 4IN T4F DSL	250	800
801-1230	PUMP VAC ASSIST 6IN DSL	290	850
801-1240	PUMP VAC ASSIST 6IN T4F DSL	295	875
801-1250	PUMP VAC ASSIST 6IN SUPER DSL	350	900
801-1260	PUMP VAC ASSIST 6IN SUPER T4F DSL	375	995
801-1270	PUMP VAC ASSIST 8IN DSL	365	950
801-1280	PUMP VAC ASSIST 8IN SUPER DSL	390	1045
801-1290	PUMP VAC ASSIST 12IN DSL	500	1550
801-1300	PUMP VAC ASSIST 12IN SUPER DSL	550	1750
801-1320	PUMP VAC ASSIST 14IN DSL	895	2650
801-1330	PUMP VAC ASSIST 18IN DSL	1050	3050
802-1340	PUMP VAC ASSIST SND ATT 4IN DSL	250	750
802-1345	PUMP VAC ASSIST SND ATT 4IN DSL T4F	275	850
802-1350	PUMP VAC ASSIST SND ATT 6IN DSL	350	950
802-1355	PUMP VAC ASSIST SND ATT 6IN DSL T4F	350	950
802-1360	PUMP VAC ASSIST SND ATT 8IN DSL	395	1075
802-1361	PUMP VAC ASSIST SND ATT 8IN DSL SKID	395	1075
802-1370	PUMP VAC ASSIST SND ATT 12IN DSL	650	1950
802-1371	PUMP VAC ASSIST SND ATT 12IN DSL SKID	650	1950
802-1380	PUMP VAC ASSIST SND ATT 14IN DSL	1200	3600
802-1385	PUMP VAC ASSIST SND ATT CHOP 4IN DSL	295	850
802-1390	PUMP VAC ASSIST SND ATT CHOP 6IN DSL	360	1080
803-1400	PUMP VAC ASSIST SS 4IN DSL	235	725
803-1410	PUMP VAC ASSIST SS 6IN DSL	360	1150
803-1420	PUMP VAC ASSIST SS 6IN T4F DSL	500	1500
803-1430	PUMP VAC ASSIST SS 6IN SUPER DSL	450	1350
803-1440	PUMP VAC ASSIST SS 8IN SUPER DSL	450	1350
804-1450	PUMP VAC ASSIST HIGH HEAD 4X3IN DSL	335	1050
804-1460	PUMP VAC ASSIST HIGH HEAD 5X3IN DSL	450	1280
804-1470	PUMP VAC ASSIST HIGH HEAD 6X3IN DSL	450	1280
804-1475	PUMP VAC ASSIST HIGH HEAD 6X3IN T4F DSL	485	1515
804-1477	PUMP VAC ASSIST HIGHHEAD 6X3IN 125HP	450	1280
804-1480	PUMP VAC ASSIST HIGH HEAD 6X4IN DSL	520	1565
804-1490	PUMP VAC ASSIST HIGH HEAD 6X4IN T4F DSL	575	1725
804-1500	PUMP VAC ASSIST HHEAD SO ATTN 6X4IN DSL	450	1400
804-1520	PUMP VAC ASSIST HIGH HEAD 8X6IN DSL	850	2450
804-1530	PUMP VAC ASSIST HHEAD VN PRI 10X6IN DSL	500	1500
804-1540	PUMP VAC ASSIST HIGH HEAD 10X8IN DSL	995	2925
804-1550	PUMP VAC ASSIST MEDIUM HEAD 10X8IN DSL	600	2250
804-1560	PUMP VAC ASSIST SS HIGH HEAD 6X3IN DSL	950	2850
804-1570	PUMP VAC ASSIST SS HIGH HEAD 10X8IN DSL	1400	4000
804-1575	PUMP VAC ASSIST SS MED HEAD 10X8IN DSL	1400	4000
804-1580	PUMP VAC ASSIST MHEAD SO ATTN 10X8IN DSL	475	1500
804-1590	PUMP VAC ASSIST HHEAD 600HP 8X6IN DSL	1400	4000

804-1600	PUMP VAC ASSIST HHEAD 600HP 10X8IN DSL	1500	4400
804-1700	PUMP VAC ASSIST TRASH 6IN T4F DSL	350	975
805-1600	PUMP CENTRIFUGAL 3IN DSL	115	350
805-1610	PUMP CENTRIFUGAL WET PRIME 4IN DSL	240	545
805-1620	PUMP TRASH 6IN TOWABLE DSL	330	1070
806-1620	WEIR TANK SAND SEPARATOR 500GAL MAX FLOW	50	150
806-1650	PUMP WELL POINT PISTON SO ATTN 6IN DSL	200	600
806-1670	PUMP WELL POINT ROTARY SO ATTN 6IN DSL	225	700
806-1675	PUMP WELL POINT ROTARY 8IN DSL	235	725
806-1680	PUMP WELL POINT ROTARY SO ATTN 8IN DSL	250	775
806-1682	PUMP WELL POINT PISTON SO ATTN 8IN DSL	550	1500
806-1690	PUMP WELL POINT ROTARY 12IN DSL	300	895
806-1700	PUMP WELL POINT ROTARY SO ATTN 12IN DSL	365	1220
807-1710	PUMP DIAPHRAGM 4IN DSL	125	375
808-1720	PUMP TRASH 2IN ELEC	195	590
808-1730	PUMP CENTRIFUGAL 2IN ELEC	185	525
808-1750	PUMP VAC ASSIST 4IN ELEC	175	550
808-1760	PUMP VAC ASSIST VARIABLE SPEED 4IN ELEC	275	750
808-1770	PUMP VAC ASSIST 6IN ELEC	290	795
808-1780	PUMP VAC ASSIST 8IN ELEC	350	1075
808-1800	PUMP VAC ASSIST HIGH HEAD 6X3IN ELEC	555	1700
809-1820	PUMP SUBMERSIBLE 3/4IN ELEC	40	95
809-1830	PUMP SUBMERSIBLE 1IN ELEC	40	95
809-1840	PUMP HYD SHORING 12 GAL ELEC	50	140
809-1860	PUMP SUBMERSIBLE 2IN ELEC	65	185
809-1865	PUMP SUBMERSIBLE 2IN LOW LEVEL ELEC	65	185
809-1870	PUMP SUBMERSIBLE SEWAGE 1HP 2IN ELEC	70	200
809-1880	PUMP SUBMERSIBLE 3IN ELEC	115	275
809-1890	PUMP SUBMERSIBLE 3HP 3IN ELEC	115	275
809-1900	PUMP SUBMERSIBLE HV 1HP 3PH 2IN ELEC	35	95
809-1910	PUMP SUBMERSIBLE 2HP 3PH 460V 2IN ELEC	50	150
809-1920	PUMP SUBMERSIBLE HV 3HP 3PH 2IN ELEC	75	225
809-1930	PUMP SUBMERSIBLE HHEAD 4HP 3PH 2IN ELEC	110	320
809-1940	PUMP SUBMERSIBLE SEWAGE CUT 15HP 3IN ELE	95	275
809-1960	PUMP SUBMERSIBLE HIGH HEAD 15HP 3IN ELEC	175	500
809-1980	PUMP SUBMERSIBLE HIGH HEAD 6HP 3IN ELEC	115	375
809-1990	PUMP SUBMERSIBLE HV 7.5HP 3PH 3IN ELEC	120	345
809-2000	PUMP SUBMERSIBLE HV 2HP 3PH 3IN ELEC	85	250
809-2020	PUMP SUBMERSIBLE HV 5HP 3PH 3IN ELEC	100	300
809-2030	PUMP SUBMERSIBLE SEWAGE 3HP 3PH 4IN ELEC	100	300
809-2040	PUMP SUBMERSIBLE SEWAGE CUT 5HP 4IN ELEC	120	400
809-2050	PUMP SUBMERSIBLE SEWAGE 10HP 4IN ELEC	150	475
809-2060	PUMP SUBMERSIBLE HIGH HEAD 15HP 4IN ELEC	175	500
809-2070	PUMP SUBMERSIBLE SEW CUT 20HP 4IN ELEC	200	600
809-2080	PUMP SUBMERSIBLE SEWAGE 20HP 4IN ELEC	210	615
809-2100	PUMP SUBMERSIBLE SEWAGE 30HP 4IN ELEC	210	615
809-2110	PUMP SUBMERSIBLE HIGH HEAD 40HP 4IN ELEC	325	925

809-2120	PUMP SUBMERSIBLE 4IN ELEC	125	320
809-2130	PUMP SUBMERSIBLE SUPER 4IN ELEC	150	390
809-2150	PUMP SUBMERSIBLE SEW 10HP 3PH 6IN ELEC	220	700
809-2170	PUMP SUBMERSIBLE HV 10HP 3PH 6IN ELEC	155	450
809-2180	PUMP SUBMERSIBLE SEWAGE 50HP 6IN ELEC	300	795
809-2190	PUMP SUBMERSIBLE HV 15HP 3PH 6IN ELEC	175	525
809-2200	PUMP SUBMERSIBLE HV 20HP 3PH 6IN ELEC	200	570
809-2220	PUMP SUBMERSIBLE 6IN ELEC	225	575
809-2230	PUMP SUBMERSIBLE 8IN ELEC	450	1050
809-2240	PUMP SUBMERSIBLE 10IN ELEC	500	1500
810-1100	PUMP DOUBLED 1 1/2 IN AIR	115	350
810-1110	PUMP DOUBLED 2 IN AIR	115	350
810-1120	PUMP DOUBLED 3 IN AIR	115	350
811-2260	PUMP SUBMERSIBLE 3IN HYD	110	295
811-2270	PUMP SUBMERSIBLE SS 4IN HYD	110	295
811-2280	PUMP SUBMERSIBLE 4IN HYD	110	295
811-2300	PUMP SUBMERSIBLE SS 6IN HYD	120	360
811-2310	PUMP SUBMERSIBLE 6IN HYD	120	360
811-2320	PUMP SUBMERSIBLE 8IN HYD	125	370
811-2330	PUMP SUBMERSIBLE SS 12IN HYD	150	425
811-2340	PUMP SUBMERSIBLE 12IN HYD	135	395
812-2355	PUMP DIAPHRAGM 1IN	85	220
812-2360	PUMP DIAPHRAGM POLYPROPYLENE 1IN	70	200
812-2370	PUMP DIAPHRAGM ALUM/CAST IRON 1IN	50	150
812-2390	PUMP DIAPHRAGM POLYPROPYLENE 2IN	195	590
812-2400	PUMP DIAPHRAGM SS 2IN	195	590
812-2410	PUMP DIAPHRAGM ALUMINUM 2IN	85	225
812-2415	PUMP DIAPHRAGM 3IN	100	325
812-2430	PUMP DIAPHRAGM POLYPROPYLENE 3IN	220	725
812-2440	PUMP DIAPHRAGM SS 3IN	220	725
812-2450	PUMP DIAPHRAGM ALUMINUM 3IN	95	270
813-2450	PUMP BOOSTER 7.5HP 2IN ELEC	95	275
813-2460	PUMP BOOSTER 20HP 1-1/2IN ELEC	130	395
813-2470	PUMP BOOSTER 15HP 2IN ELEC	140	425
813-2500	PUMP BOOSTER 20HP 3IN ELEC	160	475
813-2510	PUMP BOOSTER 30HP 3IN ELEC	180	525
813-2520	PUMP BOOSTER 4IN ELEC	250	600
813-2530	PUMP BOOSTER SEWAGE 50HP ELEC	420	1260
813-2540	PUMP SUBMERSIBLE SEWAGE 7.5HP	150	450
813-2550	PUMP BOOSTER 5HP ELEC	95	275
813-2560	PUMP BOOSTER 60HP 480V 2X4X9.5IN ELEC	295	825
813-2570	PUMP BOOSTER 50HP 460V 2X4X9.5IN ELEC	240	695
813-2590	PUMP BOOSTER SYSTEM VFD 460V	145	425
813-2600	PUMP AGRICULTURE DRY PRIME 8X6 DSL	225	625
813-2650	PUMP BOOSTER MED HEAD 4X4IN DSL	180	540
813-2670	PUMP BOOSTER MED HEAD 6X4IN DSL	225	625
814-1000	PUMP HYDRAULIC 10000 PSI FOR TOOLS AIR	125	510

814-1002	PUMP HYDRAULIC 10000 PSI FOR TOOLS ELEC	125	510
814-1005	PUMP HYDRAULIC SPLIT FLOW FOR LIFTING	200	500
814-1050	GAUGE 1/4IN NPT 10000PSI LIQUID FILLED	6	13
814-2610	POWER UNIT 10-14 HP HYD	130	525
814-2620	POWER UNIT 15-20HP HYD	190	550
814-2630	POWER UNIT 65HP HYD	305	825
814-2633	POWER UNIT 68HP T4F HYD	325	900
814-2640	POWER UNIT 162HP HYD	325	900
814-2650	SLUDGEMASTER HYD	1050	3150
816-2680	PUMP FLOWMETER 10IN	80	240
816-2682	PUMP FLOWMETER 12IN	80	240
816-2688	PUMP FLOWMETER 18 IN	80	240
816-2700	PUMP FLOWMETER 3IN	30	100
816-2710	PUMP FLOWMETER 4IN	40	130
816-2720	PUMP FLOWMETER 6IN	50	150
816-2730	PUMP FLOWMETER 8IN	65	195
816-2740	FLOW METER	85	250
817-2750	PIPE MANIFOLD 12IN	150	325
817-2760	PIPE MANIFOLD 18IN	180	385
818-2810	PIPE PLUG MUNI 15-30IN	150	550
818-2830	PIPE PLUG MUNI 24-48IN	250	750
819-2850	HOSE ROAD CROSSING RAMP	125	345
820-2860	ROAD CROSSING LAY FLAT 12IN	115	315
820-2870	ROAD CROSSING PUMP DIVISION 12IN	110	225
820-2880	ROAD CROSSING PUMP DIVISION 8IN	95	200
820-2890	ROAD CROSSING PUMP DIVISION DB WIDE 12IN	135	450
820-2900	ROAD CROSSING PUMP DIVISION 6IN	75	170
821-2910	PUMP HEAD PONTOON HDPE 12IN HYD	105	295
821-2920	PONTOON FLOAT SUBMERSIBLE STEEL 12IN	60	125
821-2930	TANK WATER 10000 GAL	300	900
821-2935	TANK BLADDER 317 GAL 250 PSI	150	350
821-2950	PUMP DIVISION ENGINE 6 CYL DEUTZ	425	1375
821-2970	PUMP SEALED PRIME HIGH HEAD 5X4 DSL	650	2050
821-2980	PUMP BOOSTER 125HP 460V ELEC	700	1975
821-2990	VFD PANEL 5HP	90	260
821-3020	FUSION MACHINE 2 - 8 IN	250	700
821-3030	FUSION MACHINE 6 - 18 IN	1100	3200
821-3055	PUMP MONITOR KIT MODEM W/SOLAR PANELS	51	101
821-3105	DATA LOGGER FOR FUSION MACHINE	200	400
902-1100	POINT F/TE-S DEMO HAMMER	8	24
902-1105	NARROW CHISEL F/TE-S DEMO HAMMER	8	24
902-1110	WIDE CHISEL F/TE-S DEMO HAMMER	10	30
902-1140	FLEX BLADE HOLDER F/TE-S HAMMER	25	75
902-5100	POINT F/BREAKER 1 SHANK	8	24
902-5105	NARROW CHISEL F/BREAKER 1 SHANK	8	24
902-5110	WIDE CHISEL F/BREAKER 1 SHANK	10	30
902-5125	CLAY SPADE F/BREAKER 1 SHANK	10	30

902-5200	POINT F/BREAKER 1-1/8 SHANK	10	30
902-5205	NARROW CHISEL F/BREAKER 1-1/8 SHANK	10	30
902-5210	WIDE CHISEL F/BREAKER 1-1/8 SHANK	10	30
902-5215	ASPHALT CUTTER F/BREAKER 1-1/8 SHANK	12	36
902-5225	CLAY SPADE F/BREAKER 1-1/8 SHANK	12	36
902-5300	POINT F/BREAKER 1-1/4 SHANK	10	30
902-5305	NARROW CHISEL F/BREAKER 1-1/4 SHANK	10	30
902-5400	MOIL POINT F/RCRS CHIPPER	8	24
902-5405	NARROW CHISEL F/RCRS CHIPPER	8	24
902-5430	BUSHING TOOL F/RCRS CHIPPER	16	48
902-5505	NARROW CHISEL F/OCRS CHIPPER	8	24
902-5850	POINT F/JUMBO RIVET BUSTER	8	24
902-5855	CHISEL F/JUMBO RIVET BUSTER	8	24
902-6100	EACH CARBIDE SLIDE ON STRIPSERT LT	20	60
902-6102	EACH CARBIDE SLIDE ON STRIPSERT RT	20	60
902-6135	EACH DYMADOT DBL GRIND DOT PAD GRY 30GR	20	60
902-6170	EACH DYMASEG GRIND SEG GRY 18GR	20	60
902-6229	DIAMOND INSERTS F/FLOOR GRINDER	336	997
902-6243	CARBIDE GRINDING HEAD 17	86	259
902-6500	PRESSURE WASHER HOSE 3/8X50	4	12
902-6508	TELESCOPING WASHER WAND TO 12 FT	20	60
902-6517	COLD WATER PRESSURE WASHER GUN / WAND	6	18
902-6533	ROTARY SURFACE CLEANER 18-20 W/O WHLS	35	105
903-1000	DIAMOND HI SPD BLADE CONCRETE 12-16	25	75
903-1010	DIAMOND HI SPD BLADE ASPHALT 12-16	25	75
903-1050	DIAMOND ROAD SAW BLD CONCRETE 14-16	55	165
903-1060	DIAMOND ROAD SAW BLD ASPHALT 14-16	55	165
903-1070	DIAMOND ROAD SAW BLD CONCRETE 18-22	100	300
903-1080	DIAMOND ROAD SAW BLD ASPHALT 18-22	100	300
903-1090	DIAMOND ROAD SAW BLD CONCRETE 24-28	150	450
903-1100	DIAMOND ROAD SAW BLD ASPHALT 24-28	150	450
903-1110	DIAMOND ROAD SAW BLD CONCRETE 30-36	200	600
903-1120	DIAMOND ROAD SAW BLD ASPHALT 30-36	200	600
903-2070	DIAMOND CORE BIT 2	25	75
903-2080	DIAMOND CORE BIT 2-1/2	25	75
903-2085	DIAMOND CORE BIT 3	30	90
903-2090	DIAMOND CORE BIT 3-1/2	30	90
903-2095	DIAMOND CORE BIT 4	35	105
903-2100	DIAMOND CORE BIT 4-1/2	35	105
903-2110	DIAMOND CORE BIT 5	40	120
903-2125	DIAMOND CORE BIT 6	60	180
903-2150	DIAMOND CORE BIT 8	95	285
903-2170	DIAMOND CORE BIT 10	130	390
903-2180	DIAMOND CORE BIT 12	165	353
904-10	SKIDSTEER AUGER EXTENSION 24	26	52
904-20	SKIDSTEER AUGER EXTENSION 36	35	134
904-30	SKIDSTEER AUGER EXTENSION 48	35	129

904-1015	SKIDSTEER AUGER BIT 6	25	75
904-1025	SKIDSTEER AUGER BIT 9	32	120
904-1035	SKIDSTEER AUGER BIT 12	41	160
904-1050	SKIDSTEER AUGER BIT 16	29	93
904-1055	SKIDSTEER AUGER BIT 18	51	203
904-1065	SKIDSTEER AUGER BIT 24	51	203
904-1070	SKIDSTEER AUGER BIT 30	51	203
904-1075	SKIDSTEER AUGER BIT 36	57	226
911-3325	JOHNSON BAR WHEELED PRY	15	26
911-4631	PIPE MOUNTING CLAMP F/HACKSAW 4-12 PIPE	0	0
911-6600	PUSH/PULL LAWN ROLLER 24	19	52
911-8188	MANUAL REBAR CUTTER / BENDER 5/8 CAP	30	90
912-200	UNIV DIE HEAD F/535 & 300 1/8-2 RH NPT	12	36
912-1500	ADJ PIPE STAND W/ V-HEAD	12	36
912-1510	PIPE DOLLY GRASSHOPPER	121	289
912-1520	TRISTAND PIPE VISE	20	60
912-3110	CABLE ROLLER FOR RIGTIGHT SYSTEM	5	10
912-3200	STRAIGHT CABLE ROLLER F/12-18 TRAY	3	11
912-3202	STRAIGHT CABLE ROLLER F/20-24 TRAY	3	11
912-3204	STRAIGHT CABLE ROLLER F/24-30 TRAY	14	30
912-3206	STRAIGHT CABLE ROLLER F/30-36 TRAY	5	15
912-3212	RADIUS CABLE ROLLER F/20-24 TRAY	5	15
912-3214	RADIUS CABLE ROLLER F/24-30 TRAY	5	15
912-3232	CONVEYOR PULLING SHEAVE W/8 ROLLERS 36	40	115
912-3234	CONVEYOR PULLING SHEAVE W/10 ROLLER 48	45	135
912-3246	TRAY SHEAVE 658 STYLE 12IN	5	12
912-3248	TRIPLE SHEAVE CABLE GUIDE WITH HOOK	6	16
912-4000	SKY WELDER, 280A	75	165
912-4500	WELDING CABLE EXTENSION 1/0X50	19	35
912-4503	WELDING CABLE EXTENSION 1/0X100	35	95
912-4506	WELDING CABLE W/ GROUND CLAMP 1/0X50	13	31
912-4509	WELDING CABLE W/ GROUND CLAMP 1/0X100	26	52
912-4530	WELDING CABLE EXTENSION 2/0X50	19	35
912-4533	WELDING CABLE EXTENSION 2/0X100	26	52
912-4536	WELDING CABLE W/ GROUND CLAMP 2/0X50	19	35
912-4542	WELDING CABLE WHIP W/GRND CLAMP 2/0	19	35
912-4545	WELDING CABLE W/ ROD HOLDER 2/0X50	19	35
912-4551	WELDING CABLE WHIP W/ROD HLDR 2/0	19	35
912-4604	REMOTE OUTPUT CONTROL 14 PIN X 100	8	24
912-4658	WELDER INVERTER CST RACK F/8 PACK	30	75
912-5254	MANUAL FLANGE SPREADER 150# 2-20	12	28
913-1006	CONTAINMENT BERM 4X4	55	160
913-1012	CONTAINMENT BERM 6X6	85	162
913-1015	CONTAINMENT BERM 6X8	40	105
913-1016	CONTAINMENT BERM 6X10	85	162
913-1018	CONTAINMENT BERM 6X14	4	12
913-1021	CONTAINMENT BERM 7X11	50	150

913-1022	CONTAINMENT BERM 7X14	50	150
913-1023	CONTAINMENT BERM 7X13	77	230
913-1024	CONTAINMENT BERM 8X8	50	100
913-1027	CONTAINMENT BERM 8X10	49	143
913-1030	CONTAINMENT BERM 8X12	58	174
913-1031	CONTAINMENT BERM 8X14	61	183
913-1033	CONTAINMENT BERM 8X16	77	230
913-1036	CONTAINMENT BERM 9X12	67	201
913-1037	CONTAINMENT BERM 9X18	85	215
913-1039	CONTAINMENT BERM 10X10	29	82
913-1042	CONTAINMENT BERM 10X12	99	275
913-1045	CONTAINMENT BERM 10X14	59	173
913-1048	CONTAINMENT BERM 10X20	85	254
913-1051	CONTAINMENT BERM 12X12	65	165
913-1054	CONTAINMENT BERM 12X16	112	307
913-1057	CONTAINMENT BERM 12X20	30	100
913-1060	CONTAINMENT BERM 12X25	115	275
913-1065	CONTAINMENT BERM 12X36	125	295
913-1068	CONTAINMENT BERM 12X50	255	512
913-1508	DIESEL EXHST SCRUBBER 91HP AND ABOVE	86	255
913-2208	TRUCK TOOLBOX FUEL TANK COMBO 70-100 GAL	167	167
913-2236	FUEL TANK 500 GALLON	122	364
913-2250	PROPANE TANK 5 GAL/20#	20	46
913-2252	PROPANE TANK 7 GAL/30#	19	44
913-2254	FORKLIFT PROPANE TANK 8 GAL/33#	19	52
913-2256	PROPANE TANK 10 GAL/40#	15	54
913-2260	PROPANE TANK 25 GAL/100#	19	69
913-2512	WORKSTATION PORTABLE	28	123
913-2550	TRUCK ACCESSORY/UTILITY RACK	27	57
913-2560	PICK UP TRUCK TONNEAU COVER	28	57
913-2630	HOSE & PIPE STORAGE RACK	100	300
913-2700	GPS EQUIPPED BASIC SERVICE	22	32
913-2720	PUMP MONITOR KIT: MODEM/SOLAR PANL	51	101
913-3052	SAFETY HARNESS & LANYARD KIT	8	16
913-3060	ZIP WALL PACKAGE 4X12 POLES/2 ZIPPER	20	40
913-3070	EYEWASH STATION	45	135
913-3415	TRAFFIC SIGN ROAD WORK AHEAD	26	86
913-3478	TRAFFIC SIGN SIDEWALK CLOSED	35	100
913-3502	TRAFFIC SIGN STOP/SLOW PADDLE	8	14
913-3553	TRAFFIC SIGN STAND	1.79	4.5
913-3562	TRAFFIC SIGN OVERLAY LEFT	1	1
913-3703	REFL TRAFFIC BARRICADE W/O FLASHER 24	12	26
913-3704	REFL TRAFFIC BARRICADE W/FLASHER 24	19	35
913-3712	REFL TRAFFIC DELINEATOR W/BASE 42	5	12
913-3721	FLASHING BARRICADE LIGHT	13	20
913-3747	TRAFFIC CONE	4	10
913-3760	WATER FILLED TRAFFIC BARRICADE ORANGE	35	69



913-3762	WATER FILLED TRAFFIC BARRICADE WHITE	12	34
913-3766	WATER/CABLE TRAFFIC TL1/TL2 BARRICADE OR	30	60
913-3767	WATER/CABLE TRAFFIC TL1/TL2 BARRICADE WH	30	60
913-3770	PEDESTRIAN BARRICADE ADA ORG 72X38	10	30
913-3771	PEDESTRIAN BARRICADE ADA WHT 72X38	10	30
913-3780	WATER BARRICADE FENCE PANEL 4X6	8	20
913-3782	WATER BARRICADE SINGLE GATE 6X6 COMPLETE	10	25
913-3830	CROWD CONTROL BARRICADE 48X8	11	26
913-3850	TOW BAR F/ARCHER VEHICLE BARRICADE	20	100
913-3852	ARRESTOR CABLE F/ARCHER BARRIER 4	10	50
913-3854	ARRESTOR CABLE F/ARCHER BARRIER 10	25	125
913-3860	NOISE REDUCTION WALL PANEL 81X52IN	10	20
913-4004	COMBINATION HITCH PINTLE & 2 BALL	19	52
913-4006	COMBINATION HITCH PINTLE & 2-5/16 BALL	19	52
913-4106	TIE DOWN BINDER CHAIN G7 3/8 10-16	12	26
913-4110	TIE DOWN BINDER CHAIN G7 3/8X20	12	26
913-4122	RATCHET LOAD BINDER F/3/8-1/2 CHAIN	12	26
913-4502	ROAD PLATE 5X8	129	255
913-4504	ROAD PLATE 5X10	56	142
913-4508	ROAD PLATE 8X10	44	129
913-4516	ROAD PLATE 8X20	129	322
913-5130	LED AREA LIGHT W/TRIPOD	46	138
913-5134	LED WORK LIGHT W/TRIPOD DUAL LAMP	45	90
913-5152	EXP PRF LED AREA LIGHT 75W 120V	100	300
913-5210	TEMPORARY LIGHT STRING 50	2.2	8
913-5212	TEMPORARY LIGHT STRING 100	37	106
913-6000	TEMPORARY WALL ACCESSORY CART	86	86
913-6005	TEMPORARY WALL MOBILITY CART	60	60
913-6010	TEMPORARY WALL RIGHT SIDE INTERFACE	34	34
913-6015	TEMPORARY WALL LEFT SIDE INTERFACE	34	34
913-6020	TEMPORARY WALL FLEXIBLE CORNER	26	26
913-6025	TEMPORARY WALL FILLER PANEL KIT	19	19
913-6035	HINGED DOOR MODULE 42 IN	188	188
913-6040	SLIDING DOOR MODULE 42 IN	225	225
913-6050	TEMPORARY WALL MODULE 12 IN	60	60
913-6055	TEMPORARY WALL MODULE 18 IN	68	68
913-6060	TEMPORARY WALL MODULE 24 IN	75	75
913-6065	TEMPORARY WALL MODULE 32 IN	79	79
913-6070	TEMPORARY WALL MODULE 42 IN	90	90
913-6075	SINGLE ROOM PRESSURE MONITOR	105	105
913-6080	NEGATIVE AIR MGMT PANEL 24 IN	98	98
920-1003	INCREASER / REDUCER 3X2	7	14
920-1009	INCREASER / REDUCER 4X3	9	22
920-1024	INCREASER / REDUCER 6X3	19	55
920-1027	INCREASER / REDUCER 6X4	26	78
920-1039	INCREASER / REDUCER 8X6	37	37
920-1054	INCREASER / REDUCER 10X8	24	62

920-1066	INCREASER / REDUCER 12X6	61	68
920-1069	INCREASER / REDUCER 12X8	26	77
920-1072	INCREASER / REDUCER 12X10	26	76
920-1095	INCREASER / REDUCER 14X12	9	25
920-1115	INCREASER / REDUCER 16X12	45	133
920-1130	INCREASER / REDUCER 18X12	17	34
920-1159	INCREASER / REDUCER 20X18	31	91
920-2018	PIPE 90 DEG ELL 4 IN BY VARIOUS OUTPUT	8	14
920-2024	PIPE 90 DEG ELL 6 IN BY VARIOUS OUTPUT	11	20
920-2028	PIPE 45 DEG ELL 8 IN BY VARIOUS OUTPUT	35	35
920-2030	PIPE 90 DEG ELL 8 IN BY VARIOUS OUTPUT	35	101
920-2036	PIPE 90 DEG ELL 10 IN BY VARIOUS OUTPUT	25	68
920-2040	PIPE 45 DEG ELL 12 IN BY VARIOUS OUTPUT	129	129
920-2042	PIPE 90 DEG ELL 12 IN BY VARIOUS OUTPUT	35	101
920-2109	PIPE TEE 4 IN BY VARIOUS OUTPUT	14	38
920-2112	PIPE TEE 6 IN BY VARIOUS OUTPUT	12	33
920-2115	PIPE TEE 8 IN BY VARIOUS OUTPUT	15	37
920-2121	PIPE TEE 12 IN BY VARIOUS OUTPUT	340	340
920-2168	PIPE WYE 12 IN BY VARIOUS OUTPUT	26	62
920-2334	PIPE ADAPTER 6 FLANGE X F NPT	14	39
920-2340	PIPE ADAPTER 8 FLANGE X F BAUER	35	35
920-2341	PIPE ADAPTER 8 FLANGE X M BAUER	35	35
920-2772	PIPE ADAPTER 4 F CAM X F NPT TYPE D	8	19
920-3309	SUCTION HOSE STRAINER 4	5	15
920-3312	SUCTION HOSE STRAINER 6	26	44
920-3315	SUCTION HOSE STRAINER 8	26	78
920-3509	WATER PIPE / HOSE MANIFOLD 4	35	100
920-3512	WATER PIPE / HOSE MANIFOLD 6	48	142
920-3515	WATER PIPE / HOSE MANIFOLD 8	51	150
920-3521	WATER PIPE / HOSE MANIFOLD 12	87	244
920-3610	PUMP CONTROL PANEL AUTOMATIC	20	61
920-3620	PUMP CONTROL PANEL MANUAL	15	42
920-3640	WATER PUMP FLOAT SWITCH SINGLE	5	15
920-3650	SUBMERSIBLE PUMP RAFT	46	136
920-3680	MAGNETIC GPM FLOW METER INDICATOR/TOTAL	63	189
920-4215	GATE VALVE 4	44	129
920-4220	GATE VALVE 6	52	154
920-4225	GATE VALVE 8	24	63
920-4230	GATE VALVE 10	43	46
920-4235	GATE VALVE 12	17	47
920-4340	CHECK VALVE 8	11	31
920-4406	FLANGED BLEEDER VALVE 6	12	27
920-6003	KANAFLEX SUCTION HOSE CAM CPLNG 2X20	8	24
920-6006	KANAFLEX SUCTION HOSE CAM CPLNG 3X20	10	30
920-6009	KANAFLEX SUCTION HOSE CAM CPLNG 4X20	14	42
920-6011	KANAFLEX SUCTION HOSE CAM CPLNG 6X10	25	70
920-6012	KANAFLEX SUCTION HOSE CAM CPLNG 6X20	70	138

920-6014	KANAFLEX SUCTION HOSE CAM CPLNG 8X10	41	118
920-6015	KANAFLEX SUCTION HOSE CAM CPLNG 8X20	61	189
920-6029	KANAFLEX SUCTION HOSE BAUER CPLNG 4X20	22	65
920-6032	KANAFLEX SUCTION HOSE BAUER CPLNG 6X20	37	107
920-6035	KANAFLEX SUCTION HOSE BAUER CPLNG 8X20	129	256
920-6040	KANAFLEX SUCTION HOSE BAUER CPLNG 12X10	62	180
920-6041	KANAFLEX SUCTION HOSE BAUER CPLNG 12X20	99	294
920-6203	PVC SUCTION HOSE CAM CPLNG 2X20	19	52
920-6206	PVC SUCTION HOSE CAM CPLNG 3X20	28	81
920-6209	PVC SUCTION HOSE CAM CPLNG 4X20	31	65
920-6212	PVC SUCTION HOSE CAM CPLNG 6X20	20	59
920-6400	RUBBER SUCTION HOSE CAM CPLNG 1X20	14	39
920-6403	RUBBER SUCTION HOSE CAM CPLNG 2X20	19	52
920-6406	RUBBER SUCTION HOSE CAM CPLNG 3X20	26	78
920-6409	RUBBER SUCTION HOSE CAM CPLNG 4X20	69	205
920-6411	RUBBER SUCTION HOSE CAM CPLNG 6X10	44	129
920-6412	RUBBER SUCTION HOSE CAM CPLNG 6X20	70	138
920-6429	RUBBER SUCTION HOSE BAUER CPLNG 4X20	51	153
920-6432	RUBBER SUCTION HOSE BAUER CPLNG 6X20	58	114
920-6434	RUBBER SUCTION HOSE BAUER CPLNG 8X10	69	136
920-6435	RUBBER SUCTION HOSE BAUER CPLNG 8X20	105	209
920-6437	RUBBER SUCTION HOSE BAUER CPLNG 10X10	105	209
920-6440	RUBBER SUCTION HOSE BAUER CPLNG 12X10	86	169
920-6482	RUBBER SUCTION HOSE VICT CPLNG 6X20	7	20
920-6515	RUBBER SUCTION HOSE FLNG CPLNG 8X20	60	150
920-6518	RUBBER SUCTION HOSE FLNG CPLNG 10X20	89	236
920-6521	RUBBER SUCTION HOSE FLNG CPLNG 12X20	108	276
920-6530	RUBBER SUCTION HOSE FLNG CPLNG 16X20	149	445
920-6616	COMPOSITE DISCHARGE HOSE W/FLANGE 3X20	10	35
920-6623	COMPOSITE DISCHARGE HOSE W/FLANGE 4X10	28	85
920-6626	COMPOSITE DISCHARGE HOSE W/FLANGE 4X20	57	171
920-6636	COMPOSITE DISCHARGE HOSE W/FLANGE 6X20	75	217
920-6643	COMPOSITE DISCHARGE HOSE W/FLANGE 8X10	151	299
920-6646	COMPOSITE DISCHARGE HOSE W/FLANGE 8X20	88	259
920-6657	COMPOSITE DISCHARGE HOSE W/FLANGE 10X20	50	136
920-6663	COMPOSITE DISCHARGE HOSE W/FLANGE 12X10	45	135
920-6666	COMPOSITE DISCHARGE HOSE W/FLANGE 12X20	120	240
920-6803	CANVAS FIRE HOSE 1-1/2X50	8	24
920-6818	CANVAS FIRE HOSE 2-1/2X50	12	36
920-6827	CANVAS FIRE HOSE 3X50	12	26
920-7004	CHEMICAL HOSE W/SSTL CAMLOCK 1X20	29	84
920-7014	CHEMICAL HOSE W/SSTL CAMLOCK 2X20	52	154
920-7024	CHEMICAL HOSE W/SSTL CAMLOCK 3X20	70	205
920-7034	CHEMICAL HOSE W/SSTL CAMLOCK 4X20	86	256
920-7044	CHEMICAL HOSE W/SSTL CAMLOCK 6X20	101	308
920-7054	CHEMICAL HOSE W/SSTL FLANGE 2X20	41	119
920-7065	CHEMICAL HOSE W/SSTL FLANGE 3X20	70	205

920-7074	CHEMICAL HOSE W/SSTL FLANGE 4X20	86	256
920-7084	CHEMICAL HOSE W/SSTL FLANGE 6X20	101	308
920-7103	ORAFLEX DISCHARGE HOSE CAM CPLNG 2X50	20	54
920-7106	ORAFLEX DISCHARGE HOSE CAM CPLNG 3X50	28	81
920-7109	ORAFLEX DISCHARGE HOSE CAM CPLNG 4X50	32	80
920-7118	ORAFLEX DISCHARGE HOSE CAM CPLNG 6X50	58	122
920-7121	ORAFLEX DISCHARGE HOSE CAM CPLNG 8X50	95	268
920-7129	ORAFLEX DISCHARGE HOSE BAUER CPLNG 4X50	50	75
920-7132	ORAFLEX DISCHARGE HOSE BAUER CPLNG 6X50	60	120
920-7135	ORAFLEX DISCHARGE HOSE BAUER CPLNG 8X50	85	211
920-7218	ORAFLEX DISCHARGE HOSE FLNG CPLNG 10X50	58	155
920-7303	PVC DISCHARGE HOSE CAM CPLNG 2X50	8	24
920-7306	PVC DISCHARGE HOSE CAM CPLNG 3X50	12	36
920-7309	PVC DISCHARGE HOSE CAM CPLNG 4X50	18	54
920-7312	PVC DISCHARGE HOSE CAM CPLNG 6X50	69	205
920-7341	PVC DISCHARGE HOSE BAUER CPLNG 12X50	100	298
920-7402	RUBBER DISCHARGE HOSE CAM CPLNG 2X25	13	23
920-7403	RUBBER DISCHARGE HOSE CAM CPLNG 2X50	18	50
920-7406	RUBBER DISCHARGE HOSE CAM CPLNG 3X50	10	23
920-7408	RUBBER DISCHARGE HOSE CAM CPLNG 4X25	31	96
920-7409	RUBBER DISCHARGE HOSE CAM CPLNG 4X50	45	86
920-7412	RUBBER DISCHARGE HOSE CAM CPLNG 6X50	86	171
920-7435	RUBBER DISCHARGE HOSE BAUER CPLNG 8X50	86	169
920-7455	RUBBER DISCHARGE HOSE PIN CPLNG 3X25	10	24
920-7515	RUBBER DISCHARGE HOSE FLNG CPLNG 8X50	183	550
920-7518	RUBBER DISCHARGE HOSE FLNG CPLNG 10X50	145	434
920-7521	RUBBER DISCHARGE HOSE FLNG CPLNG 12X50	200	600
920-7705	OIL SUCT/DISCH HOSE FLNG CPLNG 2X20	52	154
920-7715	OIL SUCT/DISCH HOSE FLNG CPLNG 3X20	56	174
920-7720	OIL SUCT/DISCH HOSE 4XSPECIAL LE	45	132
920-7725	OIL SUCT/DISCH HOSE FLNG CPLNG 4X20	154	460
920-7735	OIL SUCT/DISCH HOSE FLNG CPLNG 6X20	86	256
920-7745	OIL SUCT/DISCH HOSE FLNG CPLNG 8X20	96	283
920-7755	OIL SUCT/DISCH HOSE FLNG CPLNG 10X20	116	341
920-7762	OIL SUCT/DISCH HOSE FLNG CPLNG 12X10	115	340
920-7765	OIL SUCT/DISCH HOSE FLNG CPLNG 12X20	151	443
920-7772	OIL SUCT/DISCH HOSE FLNG CPLNG 14X10	124	373
920-7903	STAINLESS STEEL HOSE MNPT CPLNG 3/4X50	10	30
920-7905	STAINLESS STEEL HOSE 1X20	19	52
920-7910	STAINLESS STEEL HOSE 1X50	29	72
920-7915	STAINLESS STEEL HOSE 2X20	40	120
920-7916	STAINLESS STEEL HOSE 2X20 W/300# FLNG	45	135
920-7925	STAINLESS STEEL HOSE 3X20	47	143
920-7933	STAINLESS STEEL HOSE 4X10	26	79
920-7935	STAINLESS STEEL HOSE 4X20	61	181
920-7943	STAINLESS STEEL HOSE 6X10	75	225
920-7945	STAINLESS STEEL HOSE 6X20	81	243

920-7955	STAINLESS STEEL HOSE 8X20	102	294
920-7975	STAINLESS STEEL HOSE 12X20	105	317
920-8144	HYDRAULIC HOSE 1X50	19	52
920-8154	HYDRAULIC HOSE 1-1/4X50	26	78
920-8164	HYDRAULIC HOSE 1-1/2X50	36	102
920-8225	CARBON STEEL HOSE W/FLANGE 6X20	92	183
920-8230	CARBON STEEL HOSE W/FLANGE 8X20	120	240
920-8458	RUBBER WATER HOSE W/GH FTGS 3/4X50	6	18
920-9012	TEST PIPE PLUG 8IN	3.3	14
920-9024	TEST PIPE PLUG 24IN	90	266
920-9062	MULTI SIZE TEST BALL UP TO 12	57	163
920-9066	MULTI SIZE TEST BALL UP TO 18	61	180
920-9068	MULTI SIZE TEST BALL UP TO 24	18	51
920-9072	MULTI SIZE TEST BALL UP TO 36	23	67
920-9074	MULTI SIZE TEST BALL UP TO 48	265	875
920-9162	TEST BALL LIFT LINE W/HOSE & GAUGES	15	25
921-1088	PCS OF ALUM PIPE 8X40 VICTAULIC	78	225
921-1128	PCS OF ALUM PIPE 12X40 VICTAULIC	95	295
921-1518	PCS OF CERTALOK PVC PIPING 6X20	5	14
921-1568	PCS OF CERTALOK PVC PIPING 12X20	13	35
921-1814	FT OF FUSEABLE HDPE PIPE 8	10	10
921-1816	FT OF FUSEABLE HDPE PIPE 10	3	3
921-1818	FT OF FUSEABLE HDPE PIPE 12	3.3	10
921-1820	FT OF FUSEABLE HDPE PIPE 14	2	6
921-1822	FT OF FUSEABLE HDPE PIPE 16	2	5
921-1824	FT OF FUSEABLE HDPE PIPE 18	3.3	12
921-1826	FT OF FUSEABLE HDPE PIPE 20	3	9
921-1854	HDPE PIPE W/BAUER CPLNG 6X20	35	35
921-1862	HDPE PIPE W/BAUER CPLNG 8X20	86	86
921-1924	HDPE PIPE W/FLANGE CPLNGS 8X40	255	255
921-1942	HDPE PIPE W/FLANGE CPLNG 12X40	69	69
921-1986	HDPE PIPE W/FLANGE CPLNG 24X50	225	675
921-2150	HDPE FLOAT TEE PIPE W/STRAINER 4	15	40
921-2152	HDPE FLOAT TEE PIPE W/ STRAINER 6	16	46
921-2156	HDPE FLOAT TEE PIPE W/ STRAINER 12	27	69
921-2164	HDPE FLOAT TEE PIPE W/ STRAINER 20	13	42
921-2168	HDPE FLOAT TEE PIPE W/ STRAINER 24	80	130
921-2180	HDPE FLOAT PIPE W/8 STRNR 8 FLNG	37	107
921-2188	HDPE RDC FLOAT PIPE W/16 STRNR 14 FLNG	53	163
921-2192	HDPE RDC FLOAT PIPE W/18 STRNR 12 FLNG	19	52
921-2228	HDPE FITTING 12X90 DEG	59	112
921-2238	HDPE FITTING 18X90 DEG	123	369
921-2270	HDPE TEE 12 INPUT BY VARIOUS OUTPUT	211	631
921-2530	PCS GALV STL PIPE W/BAUER CPLNG 8X20	94	94
921-2546	PCS GALV STL PIPE W/BAUER CPLNG 12X10	35	35
921-2584	BAUER ELBOW 6X45 DEG	22	65
921-2586	BAUER ELBOW 6X90 DEG	22	65

925-1714	AIR HOSE ASSY 3/8X50 CRWFT CPLNG	6	18
925-1715	AIR HOSE ASSY 3/8X50 QD CPLNG	20	54
925-1734	AIR HOSE ASSY 3/4X50 CRWFT CPLNG	8	24
925-1735	AIR HOSE ASSY 3/4X50 THOR CPLNG	20	57
925-1802	AIR HOSE ASSY 2X25	20	50
925-1808	AIR HOSE ASSY 2X25 HI PRESSURE	81	161
925-1811	AIR HOSE ASSY 2X50	25	60
925-1814	AIR HOSE ASSY 2X50 HI PRESSURE	35	69
925-1823	AIR HOSE ASSY 3X25	35	69
925-1829	AIR HOSE ASSY 3X25 HI PRESSURE	66	198
925-1832	AIR HOSE ASSY 3X50	86	255
925-1835	AIR HOSE ASSY 3X50 HI PRESSURE	86	255
925-2019	WHIP HOSE W/INLINE OILER 1/2	8	17
925-2103	WHIPCHECK CABLE H/H 1/2 TO 1-1/4	9	16
925-2173	AIR MANIFOLD 15 GAL W/8 OUTLETS	44	129
925-3109	PEDESTAL FAN 30"	44	145
925-3123	ROUND FLOOR FAN 36	44	145
925-3126	ROUND FLOOR FAN 42	65	180
925-3129	ROUND FLOOR FAN 48	55	140
925-3210	AIRMOVER AXIAL VENT BLOWER 12 IN ELEC	35	140
925-3250	AIRMOVER LOW PROFILE FAN	25	100
925-3260	AIRMOVER CARPET DRYER	25	100
925-3263	AXIAL FAN 25"	55	165
925-3265	HI VELOCITY AXIAL FAN 24-25"	25	75
925-3310	HEPA AIR SCRUBBER 500CFM	70	280
925-3312	HEPA AIR SCRUBBER 750CFM	85	340
925-3314	HEPA AIR SCRUBBER 1200 TO 1400CFM	100	400
925-3316	HEPA AIR SCRUBBER 2000CFM	120	460
925-3318	HEPA AIR SCRUBBER 2400CFM	120	460
925-3352	DEHUMIDIFIER LGR 60-80 PPD ELEC	50	200
925-3354	DEHUMIDIFIER LGR 130-200 PPD ELEC	100	350
925-3456	LPG/NG HEATER HOSE 1X50	14	38
925-3523	PROPANE RADIANT HEATER TANK TOP	12	25
925-4030	HEATER DUCT BLK 12X25 6P 300DEG	30	60
925-4125	HVAC DUCTING BLK 12X15 6P	10	25
925-4130	HVAC DUCTING BLK 12X25 6P	10	30
925-4145	HVAC DUCTING BLK 16X15 6P	15	40
925-4150	HVAC DUCTING BLK 16X25 6P	15	40
925-4155	HVAC DUCTING BLK 20X15 6P	15	40
925-4160	HVAC DUCTING BLK 20X25 6P	20	45
925-4170	HVAC DUCTING BLK 24X25 6P	20	45
925-4230	HI HEAT DUCT BLK 12X25 6P 400/500 DEG	30	60
925-4250	HI HEAT DUCT BLK 16X25 6P 400/500 DEG	50	100
925-4260	HI HEAT DUCT BLK 20X25 6P 400/500 DEG	45	125
925-4300	HVAC DUCTING YLW 8X15 6P	10	25
925-4305	HVAC DUCTING YLW 8X25 6P	10	25
925-4330	HVAC DUCTING YLW 12X25 6P	10	30

925-4340	HVAC DUCTING YLW 14X25 6P	15	40
925-4350	HVAC DUCTING YLW 16X25 6P	15	40
925-4360	HVAC DUCTING YLW 20X25 6P	20	45
925-4365	HVAC DUCTING YLW 24X25 6P	20	45
925-4398	HVAC DUCTING WHT 8X8	20	45
925-4400	HVAC DUCTING WHT 8X15 6P	10	25
925-4405	HVAC DUCTING WHT 8X25 6P	10	25
925-4412	HVAC DUCTING WHT 10X25	10	25
925-4416	HVAC DUCTING WHT 12X8 4P	20	45
925-4420	HVAC DUCTING WHT 12X10 6P	10	25
925-4421	HVAC DUCTING WHT 12X10 SOLID	10	25
925-4430	HVAC DUCTING WHT 12X25 6P	10	30
925-4432	HVAC DUCTING WHT/WHT 12X25 4P	10	30
925-4440	HVAC DUCTING WHT 14X25 6P	15	40
925-4443	HVAC DUCTING WHT 16X8 6P	20	45
925-4445	HVAC DUCTING WHT 16X15 6P	15	40
925-4450	HVAC DUCTING WHT 16X25 6P	15	40
925-4453	HVAC DUCTING WHT 18X25 6P	15	40
925-4454	HVAC DUCTING WHT 20X10 7P	15	40
925-4455	HVAC DUCTING WHT 20X15 6P	15	40
925-4456	HVAC DUCTING WHT 20X15 3P	15	40
925-4460	HVAC DUCTING WHT 20X25 6P	20	45
925-4462	HVAC DUCTING WHT/WHT 20X25 4P	20	45
925-4465	HVAC DUCTING BLUE 20X25 3P	20	45
925-4470	HVAC DUCTING BLUE 24X20 4P	20	45
925-4552	HVAC DUCT WYE ADAPTER 20	25	75
925-4663	HVAC DUCT WYE ADAPTER 20"X12"X12	23	37
925-4990	CEILING TILE 24X24 F/8 DUCT	2	5
925-5100	CEILING TILE ONLY 24X24 USED FOR 12IN DU	2	5
925-5105	CEILING TILE KIT 24X24 WITH 12IN DUCT	25	50
925-5110	CEILING TILE 24X24 USED FOR 16IN DUCT	2	5
925-5115	CEILING TILE KIT 24X24 WITH 16IN DUCT	35	75
930-100	TRASH CHUTE 30X4	20	20
930-2016	MULTI POSITION CART F/ROTARY HAMMER	35	105
930-2070	UTILITY CART/TRAILER NHS 4X6	37	106
930-2073	TILT DEBRIS CART 1/2 CU YD MANUAL	35	102
930-2076	TILT DEBRIS CART 1 CU YD MANUAL	38	149
930-2078	DRYWALL/PANEL CART	35	101
930-2220	HAND DOLLY W/O STRAP 400-700# CAP	14	27
930-2222	APPLIANCE DOLLY W/STRAP 500-700# CAP	19	52
930-2236	FURNITURE/PIANO DOLLY 4 SWIVEL WHEEL	26	78
930-2274	PALLET JACK	28	87
930-3006	HYDRAULIC BOTTLE JACK 12T	8	24
930-3015	HYDRAULIC BOTTLE JACK 22T	12	36
930-3060	HYDRAULIC TOE JACK 10T	30	75
930-3076	SCREW BOTTLE JACK 20 TON	12	36
930-3404	BEAM CLAMP F/4-12 BEAM 3T CAP	36	98

930-3406	BEAM CLAMP F/4-12 BEAM 5T CAP	43	128
930-3600	ROAD PLATE SWIVEL LIFTING RING 1.25IN	10	25
930-4016	ALUMINUM EXTENSION LADDER 32	30	90
930-4020	ALUMINUM EXTENSION LADDER 40	40	120
930-4068	WIDE STANCE ADJ LEG FBR EXT LADDER 24FT	33	95
930-4072	WIDE STANCE ADJ LEG FBR EXT LADDER 28FT	33	95
930-4074	FIBERGLASS EXTENSION LADDER 32	35	105
930-4082	FIBERGLASS EXTENSION LADDER 40	50	150
930-4084	WIDE STANCE ADJ LEG FBR EXT LADDER 40FT	55	165
930-4162	FIBERGLASS STEP LADDER 12	35	105
930-4166	FIBERGLASS STEP LADDER 16	50	150
930-4244	FIBERGLASS STEP LADDER W/CAGE 4FT	23	65
930-4246	FIBERGLASS STEP LADDER W/CAGE 6FT	23	65
930-4248	FIBERGLASS STEP LADDER W/CAGE 8FT	28	85
930-4250	FIBERGLASS STEP LADDER W/CAGE 10FT	33	95
930-4252	ADJ FBR STEP CAGE LADDER W/WHL 5-9FT	30	90
930-4254	ADJ FBR STEP CAGE LADDER W/WHL 8-14FT	35	100
930-4256	SECTIONS OF TANK LADDER 5	10	20
930-4310	ALUMINUM LADDER PLANK 16	25	75
930-4312	ALUMINUM LADDER PLANK 20	33	90
930-4314	ALUMINUM LADDER PLANK 24	35	105
930-6010	SET OF PALLET FORKS 72 CL2	47	110
930-6030	SET OF PALLET FORKS 72 CL3	47	117
930-6036	SET OF PALLET FORKS 96 CL3	38	111
930-6073	FORK EXTENSION (SET OF 2) 72IN	35	86
930-6076	FORK EXTENSION (SET OF 2) 96IN (BLUE)	25	75
930-6080	SET OF PALLET FORKS F/BUCKETS	52	121
930-6095	CARPET POLE ATTACHMENT	32	125
930-6140	TELEHANDLER BLOCK FORK 48	35	69
930-6160	SKIDSTEER FORK FRAME SET 36 CL2	47	137
930-6164	SKIDSTEER FRAME & FORK SET 42	52	121
930-6166	SKIDSTEER FRAME & FORK SET 48 CL2	52	121
930-6250	LIFT-N-TOW F/FORKLIFT VAR CAP 4-10K HOOK	20	80
930-6252	SWIVEL LIFTING HOOK F/FORKLIFT VAR CAP	75	225
930-6260	BOOM ARM F/HANDLER 8-15 4K MAX	120	250
930-6265	TELESCOPING BOOM F/FORKLIFT 42-139	95	245
930-6267	AERIAL LIFT CRIBBING BLOCK 0-8 STEP	178	710
930-6272	GLASS PANEL CRADLE KIT F/BOOM LIFT	41	94
930-6281	PLATFORM RAIL PADDING F/AERIAL LIFT	15	45
930-6510	SOLID TIRE F/SKIDSTEER	86	171
930-6524	TURF/FLOAT TIRE F/TELEHANDLER	42	185
930-7636	FORK SLIP ON BUCKET SMOOTH 72IN 1-1/2YD	33	132
930-7642	FORK SLIP ON BUCKET SMOOTH 96IN 1-3/4YD	50	125
930-7761	SKIDSTEER/CRAWLER BUCKET SMOOTH 66-68IN	56	201
930-7763	SKIDSTEER/CRAWLER BUCKET SMOOTH 72-74IN	70	211
930-7778	SKIDSTEER/CRAWLER BUCKET TOOTH 66-68IN	69	255
930-7781	SKIDSTEER/CRAWLER BUCKET TOOTH 72-74IN	70	211



930-7796	SKIDSTEER SCREENING RAKE/BUCKET 72-78	75	225
930-7912	EXCAVATOR THUMB ATTACHMENT HYDRAULIC	129	340
930-9110	GROUND PROTECTION MAT 4X8 DUAL SIDE	20	40
930-9115	GROUND PROTECTION MAT 10X7 DUAL SIDE	40	50
930-9117	GROUND PROTECTION MAT HD 14X7 DUAL SIDE	45	55
930-9130	GROUND PROTECTION MAT TOOL KIT	24	69
930-9140	GROUND MAT RAMP F/10X7 36 UNDER FLANGE	5	10
930-9141	GROUND MAT RAMP F/10X7 36 OVER FLANGE	5	10
930-9522	SUCTION CUP 8	29	62
931-5002	SCAFFOLD STEP FRAME 1-5/8 5X3	7	12
931-5004	SCAFFOLD STEP FRAME 1-5/8 5X5	12	19
931-5028	SCAFFOLD LADDER FRAME 1-5/8 28X6	6	12
931-5035	SCAFFOLD WALK THRU FRAME 1-5/8 5X6.5	5	9
931-5050	SCAFFOLD CROSS BRACE W/HOLE 7X27 SPACE	3.3	8
931-5054	SCAFFOLD CROSS BRACE W/HOLE 10X27 SPACE	2	4
931-5056	SCAFFOLD CROSS BRACE W/NOTCH 10X27 SPACE	8	10
931-5092	SCAFFOLD OUTRIGGER 30	3.3	8
931-5103	SCAFFOLD LEVELING JACK W/O BASE PLATE	4	7
931-5106	SCAFFOLD LEVELING JACK W/BASE PLATE	8	11
931-5142	SCAFFOLD END SAFETY PANEL W/TOEBOARD 5	3.3	8
931-5146	SCAFFOLD SIDE SAFETY PANEL 7	3.3	8
931-5148	SCAFFOLD SIDE SAFETY PANEL 10	3.3	8
931-5156	SCAFFOLD SIDE TOEBOARD 7	0.87	2.56
931-5160	SCAFFOLD SIDE TOEBOARD 10	3	7
931-5176	SCAFFOLD CASTER 8	8	12
931-5190	SHORING POST ADJ 6-10 FT	29	62
931-5193	SHORING POST ADJ 7-11 FT	29	62
931-5210	SCAFFOLD WALKBOARD 7	8	14
931-5215	SCAFFOLD WALKBOARD 10	14	28
931-5250	UTILITY SCAFFOLD FRAME 65X29	12	19
931-5252	UTILITY SCAFFOLD ARM BRACE 6	10	29
931-5254	UTILITY SCAFFOLD CASTER 5	2.2	3.3
931-5260	UTILITY SCAFFOLD DECK WOOD 6	10	22
931-5408	EA POLE F/ALUM PUMP JACK SYST 24	17	49
931-5410	EA PUMP JACK F/ALUM PUMP JACK SYST	19	72
931-5423	NEST ALUM LADDER PLANK 20X16	24	96
931-5426	NEST ALUM LADDER PLANK 20X24	30	108
940-160	CABLE 10/4 50FT 30A	4	12
940-265	CABLE 8/5 50FT BARE	12	12
940-516	CABLE 2 50FT CAMLOCK 5 BANDED	43	87
940-570	FEMALE PIGTAIL 2 UNDER 10FT	8	20
940-571	FEMALE PIGTAIL 2 UNDER 10FT 5 BANDED	11	21
940-575	MALE PIGTAIL 2 UNDER 10FT	8	20
940-576	MALE PIGTAIL 2 UNDER 10FT 5 BANDED	11	21
940-715	CABLE 2/0 50FT CAMLOCK	30	77
940-720	CABLE 2/0 100FT CAMLOCK	49	112
940-770	FEMALE PIGTAIL 2/0 UNDER 10FT	3.3	7

940-775	MALE PIGTAIL 2/0 UNDER 10FT	3	8
940-810	CABLE 4/0 25FT CAMLOCK	5	10
940-815	CABLE 4/0 50FT CAMLOCK	25	72
940-820	CABLE 4/0 100FT CAMLOCK	38	80
940-870	FEMALE PIGTAIL 4/0 UNDER 10FT	3	8
940-880	MALE PIGTAIL 4/0 UNDER 10FT	2	8
940-2120	DISTRO BOX 100A CAM SET IN/5X20A OUT	80	200
940-2123	DISTRO BOX 100A CAM SET IN/12X20A OUT	77	117
940-2256	DISTRO BOX 200A CAM SET IN/6X50A CS	80	200
940-2305	DISTRO BOX 400A CAM SET IN/6X50A CS	147	586
940-2312	DISTRO BOX 400A CAM SET IN/10X50A CS	218	633
940-2514	SPIDER BOX CABLE 6/4 50FT 50A CS	26	78
940-2516	SPIDER BOX CABLE 6/4 100FT 50A CS	40	100
940-2520	SPIDER BOX 50A CS IN/6X20A STR/1X30A TL	65	160
940-2610	QUAD BOX STRING 3 BOX 20A 50' W/L2120	28	66
940-2626	QUAD BOX STRING 3 BOX 30A 50' W/L2130	41	115
940-2640	QUAD BOX CABLE 12/5 50FT L2120	16	41
940-2642	QUAD BOX CABLE 12/5 100FT L2120	30	58
940-2652	QUAD BOX CABLE 10/5 50FT L2130	17	44
940-2654	QUAD BOX CABLE 10/5 100FT L2130	26	61
940-2714	EXTENSION CORD 12/3 50FT	12	26
940-2716	EXTENSION CORD 12/3 100FT	19	35
940-2724	EXTENSION CORD 10/3 50FT 15AMP NEMA 5-15	9	17
940-2970	CABLE RAMP	26	44
940-5000	DRONE BATTERY 1 (RR)	60	240
940-5020	DRONE BATTERY 2 (RR)	40	160
940-5040	DRONE BATTERY 3 (RR)	20	80
940-5060	DRONE ACCESSORY 1 (RR)	20	90
940-5080	DRONE ACCESSORY 2 (RR)	10	50

DELIVERY each way for non contracted items

131.25

# COMPETITIVE SOLICITATION & RENEWAL FORM

**SUMMARY SECTION – To Be Completed by the Requesting Department**

**TITLE OF SOLICITATION** Heavy Equipment Rental

**DESCRIPTION OF PURCHASE:**  
DESCRIPTION / JUSTIFICATION FOR PURCHASE / TIMING CONSIDERATIONS / SERVICE LEVEL IMPACT IF NOT APPROVED

Fleet Services Bureau would like to request an annual amount of \$450,000 for short-term rental of heavy equipment. This contract would be for two years with three one-year renewal options. Short-term heavy equipment rentals are needed by many departments to accomplish the daily operations when regular heavy equipment breaks down or new equipment delivery is delayed by supply chain or other production issues. Rental equipment can also be used for emergency response or catastrophic events.

COMPLETED SOLICITATION TEMPLATE ATTACHED:  Yes  No

PRE-BID/PROPOSAL MEETING:  Yes  No MANDATORY:  Yes  No ESTIMATED VALUE: \$450,000.00

DEPT CONTACT: Luis Mercado TEL: 562-570-5410

LOCATION: Fleet Services

ACCOUNT STRING: 6230-41-22-2208-220805-22800-220803-00000- GRANT:  Yes  No

PROJECT STRING: \_\_\_\_\_

**DEPARTMENT APPROVAL**

DIRECTOR (PRINT): Kevin Riper DATE: \_\_\_\_\_

DIRECTOR SIGNATURE: Amanda Hall Digitally signed by Amanda Hall  
Date: 2022.07.08 06:54:21 -07'00'

**AWARD SECTION – To Be Completed by the Purchasing Division**

SOLICITATION NUMBER: ITBFM 22-163 PLANETBIDS POSTED DATE: 9/21

ADVERTISED DATE: 9/27 PRE-BID/PROPOSAL (JOB WALK) DATE (IF APPLICABLE): \_\_\_\_\_

QUESTION DATE: 10/11 ANSWER DATE: 10/17

CLOSING DATE: 12/8 NOI POSTED DATE: 1/17

**TOTAL NUMBER OF – Fill in the Quantity for Each Category Below**

NOTIFIED POTENTIAL BIDDERS/PROPOSERS: 13 LB (LOCAL) NOTIFIED: 2

DOWNLOADS: 2 LB (LOCAL) DOWNLOADS: 2 (~~2~~)

RESPONSES RECEIVED: 3

MBEs: 2 LB (LOCAL): 0

WBEs: 2 NON: MBEs, WBEs, SBEs, LB (LOCAL): \_\_\_\_\_

SBEs: 3

*Corporation out of state - locations in LB/CA/ESON*

**PIGGYBACK/COOPERATIVE PURCHASE**  
(Government agency or cooperative organization used): \_\_\_\_\_ CONTRACT #: \_\_\_\_\_

<b>PROTEST</b> <input type="checkbox"/> Yes <input type="checkbox"/> No	<b>SBE</b> <input type="checkbox"/> Yes <input checked="" type="checkbox"/> No	<b>LOCAL PREFERENCE</b> <input type="checkbox"/> Yes <input checked="" type="checkbox"/> No	<b>CITY COUNCIL</b> <input checked="" type="checkbox"/> Yes <input type="checkbox"/> No	<b>LABOR COMPLIANCE</b> <input type="checkbox"/> Yes <input checked="" type="checkbox"/> No	<b>FIRST SOURCE</b> <input type="checkbox"/> Yes <input checked="" type="checkbox"/> No	<b>PLA</b> <input type="checkbox"/> Yes <input checked="" type="checkbox"/> No
--	---	--	--	--	--	---

(CONTINUED)

January 16, 2023

RE: NOTICE OF INTENT TO AWARD  
Invitation to Bid # ITB FM 22-163

The City of Long Beach has completed the evaluation of Invitation to Bid # ITB FM 22-163 to furnish and delivery Heavy Duty Equipment Rental. Three (3) bids were received and evaluated for responsiveness. A bid recap has been posted to the City's on-line bidding site. It is the City's intent to award to **HERC Rentals, Inc. of Bonita Sprints, FL (location in Carson, CA) and United Rentals (North America) Inc. of Stamford, CT (location in Long Beach, CA)**

Thank you for your participation in the procurement process. The City of Long Beach regards your firm as an important and valuable provider of goods and/or services. If I can answer any further questions, please feel free to contact me at 562-570-6020 or [purchasingbids@longbeach.gov](mailto:purchasingbids@longbeach.gov)

Yours truly,

*Michelle King*

Michelle King  
Buyer II

NOTE: This intent does not constitute an award. The awarded vendor will receive a purchase order from the City of Long Beach. Work shall not commence without a signed purchase order.

3. 23-0150 Recommendation to approve the minutes for the City Council meeting of Tuesday, February 7, 2023.

**A motion was made to approve recommendation on the Consent Calendar.**

4. 23-0151 Recommendation to refer to City Attorney damage claims received between February 6, 2023 and February 13, 2023.

**A motion was made to approve recommendation on the Consent Calendar.**

5. 23-0152 Recommendation to authorize City Manager, or designee, to execute a contract amendment to Contract ML16017 for Local Government Match Program funding with the Mobile Source Air Pollution Reduction Review Committee through the South Coast Air Quality Management District to extend the term of the contract to May 4, 2029. (Citywide)

**A motion was made to approve recommendation on the Consent Calendar.**

6. 23-0153 Recommendation to adopt Specifications No. ITB FS22-163 and award contracts to HERC Rentals, Inc., of Bonita Springs, FL, and United Rentals (North America), Inc., of Stamford, CT, for the rental of heavy-duty equipment, in an annual aggregate amount of \$850,000, with a 15 percent annual contingency amount of \$127,500, for a total annual aggregate amount not to exceed \$977,500, for a period of two years, with the option to renew for three additional one-year periods, at the discretion of the City Manager; and, authorize City Manager, or designee, to execute all documents necessary to enter into the contracts, including any necessary subsequent amendments; and

Increase appropriation in the Fleet Services Fund Group in the Financial Management Department by \$250,000, offset by funds available generated by revenue collected from user departments through the Fleet Memorandum of Understanding (MOU). (Citywide)



**Herc Rentals**  
27500 Riverview Center Blvd  
Bonita Springs, FL 34134  
HercRentals.com

---

October 24th, 2022

City of Long Beach  
C/O City Clerk  
Attn: Michelle King  
411 West Ocean Boulevard, 1st Floor  
Long Beach, CA 90802

RE: ITB FS-22-163 Heavy Equipment Rental

To Whom it May Concern,

Thank you for giving Herc Rentals the opportunity to provide information regarding the above-mentioned Bid.

Enclosed for your review are the following:

- One (1) Original Signed Bid Document

If you have any questions please feel free to contact William Cochlin, Government Sales Specialist at (562) 305-2366 or you may contact me directly at (239) 301-1678 or [Danny.Tague@hercrentals.com](mailto:Danny.Tague@hercrentals.com).

Regards,

Danny Tague  
Sales Analyst