

OFFICE OF THE CITY ATTORNEY
ROBERT E. SHANNON, City Attorney
333 West Ocean Boulevard, 11th Floor
Long Beach, CA 90802-4664

1
2
3
4
5
6
7
8
9
10
11
12
13
14
15
16
17
18
19
20
21
22
23
24
25
26
27
28

SECOND AMENDMENT TO CONTRACT NO. 30422

30422

THIS SECOND AMENDMENT TO CONTRACT NO. 30422 is made and entered, in duplicate, as of January 7, 2009 for reference purposes only, pursuant to a minute order adopted by the City Council of the City of Long Beach at its meetings held on December 4, 2007 and January 6, 2009, by and between SULLY-MILLER CONTRACTING COMPANY, a Delaware corporation ("Contractor"), whose address is 1100 E. Orangethorpe Avenue, Suite 200, Anaheim, California 92801, and the CITY OF LONG BEACH, a municipal corporation ("City").

WHEREAS, the parties entered Contract No. 30422 whereby Contractor agreed to perform the work described in Plans & Specifications No. R-6738; and

WHEREAS, the parties desire to increase the unit prices;

NOW, THEREFORE, in consideration of the mutual terms and conditions herein contained, the parties agree as follows:

1. Exhibit "A" to the Agreement is hereby replaced in its entirety with Exhibit "A-1", attached hereto and incorporated by this reference, effective January 1, 2009.
2. Except as expressly modified herein, all of the terms and conditions contained in Contract No. 30422 are ratified and confirmed and shall remain in full force and effect.

///
///
///
///
///
///
///
///

1
2
3
4
5
6
7
8
9
10
11
12
13
14
15
16
17
18
19
20
21
22
23
24
25
26
27
28

IN WITNESS WHEREOF, the parties have caused this document to be duly executed with all formalities required by law as of the date first stated above.


SULLY-MILLER CONTRACTING COMPANY, a Delaware corporation

JANUARY 16, 2009, 2009

By 
VICE President

MIKE EDWARDS
(Type or Print Name)

JANUARY 16, 2009, 2009

By 
ASSISTANT Secretary

GARY DOWNEY
(Type or Print Name)

"Contractor"

CITY OF LONG BEACH, a municipal corporation

Jan 30, 2009

By 
Assistant City Manager


City Manager
EXECUTED PURSUANT
TO SECTION 301 OF
THE CITY CHARTER.

"City"

This Second Amendment to Contract No. 30422 is approved as to form on

January 21, 2009.

ROBERT E. SHANNON, City Attorney

By 
Deputy

OFFICE OF THE CITY ATTORNEY
ROBERT E. SHANNON, City Attorney
333 West Ocean Boulevard, 11th Floor
Long Beach, CA 90802-4664

CALIFORNIA ALL-PURPOSE ACKNOWLEDGEMENT

STATE OF CALIFORNIA

COUNTY OF ORANGE




On January 19, 2009 before me, M. Hidalgo, personally appeared Mike Edwards and Gary Downey

who proved to me on the basis of satisfactory evidence to be the person(s) whose name(s) ~~is~~are subscribed to the within instrument and acknowledged to me that ~~he~~~~she~~they executed the same in ~~his~~~~her~~their authorized capacity(ies), and that by ~~his~~~~her~~their signature(s) on the instrument the person(s), or the entity upon behalf of which the person(s) acted, executed the instrument.

I certify under PENALTY OF PERJURY under the laws of the State of California that the foregoing paragraph is true and correct.

WITNESS my hand and official seal



Notary Seal

Signature

M. Hidalgo
M. Hidalgo, Notary Public

OPTIONAL

Description of Attached Document

Title or Type of Document: Second Amendment to Contract No. 30422

Document Date: January 16, 2009 Number of Pages: 1

Signer(s) Other Than Named Above: _____

Capacity(ies) Claimed by Signer(s):

Signer's Name Mike Edwards Signer's Name Gary Downey

- Individual
- Corporate Officer – Title(s) Vice President
- Partner – Limited/General _____
- Attorney In Fact _____ Right Thumbprint of Signer
- Trustee _____
- Guardian or Conservator _____
- Other _____

- Individual
- Corporate Officer – Title(s) Assistant Secretary
- Partner – Limited/General _____
- Attorney In Fact _____ Right Thumbprint of Signer
- Trustee _____
- Guardian or Conservator _____
- Other _____

Signer is Representing: SULLY-MILLER CONTRACTING COMPANY

CERTIFICATE OF INCUMBENCY AND RESOLUTION

I, Dave Martinez, do hereby certify that I am the President of Sully-Miller Contracting Company, a Delaware corporation, and that as such I have access to and custody of the corporate records and minute books of said corporation.

And I do hereby further certify that the following persons are duly elected officers of said corporation.


<u>TITLE</u>	<u>NAME</u>
Chairman of the Board	James Weeks
President	Dave Martinez
Chief Financial Officer/Treasurer & Vice President	Tim P. Orchard
Vice President	Bob Stone
Vice President	Mike Edwards
Secretary	Anthony Martino
Assistant Secretary	George Aldrich
Assistant Secretary	Mary Lawson
Assistant Secretary	Gary Downey

I further certify that the following is a true and correct copy of a resolution duly adopted by the Board of Directors of said Company at a meeting held on April 25, 2005, and that this resolution has not been in any way rescinded, annulled, or revoked but the same is still in full force and effect:

“(AUTHORITY TO EXECUTIVE BIDS AND CONTRACTS)”

Resolved, that any officer or assistant officer of this Company be and each of them is hereby authorized to execute in the name and on behalf of this Company under its corporate seal any and all proposals for the sale of products, merchandise and services of this Company and any bids and performance bonds required in connection therewith, to the United States, and of the State, territories and dependencies of the United States, the District of Columbia, cities, towns, townships, counties, school districts, and to the department, political subdivisions, agencies or wholly-owned corporations thereof, or to any other person.”

IN WITNESS WHEREOF, I have hereunto set my hand and affixed the corporate seal this 7th day of April 2008.



Dave Martinez, President
Sully-Miller Contracting Company
1100 E. Orangethorpe Avenue, Ste. 200
Anaheim, Ca. 92801

(SEAL)

EXHIBIT “A-1”

Revised Contract Unit Prices for 2009

Item No.	Description	Type	Min. Quantity	Max Quantity	UOM	2008 Unit Price	2009 Unit Price
1	Adjust City Manhole Frame and Cover	AdjMH	1.00	Unlimited	Ea	\$250.00	\$271.65
2	Adjust L.A.C.S.D. Manhole Frame and Cover	AdjMH	1.00	Unlimited	Ea	\$200.00	\$217.32
3	Reconstruct Manhole Frame & Cover	CIOut	1.00	Unlimited	Ea	\$250.00	\$271.65
4	Manhole Step	MH ST	1.00	Unlimited	Ea	\$38.00	\$41.29
5	Adjust Water Valve and Meter Box & Cover	AdjWV	1.00	Unlimited	Ea	\$70.00	\$76.06
6	Reconstruct Water Valve & Cover	AdjVI	1.00	Unlimited	Ea	\$170.00	\$184.72
7	Adjust Gas Valve Box & Cover	AdjGV	1.00	Unlimited	Ea	\$75.00	\$81.50
8	Replace Pull Box	PullB	1.00	Unlimited	Ea	\$180.00	\$195.59
9	Replace Traffic Signal Pull Box	TSPBx	1.00	Unlimited	Ea	\$350.00	\$380.31
10	Survey Monument Type C with Casting & Cover	Smonu	1.00	Unlimited	Ea	\$115.00	\$124.96
11	Install Survey Monument Casting & Cover	INSTMONU	1.00	Unlimited	Ea	\$275.00	\$298.82
12	Adjust Survey Casting & Cover	Adjsv	1.00	Unlimited	Ea	\$95.00	\$103.23
13	Survey Bench Mark, Type 1	SurT1	1.00	Unlimited	Ea	\$115.00	\$124.96
14	Curb Drain	CrbDr	1.00	Unlimited	Ea	\$50.00	\$54.33
15	sawcut PCC or Bituminous Pavement to 10 in. Depth	Sawct	1.00	100	LF	\$4.50	\$4.89
16	sawcut PCC or Bituminous Pavement to 10 in depth	Sawct	101.00	200	LF	\$3.75	\$4.07
17	sawcut PCC or Bituminous Pavement to 10 in depth	Sawct	201.00	500	LF	\$3.00	\$3.26
18	sawcut PCC or Bituminous Pavement to 10 in depth	Sawct	501.00	Unlimited	LF	\$3.00	\$3.26
19	Concrete Removal	PccRe	0.50	1.5	CY	\$400.00	\$434.64
20	Concrete Removal	PccRe	1.60	3	CY	\$140.00	\$152.12
21	Concrete Removal	PccRe	3.10	5	CY	\$135.00	\$146.69
22	Concrete Removal	PccRe	5.10	10	CY	\$85.00	\$92.36
23	Concrete Removal	PccRe	10.10	20	CY	\$75.00	\$81.50
24	Concrete Removal	PccRe	20.10	50	CY	\$70.00	\$76.06
25	Concrete Removal	PccRe	50.10	Unlimited	CY	\$70.00	\$76.06
26	Bituminous Pavement Rem.	BitRe	0.50	1.5	CY	\$400.00	\$434.64
27	Bituminous Pavement Rem.	BitRe	1.60	3	CY	\$200.00	\$217.32
28	Bituminous Pavement Rem.	BitRe	3.10	5	CY	\$125.00	\$135.83
29	Bituminous Pavement Rem.	BitRe	5.10	10	CY	\$80.00	\$86.93
30	Bituminous Pavement Rem.	BitRe	10.10	20	CY	\$62.00	\$67.37
31	Bituminous Pavement Rem.	BitRe	20.10	50	CY	\$55.00	\$59.76
32	Bituminous Pavement Rem.	BitRe	50.10	Unlimited	CY	\$53.00	\$57.59
33	Cold Milling Asphalt Concrete Pavement, 6 ft. Wide, 1 in. Average Depth	Cmill	500.00	1000	SY	\$2.80	\$3.04
34	Cold Milling Asphalt Concrete Pavement, 6 ft. Wide, 1 in. Average Depth	Cmill	1,001.00	2000	SY	\$1.80	\$1.96
35	Cold Milling Asphalt Concrete Pavement, 6 ft. Wide, 1 in. Average Depth	Cmill	2,001.00	3000	SY	\$1.10	\$1.20
36	Cold Milling Asphalt Concrete Pavement, 6 ft. Wide, 1 in. Average Depth	Cmill	3,001.00	Unlimited	SY	\$1.00	\$1.09
37	Cold Milling Asphalt Concrete Pavement, 6 ft. Wide, 2 in. Average Depth	Cmill	500.00	1000	SY	\$5.00	\$5.43
38	Cold Milling Asphalt Concrete Pavement, 6 ft. Wide, 2 in. Average Depth	Cmill	1,001.00	2000	SY	\$3.20	\$3.48
39	Cold Milling Asphalt Concrete Pavement, 6 ft. Wide, 2 in. Average Depth	Cmill	2,001.00	3000	SY	\$2.20	\$2.39
40	Cold Milling Asphalt Concrete Pavement, 6 ft. Wide, 2 in. Average Depth	Cmill	3,001.00	Unlimited	SY	\$2.00	\$2.17
41	Cold Milling Asphalt Concrete Pavement, 1 ft. Wide, 2 in. Average Depth	Cmill	10.00	30	SY	\$25.00	\$27.17
42	Cold Milling Asphalt Concrete Pavement, 1 ft. Wide, 2 in. Average Depth	Cmill	31.00	60	SY	\$10.00	\$10.87

43	Cold Milling Asphalt Concrete Pavement, 1 ft. Wide, 2 in. Average Depth	Cmill	61.00	100	SY	\$6.50	\$7.06
44	Cold Milling Asphalt Concrete Pavement, 1 ft. Wide, 2 in. Average Depth	Cmill	101.00	500	SY	\$3.00	\$3.26
45	Cold Milling Asphalt Concrete Pavement, 1 ft. Wide, 2 in. Average Depth	Cmill	501.00	Unlimited	SY	\$1.50	\$1.63
46	Pavement Grinding, 6 in. Wide, 1 in. Average Depth	Grind	10.00	30	LF	\$20.00	\$21.73
47	Pavement Grinding, 6 in. Wide, 1 in. Average Depth	Grind	31.00	60	LF	\$13.00	\$14.13
48	Pavement Grinding, 6 in. Wide, 1 in. Average Depth	Grind	61.00	100	LF	\$4.00	\$4.35
49	Pavement Grinding, 6 in. Wide, 1 in. Average Depth	Grind	101.00	500	LF	\$1.40	\$1.52
50	Pavement Grinding, 6 in. Wide, 1 in. Average Depth	Grind	501.00	Unlimited	LF	\$1.30	\$1.41
51	Unclass Ex	UncEx	1.00	10	CY	\$130.00	\$141.26
52	Unclass Ex	UncEx	11.00	50	CY	\$45.00	\$48.90
53	Unclass Ex	UncEx	51.00	100	CY	\$33.00	\$35.86
54	Unclass Ex	UncEx	101.00	Unlimited	CY	\$33.00	\$35.86
55	Root Pruning, 14 in deep	RootP	6.00	50	LF	\$15.00	\$16.30
56	Root Pruning, 14 in deep	RootP	51.00	150	LF	\$13.00	\$14.13
57	Root Pruning, 14 in deep	RootP	151.00	Unlimited	LF	\$13.00	\$14.13
58	Root Pruning, 26 in. Deep	RootP	6.00	50	LF	\$19.00	\$20.65
59	Root Pruning, 26 in. Deep	RootP	51.00	150	LF	\$19.00	\$20.65
60	Root Pruning, 26 in. Deep	RootP	151.00	Unlimited	LF	\$18.00	\$19.56
61	Tree Pruning	TreeP	1.00	5	Ea	\$200.00	\$217.32
62	Tree Pruning	TreeP	6.00	Unlimited	Ea	\$200.00	\$217.32
63	Tree Removal up to 24 in. Diameter Trunk	TrRem	1.00	Unlimited	Ea	\$300.00	\$325.98
64	Tree Removal 25 in. to 36 in. Diameter Trunk	TrRem	1.00	Unlimited	Ea	\$700.00	\$760.62
65	Imported Borrow	Borw	1.00	10	CY	\$7.00	\$7.61
66	Imported Borrow	Borw	11.00	50	CY	\$7.00	\$7.61
67	Import Borrow	Borw	51.00	10	CY	\$7.00	\$7.61
68	Slurry Backfill	Slurry	1.00	5	CY	\$90.00	\$97.79
69	Slurry Backfill	Slurry	6.00	10	CY	\$60.00	\$65.20
70	Slurry Backfill	Slurry	11.00	30	CY	\$55.00	\$59.76
71	Slurry Backfill	Slurry	31.00	Unlimited	CY	\$55.00	\$59.76
72	Crushed Misc. Base 6 in. Thick	CMB 6	1.00	400	SF	\$2.50	\$2.72
73	Crushed Misc. Base 6 in. Thick	CMB 6	401.00	1000	SF	\$1.00	\$1.09
74	Crushed Misc. Base 6 in. Thick	CMB 6	1,001.00	2000	SF	\$1.00	\$1.09
75	Crushed Misc. Base 6 in. Thick	CMB 6	2,001.00	Unlimited	SF	\$0.70	\$0.76
76	Crushed Misc. Base 8 in. Thick	CMB 8	1.00	400	SF	\$3.00	\$3.26
77	Crushed Misc. Base 8 in. Thick	CMB 8	401.00	1000	SF	\$1.40	\$1.52
78	Crushed Misc. Base 8 in. Thick	CMB 8	1,001.00	2000	SF	\$1.00	\$1.09
79	Crushed Misc. Base 8 in. Thick	CMB 8	2,001.00	Unlimited	SF	\$0.70	\$0.76
80	Crushed Misc. Base 10 in. Thick	CMB 10	1.00	400	SF	\$4.00	\$4.35
81	Crushed Misc. Base 10 in. Thick	CMB 10	401.00	1000	SF	\$1.50	\$1.63
82	Crushed Misc. Base 10 in. Thick	CMB 10	1,001.00	2000	SF	\$0.70	\$0.76
83	Crushed Misc. Base 10 in. Thick	CMB 10	2,001.00	Unlimited	SF	\$0.70	\$0.76
84	Crushed Misc. Base More Than 10 in. Thick	CMB +	1.00	5	CY	\$38.00	\$41.29
85	Crushed Misc. Base More Than 10 in. Thick	CMB +	6.00	10	CY	\$30.00	\$32.60
86	Crushed Misc. Base More Than 10 in. Thick	CMB +	11.00	25	CY	\$27.00	\$29.34
87	Crushed Misc. Base More Than 10 in. Thick	CMB +	26.00	Unlimited	CY	\$25.00	\$27.17
88	Sand Base	SandB	1.00	5	CY	\$25.00	\$27.17

89	Sand Base	SandB	6.00	10	CY	\$23.00	\$24.99
90	Sand Base	SandB	11.00	Unlimited	CY	\$23.00	\$24.99
91	Slurry Seal	Slurry	1.00	10	ELT	\$475.00	\$516.14
92	Slurry Seal	Slurry	11.00	Unlimited	ELT	\$300.00	\$325.98
93	Crack Preparation	CrkPr	100.00	500	LF	\$0.90	\$0.98
94	Crack Preparation	CrkPr	501.00	1000	LF	\$0.90	\$0.98
95	Crack Preparation	CrkPr	1,001.00	3000	LF	\$0.70	\$0.76
96	Crack Preparation	CrkPr	3,001.00	5000	LF	\$0.60	\$0.65
97	Crack Preparation	CrkPr	5,001.00	Unlimited	LF	\$0.50	\$0.54
98	Asphalt Concrete Pavement Blade or Hand Placed, 2 in. Thick	AC 2	1.00	100	SF	\$14.00	\$15.21
99	Asphalt Concrete Pavement Blade or Hand Placed, 2 in. Thick	AC 2	101.00	400	SF	\$3.25	\$3.53
100	Asphalt Concrete Pavement Blade or Hand Placed, 2 in. Thick	AC 2	401.00	1000	SF	\$2.25	\$2.44
101	Asphalt Concrete Pavement Blade or Hand Placed, 2 in. Thick	AC 2	1,001.00	2000	SF	\$2.00	\$2.17
102	Asphalt Concrete Pavement Blade or Hand Placed, 2 in. Thick	AC 2	2,001.00	3000	SF	\$2.00	\$2.17
103	Asphalt Concrete Pavement Blade or Hand Placed, 2 in. Thick	AC 2	3,001.00	Unlimited	SF	\$2.00	\$2.17
104	Asphalt Concrete Pavement Blade or Hand Placed, 3 in. Thick	AC 3	1.00	100	SF	\$14.00	\$15.21
105	Asphalt Concrete Pavement Blade or Hand Placed, 3 in. Thick	AC 3	101.00	400	SF	\$3.90	\$4.24
106	Asphalt Concrete Pavement Blade or Hand Placed, 3 in. Thick	AC 3	401.00	1000	SF	\$2.20	\$2.39
107	Asphalt Concrete Pavement Blade or Hand Placed, 3 in. Thick	AC 3	1,001.00	2000	SF	\$2.20	\$2.39
108	Asphalt Concrete Pavement Blade or Hand Placed, 3 in. Thick	AC 3	2,001.00	3000	SF	\$2.20	\$2.39
109	Asphalt Concrete Pavement Blade or Hand Placed, 3 in. Thick	AC 3	3,001.00	Unlimited	SF	\$2.10	\$2.28
110	Asphalt Concrete Pavement Blade or Hand Placed, 4 in. Thick	AC 4	1.00	100	SF	\$14.00	\$15.21
111	Asphalt Concrete Pavement Blade or Hand Placed, 4 in. Thick	AC 4	101.00	400	SF	\$8.00	\$8.69
112	Asphalt Concrete Pavement Blade or Hand Placed, 4 in. Thick	AC 4	401.00	1000	SF	\$4.00	\$4.35
113	Asphalt Concrete Pavement Blade or Hand Placed, 4 in. Thick	AC 4	1,001.00	2000	SF	\$2.60	\$2.83
114	Asphalt Concrete Pavement Blade or Hand Placed, 4 in. Thick	AC 4	2,001.00	3000	SF	\$2.60	\$2.83
115	Asphalt Concrete Pavement Blade or Hand Placed, 4 in. Thick	AC 4	3,001.00	Unlimited	SF	\$2.60	\$2.83
116	Asphalt Concrete Pavement Blade or Hand Placed, 5 in. Thick	AC 5	1.00	100	SF	\$15.00	\$16.30
117	Asphalt Concrete Pavement Blade or Hand Placed, 5 in. Thick	AC 5	101.00	400	SF	\$11.00	\$11.95
118	Asphalt Concrete Pavement Blade or Hand Placed, 5 in. Thick	AC 5	401.00	1000	SF	\$4.00	\$4.35
119	Asphalt Concrete Pavement Blade or Hand Placed, 5 in. Thick	AC 5	1,001.00	2000	SF	\$3.75	\$4.07
120	Asphalt Concrete Pavement Blade or Hand Placed, 5 in. Thick	AC 5	2,001.00	3000	SF	\$3.75	\$4.07
121	Asphalt Concrete Pavement Blade or Hand Placed, 5 in. Thick	AC 5	3,001.00	Unlimited	SF	\$3.75	\$4.07
122	Asphalt Concrete Pavement Blade or Hand Placed, 6 in. Thick	AC 6	1.00	100	SF	\$17.00	\$18.47
123	Asphalt Concrete Pavement Blade or Hand Placed, 6 in. Thick	AC 6	101.00	400	SF	\$13.00	\$14.13
124	Asphalt Concrete Pavement Blade or Hand Placed, 6 in. Thick	AC 6	401.00	1000	SF	\$6.00	\$6.52
125	Asphalt Concrete Pavement Blade or Hand Placed, 6 in. Thick	AC 6	1,001.00	2000	SF	\$6.00	\$6.52
126	Asphalt Concrete Pavement Blade or Hand Placed, 6 in. Thick	AC 6	2,001.00	3000	SF	\$6.00	\$6.52
127	Asphalt Concrete Pavement Blade or Hand Placed, 6 in. Thick	AC 6	3,001.00	Unlimited	SF	\$6.00	\$6.52
128	Asphalt Concrete Pavement Blade or Hand Placed, 7 in. Thick	AC 7	1.00	100	SF	\$17.00	\$18.47
129	Asphalt Concrete Pavement Blade or Hand Placed, 7 in. Thick	AC 7	101.00	400	SF	\$13.00	\$14.13
130	Asphalt Concrete Pavement Blade or Hand Placed, 7 in. Thick	AC 7	401.00	1000	SF	\$6.00	\$6.52
131	Asphalt Concrete Pavement Blade or Hand Placed, 7 in. Thick	AC 7	1,001.00	2000	SF	\$6.00	\$6.52
132	Asphalt Concrete Pavement Blade or Hand Placed, 7 in. Thick	AC 7	2,001.00	3000	SF	\$6.00	\$6.52
133	Asphalt Concrete Pavement Blade or Hand Placed, 7 in. Thick	AC 7	3,001.00	Unlimited	SF	\$6.00	\$6.52
134	Asphalt Concrete Pavement Blade or Hand Placed, 8 in. Thick	AC 8	1.00	100	SF	\$17.00	\$18.47

135	Asphalt Concrete Pavement Blade or Hand Placed, 8 in. Thick	AC 8	101.00	400	SF	\$13.00	\$14.13
136	Asphalt Concrete Pavement Blade or Hand Placed, 8 in. Thick	AC 8	401.00	1000	SF	\$6.00	\$6.52
137	Asphalt Concrete Pavement Blade or Hand Placed, 8 in. Thick	AC 8	1,001.00	2000	SF	\$6.00	\$6.52
138	Asphalt Concrete Pavement Blade or Hand Placed, 8 in. Thick	AC 8	2,001.00	3000	SF	\$6.00	\$6.52
139	Asphalt Concrete Pavement Blade or Hand Placed, 8 in. Thick	AC 8	3,001.00	Unlimited	SF	\$6.00	\$6.52
140	Asphalt Concrete Pavement Blade or Hand Placed, 9 in Thick	AC 9	1.00	100	SF	\$17.00	\$18.47
141	Asphalt Concrete Pavement Blade or Hand Placed, 9 in. Thick	AC 9	101.00	400	SF	\$13.00	\$14.13
142	Asphalt Concrete Pavement Blade or Hand Placed, 9 in Thick	AC 9	401.00	1000	SF	\$6.00	\$6.52
143	Asphalt Concrete Pavement Blade or Hand Placed, 9 in Thick	AC 9	1,001.00	2000	SF	\$6.00	\$6.52
144	Asphalt Concrete Pavement Blade or Hand Placed, 9 in Thick	AC 9	2,001.00	3000	SF	\$6.00	\$6.52
145	Asphalt Concrete Pavement Blade or Hand Placed, 9 in Thick	AC 9	3,001.00	Unlimited	SF	\$6.00	\$6.52
146	Asphalt Concrete Pavement Blade or Hand Placed, 10 in. Thick	AC 10	1.00	100	SF	\$17.00	\$18.47
147	Asphalt Concrete Pavement Blade or Hand Placed, 10 in. Thick	AC 10	101.00	400	SF	\$13.00	\$14.13
148	Asphalt Concrete Pavement Blade or Hand Placed, 10 in. Thick	AC 10	401.00	1000	SF	\$6.00	\$6.52
149	Asphalt Concrete Pavement Blade or Hand Placed, 10 in. Thick	AC 10	1,001.00	2000	SF	\$6.00	\$6.52
150	Asphalt Concrete Pavement Blade or Hand Placed, 10 in. Thick	AC 10	2,001.00	3000	SF	\$6.00	\$6.52
151	Asphalt Concrete Pavement Blade or Hand Placed, 10 in. Thick	AC 10	3,001.00	Unlimited	SF	\$6.00	\$6.52
152	Asphalt Concrete Pavement Mechanical Spreading & Finishing, Machine Placed	Mach	25.00	100	Ton	\$65.00	\$70.63
153	Asphalt Concrete Pavement Mechanical Spreading & Finishing, Machine Placed	Mach	101.00	200	Ton	\$55.00	\$59.76
154	Asphalt Concrete Pavement Mechanical Spreading & Finishing, Machine Placed	Mach	201.00	400	Ton	\$55.00	\$59.76
155	Asphalt Concrete Pavement Mechanical Spreading & Finishing, Machine Placed	Mach	401.00	600	Ton	\$52.00	\$56.50
156	Asphalt Concrete Pavement Mechanical Spreading & Finishing, Machine Placed	Mach	601.00	Unlimited	Ton	\$48.00	\$52.16
157	Asphalt Rubber Pavement, Blade or Hand Placed 2" Thick	Acrubber	1.00	100	SF	\$9.00	\$9.78
158	Asphalt Rubber Pavement, Blade or Hand Placed 2" Thick	Acrubber	101.00	400	SF	\$7.00	\$7.61
159	Asphalt Rubber Pavement, Blade or Hand Placed 2" Thick	Acrubber	401.00	1000	SF	\$4.50	\$4.89
160	Asphalt Rubber Pavement, Blade or Hand Placed 2" Thick	Acrubber	1,001.00	2000	SF	\$2.50	\$2.72
161	Asphalt Rubber Pavement, Blade or Hand Placed 2" Thick	Acrubber	2,001.00	3000	SF	\$1.80	\$1.96
162	Asphalt Rubber Pavement, Blade or Hand Placed 2" Thick	Acrubber	3,001.00	Unlimited	SF	\$1.00	\$1.09
163	Asphalt Rubber Pavement, Mechanical Spreading & Finishing, Machine Placed	Acrubber	50.00	100	Ton	\$120.00	\$130.39
164	Asphalt Rubber Pavement, Mechanical Spreading & Finishing, Machine Placed	Acrubber	101.00	200	Ton	\$85.00	\$92.36
165	Asphalt Rubber Pavement, Mechanical Spreading & Finishing, Machine Placed	Acrubber	201.00	400	Ton	\$85.00	\$92.36
166	Asphalt Rubber Pavement, Mechanical Spreading & Finishing, Machine Placed	Acrubber	401.00	600	Ton	\$75.00	\$81.50
167	Asphalt Rubber Pavement, Mechanical Spreading & Finishing, Machine Placed	Acrubber	601.00	Unlimited	Ton	\$75.00	\$81.50
168	Asphalt Concrete Curb	Accrb	1.00	2000	LF	\$4.50	\$4.89
169	Asphalt Concrete Curb	Accrb	2,001.00	Unlimited	LF	\$1.50	\$1.63
170	PCC Pavement, 3 in. Thick	PCC 3	1.00	100	SF	\$11.00	\$11.95
171	PCC Pavement, 3 in. Thick	PCC 3	101.00	400	SF	\$6.00	\$6.52
172	PCC Pavement, 3 in. Thick	PCC 3	401.00	1000	SF	\$3.00	\$3.26
173	PCC Pavement, 3 in. Thick	PCC 3	1,001.00	2000	SF	\$2.75	\$2.99
174	PCC Pavement, 3 in. Thick	PCC 3	2,001.00	3000	SF	\$2.00	\$2.17
175	PCC Pavement, 3 in. Thick	PCC 3	3,001.00	Unlimited	SF	\$2.00	\$2.17
176	PCC Pavement, 4 in. Thick	PCC 4	1.00	100	SF	\$15.00	\$16.30
177	PCC Pavement, 4 in. Thick	PCC 4	101.00	400	SF	\$4.50	\$4.89
178	PCC Pavement, 4 in. Thick	PCC 4	401.00	1000	SF	\$3.25	\$3.53
179	PCC Pavement, 4 in. Thick	PCC 4	1,001.00	2000	SF	\$3.00	\$3.26
180	PCC Pavement, 4 in. Thick	PCC 4	2,001.00	3000	SF	\$2.50	\$2.72

181	PCC Pavement, 4 in. Thick	PCC 4	3,001.00	Unlimited	SF	\$2.25	\$2.44
182	PCC Pavement, 5 in. Thick	PCC 5	1.00	100	SF	\$15.00	\$16.30
183	PCC Pavement, 5 in. Thick	PCC 5	101.00	400	SF	\$6.00	\$6.52
184	PCC Pavement, 5 in. Thick	PCC 5	401.00	1000	SF	\$3.50	\$3.80
185	PCC Pavement, 5 in. Thick	PCC 5	1,001.00	2000	SF	\$3.50	\$3.80
186	PCC Pavement, 5 in. Thick	PCC 5	2,001.00	3000	SF	\$3.00	\$3.26
187	PCC Pavement, 5 in. Thick	PCC 5	3,001.00	Unlimited	SF	\$3.00	\$3.26
188	PCC Pavement, 6 in. Thick	PCC 6	1.00	100	SF	\$15.00	\$16.30
189	PCC Pavement, 6 in. Thick	PCC 6	101.00	400	SF	\$6.40	\$6.95
190	PCC Pavement, 6 in. Thick	PCC 6	401.00	1000	SF	\$5.33	\$5.79
191	PCC Pavement, 6 in. Thick	PCC 6	1,001.00	2000	SF	\$3.75	\$4.07
192	PCC Pavement, 6 in. Thick	PCC 6	2,001.00	3000	SF	\$3.00	\$3.26
193	PCC Pavement, 6 in. Thick	PCC 6	3,001.00	Unlimited	SF	\$3.00	\$3.26
194	PCC Pavement, 7 in. Thick	PCC 7	1.00	100	SF	\$15.00	\$16.30
195	PCC Pavement, 7 in. Thick	PCC 7	101.00	400	SF	\$6.50	\$7.06
196	PCC Pavement, 7 in. Thick	PCC 7	401.00	1000	SF	\$5.33	\$5.79
197	PCC Pavement, 7 in. Thick	PCC 7	1,001.00	2000	SF	\$3.75	\$4.07
198	PCC Pavement, 7 in. Thick	PCC 7	2,001.00	3000	SF	\$3.00	\$3.26
199	PCC Pavement, 7 in. Thick	PCC 7	3,001.00	Unlimited	SF	\$3.00	\$3.26
200	PCC Pavement, 8 in. Thick	PCC 8	1.00	100	SF	\$15.00	\$16.30
201	PCC Pavement, 8 in. Thick	PCC 8	101.00	400	SF	\$6.00	\$6.52
202	PCC Pavement, 8 in. Thick	PCC 8	401.00	1000	SF	\$5.00	\$5.43
203	PCC Pavement, 8 in. Thick	PCC 8	1,001.00	2000	SF	\$4.50	\$4.89
204	PCC Pavement, 8 in. Thick	PCC 8	2,001.00	3000	SF	\$4.00	\$4.35
205	PCC Pavement, 8 in. Thick	PCC 8	3,001.00	Unlimited	SF	\$4.00	\$4.35
206	PCC Pavement, 9 in. Thick	PCC 9	1.00	100	SF	\$15.00	\$16.30
207	PCC Pavement, 9 in. Thick	PCC 9	101.00	400	SF	\$6.00	\$6.52
208	PCC Pavement, 9 in. Thick	PCC 9	401.00	1000	SF	\$5.50	\$5.98
209	PCC Pavement, 9 in. Thick	PCC 9	1,001.00	2000	SF	\$5.00	\$5.43
210	PCC Pavement, 9 in. Thick	PCC 9	2,001.00	3000	SF	\$4.75	\$5.16
211	PCC Pavement, 9 in. Thick	PCC 9	3,001.00	Unlimited	SF	\$4.00	\$4.35
212	PCC Pavement, 10 in. Thick	PCC 10	1.00	100	SF	\$15.00	\$16.30
213	PCC Pavement, 10 in. Thick	PCC 10	101.00	400	SF	\$6.00	\$6.52
214	PCC Pavement, 10 in. Thick	PCC 10	401.00	1000	SF	\$5.90	\$6.41
215	PCC Pavement, 10 in. Thick	PCC 10	1,001.00	2000	SF	\$5.00	\$5.43
216	PCC Pavement, 10 in. Thick	PCC 10	2,001.00	3000	SF	\$4.75	\$5.16
217	PCC Pavement, 10 in. Thick	PCC 10	3,001.00	Unlimited	SF	\$4.00	\$4.35
218	Type "E" Joint Sealant	JtSeal	20.00	Unlimited	LF	\$6.50	\$7.06
219	PCC Curb, GB Type A1-150 (6), A1-200 (8), A1 Integral, C1-150 (6), or C1-200 (8)	Curb	1.00	50	LF	\$35.00	\$38.03
220	PCC Curb, GB Type A1-150 (6), A1-200 (8), A1 Integral, C1-150 (6), or C1-200 (8)	Curb	51.00	100	LF	\$12.00	\$13.04
221	PCC Curb, GB Type A1-150 (6), A1-200 (8), A1 Integral, C1-150 (6), or C1-200 (8)	Curb	101.00	400	LF	\$12.00	\$13.04
222	PCC Curb, GB Type A1-150 (6), A1-200 (8), A1 Integral, C1-150 (6), or C1-200 (8)	Curb	401.00	2000	LF	\$11.00	\$11.95
223	PCC Curb, GB Type A1-150 (6), A1-200 (8), A1 Integral, C1-150 (6), or C1-200 (8)	Curb	2,001.00	Unlimited	LF	\$9.00	\$9.78
224	Curb Ramp PCC Curb, GB Type A1-150 (6), A1-200 (8), A1 Integral, C1-150 (6), or C1-200 (8)	Curb	1.00	50	LF	\$30.00	\$32.60
225	Curb Ramp PCC Curb, GB Type A1-150 (6), A1-200 (8), A1 Integral, C1-150 (6), or C1-200 (8)	Curb	51.00	100	LF	\$12.00	\$13.04
226	Curb Ramp PCC Curb, GB Type A1-150 (6), A1-200 (8), A1 Integral, C1-150 (6), or C1-200 (8)	Curb	101.00	400	LF	\$11.50	\$12.50

227	Curb Ramp PCC Curb, GB Type A1-150 (6), A1-200 (8), A1 Integral, C1-150 (6), or C1-200 (8)	Curb	401.00	2000	LF	\$11.00	\$11.95
228	Curb Ramp PCC Curb, GB Type A1-150 (6), A1-200 (8), A1 Integral, C1-150 (6), or C1-200 (8)	Curb	2,001.00	Unlimited	LF	\$9.50	\$10.32
229	PCC Curb & Gutter, GB Type A2, W=1.5 feet	C&G	1.00	50	LF	\$26.00	\$28.25
230	PCC Curb & Gutter, GB Type A2, W=1.5 feet	C&G	51.00	100	LF	\$16.50	\$17.93
231	PCC Curb & Gutter, GB Type A2, W=1.5 feet	C&G	101.00	400	LF	\$14.50	\$15.76
232	PCC Curb & Gutter, GB Type A2, W=1.5 feet	C&G	401.00	2000	LF	\$11.00	\$11.95
233	PCC Curb & Gutter, GB Type A2, W=1.5 feet	C&G	2,001.00	Unlimited	LF	\$11.00	\$11.95
234	Curb Ramp PCC Curb & Gutter, GB Type A2, W=1.5 feet	C&G	1.00	50	LF	\$23.00	\$24.99
235	Curb Ramp PCC Curb & Gutter, GB Type A2, W=1.5 feet	C&G	51.00	100	LF	\$16.50	\$17.93
236	Curb Ramp PCC Curb & Gutter, GB Type A2, W=1.5 feet	C&G	101.00	400	LF	\$10.50	\$11.41
237	Curb Ramp PCC Curb & Gutter, GB Type A2, W=1.5 feet	C&G	401.00	2000	LF	\$10.50	\$11.41
238	Curb Ramp PCC Curb & Gutter, GB Type A2, W=1.5 feet	C&G	2,001.00	Unlimited	LF	\$9.50	\$10.32
239	PCC Curb & Gutter, GB Type A2, W=2.0 feet	C&G	1.00	50	LF	\$27.00	\$29.34
240	PCC Curb & Gutter, GB Type A2, W=2.0 feet	C&G	51.00	100	LF	\$17.50	\$19.02
241	PCC Curb & Gutter, GB Type A2, W=2.0 feet	C&G	101.00	400	LF	\$12.50	\$13.58
242	PCC Curb & Gutter, GB Type A2, W=2.0 feet	C&G	401.00	2000	LF	\$12.00	\$13.04
243	PCC Curb & Gutter, GB Type A2, W=2.0 feet	C&G	2,001.00	Unlimited	LF	\$11.50	\$12.50
244	PCC Curb & Gutter, GB Type A2, W=7.0 feet	C&G	1.00	50	LF	\$30.00	\$32.60
245	PCC Curb & Gutter, GB Type A2, W=7.0 feet	C&G	51.00	100	LF	\$21.00	\$22.82
246	PCC Curb & Gutter, GB Type A2, W=7.0 feet	C&G	101.00	400	LF	\$13.00	\$14.13
247	PCC Curb & Gutter, GB Type A2, W=7.0 feet	C&G	401.00	2000	LF	\$11.00	\$11.95
248	PCC Curb & Gutter, GB Type A2, W=7.0 feet	C&G	2,001.00	Unlimited	LF	\$10.50	\$11.41
249	PCC Gutter 6 in. Thick	Gutt6	1.00	50	SF	\$10.00	\$10.87
250	PCC Gutter 6 in. Thick	Gutt6	51.00	100	SF	\$8.00	\$8.69
251	PCC Gutter 6 in. Thick	Gutt6	100.00	400	SF	\$5.75	\$6.25
252	PCC Gutter 6 in. Thick	Gutt6	401.00	2000	SF	\$3.50	\$3.80
253	PCC Gutter 6 in. Thick	Gutt6	2,001.00	Unlimited	SF	\$2.80	\$3.04
254	PCC Gutter 8 in. Thick	Gutt8	1.00	50	SF	\$12.00	\$13.04
255	PCC Gutter 8 in. Thick	Gutt8	51.00	100	SF	\$8.00	\$8.69
256	PCC Gutter 8 in. Thick	Gutt8	101.00	400	SF	\$5.75	\$6.25
257	PCC Gutter 8 in. Thick	Gutt8	401.00	2000	SF	\$3.50	\$3.80
258	PCC Gutter 8 in. Thick	Gutt8	2,001.00	Unlimited	SF	\$3.25	\$3.53
259	PCC Sidewalk 3 in. Thick	SW 3	1.00	30	SF	\$15.00	\$16.30
260	PCC Sidewalk 3 in. Thick	SW 3	31.00	50	SF	\$7.00	\$7.61
261	PCC Sidewalk 3 in. Thick	SW 3	51.00	100	SF	\$5.00	\$5.43
262	PCC Sidewalk 3 in. Thick	SW 3	101.00	400	SF	\$4.00	\$4.35
263	PCC Sidewalk 3 in. Thick	SW 3	401.00	1000	SF	\$3.00	\$3.26
264	PCC Sidewalk 3 in. Thick	SW 3	1,001.00	Unlimited	SF	\$1.50	\$1.63
265	Curb Ramp PCC SW 3 in. Thick	SW 3	1.00	30	SF	\$8.50	\$9.24
266	Curb Ramp PCC SW 3 in. Thick	SW 3	31.00	50	SF	\$6.50	\$7.06
267	Curb Ramp PCC SW 3 in. Thick	SW 3	51.00	100	SF	\$5.10	\$5.54
268	Curb Ramp PCC SW 3 in. Thick	SW 3	101.00	400	SF	\$4.25	\$4.62
269	Curb Ramp PCC SW 3 in. Thick	SW 3	401.00	1000	SF	\$4.00	\$4.35
270	Curb Ramp PCC SW 3 in. Thick	SW 3	1,001.00	Unlimited	SF	\$3.00	\$3.26
271	PCC Sidewalk 4 in. Thick	SW 4	1.00	30	SF	\$17.00	\$18.47
272	PCC Sidewalk 4 in. Thick	SW 4	31.00	50	SF	\$10.00	\$10.87

273	PCC Sidewalk 4 in. Thick	SW 4	51.00	100	SF	\$5.00	\$5.43
274	PCC Sidewalk 4 in. Thick	SW 4	101.00	400	SF	\$5.00	\$5.43
275	PCC Sidewalk 4 in. Thick	SW 4	401.00	1000	SF	\$2.50	\$2.72
276	PCC Sidewalk 4 in. Thick	SW 4	1,001.00	Unlimited	SF	\$2.50	\$2.72
277	Curb Ramp Detectable Warning Surface	CrbDet	10.00	50	SF	\$25.00	\$27.17
278	Curb Ramp Detectable Warning Surface	CrbDet	51.00	500	SF	\$25.00	\$27.17
279	Curb Ramp Detectable Warning Surface	CrbDet	501.00	Unlimited	SF	\$25.00	\$27.17
280	PCC Driveway 4 in. Thick	DW 4	1.00	50	SF	\$15.00	\$16.30
281	PCC Driveway 4 in. Thick	DW 4	51.00	100	SF	\$6.50	\$7.06
282	PCC Driveway 4 in. Thick	DW 4	101.00	400	SF	\$3.50	\$3.80
283	PCC Driveway 4 in. Thick	DW 4	401.00	2000	SF	\$2.25	\$2.44
284	PCC Driveway 4 in. Thick	DW 4	2,001.00	Unlimited	SF	\$2.25	\$2.44
285	PCC Driveway 6 in. Thick	DW 6	1.00	50	SF	\$15.00	\$16.30
286	PCC Driveway 6 in. Thick	DW 6	51.00	100	SF	\$7.00	\$7.61
287	PCC Driveway 6 in. Thick	DW 6	101.00	400	SF	\$5.50	\$5.98
288	PCC Driveway 6 in. Thick	DW 6	401.00	2000	SF	\$3.40	\$3.69
289	PCC Driveway 6 in. Thick	DW 6	2,001.00	Unlimited	SF	\$3.00	\$3.26
290	Storm Drain - 18 inch RCP, D-1750, 2.0 inch to 4.9 inch deep	StormDrn	6.00	100	LF	\$125.00	\$135.83
291	Storm Drain - 18 inch RCP, D-1750, 2.0 inch to 4.9 inch deep	StormDrn	101.00	Unlimited	LF	\$87.00	\$94.53
292	Storm Drain - 18 inch RCP, D-1750, 5.0 inch to 10.0 inch deep	StormDrn	6.00	100	LF	\$130.00	\$141.26
293	Storm Drain - 18 inch RCP, D-1750, 5.0 inch to 10.0 inch deep	StormDrn	101.00	Unlimited	LF	\$95.00	\$103.23
294	Storm Drain - 24 inch RCP, D-1750, 2.0 inch to 4.9 deep	StormDrn	6.00	100	LF	\$136.00	\$147.78
295	Storm Drain - 24 inch RCP, D-1750, 2.0 inch to 4.9 deep	StormDrn	101.00	Unlimited	LF	\$102.00	\$110.83
296	Storm Drain - 24 inch RCP, D-1750, 5.0 inch to 10.0 inch deep	StormDrn	6.00	100	LF	\$160.00	\$173.86
297	Storm Drain - 24 inch RCP, D-1750, 5.0 inch to 10.0 inch deep	StormDrn	101.00	Unlimited	LF	\$110.00	\$119.53
298	Storm Drain 42 inch Manhole per Standard Plan GB-321, 5.0 inch to 10.0 inch deep	StrmDrn	1.00	Unlimited	Ea	\$3,000.00	\$3,259.80
299	Storm Drain Concrete Collar per Standard Plan GB-332	StrmDrn	1.00	Unlimited	Ea	\$750.00	\$814.95
300	PCC Footing, Including Necessary Form Work	Foot	1.00	5	CY	\$250.00	\$271.65
301	PCC Footing, Including Necessary Form Work	Foot	6.00	10	CY	\$250.00	\$271.65
302	PCC Footing, Including Necessary Form Work	Foot	11.00	20	CY	\$180.00	\$195.59
303	PCC Footing, Including Necessary Form Work	Foot	21.00	Unlimited	CY	\$180.00	\$195.59
304	Reinforcing Bar for PCC Footing, Bent and Placed	Foot	1.00	100	Lbs	\$1.00	\$1.09
305	Reinforcing Bar for PCC Footing, Bent and Placed	Foot	101.00	300	Lbs	\$0.80	\$0.87
306	Reinforcing Bar for PCC Footing, Bent and Placed	Foot	301.00	500	Lbs	\$0.80	\$0.87
307	Reinforcing Bar for PCC Footing, Bent and Placed	Foot	501.00	Unlimited	Lbs	\$0.60	\$0.65
308	Masonry Block Wall 8 in. Thk	BlkWll	10.00	100	SF	\$30.00	\$32.60
309	Masonry Block Wall 8 in. Thk	BlkWll	101.00	500	SF	\$24.00	\$26.08
310	Masonry Block Wall 8 in. Thk	BlkWll	501.00	Unlimited	SF	\$19.00	\$20.65
311	Weakened Plane Joint Dowel	Joint	10.00	Unlimited	Ea	\$0.95	\$1.03
312	Stamped Concrete 4 in. Thick	StPCC	1.00	100	SF	\$14.00	\$15.21
313	Stamped Concrete 4 in. Thick	StPCC	101.00	500	SF	\$4.20	\$4.56
314	Stamped Concrete 4 in. Thick	StPCC	501.00	1000	SF	\$3.25	\$3.53
315	Stamped Concrete 4 in. Thick	StPCC	1,001.00	Unlimited	SF	\$2.90	\$3.15
316	Tree Planting, 15 Gallon Tree	Tree	1.00	5	Ea	\$100.00	\$108.66
317	Tree Planting, 15 Gallon Tree	Tree	6.00	Unlimited	Ea	\$85.00	\$92.36
318	Tree Planting, 24 in. Box Tree	Tree	1.00	5	Ea	\$200.00	\$217.32

319	Tree Planting, 24 in. Box Tree	Tree	6.00	Unlimited	Ea	\$180.00	\$195.59
320	Shrub Planting, 5 Gallon Plant	Plant	1.00	5	Ea	\$8.00	\$8.69
321	Shrub Planting, 5 Gallon Plant	Plant	6.00	Unlimited	Ea	\$8.00	\$8.69
322	Ground Cover Planting 6 in. o.c.	Plant	100.00	500	Ea	\$0.45	\$0.49
323	Ground Cover Planting 6 in. o.c.	Plant	501.00	Unlimited	Ea	\$0.30	\$0.33
324	Lawn Seeding	Seed	100.00	500	SF	\$0.75	\$0.81
325	Lawn Seeding	Seed	501.00	Unlimited	SF	\$0.65	\$0.71
326	Lawn Sodding	Sod	100.00	500	SF	\$1.45	\$1.58
327	Lawn Sodding	Sod	501.00	Unlimited	SF	\$1.35	\$1.47
328	Erosion Control-Sandbags	SandB	10.00	20	Ea	\$0.25	\$0.27
329	Erosion Control-Sandbags	SandB	21.00	100	Ea	\$0.25	\$0.27
330	Erosion Control-Sandbags	SandB	101.00	Unlimited	Ea	\$0.25	\$0.27
331	Erosion Control-Surface Treatment	Treat	100.00	1000	SF	\$0.25	\$0.27
332	Erosion Control-Surface Treatment	Treat	1,001.00	2000	SF	\$0.25	\$0.27
333	Erosion Control-Surface Treatment	Treat	2,001.00	Unlimited	SF	\$0.25	\$0.27
334	Removal of Traffic Striping and Pavement Markings	StRem	1.00	50	SF	\$3.25	\$3.53
335	Removal of Traffic Striping and Pavement Markings	StRem	51.00	200	SF	\$3.00	\$3.26
336	Removal of Traffic Striping and Pavement Markings	StRem	201.00	500	SF	\$3.00	\$3.26
337	Removal of Traffic Striping and Pavement Markings	StRem	501.00	Unlimited	SF	\$3.00	\$3.26
338	Removal of Curb Painting	StRem	1.00	100	LF	\$4.00	\$4.35
339	Removal of Curb Painting	StRem	101.00	200	LF	\$3.00	\$3.26
340	Removal of Curb Painting	StRem	201.00	500	LF	\$3.00	\$3.26
341	Removal of Curb Painting	StRem	501.00	Unlimited	LF	\$3.00	\$3.26
342	4 in. Reflectorized Paint Traffic Striping	Stripe	1.00	50	SF	\$0.20	\$0.22
343	4 in. Reflectorized Paint Traffic Striping	Stripe	51.00	200	SF	\$0.20	\$0.22
344	4 in. Reflectorized Paint Traffic Striping	Stripe	201.00	500	SF	\$0.15	\$0.16
345	4 in. Reflectorized Paint Traffic Striping	Stripe	501.00	Unlimited	SF	\$0.12	\$0.13
346	4 in. Reflectorized Paint Traffic Striping Including Pavement Markers	Paint	1.00	50	SF	\$0.20	\$0.22
347	4 in. Reflectorized Paint Traffic Striping Including Pavement Markers	Paint	51.00	200	SF	\$0.20	\$0.22
348	4 in. Reflectorized Paint Traffic Striping Including Pavement Markers	Paint	201.00	500	SF	\$0.10	\$0.11
349	4 in. Reflectorized Paint Traffic Striping Including Pavement Markers	Paint	501.00	Unlimited	SF	\$0.10	\$0.11
350	4 in. Thermoplastic Traffic Striping	Stripe	1.00	50	SF	\$1.00	\$1.09
351	4 in. Thermoplastic Traffic Striping	Stripe	51.00	200	SF	\$1.00	\$1.09
352	4 in. Thermoplastic Traffic Striping	Stripe	201.00	500	SF	\$1.00	\$1.09
353	4 in. Thermoplastic Traffic Striping	Stripe	501.00	Unlimited	SF	\$1.00	\$1.09
354	4 in. Thermoplastic Traffic Striping Including Pavement Markers	Stripe	1.00	50	SF	\$1.00	\$1.09
355	4 in. Thermoplastic Traffic Striping Including Pavement Markers	Stripe	51.00	200	SF	\$1.00	\$1.09
356	4 in. Thermoplastic Traffic Striping Including Pavement Markers	Stripe	201.00	500	SF	\$1.00	\$1.09
357	4 in. Thermoplastic Traffic Striping Including Pavement Markers	Stripe	501.00	Unlimited	SF	\$1.00	\$1.09
358	6 in. Reflectorized Paint Traffic Striping	Stripe	1.00	50	SF	\$5.00	\$5.43
359	6 in. Reflectorized Paint Traffic Striping	Stripe	51.00	200	SF	\$0.20	\$0.22
360	6 in. Reflectorized Paint Traffic Striping	Stripe	201.00	500	SF	\$0.15	\$0.16
361	6 in. Reflectorized Paint Traffic Striping	Stripe	501.00	Unlimited	SF	\$0.15	\$0.16
362	6 in. Thermoplastic Traffic Striping	Stripe	1.00	50	SF	\$0.75	\$0.81
363	6 in. Thermoplastic Traffic Striping	Stripe	51.00	200	SF	\$0.60	\$0.65
364	6 in. Thermoplastic Traffic Striping	Stripe	201.00	500	SF	\$0.60	\$0.65

365	6 in. Thermoplastic Traffic Striping	Stripe	501.00	Unlimited	SF	\$0.60	\$0.65
366	8 in. Reflectorized Paint Traffic Striping Including Pavement Markers	Paint	1.00	50	SF	\$0.20	\$0.22
367	8 in. Reflectorized Paint Traffic Striping Including Pavement Markers	Paint	51.00	200	SF	\$0.17	\$0.18
368	8 in. Reflectorized Paint Traffic Striping Including Pavement Markers	Paint	201.00	500	SF	\$0.15	\$0.16
369	8 in. Reflectorized Paint Traffic Striping Including Pavement Markers	Paint	501.00	Unlimited	SF	\$0.15	\$0.16
370	8 in. Thermoplastic Traffic Striping Including Pavement Markers	Thrmo	1.00	50	SF	\$1.00	\$1.09
371	8 in. Thermoplastic Traffic Striping Including Pavement Markers	Thrmo	51.00	200	SF	\$1.00	\$1.09
372	8 in. Thermoplastic Traffic Striping Including Pavement Markers	Thrmo	201.00	550	SF	\$1.00	\$1.09
373	8 in. Thermoplastic Traffic Striping Including Pavement Markers	Thrmo	501.00	Unlimited	SF	\$1.00	\$1.09
374	12 in. Reflectorized Paint Traffic Striping	Stripe	1.00	50	SF	\$1.00	\$1.09
375	12 in. Reflectorized Paint Traffic Striping	Stripe	51.00	200	SF	\$1.00	\$1.09
376	12 in. Reflectorized Paint Traffic Striping	Stripe	201.00	500	SF	\$1.00	\$1.09
377	12 in. Reflectorized Paint Traffic Striping	Stripe	501.00	Unlimited	SF	\$1.00	\$1.09
378	12 in. Thermoplastic Traffic Striping	Stripe	1.00	50	SF	\$2.00	\$2.17
379	12 in. Thermoplastic Traffic Striping	Stripe	51.00	200	SF	\$1.75	\$1.90
380	12 in. Thermoplastic Traffic Striping	Stripe	201.00	500	SF	\$1.70	\$1.85
381	12 in. Thermoplastic Traffic Striping	Stripe	501.00	Unlimited	SF	\$1.65	\$1.79
382	Curb Painting	Paint	1.00	50	LF	\$1.00	\$1.09
383	Curb Painting	Paint	51.00	200	LF	\$1.00	\$1.09
384	Curb Painting	Paint	201.00	500	LF	\$1.00	\$1.09
385	Curb Painting	Paint	501.00	Unlimited	LF	\$1.00	\$1.09
386	Thermoplastic Arrows Pavement Marking	Arrow	1.00	5	Ea	\$75.00	\$81.50
387	Thermoplastic Arrows Pavement Marking	Arrow	6.00	10	Ea	\$65.00	\$70.63
388	Thermoplastic Arrows Pavement Marking	Arrow	11.00	20	Ea	\$50.00	\$54.33
389	Thermoplastic Arrows Pavement Marking	Arrow	21.00	Unlimited	Ea	\$50.00	\$54.33
390	8 ft. Reflectorized Paint Pavement Letter	Paint	4.00	20	Ea	\$10.00	\$10.87
391	8 ft. Reflectorized Paint Pavement Letter	Paint	21.00	100	Ea	\$8.00	\$8.69
392	8 ft. Reflectorized Paint Pavement Letter	Paint	101.00	Unlimited	Ea	\$5.00	\$5.43
393	8 ft. Thermoplastic Pavement Letter	Thrmo	4.00	20	Ea	\$25.00	\$27.17
394	8 ft. Thermoplastic Pavement Letter	Thrmo	21.00	100	Ea	\$20.00	\$21.73
395	8 ft. Thermoplastic Pavement Letter	Thrmo	101.00	Unlimited	Ea	\$18.00	\$19.56
396	Raised Pavement Markers (Ceramic)	marker	8.00	40	Ea	\$3.00	\$3.26
397	Raised Pavement Markers (Ceramic)	marker	41.00	100	Ea	\$3.00	\$3.26
398	Raised Pavement Markers (Ceramic)	marker	101.00	Unlimited	Ea	\$3.00	\$3.26
399	Raised Pavement Markers (Reflective)	marker	8.00	40	Ea	\$4.00	\$4.35
400	Raised Pavement Markers (Reflective)	marker	41.00	100	Ea	\$4.00	\$4.35
401	Raised Pavement Markers (Reflective)	marker	101.00	Unlimited	Ea	\$4.00	\$4.35
402	Removal of Raised Pavement Markers	RMV	8.00	40	Ea	\$3.50	\$3.80
403	Removal of Raised Pavement Markers	RMV	41.00	100	Ea	\$3.25	\$3.53
404	Removal of Raised Pavement Markers	RMV	101.00	Unlimited	Ea	\$3.10	\$3.37
405	Parking Ts, Thermoplastic	Thrmo	4.00	20	Ea	\$7.00	\$7.61
406	Parking Ts, Thermoplastic	Thrmo	21.00	100	Ea	\$10.00	\$10.87
407	Parking Ts, Thermoplastic	Thrmo	101.00	Unlimited	Ea	\$10.00	\$10.87
408	Remove Sign and Post	RMV	1.00	10	Ea	\$100.00	\$108.66
409	Remove Sign and Post	RMV	11.00	20	Ea	\$100.00	\$108.66
410	Remove Sign and Post	RMV	21.00	100	Ea	\$100.00	\$108.66

411	Remove Sign and Post	RMV	101.00	Unlimited	Ea	\$100.00	\$108.66
412	Remove Sign from Post	RMV	1.00	10	Ea	\$50.00	\$54.33
413	Remove Sign from Post	RMV	11.00	20	Ea	\$50.00	\$54.33
414	Remove Sign from Post	RMV	21.00	100	Ea	\$50.00	\$54.33
415	Remove Sign from Post	RMV	101.00	Unlimited	Ea	\$50.00	\$54.33
416	Install Sign on New Post	Sign	1.00	10	Ea	\$300.00	\$325.98
417	Instal Sign on New Post	Sign	11.00	20	Ea	\$250.00	\$271.65
418	Instal Sign on New Post	Sign	21.00	100	Ea	\$200.00	\$217.32
419	Instal Sign on New Post	Sign	101.00	Unlimited	Ea	\$180.00	\$195.59
420	Install Sign on Existing Post	Sign	1.00	10	Ea	\$180.00	\$195.59
421	Install Sign on Existing Post	Sign	11.00	20	Ea	\$160.00	\$173.86
422	Install Sign on Existing Post	Sign	21.00	100	Ea	\$140.00	\$152.12
423	Install Sign on Existing Post	Sign	101.00	Unlimited	Ea	\$125.00	\$135.83
424	Object Markers Type K or L	marker	1.00	40	Ea	\$50.00	\$54.33
425	Object Markers Type K or L	marker	41.00	100	Ea	\$50.00	\$54.33
426	Object Markers Type K or L	marker	101.00	Unlimited	Ea	\$50.00	\$54.33
427	Object Markers Type N, P or R	Markers	1.00	40	Ea	\$53.00	\$57.59
428	Object Markers Type N, P or R	Markers	41.00	100	Ea	\$53.00	\$57.59
429	Object Markers Type N, P or R	Markers	101.00	Unlimited	Ea	\$53.00	\$57.59
430	Loop Detectors	Loop	1.00	5	Ea	\$500.00	\$543.30
431	Loop Detectors	Loop	6.00	10	Ea	\$350.00	\$380.31
432	Loop Detectors	Loop	11.00	20	Ea	\$275.00	\$298.82
433	Loop Detectors	Loop	21.00	Unlimited	Ea	\$200.00	\$217.32
434	Traffic Signal Conduit 3 in. Diameter	Condu	30.00	120	LF	\$50.00	\$54.33
435	Traffic Signal Conduit 3 in. Diameter	Condu	121.00	Unlimited	LF	\$25.00	\$27.17
436	Install Traffic Signal Pull Box	Pullbx	1.00	Unlimited	Ea	\$450.00	\$488.97
437	Irrigation Pipe, 1/2 in. to 1 1/4 in. Diameter	Pipe	1.00	10	LF	\$5.00	\$5.43
438	Irrigation Pipe, 1/2 in. to 1 1/4 in. Diameter	Pipe	11.00	50	LF	\$5.00	\$5.43
439	Irrigation Pipe, 1/2 in. to 1 1/4 in. Diameter	Pipe	51.00	Unlimited	LF	\$5.00	\$5.43
440	Lawn or Shrub Sprinkler Head, 1/2 in. to 3/4 in. Diam.	SPRINK	1.00	5	Ea	\$10.00	\$10.87
441	Lawn or Shrub Sprinkler Head, 1/2 in. to 3/4 in. Diam.	SPRINK	6.00	10	Ea	\$10.00	\$10.87
442	Lawn or Shrub Sprinkler Head, 1/2 in. to 3/4 in. Diam.	SPRINK	11.00	Unlimited	Ea	\$10.00	\$10.87
443	Adjust Sprinkler Head	SPRINK	1.00	5	Ea	\$10.00	\$10.87
444	Adjust Sprinkler Head	SPRINK	6.00	10	Ea	\$10.00	\$10.87
445	Adjust Sprinkler Head	SPRINK	11.00	Unlimited	Ea	\$10.00	\$10.87
446	Utility Potholing Surcharge 0 ft. to 5 ft.	UTSHRG	1.00	Unlimited	Ea	\$400.00	\$434.64
447	Utility Potholing Surcharge 5.1 ft. to 10 ft.	UTSHRG	1.00	Unlimited	Ea	\$600.00	\$651.96
448	Utility Potholing Surcharge 10.1 ft. to Depth or More	UTSHRG	1.00	Unlimited	Ea	\$800.00	\$869.28
449	Surcharge for Airport Projects, 1 to 5 Working Days Duration	Surcharge	1.00	1	Ea	\$500.00	\$543.30
450	Surcharge for Airport Projects, 6 to 10 Working Days Duration	Surcharge	1.00	1	LS	\$1,200.00	\$1,303.92
451	Surcharge for Airport Projects, 11 to 15 Working Days Duration	Surcharge	1.00	1	LS	\$1,500.00	\$1,629.90