

~~THIRD~~ <sup>KL</sup>  
SECOND AMENDMENT TO CONTRACT NO. 35090

35090

RE: **Extension of Contract No. 35090 (ITB-LB18-119) for furnishing & delivering Hazardous Waste Removal Services for the City of Long Beach (319000009, formerly BPLB1900009)**

This Amendment to Contract No. **35090** is made and entered as of October 25, 2021, by and between the CITY OF LONG BEACH, a municipal corporation, and **Ocean Blue Environmental Services** (Contractor)

Contract No. **35090** is amended by mutual agreement of the parties and as indicated below by a check or other mark preceding the appropriate amendment:

- 1. Third Renewal option extending the term to November 11, 2023.
- 2. Adding \$1,264,000 with a 10% contingency in the amount of \$126,400 for a new amount not to exceed \$1,390,400.
- 3. Prices during this period shall remain firm.
- 4. The price for certain items shall be increased as shown on Exhibit "A", which is attached hereto and incorporated herein by this reference.
- 5. The price for certain items shall be decreased as shown on Exhibit "A", which is attached hereto and incorporated herein by this reference.
- 6. The discount offered to the City is increased by  %
- 7. The items or locations identified on Exhibit "B", which is attached hereto and incorporated herein by this reference, are hereby deleted from the Contract.
- 8. The items or locations identified on Exhibit "B", which is attached hereto and incorporated herein by this reference, are hereby added to the Contract.
- 9. Current permits, licenses, insurance and other required information are attached as Addendum No. 1.

Except as expressly amended above, all terms and conditions in this Contract are ratified and confirmed and remain in full force and effect. Executed with all formalities required by law as of the date first stated above.

**Attach Notary if Out-of-State Contractor**

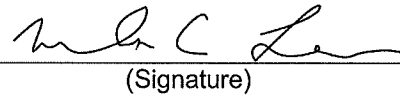
**CONTRACTOR:**

  
(Signature)

JUSTIN LEE  
(Print / Type Name)

(President) / Vice President / Secretary / Treasurer  
(circle one)

**CONTRACTOR:**

  
(Signature)

MOONHO LEE  
(Print / Type Name)


President /  (Vice President) / Secretary / Treasurer  
(circle one)

**THE CITY OF LONG BEACH:**

By:   
City Manager

EXECUTED PURSUANT  
TO SECTION 301 OF  
THE CITY CHARTER.

Approved as to form:  
CHARLES PARKIN, City Attorney

By:   
Deputy

~~SECOND~~ <sup>THIRD</sup> AMENDMENT TO CONTRACT NO. 35090

RE: **Extension of Contract No. 35090 (ITB-LB18-119) for furnishing & delivering Hazardous Waste Removal Services for the City of Long Beach (3190000009, formerly BPLB19000009)**

This Amendment to Contract No. **35090** is made and entered as of October 25, 2021, by and between the CITY OF LONG BEACH, a municipal corporation, and **Ocean Blue Environmental Services** (Contractor)


Contract No. **35090** is amended by mutual agreement of the parties and as indicated below by a check or other mark preceding the appropriate amendment:

- 1. Third Renewal option extending the term to November 11, 2023.
- 2. Adding \$1,264,000 with a 10% contingency in the amount of \$126,400 for a new amount not to exceed \$1,390,400.
- 3. Prices during this period shall remain firm.
- 4. The price for certain items shall be increased as shown on Exhibit "A", which is attached hereto and incorporated herein by this reference.
- 5. The price for certain items shall be decreased as shown on Exhibit "A", which is attached hereto and incorporated herein by this reference.
- 6. The discount offered to the City is increased by  %
- 7. The items or locations identified on Exhibit "B", which is attached hereto and incorporated herein by this reference, are hereby deleted from the Contract.
- 8. The items or locations identified on Exhibit "B", which is attached hereto and incorporated herein by this reference, are hereby added to the Contract.
- 9. Current permits, licenses, insurance and other required information are attached as Addendum No. 1.

Except as expressly amended above, all terms and conditions in this Contract are ratified and confirmed and remain in full force and effect. Executed with all formalities required by law as of the date first stated above.

**Attach Notary if Out-of-State Contractor**

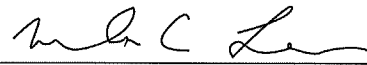
**CONTRACTOR:**

  
\_\_\_\_\_  
(Signature)

JUSTIN LEE  
\_\_\_\_\_  
(Print / Type Name)

President /  Vice President /  Secretary /  Treasurer  
(circle one)

**CONTRACTOR:**

  
\_\_\_\_\_  
(Signature)

MOONHO LEE  
\_\_\_\_\_  
(Print / Type Name)

President /  Vice President /  Secretary /  Treasurer  
(circle one)

**THE CITY OF LONG BEACH:**

By:   
\_\_\_\_\_  
City Manager

**EXECUTED PURSUANT  
TO SECTION 301 OF  
THE CITY CHARTER.**

Approved as to form:  
CHARLES PARKIN, City Attorney

By:   
\_\_\_\_\_  
Deputy



U.S. BUREAU OF LABOR STATISTICS

Bureau of Labor Statistics > Geographic Information > Western > News Release

## Western Information Office

Search Western Region



[Western Home](#)

[Western Geography](#)

[Western Subjects](#)

[Western Archives](#)

[Contact Western](#)

### News Release Information

22-1852-SAN  
Tuesday, September 13, 2022

### Contacts

**Technical information:**  
(415) 625-2270  
[BLInfoSF@bls.gov](mailto:BLInfoSF@bls.gov)  
[www.bls.gov/regions/west](http://www.bls.gov/regions/west)

**Media contact:**  
(415) 625-2270

### Related Links

[CPI historical databases](#)

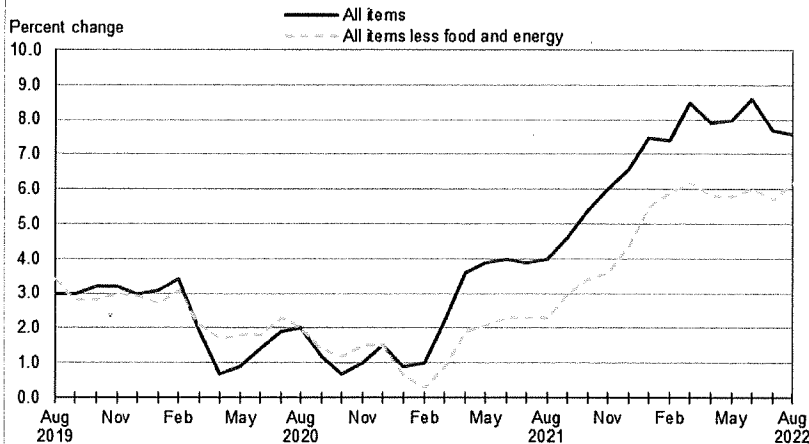
## Consumer Price Index, Los Angeles area — August 2022

Area prices were up 0.1 percent over the past month, up 7.6 percent from a year ago

Prices in the Los Angeles area, as measured by the Consumer Price Index for All Urban Consumers (CPI-U), increased 0.1 percent in August, the U.S. Bureau of Labor Statistics reported today. (See [table A](#).) Regional Commissioner Chris Rosenlund noted that the August increase was influenced by higher prices for shelter and apparel. (Data in this report are not seasonally adjusted. Accordingly, month-to-month changes may reflect seasonal influences.)

Over the last 12 months, the CPI-U increased 7.6 percent. (See [chart 1](#) and [table A](#).) Food prices advanced 9.2 percent. Energy prices rose 20.7 percent, largely the result of an increase in the price of gasoline. The index for all items less food and energy rose 6.2 percent over the year. (See [table 1](#).)

**Chart 1. Over-the-year percent change in CPI-U, Los Angeles-Long Beach-Anaheim, CA, August 2019–August 2022**



Source: U.S. Bureau of Labor Statistics.

[View Chart Data](#)

### Food



925 West Esther Street  
 Long Beach, CA 90813  
 PH: (562) 624-4120  
 FX: (562) 624-4127

**NEW CITY OF LONG BEACH RATES WITH 7.6% INCREASE**

<u>DESCRIPTION</u>	<u>UNIT</u>	10/25/2021	10/25/2022
		<u>CURRENT RATE</u>	<u>NEW RATE</u>
SUPERVISOR - S/T	HOURLY	69.48	74.76
SUPERVISOR - O/T	HOURLY	79.99	86.07
SUPERVISOR - P/T	HOURLY	79.99	86.07
CHEMIST / INDUSTRIAL HYGENIST - S/T	HOURLY	48.28	51.95
CHEMIST / INDUSTRIAL HYGENIST - O/T	HOURLY	55.35	59.56
CHEMIST / INDUSTRIAL HYGENIST - P/T	HOURLY	64.77	69.69
LEAD TECH - S/T	HOURLY	48.28	51.95
LEAD TECH - O/T	HOURLY	65.86	70.87
LEAD TECH - P/T	HOURLY	65.86	70.87
TECHNICIAN - S/T	HOURLY	48.28	51.95
TECHNICIAN - O/T	HOURLY	65.86	70.87
TECHNICIAN - P/T	HOURLY	65.86	70.87
UTILITY TRUCK 4X4 W/TRAFFIC & L.G.	HOURLY	47.11	50.69
GEAR TRUCK W/LIFTGATE	HOURLY	47.11	50.69
EMERGENCY RESPONSE UNIT - LARGE	HOURLY	218.71	235.33
EMERGENCY RESPONSE UNIT - SMALL	HOURLY	151.41	162.92
CREW VAN	HOURLY	41.22	44.35
BOB CAT W/SOLID TIRES	HOURLY	51.32	55.22
VAC TRAILER 20-BBL	HOURLY	51.32	55.22
VAC TRUCK 70-BBL W/ROPER PUMP - S/T	HOURLY	89.37	96.16
VAC TRUCK 70-BBL W/ROPER PUMP - O/T	HOURLY	89.37	96.16
VAC TRUCK 70-BBL W/ROPER PUMP - P/T	HOURLY	89.37	96.16
VAC TRUCK 120-BBL - S/T	HOURLY	89.37	96.16
VAC TRUCK 120-BBL - O/T	HOURLY	89.37	96.16
VAC TRUCK 120-BBL - P/T	HOURLY	89.37	96.16
VAC TRUCK 120-BBL SS - S/T	HOURLY	89.37	96.16
VAC TRUCK 120-BBL SS - O/T	HOURLY	89.37	96.16
VAC TRUCK 120-BBL SS - P/T	HOURLY	89.37	96.16
OMNI VAC - 85 S/T	HOURLY	232.16	249.80
OMNI VAC - 85 O/T	HOURLY	258.24	277.87
OMNI VAC - 85 P/T	HOURLY	266.65	286.92
JETTER / VACTOR COMBO UNIT - S/T	HOURLY	232.16	249.80
JETTER / VACTOR COMBO UNIT - O/T	HOURLY	258.24	277.87
JETTER / VACTOR COMBO UNIT - P/T	HOURLY	266.65	286.92
ROLL-OFF TRUCK - S/T	HOURLY	125.33	134.86
ROLL-OFF TRUCK - O/T	HOURLY	151.41	162.92
ROLL-OFF TRUCK - P/T	HOURLY	159.82	171.97
ROLL-OFF TRK & TRAILER - S/T	HOURLY	143.84	154.77
ROLL-OFF TRK & TRAILER - O/T	HOURLY	169.92	182.83
ROLL-OFF TRK & TRAILER - P/T	HOURLY	178.33	191.88
DUMP TRUCK (10 WHL) - S/T	HOURLY	88.33	95.04
DUMP TRUCK (10 WHL) - O/T	HOURLY	113.56	122.19
DUMP TRUCK (10 WHL) - P/T	HOURLY	122.81	132.14
TRASH COMPACTOR - S/T	HOURLY	174.97	188.27
TRASH COMPACTOR - O/T	HOURLY	199.36	214.51
TRASH COMPACTOR - P/T	HOURLY	207.77	223.56
25' BOX VAN - S/T	HOURLY	88.33	95.04
25' BOX VAN - O/T	HOURLY	113.56	122.19
25' BOX VAN - P/T	HOURLY	122.81	132.14
45' BOX VAN - S/T	HOURLY	102.62	110.42



925 West Esther Street  
Long Beach, CA 90813  
PH: (562) 624-4120  
FX: (562) 624-4127

45' BOX VAN - O/T	HOURLY	127.86	137.58
45' BOX VAN - P/T	HOURLY	137.11	147.53
45' FLAT BED - S/T	HOURLY	102.62	110.42
45' FLAT BED - O/T	HOURLY	127.86	137.58
45' FLAT BED - P/T	HOURLY	137.11	147.53
25' EQUIPMENT TRAILER	HOURLY	32.80	35.29
SELF-CONTAINED BREATHING APPARATUS	DAILY	127.86	137.58
6-PACK BREATHING AIR BOTTLES	DAILY	256.56	276.06
5-MINUTE EGRESS AIR BOTTLE	DAILY	36.17	38.92
TRIPOD W/DOUBLE WINCHES	DAILY	229.64	247.09
FULL BODY HARNESS W/SHOCK ABSORBER	DAILY	32.80	35.29
COPPUS BLOWER	DAILY	185.90	200.03
4-GAS AIR MONITOR	DAILY	280.96	302.31
PID METER	DAILY	389.46	419.06
MERCURY VAPOR ANALYZER	DAILY	487.04	524.06
OVA MONITOR	DAILY	340.68	366.57
PERSONAL 4-GAS METER	DAILY	232.16	249.80
ELECTRIC BLOWER	DAILY	59.72	64.26
ARROW BOARD	DAILY	208.61	224.46
PORTABLE DECON STATION W/ARROWBOARD	DAILY	278.43	299.59
BARRICADES W/REFLECTORS, EACH	DAILY	30.29	32.59
DELINEATOR/REFLECTIVE, EACH	DAILY	1.68	1.81
NO TURN RIGHT OR LEFT SIGNS, EACH	DAILY	15.14	16.29
TRAFFIC CONE/REFLECTIVE, EACH	DAILY	2.52	2.71
TRAFFIC SIGNS 48"X48"/REFLECTIVE	DAILY	34.48	37.10
AIR COMPRESSOR	HOURLY	39.53	42.53
CHEMICAL DIAPHRAGM PUMP	DAILY	292.73	314.98
DECONTAMINATION STATION	DAILY	199.36	214.51
DIAPHRAGM PUMP	DAILY	209.45	225.37
SUCTION/DISCHARGE HOSE(PER FOOT)	DAILY	0.42	0.45
HYDROBLASTER	HOURLY	73.19	78.75
INTRINSICALLY SAFE PUMP FOR FUEL TANKS	DAILY	102.62	110.42
STEAM MACHINE - 1,000 PSI	HOURLY	65.61	70.60
STEAM MACHINE - 3,500 PSI	HOURLY	57.20	61.55
PORTABLE TRASH PUMP	DAILY	195.16	209.99
AIR SCRUBBERS PORTABLE	DAILY	162.34	174.68
HEPA FILTERS FOR SCRUBBERS	EACH	121.13	130.34
55 GALLON CARBON SCRUBBERS FOR VAC TRUCKS	DAILY	185.90	200.03
3 STALL DECONTAMINATION SHOWER	DAILY	278.43	299.59
20-YARD BIN, OPEN TOP	DAILY	23.55	25.34
20-YARD BIN, CLOSED TOP	DAILY	28.60	30.77
40-YARD BIN, OPEN TOP	DAILY	23.55	25.34
40-YARD BIN, CLOSED TOP	DAILY	30.29	32.59
4" TANK MANIFOLD	DAILY	18.50	19.91
BIN LINER	EACH	49.63	53.40
20' DRUM & SUPPLY TRAILER	DAILY	195.16	209.99
BOOM TRAILER (STANDBY) W/ 1500' OF 8"X12" BOOM	DAILY	146.36	157.48
BOOM 8" x 12" (DEPLOYED)	FT/DAY	1.68	1.81
BOOM 4"x12" (DEPLOYED)	FT/DAY	0.84	0.90



925 West Esther Street  
 Long Beach, CA 90813  
 PH: (562) 624-4120  
 FX: (562) 624-4127

22' TOW/SPILL CONTROL BOAT W/ 200 HP MOTOR	HOURLY	125.33	134.86
22' X8' SELF POWERED BARGE	HOURLY	84.12	90.51
19' TOOL SPILL BOAT W/90HP	HOURLY	84.12	90.51
17' TOW/SPILL CONTROL BOAT W/ 40 HP MOTOR	HOURLY	69.82	75.13
14' TOW/SPILL CONTROL BOAT W/ 25 HP MOTOR	HOURLY	55.51	59.73
12' PUNT	HOURLY	32.80	35.29
12' PUNTS W/ 5HP MOTOR	HOURLY	41.22	44.35
GLOW STICKS FOR BOOM	EACH	5.05	5.43
SPLASH ZONE 2-PART SEALER	PER GALLON	153.10	164.74
25 LBS ANCHORS W/ 15' CHAIN	DAILY	14.30	15.39
15 LBS ANCHORS W/ 10' CHAIN	DAILY	10.10	10.87
24" BOEYS	DAILY	14.30	15.39
EMERGENCY RESPONSE TRAILER	DAILY	439.09	472.46
ROPE MOP SKIMMER	HOURLY	146.36	157.48
DRUM SKIMMER TDS-136 W/POWER PACK	HOURLY	195.16	209.99
SKIM-PAK SERIES 4000 W/CONTROL SYSTEM	HOURLY	59.72	64.26
SKIMMER TRAILER	DAILY	195.16	209.99
ABSORBENT BOOM TRAILER	DAILY	146.36	157.48
ATV (ALL TERRAIN VEHICLE) W/TRAILER	DAILY	254.88	274.25
FORKLIFT TRAILER	DAILY	92.53	99.56
10-GALLON DOT DRUM, STEEL	EACH	47.11	50.69
15-GALLON DOT DRUM, POLY	EACH	47.11	50.69
16-GALLON DOT DRUM, STEEL	EACH	47.11	50.69
20-GALLON DOT DRUM, STEEL	EACH	49.63	53.40
30-GALLON DOT DRUM, POLY	EACH	49.63	53.40
30-GALLON DOT DRUM, STEEL	EACH	49.63	53.40
5-GALLON DOT DRUM, POLY	EACH	17.66	19.00
55-GALLON DOT DRUM, POLY	EACH	58.04	62.45
55-GALLON DOT DRUM, STEEL	EACH	57.20	61.55
55-GALLON DOT DRUM, BIO	EACH	37.01	39.82
85-GALLON DRUM, OVERPACK, STEEL	EACH	208.61	224.46
95-GALLON DRUM, OVERPACK, POLY	EACH	208.61	224.46
ACID SPILFYTER NEUTRALIZER PER QT	QUART	18.50	19.91
BASE SPILFYTER NEUTRALIZER PER QT	QUART	18.50	19.91
BIO SOLVE (HYDROCARBON ENCAPSULANT)	GALLON	34.48	37.10
BLEACH	GALLON	4.21	4.53
CAUTION/BARRICADE TAPE	ROLL	23.55	25.34
CHEMICAL POLY TOTES	EACH	301.14	324.03
CHLOR-D-TECT Q4000	EACH	17.66	19.00
CITRI-CLEAN - 55-GALLONS	DRUM	778.93	838.13
DIESEL FUEL (FOR EQUIPMENT)	GALLONS	4.21	4.53
DRUM LABEL	EACH	0.84	0.90
DRUM LINER	EACH	2.52	2.71
DUCT TAPE	ROLL	5.89	6.34
EAR PLUGS (200/BOX)	BOX	97.57	104.99
FACE SHIELD	EACH	12.61	13.57
HAND AUGER	DAILY	81.59	87.79
HAND CLEANER	CAN	6.73	7.24
HEPA VACUUM FILTER PROTECTORS	EACH	19.35	20.82
HEPA VACUUM REPLACEMENT BAGS	EACH	19.35	20.82
OIL SORBENT POM POMS	BALE	53.83	57.92
PH PAPER	BOX	17.66	19.00
PLASTIC BAGS	BOX	69.82	75.13



925 West Esther Street  
Long Beach, CA 90813  
PH: (562) 624-4120  
FX: (562) 624-4127

PLASTIC SHEETING	BOX	69.82	75.13
RAGS - 50 LBS/BOX	BOX	63.09	67.88
ROPE 1/2 POLY 100'	ROLL	30.29	32.59
ROPE 5/8 POLY 100'	ROLL	34.48	37.10
SAMPLE JARS - 1 QT	EACH	12.61	13.57
SAND BAGS (50 EACH PALLET)	EACH	3.37	3.63
SHRINK WRAP	ROLL	28.60	30.77
SIMPLE GREEN	GALLON	12.61	13.57
SODA ASH	GALLON	5.89	6.34
SORBENT BOOM W/JELLING MATERIAL	BALE	389.46	419.06
SORBENT BOOM - 8" x 10"	EACH	51.32	55.22
SORBENT PADS 18"x18"x1/4" (200/BALE)	BALE	84.12	90.51
SUPERFINE (25 LBS/BAG)	BAG	17.66	19.00
TRIWALL BOXES	EACH	146.36	157.48
VACTOR FLEX HOSE 4"	PER FOOT	1.68	1.81
VACTOR FLEX HOSE 6"	PER FOOT	2.52	2.71
VERMICULITE	BAG	28.60	30.77
BIO-HAZARD "BLOOD" SPILL KIT	EACH	97.57	104.99
BOAT HOOKS - 3'-9' TELESCOPING	DAILY	6.73	7.24
BOBCAT SWEEPER ATTACHMENT	DAILY	139.63	150.24
BROOMS - HAZMAT	DAILY	10.93	11.76
CHAIN W/BINDERS	DAILY	12.61	13.57
CHEST WADERS	DAILY	58.04	62.45
14 PORTABLE GAS POWERED ABRASIVE SAW	DAILY	139.63	150.24
COM-A-LONG - 4000 LBS	DAILY	5.89	6.34
CONCRETE SAW	DAILY	146.36	157.48
CONCRETE SAW BLADE	EACH	49.63	53.40
CUTTING TORCH	DAILY	141.31	152.05
DEMO TOOLS	DAILY	73.19	78.75
DRUM SAMPLING ROD (GLASS)	EACH	6.73	7.24
DRUM VACUUM - 55 GALLON	DAILY	111.88	120.38
EXPLOSION-PROOF FLASHLIGHT	DAILY	24.40	26.25
EXTENSION LADDER	DAILY	12.61	13.57
EYEWASH STATION	DAILY	30.29	32.59
FIRE PROTECTION SUIT (1500 DEGREE PROTECTION F/	DAILY	208.61	224.46
FORK LIFT	DAILY	180.01	193.69
GENERATOR 10KV TRILER MOUNTED	DAILY	32.80	35.29
GENERATOR 5500 WATTS	DAILY	116.08	124.90
HAND TOOLS (1 SET)	DAILY	49.63	53.40
HAND WASHING STATION	EACH	47.11	50.69
HAZ-CAT KIT	TEST	19.35	20.82
HEAVY DUTY JETTER NOZZLES	DAILY	220.81	237.59
HEPA VACUUM (DRY)	DAILY	146.36	157.48
HIP WADERS	DAILY	49.63	53.40
HUDSON SPRAYER	DAILY	19.35	20.82
JACK HAMMER 90 LBS	DAILY	116.08	124.90
LIFE JACKETS	DAILY	15.14	16.29
LIGHT STAND (2 BULBS)	DAILY	34.48	37.10
LIGHT TOWER (4 BULBS)	DAILY	278.43	299.59
MEALS ON SPILLS	EACH	6.73	7.24
MERCURY VACUUM	DAILY	487.04	524.06
NON-SPARKING COLD CUTTER/ RIVET BUSTER	DAILY	92.53	99.56
NON-SPARKING COLD CUTTER TIPS	EACH	28.60	30.77



925 West Esther Street  
Long Beach, CA 90813  
PH: (562) 624-4120  
FX: (562) 624-4127

PER DIEM ALLOWANCE ON TRAVEL	DAILY	153.10	164.74
PICKS (MINERS)	DAILY	2.52	2.71
PLUG & DIKE (1LB CAN)	EACH	23.55	25.34
POLY SIPHON (POGO) PUMP	EACH	18.50	19.91
PORTABLE RESTROOM W/ SINK	DAILY	146.36	157.48
PROFILING FEE (PER WASTE STREAM)	EACH	73.19	78.75
RADIO 2-WAY, INTRISICALLY SAFE	DAILY	38.69	41.63
RAKES	DAILY	4.21	4.53
SAMPLE COOLER	DAILY	15.14	16.29
SAWZALL	DAILY	77.38	83.26
SCAFFOLDING - PORTABLE	DAILY	38.69	41.63
SCAFFOLDING - TOWERS	DAILY	75.70	81.45
SHOVELS - HAZMAT	DAILY	10.93	11.76
SKIL SAW	DAILY	34.48	37.10
STEEL SPIKES, 36"	DAILY	5.05	5.43
TRUCK RAMPS (30,000 LBS)	DAILY	278.43	299.59
VAPOR TIGHT DROP LIGHTS	DAILY	146.36	157.48
VENTILATION FAN	DAILY	111.88	120.38
WATER METER	DAILY	243.94	262.48
WATER TANK TRAILER W/PUMP	DAILY	329.74	354.80
DRUM DOLLY	DAILY	22.71	24.44
LEVEL "A" PPE	SETS	463.49	498.72
LEVEL "B" PPE	SETS	146.36	157.48
LEVEL "C" PPE	SETS	63.09	67.88
LEVEL "D" PPE	SETS	30.29	32.59