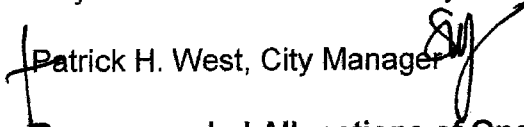




**Date:** June 5, 2013

**To:** Mayor and Members of the City Council

**From:** Patrick H. West, City Manager 

**Subject:** **Recommended Allocations of One-Time Funds**

---

Due to a number of factors, Long Beach can expect a significant amount of one-time dollars in both the current and next fiscal year. As requested by the Mayor and City Council, City Management has been preparing recommendations for use of those one-time funds as part of the FY 14 Budget process. One of our financial policies is to consider all of the City's financial issues concurrently as part of the annual budget process, including changes to the operating budget and capital budgets, so the City Council and the community can see the impact of all spending decisions and how those interact with the City Council's policies. However, should the City Council decide to expedite allocation of the funds, this memo provides staff's recommendations for the use of these funds.

#### FY 14 One-Time Funds Expected

In Fiscal Year 2014 (FY 14), Long Beach has a very unique opportunity to invest \$56.8 million of one-time funds. For more than 10 years, Long Beach has had to defer investment in our capital facilities and critical operating systems as we addressed our significant structural deficits.

Since 2001, Long Beach has had little to no resources to invest in the buildings and systems that define us as a city and make our government function to our residents' expectations. We have not been able to fund replacement of our critical financial and operating systems; repair our deteriorating public buildings, aging park equipment and facilities, and alleys; or jump start open space development. This lack of investment not only creates substandard facilities for our current residents, but impacts future generations as the need for investment grows each year if not addressed.

While the majority of the one-time funds will be targeted towards projects that residents see and utilize every day, attention must be given to those unseen critical operating systems that allow our City to function correctly. Our financial and human resources systems are in dire need of replacement. If these outmoded systems do not operate correctly, funding for all City services will be at risk. As staff presented to the Mayor and City Council on March 5, 2013, these systems are essential to meet accounting, legal, and operational requirements. These systems currently do not meet our needs for fiscal analysis, reporting, transparency, or functionality and there is an increasing potential for errors in

June 5, 2013  
Mayor and Members of the City Council  
Page 2

both operations and financial decision-making. It is critical that we do not forget these unseen systems as we plan our investment of these one-time dollars, as failure of these systems could ultimately result in major adverse impacts across a variety of City services.

The Proposed FY 14 Budget, to be released in two months, recommends investment in all of these areas.

#### City Council Allocations

The City Council has already invested some of these funds in our streets, sidewalks, and park facilities. On April 2, 2013, the City Council directed \$5.4 million of the \$56.8 million to fund these needs. On the June 11, 2013 City Council agenda, there is a recommendation from the Budget Oversight Committee (BOC) to allocate an additional \$6.45 million of the one-time funds evenly among the nine Council Districts for investments in infrastructure including residential street repaving, slurry seal, sidewalk repairs, and Parks, Recreation and Marine CIP maintenance projects. If the BOC's recommendation is approved, this will bring the total allocated to Council Districts for these purposes to \$11.85 million, outside of the budget process.

It is also worth noting that the Proposed FY 14 Budget maintains the current funding for streets and sidewalks from sources such as Gas Tax, Proposition A, Measure R, CDBG and General Fund. Added together, the FY 14 Budget will dedicate \$18.4 million to streets and sidewalks (not including the one-time allocations).

#### Funds Available for Council Priorities

The Proposed FY 14 Budget will recommend \$41.7 million to be spent in six key priority areas identified in Attachment A, and further detailed in Attachment B. This includes \$13 million for park projects and nearly \$10 million available to the City Council for allocation towards additional City Council priorities. If the City Council takes action on June 11, 2013 to allocate the \$6.45 million identified by the BOC, it is recommended this come from the undesignated funding. Based on the advice of the City Attorney, any funding divided among Council Districts will be spent based on recommendations by City staff, in collaboration with the Council District.

#### Summary

The attached documents outline the City Manager's proposed uses of the one-time funds. It is recommended the disposition of the one-time funds be considered as part of the FY 14 Budget process, which will include the Mayor's budget recommendations.

cc: Suzanne Frick, Assistant City Manager  
Reginald Harrison, Deputy City Manager  
All Department Directors

Attachments

**ONE-TIME DECISIONS MADE BY THE CITY COUNCIL TO DATE**

- Parks Capital Projects or Temporary Programs (\$1.8 million)
- Street Replacement and Slurry Seal (\$2.6 million)
- Sidewalk Replacement (\$1 million)

**ONE-TIME CATEGORIES IN PROPOSED FY 14 BUDGET**

**Critical Operating Systems Replacement (\$11.2 million)**

Replacement of outdated Finance and Human Resources systems; software for fuel purchase, fleet management, and liability claims systems, and completion of modern communications upgrades.

**Public Safety (\$5.5 million)**

Supplemental funding for both a police academy and a fire academy to replenish our public safety personnel; overtime funding for Gang Enforcement and other Police Department priorities; gender accommodation projects in Fire Stations; additional cameras for LB COPS in high priority areas.

**Parks, Playground and Library Infrastructure (\$15.0 million)**

Kick-start development of new open space and rehabilitate an aging community center; replace playground equipment; equipment and books for the new North Library;

**Public Works Infrastructure (\$3.4 million)**

New citywide alley program; streets and sidewalk system updates, and Citywide infrastructure fund for priority projects;

**Critical Public Facilities Upgrades (\$3.4 million)**

Roof and ceiling repairs, fire system installations, improvements of doors, windows and irrigation; rehabilitate aging parks and park facilities.

**Organizational Investments and FY 14 Election (\$3.2 million)**

Training for employees; investments in capital projects that yield operational savings; funds for the FY 14 election.

**Available for Council-Directed Policy Decisions (\$9.7 million)**

Funds at the City Council's discretion for further investment in areas listed above or other priorities.



# Request for One-Time Expenditures

Attachment B

<u>One-Time Resources</u>	<u>Available</u>
FY 14 One-Time Available Funds	\$ 56,840,000
<u>One-Time Expenditures</u>	
Council Committed	5,400,000
Department Recommended Projects	41,738,600
Funds Available for Council Policy Priorities	9,701,400

## Funding Requests by Category

Council Committed	Title	Est. Cost	Description, Purpose and/or Need
CW	Street Repaving and Slurry Seal	\$ 2,600,000	Approved by Council April 2, 2013. A spending plan for specific capital projects will be established in consultation with each City Council District.
CW	Sidewalks	\$ 1,000,000	Approved by Council April 2, 2013. A spending plan for specific capital projects will be established in consultation with each City Council District.
CW	Parks Capital Projects or Temporary Programs	\$ 1,800,000	Approved by Council April 2, 2013. A spending plan for specific programs and capital projects will be established in consultation with each City Council District.
	<b>Subtotal</b>	<b>\$ 5,400,000</b>	

## Critical Operating Systems Replacement

	Title	Est. Cost	Description, Purpose and/or Need
FM	Financial/HR Systems Replacement	\$ 10,000,000	Outdated system is becoming more and more of a risk to the City. It is inefficient and there are problems with accounting, reporting, transparency and controls. The system has increasing risk of failure. The total cost of a new system is \$30 million, with an estimated \$10 million funded through General Fund.
FM	Fuel Management System Software and Terminal Hardware Upgrade	\$ 170,600	Upgrades to the fuel management system software and terminal hardware are needed to better manage the City's fueling operations and to meet additional demand for audit trails and security, increase fuel keys capacity, improve real-time communication with fuel terminals to resolve customer issues at the pump poll, and improve reporting by eliminating cumbersome data downloads.
FM	Update Software application used to manage fleet maintenance activities (M4 to M5)	\$ 131,000	Upgrade the current system used to manage maintenance activities of the City's 2100+ active fleet related assets. Upgrade will improve customer access to fleet data, provide access to other applications like the fuel management system, and improved maintenance response for refuse packers.
HR	New Liability Claims System	\$ 350,000	New system software will streamline claim/lawsuit handling, offer reports to help Risk Management analyze trends and manage City costs, and allow for departments to easily report patron accidents.
TS	Completion of Phone System Upgrade	\$ 356,000	This project will convert remaining Nortel phone systems and handsets to one common VoIP platform. The upgrade will continue to reduce ongoing telecommunications cost by eliminating carrier services and maintenance contracts. Sites remaining to be converted are North PD, ECOC, Fleet Services, PRM, Animal Control, and Senior Center.

	Title	Est. Cost	Description, Purpose and/or Need
PR	Upgrade Parks and Recreation reservation and registration system technology (PRM)	\$ 150,000	This recommendation addresses findings in the May 2012 Audit of PRM. Upgrading the CLASS registration and reservation system will improve accounting controls, reporting, customer service, and online capabilities; and purchase technology to standardize use at all cash collection sites in the Department.
	<b>Subtotal</b>	<b>\$ 11,157,600</b>	

**Public Safety**

	Title	Est. Cost	Description, Purpose and/or Need
PD	Police Academy/Overtime	\$ 2,200,000	Recruit Academy and overtime funds as determined by the Police Chief. Any funds not needed for the Academy will be used by the Police Department at the Chief's discretion to address priority issues.
PD	FY13/FY 14 Gang Enforcement	\$ 600,000	A one-time amount is needed in FY 13 and FY 14 to supplement gang enforcement at the Police Chief's discretion.
PD	LBCOPS Cameras	\$ 500,000	Additional cameras based on Police Department priority needs.
FD	2nd Fire Recruit Academy	\$ 1,350,000	Recruit class to fill vacancies in the Fire Department. The additional academy would provide employees who would reduce call-back staffing costs.
FD	FD Gender Accommodation / Fire Station Improvements	\$ 900,000	Complete fire station gender accommodation modifications. Remaining resources will be used to fund additional fire station improvements, including HVAC, roof, window, kitchen and other repairs.
	<b>Subtotal</b>	<b>\$ 5,550,000</b>	

**Parks, Playground & Library Infrastructure**

	Title	Est. Cost	Description, Purpose and/or Need
PR	Houghton	\$ 3,000,000	Replacement of one of the oldest and most heavily-used community centers in the City. The current facility is dilapidated and in a deteriorated state. This would provide the first phase of funding for a project expected to cost between \$6 and \$8 million.
PR	Willow Springs	\$ 1,000,000	Willow Springs is one the largest open spaces in the City that is land-banked for park development purposes, with a long history of efforts to improve this site. As Willow Springs is now a passive use park, park development is considerably less expensive and \$1 million can open up large parts of Willow Springs park to the public.
PR	Drake	\$ 1,000,000	The City has already invested significantly in purchasing land for Drake park to provide much needed park space to a park-starved area. The funds provided will help to develop this park and leverage grant dollars to bring park amenities such as soccer fields and landscaping to Drake park.
PR	Chittick	\$ 1,000,000	Chittick Field is one of the City's most dilapidated park areas that is quickly becoming a treasure. The City currently has a project to transition this storm retention basin into a community recreation facility and construction is underway. Chittick Field needs approximately \$1 million to fully achieve the desired outcome, including funding night lighting for the sports fields.
PR	Davenport	\$ 1,000,000	The City completed Phase 1 of Davenport Park in 2007. Phase 2 of the project would perform soil cleanup of an old landfill and connect the park to Paramount Blvd. The \$1 million will fund soil remediation and allow pursuit of grant applications to construct the park.
PR	Nature Center	\$ 1,000,000	The Nature Center is one of the jewels of Long Beach and one of only a handful in Southern California. Unfortunately, the current building is substandard and requires significant investment. The \$1 million will fund building enhancements at the Nature Center to upgrade that facility.
PR	Bixby Park	\$ 1,000,000	This funding would construct a new public restroom to support park events in a heavily used park on Ocean Blvd. Remaining resources will be used to fund additional facility and grounds maintenance work at Bixby Park.
PR	El Dorado Regional Park Infrastructure Repair	\$ 1,000,000	Long Beach is unique in that it is one of only a handful of cities that has a Regional Park. El Dorado Park has several needs, and these funds will help repair park infrastructure. This \$1 million will assist with the repair of the Duck Pond walkway, parking lot asphalt repair and replacement, and Duck Pond pump replacement to reduce water costs and improve water quality, as well as other infrastructure repairs in El Dorado Park.

	Title	Est. Cost	Description, Purpose and/or Need
PR	Recreation Park and Area Infrastructure	\$ 1,000,000	Infrastructure repairs for Recreation Park and area infrastructure.
PR	Parks Playground Equipment Replacement	\$ 2,250,000	These funds would be distributed throughout the City to replace aging and outdated playground equipment. New equipment will be compliant with new ADA codes.
LS	Furniture and Equipment for New North Library	\$ 1,200,000	The new North Library will need furnishings including shelving, seating, tables, equipment, etc. Funding for those items are not included in construction of the new building.
LS	Opening Day Collection for New North Library	\$ 400,000	The new North Library will need a start-up collection purchased in preparation for opening day.
LS	Replace Library Public Computer Management System	\$ 50,000	The system manages the time allowed on a computer per session, print management, etc. The current system no longer has technical support available and must be replaced.
LS	Library Laptop Tables for 10 Branch Libraries	\$ 50,000	10 branch libraries have an inadequate number of power outlets in public spaces to accommodate computers. Power outlets set into library tables will provide more space for computer users and create a safer environment.
	<b>Subtotal</b>	<b>\$ 14,950,000</b>	

**Public Works Infrastructure**

	Title	Est. Cost	Description, Purpose and/or Need
PW	Citywide Pavement Mgmt Update	\$ 750,000	The pavement management system provides for the systematic evaluation and replacement of the 815 miles of City roadways. The information is over 10 years old and becoming obsolete. An updated system would provide better accuracy in tracking and costing future repairs and prioritizing repaving, rebuilding and slurring. By properly identifying future infrastructure needs, repairs could be made before complete reconstruction would be required.
PW	Citywide Sidewalk Update	\$ 500,000	Staff currently relies upon a sidewalk survey conducted in 1999 to recommend target areas for the annual sidewalk replacement program. This survey is clearly obsolete. A new survey, coupled with an updated pavement management system, will allow the City to more effectively and accurately manage its capital improvement program.
PW	Asphalt Zipper	\$ 100,000	This machine allows for a 2-man crew to remove and replace sections of asphalt streets that suffer from tree root intrusion in a few hours. Currently, a 4 or 5 man crew requires 2 days of work to handle this type of work.
PW	CityPlace Parking Garage Improvements	\$ 160,000	The project is needed to improve access for the disabled, perform repairs to the ground floor asphalt and the parking machines, and to make improvements to the facade.
PW	Alley Projects	\$ 900,000	Typically no funding is allocated for alley improvements. These funds would be distributed throughout the City to address the most critical alleys.
CW	Repair and Replacement Contingency	\$ 1,000,000	Provide contingency funds that the City Manager may use to fund equipment or facility repairs that otherwise are not budgeted and cannot be delayed until the next budget.
	<b>Subtotal</b>	<b>\$ 3,410,000</b>	

**Critical Public Facilities Upgrades**

	Title	Est. Cost	Description, Purpose and/or Need
PR	Emergency Exit Doors at Park Facilities	\$ 25,000	One-time upgrade to repair and replace 6 emergency exit doors to address safety issues.
PR	Parks Roof Replacement	\$ 475,000	One-time roof repair and replacement at multiple sites that are currently leading to ongoing maintenance costs, safety and aesthetic issues that are impacting use of the facilities.
PR	Replace Doors, Frames and Windows at Park Facilities	\$ 225,000	Replacement of chronic failing doors, frames, and windows at Park facilities and community centers.
PR	Community Center Repairs	\$ 100,000	One-time repair of current community centers (e.g. deferred painting, signage, plumbing, electrical), to address basic safety issues.

	Title	Est. Cost	Description, Purpose and/or Need
PR	Parks Bathroom Partition Replacement and Repair	\$ 150,000	One-time installation of new bathroom stall partitions in park freestanding restrooms (both men and women).
PR	Park Walkway Repairs	\$ 250,000	Multiple park sites have walkways that are in dire need of repair. These funds will repair and replace uneven walkways in parks throughout the City.
PR	Upgrade and replace irrigation systems and reduce ongoing water consumption at parks	\$ 1,100,000	One time upgrade and replacement of irrigation systems. Potential locations include: Drake, Peace, Seaside, City Hall/Civic Center, Carrol, Miracle, 4th Street Senior Center, Bixby, Bluff Area, Los Altos, Whaley, Recreation, Stearns, Heartwell, El Dorado West, Hudson, Veterans, MLK Jr., Cerritos, Orange, Houghton, DeForest parks. Will result in significant reduction of water usage.
PR	Renovate and Repair Athletic Fields	\$ 100,000	One-time upgrade to existing athletic fields currently used for rent by youth and adult leagues. Will help to reduce more expensive ongoing field renovation costs.
LS	Library Roof Replacement	\$ 500,000	The majority of branch library roofs have exceeded their useful life and there is potential for leaking and damaging the collection and equipment.
LS	Library Security Cameras and Security Improvements	\$ 76,000	Cameras, DVRs, and monitors for 12 libraries, to allow for monitoring of Library facilities and operations. Monitoring will provide increased security for patrons and staff, increased ability to prevent loss and theft, and allow the Library to provide video footage in the event of an incident. Additional fencing and outside lighting at 3 branch libraries where safety and security have been an issue (Bayshore, Harte and Twain).
HE	West Facilities Center Roof Replacement	\$ 275,000	The West Facilities Center roof has several leaks that damage the facility's fixtures and equipment during heavy rains and must be replaced. Replacement of the roof will also improve energy efficiency.
HE	MSC Telecommunications Reconfiguration	\$ 150,000	The Multi-Service Center for the Homeless (MSC) is undergoing a facility modernization funded by LA County. Floor plan changes require a reconfiguration of the facility's telephone/intranet/internet infrastructure including cabling and equipment in order to complete the project. There is no funding for this component of the project.
	<b>Subtotal</b>	<b>\$ 3,426,000</b>	

**Organizational Investments & FY 14 Elections**

	Title	Est. Cost	Description, Purpose and/or Need
CC	FY14 Elections and possible run-offs	\$ 2,170,000	FY14 elections, assuming a full race in every office and no appointments, is estimated at \$2.9M. Estimated revenue for elections is \$649,000, which are reimbursements from LB Unified and City College.
FM	Establish an efficiency incentive revolving fund	\$ 1,000,000	This fund would be created to provide a revolving fund for projects that pay back the initial investment over a few years through the savings created. Money would be returned by a charge to the impacted department's operating budget.
HR	New Employee Orientation	\$ 40,000	Develop an on-line orientation with updated capabilities for new employees to more efficiently and expeditiously ensure that new employees receive necessary information as they begin their City careers.
HR	Human Resources Academy	\$ 35,000	Recently there have been several substantial changes in State and Federal law related to employee issues, including health care benefits, labor relations, pension reform, and other legal changes. In depth training is required to ensure the City's Human Resources are properly prepared and certified to implement these changes throughout the organization.
	<b>Subtotal</b>	<b>\$ 3,245,000</b>	

**Available for Council-Directed Policy Decisions**

	Title	Est. Cost	Description, Purpose and/or Need
CW	Funds Available for Council Policy Priorities	\$ 9,701,400	
	<b>Subtotal</b>	<b>\$ 9,701,400</b>	
	<b>TOTAL</b>	<b>\$ 56,840,000</b>	





	A	B	D	E	F	G	H	I	J	K	L	M	N
<b>CD1 Allocations</b>													
Sources of Funds	Done	Defunded Positions	FY12				FY13				Total Project Cost		
			Measure R	Measure R (mid-year)	Uplands Oil \$4.5M	Uplands Oil \$1.0M	Slurry Seal \$2.0M	Sidewalks \$1.0M (1)	Street Rehab \$2.6M (1)	PRM \$1.8M (1)		Infrastructure (2)	
4													
5													
6													
7													
8													
<b>Uses of Funds</b>													
9													
10													
11													
12													
13													
14													
15													
16													
17													
18													
19													
20													
21													
22													
23													
24													
25													
26													
27													
28													
29													
30													
31													
32													
33													
34													
35													
36													
37													
38													
39													
40													
41													
42													
43													
44													
45													
46													
47													
48													
49													
50													
51													
52													
53													
54													

(1) Funding Approved by City Council on 5/7/13 (Agenda # R-12, 2nd Qtr Budget Adjustment).  
 (2) Funding approved by City Council on 6/11/13 (Agenda Item R-6)

CD 2 Allocations												
Sources of Funds	Done	Defunded	FY12			FY13						Total Project Cost
			Measure R (Mid-year) \$2.3M	Measure R \$262,570	Uplands Oil \$4.5M	Uplands Oil \$1.0M	Shurry Seal \$2.0M	Sidewalks \$1.0M	Street Rehab \$2.6M	PRM \$1.8M	Infrastructure	
5 FY12		\$ 34,226	\$ 262,570	\$ 177,621	\$ 500,000	\$ 111,111	\$ 222,222	\$ 200,000	\$ 288,889	\$ 200,000	\$ 680,242	\$ 974,417
6 FY13		\$ 34,226	\$ 626,903	\$ 177,621	\$ 500,000	\$ 111,111	\$ 222,222	\$ 200,000	\$ 288,889	\$ 200,000	\$ 680,242	\$ 2,952,325
7 Total												
Uses of Funds												
9 Sidewalks - Additional					\$ 5,000	\$ 111,111						\$ 222,222
10 Speed Feedback Sign					\$ 5,000						\$ 10,000	\$ 5,000
11 Speed Feedback Sign on Broadway					\$ 10,000							\$ 10,000
12 Cross Gutter, Hermosa & Cherry					\$ 10,000							\$ 10,000
13 At Last Café Bulbout (2nd and Orange)					\$ 10,000							\$ 10,000
14 Bobby Park Fountain Renovation (Split with CD3)					\$ 17,500							\$ 17,500
15 Bobby Park Historic Light Install		\$ 15,000			\$ 17,500							\$ 15,000
16 Recommendations (LED Lighting)												\$ 30,000
17 Bobby Park Curb Repair												\$ 20,000
18 Residential Streets			\$ 620,674	\$ 11,194			\$ 222,222		\$ 288,889		\$ 325,000	\$ 1,467,980
19 Major Corridor Master Planning (Broadway, 4th and 7th)					\$ 150,000							\$ 150,000
20 Major Corridor Master Funding (Broadway, 4th and 7th)					\$ 150,000						\$ 150,000	\$ 300,000
21 Pine Avenue Improvement Projects		\$ 73,846			\$ 26,154							\$ 100,000
22 7th and Temple Blight Renovation					\$ 45,000							\$ 45,000
23 Neighborhood Landmarks (7th and Alamos)					\$ 20,000							\$ 20,000
24 Pedestrian Commercial Corridor Lighting Program (Non-CD36)					\$ 20,000							\$ 20,000
25 Bikes Off Sidewalks Stencils/Signage					\$ 10,000							\$ 10,000
26 Seaside Way Dog Park					\$ 2,000							\$ 2,000
27 Downtown Dog Park		\$ 3,852			\$ 2,168							\$ 6,000
28 Solar Lights - 4th and Cherry Parking Lot					\$ 3,500							\$ 3,500
29 7th Street Pavers			\$ 6,223	\$ 130,427								\$ 136,656
30 Parking Meter Painting	Y				\$ 1,200							\$ 1,200
31 Rose Park Tree Planting	Y				\$ 7,500							\$ 7,500
32 East Village Tree Planting					\$ 2,400							\$ 2,400
33 10th, 7th & Broadway Tree Planting					\$ 4,078						\$ 50,000	\$ 50,000
34 745 Broadway - Maru Maki Sushi	Y				\$ 13,500							\$ 4,078
35 Rain Garden (2nd/Orange)					\$ 13,500							\$ 13,500
36 Lincoln Park/Library Slope Landscaping		\$ 10,000										\$ 10,000
37 Lincoln Park Security Cameras												\$ 30,000
38 Alamos Library Repairs												\$ 40,000
39 Shoreline Dr/Ocean Median Imp.												\$ 5,000
40 Quiet Zone Signs												\$ 3,000
41 Orange Ave Repave					\$ 35,000							\$ 36,000
42 PW Total Council Authorized		\$ 102,678	\$ 626,903	\$ 177,621	\$ 500,000	\$ 111,111	\$ 222,222	\$ 200,000	\$ 288,889	\$ 149,899	\$ 663,000	\$ 2,803,536
43 Park Infrastructure												\$ 149,899
44 One-time Recreational Programming										\$ 17,000		\$ 17,000
45 Parks Total Council Authorized										\$ 166,899		\$ 166,899
46												
47 Carryover Balance		\$ 68,452										\$ 68,452
48 Remaining Funds												\$ 50,343
49												

50 (3) Funding Approved by City Council on 5/7/13 (Agenda # R-12, 2nd Qtr Budget Adjustment).  
 51 (2) Funding approved by City Council on 6/11/13 (Agenda Item 6.6)

CD3 Allocations													
A	B	D	E	F	G	H	I	J	K	L	M	N	
Sources of Funds	Done	Defunded	FY12			FY13 One Time						Infrastructure (2)	Total Project Cost
			Measure R	Measure R (mid-year)	Uplands Oil \$4.5M	Uplands Oil \$1.0M	Slurry Seal \$2.0M	Sidewalks \$1.0M (1)	Street Rehab \$2.6M (1)	PRM \$1.8M (1)			
4													
5		\$ 34,226	\$ 371,314	\$ 251,184	\$ 500,000								\$ 1,156,724
6			\$ 597,063										\$ 2,210,638
7		\$ 34,226	\$ 968,377	\$ 251,184	\$ 500,000								\$ 3,367,362
8													
9													
10	Y				\$ 2,775								\$ 2,775
11	Y				\$ 727								\$ 727
12					\$ 1,400								\$ 1,400
13	Y				\$ 750								\$ 750
14	Y				\$ 1,500								\$ 1,500
15		\$ 38,157	\$ 968,377	\$ 251,184	\$ 54,596								\$ 2,214,778
16					\$ 17,500								\$ 17,500
17		\$ 5,000											\$ 5,000
18		\$ 10,000											\$ 10,000
19	Y				\$ 500								\$ 500
20	Y	\$ 717											\$ 717
21	Y	\$ 5,115											\$ 5,115
22	Y	\$ 1,148											\$ 1,148
23													\$ -
24	Y				\$ 3,992								\$ 3,992
25	Y				\$ 105,000								\$ 105,000
26					\$ 8,000								\$ 8,000
27					\$ 295,000								\$ 295,000
28					\$ 8,260								\$ 8,260
29		\$ 60,137	\$ 968,377	\$ 251,184	\$ 500,000								\$ 3,182,162
30													\$ 197,117
31													\$ -
32													\$ 197,117
33													\$ -
34		\$ 25,911											\$ 25,911
35		\$ -	\$ -	\$ -	\$ -	\$ 11,111	\$ -	\$ -	\$ -	\$ -	\$ 2,883	\$ -	\$ 13,994
36													\$ -
37													\$ -
38													\$ -
39													\$ -

(1) Funding Approved by City Council on 5/7/13 (Agenda # R-12, 2nd Qtr Budget Adjustment).  
 (2) Funding approved by City Council on 6/11/13 (Agenda Item R-6)

		A	B	D	E	F	G	H	I	J	K	L	M	N
CD 4														
Allocations														
Sources of Funds	Done	Defunded	FY12					FY13					Total Project Cost	
			Measure R	Measure R (mid-year)	Uplands Oil \$4.5M	Uplands Oil \$1.0M	Slurry Seal \$2.0M	Sidewalks \$1.0M (1)	Street Rehab \$2.6M (1)	PRM \$1.8M (1)	Infrastructure (2)			
5 FY12		\$ 34,226	\$ 608,989	\$ 411,964	\$ 500,000									\$ 1,555,179
6 FY13			\$ 799,807											\$ 2,413,382
7 Total		\$ 34,226	\$ 1,408,796	\$ 411,964	\$ 500,000									\$ 3,968,561
<b>Uses of Funds</b>														
9 Sidewalks - Additional Residential Streets			\$ 1,408,796	\$ 173,038	\$ 444,000									\$ 111,111
11 Orizaba Park Interpretive Panels	Y				\$ 15,000									\$ 2,536,945
12 French Drain 2090 McNab	Y				\$ 1,585									\$ 1,585
13 Stearns Park Ball Field Fencing					\$ 7,680									\$ 7,680
14 Coronado Ave Rebuild	Y				\$ 238,926									\$ 238,926
15 Total Council Authorized		\$ -	\$ 1,408,796	\$ 411,964	\$ 468,265	\$ -	\$ 111,111	\$ 222,222	\$ 111,111	\$ 111,111	\$ 288,889	\$ -	\$ -	\$ 2,911,247
16 Park Infrastructure		\$ 102,678			\$ 31,735	\$ 111,111						\$ 200,000	\$ 680,242	\$ 1,125,766
17 One-time Recreational Programming														\$ -
18 Parks Total Council Authorized		\$ 102,678	\$ -	\$ -	\$ 31,735	\$ 111,111						\$ 200,000	\$ 680,242	\$ 1,125,766
19														
20														
21 Carryover Balance		\$ 68,452												\$ 68,452
22 Remaining Funds		\$ -	\$ -	\$ -	\$ -	\$ -	\$ 0	\$ -	\$ -	\$ 0	\$ -	\$ -	\$ -	\$ 0
23														
24 (1) Funding Approved by City Council on 5/7/13 (Agenda # R-12, 2nd Qtr Budget Adjustment).														
25 (2) Funding approved by City Council on 6/11/13 (Agenda Item R-6)														

		A	B	D	E	F	G	H	I	J	K	L	M	N
		CD 5 Allocations												
Sources of Funds	Done	Defunded	FY12					FY13					Total Project Cost	
			Measure R	Measure R (mid-year)	Uplands Oil \$4.5M	Uplands Oil \$1.0M	Slurry Seal \$2.0M	Sidewalks \$1.0M <sup>(1)</sup>	Street Rehab \$2.6M <sup>(1)</sup>	PRM \$1.8M <sup>(1)</sup>	Infrastructure <sup>(2)</sup>			
5 FY12		\$ 34,226	\$ 378,429	\$ 255,996	\$ 500,000	\$ 111,111	\$ 222,222	\$ 111,111	\$ 288,889	\$ 200,000	\$ 680,242	\$ 1,168,651		
6 FY13			\$ 543,329											
7 Total		\$ 34,226	\$ 921,758	\$ 255,996	\$ 500,000	\$ 111,111	\$ 222,222	\$ 111,111	\$ 288,889	\$ 200,000	\$ 680,242	\$ 3,325,555		
<b>Uses of Funds</b>														
9 Sidewalks - Additional		\$ 12,447			\$ 1,231									\$ 124,789
10 6100 Block of Keynote														\$ 147,651
11 3500 Block of Marna														\$ 370,608
12 Barrios Street & San Vicente Ave														\$ 24,851
13 Los Arcos Street & Cantal Street														\$ -
14 El Dorado Library (Windows & Slurry Seal)														\$ 7,000
15 Bach Library (Slurry Seal)														\$ 39,000
16 Euclid Alley Curb & Gutter		\$ 4,500												\$ 4,500
17 French Drain and Soils Report	Y	\$ 3,234												\$ 3,234
18 Residential Streets			\$ 921,758	\$ 255,996	\$ 495,000	\$ 90,936	\$ 222,222		\$ 288,889					\$ 2,274,801
19 Good Neighbor Park Lighting	Y	\$ 14,045												\$ 14,045
20 El Dorado Dog Park														\$ 65,500
21 Curb Repair on McTab					\$ 1,500									\$ 1,500
22 American Flags	Y				\$ 2,269									\$ 2,269
23 Armourdale Light Pole Install														\$ 14,961
24 Lana/Rutgers						\$ 20,175								\$ 20,175
25 Total Council Authorized		\$ 34,226	\$ 921,758	\$ 255,996	\$ 500,000	\$ 111,111	\$ 222,222	\$ 111,111	\$ 288,889	\$ -	\$ 669,571	\$ 3,114,884		
26 Park Infrastructure										\$ 180,500		\$ 180,500		
27 One-time Recreational Programming										\$ 19,500		\$ 19,500		
28 Parks Total Council Authorized										\$ 200,000		\$ 200,000		
29														
30														
31 Remaining Funds		\$ -	\$ -	\$ -	\$ -	\$ -	\$ -	\$ -	\$ -	\$ -	\$ -	\$ -	\$ 10,671	\$ 10,671
32														
33	(1) Funding Approved by City Council on 5/7/13 (Agenda # 8-12, 2nd Qtr Budget Adjustment).													
34	(2) Funding approved by City Council on 6/11/13 (Agenda Item R-6)													

		A	B	D	E	F	G	H	I	J	K	L	M	N	
		CD 6 Allocations													
Sources of Funds	Done	Defunded Positions	FY12					FY13					PRM \$1.8M <sup>(1)</sup>	Infrastructure <sup>(2)</sup>	Total Project Cost
			Measure R	Measure R (mid-year)	Uplands Oil \$4.5M	Uplands Oil \$1.0M	Slurry Seal \$2.0M	Sidewalks \$1.0M <sup>(1)</sup>	Street Rehab \$2.6M <sup>(1)</sup>	Uplands Oil \$1.0M	Slurry Seal \$2.0M	Sidewalks \$1.0M <sup>(1)</sup>			
5 FY12		\$ 34,226	\$ 342,501	\$ 500,000											\$ 876,727
6 FY13			\$ 498,044	\$ 231,692											\$ 2,343,311
7 Total		\$ 34,226	\$ 840,544	\$ 500,000											\$ 3,220,037
<b>Use of Funds</b>															
8 Sidewalks - Additional															\$ 111,111
9 Pull box at Gundry & PCH															\$ -
10 Cameras @ Vets Park	Y			\$ 21,300											\$ 21,300
11 Cameras @ MLK	Y			\$ 27,300											\$ 27,300
12 Cameras @ McArthur	Y			\$ 32,700											\$ 32,700
13 Residential Streets			\$ 840,544	\$ 231,692											\$ 2,031,897
14 Banners				\$ 15,000											\$ 15,000
15 PBID 1				\$ 75,000											\$ 75,000
16 PBID 2				\$ 75,000											\$ 75,000
17 PBID 3				\$ 75,000											\$ 75,000
18 Basketball Court (Clippers)	Y			\$ 10,000											\$ 10,000
19 MLK Parade Charges	Y			\$ 19,932											\$ 19,932
20 Walnut Paving - PCH to 20th		\$ 102,678		\$ 83,768											\$ 186,446
21 SCE Undergrounding Alamitos				\$ 65,000											\$ 65,000
22 Total Council Authorized		\$ 102,678	\$ 840,544	\$ 500,000	\$ 231,692	\$ 111,111	\$ 222,222	\$ 111,111	\$ 288,889	\$ 448,550	\$ 2,031,897	\$ 99,657	\$ 231,692	\$ 442,460	\$ 2,745,686
23 Park Infrastructure															\$ 17,000
24 One-time Recreational Programming															\$ 116,657
25 Parks Total Council Authorized															\$ 459,460
26															
27															
28															
29 Carryover Balance		\$ 68,452													\$ 68,452
30 Remaining Funds		\$ -	\$ -	\$ 0	\$ -	\$ -	\$ -	\$ -	\$ -	\$ -	\$ -	\$ -	\$ -	\$ -	\$ 83,343
31															\$ 83,343
32 (1) Funding Approved by City Council on 5/7/13 (Agenda # R-12, 2nd Qtr Budget Adjustment).															
33 (2) Funding approved by City Council on 6/11/13 (Agenda Item R-6)															

		A	B	D	E	F	G	H	I	J	K	L	M	N
<b>CD 7 Allocations</b>														
Sources of Funds	Done	Defunded	FY12			FY13						PRM \$1.8M <sup>(1)</sup>	Infrastructure <sup>(2)</sup>	Total Project Cost
			Measure R	Measure R (mid-year)	Uplands Oil \$4.5M	Uplands Oil \$1.0M	Slurry Seal \$2.0M	Sidewalks \$1.0M <sup>(1)</sup>	Street Rehab \$2.6M <sup>(1)</sup>					
4														
5		34,226	496,790	336,064	500,000									1,367,080
6			817,089											2,430,664
7		34,226	1,313,879	336,064	500,000	111,111	111,111	222,222	111,111	288,889	200,000	680,242		3,797,744
8														
<b>Uses of Funds</b>														
9	Y				300,000									411,111
10		34,226	1,313,879	336,064	159,396			222,222			288,889		575,835	2,930,511
11	Y				10,000									10,000
12	Y				24,500									24,500
13					200									200
14														9,375
15														7,000
16														9,600
17	Y				5,904									5,904
18		34,226	1,313,879	336,064	500,000	9,600	111,111	222,222	288,889	592,210	163,000	16,375		3,408,201
19														17,000
20														180,000
21														196,375
22														
23														20,000
24														71,657
25														193,168
26														
27														


(1) Funding Approved by City Council on 5/7/13 (Agenda # R-12, 2nd Qtr Budget Adjustment).

(2) Funding approved by City Council on 6/11/13 (Agenda Item R-6)

		A	B	D	E	F	G	H	I	J	K	L	M	N	
		CD 8 Allocations													
Sources of Funds	Done	Defunded	FY12					FY13					Total Project Cost		
			Measure R	Measure R (mid-year)	Uplands Oil \$4.5M	Uplands Oil \$1.0M	Slurry Seal \$2.0M	Sidewalks \$1.0M <sup>(1)</sup>	Street Rehab \$2.6M <sup>(2)</sup>	PRM \$1.8M <sup>(3)</sup>	Infrastructure <sup>(2)</sup>				
5 FY12		\$ 34,226	\$ 434,652	\$ 294,026	\$ 500,000	\$ 111,111	\$ 222,222	\$ 111,111	\$ 288,889	\$ 200,000	\$ 680,242	\$ 1,262,904			
6 FY13			\$ 611,579											\$ 2,225,154	
7 Total		\$ 34,226	\$ 1,046,231	\$ 294,026	\$ 500,000	\$ 111,111	\$ 222,222	\$ 111,111	\$ 288,889	\$ 200,000	\$ 680,242	\$ 3,488,058			
<b>Uses of Funds</b>															
9 Sidewalks - Additional														\$ 111,111	
10 Scherer Park Lake Dredging	Y				\$ 49,590									\$ 49,590	
11 SP Game Court Surface (grant funded)														\$ -	
12 SP Dog Park Surface	Y				\$ 18,940									\$ 18,940	
13 SP Game Court Fencing					\$ 11,260									\$ 11,260	
14 SP Pump Replacement	Y				\$ 27,730									\$ 27,730	
15 SP Sidewalks (Original + Add'l)	Y				\$ 76,717									\$ 76,717	
16 Banner Replacement	Y				\$ 1,873									\$ 1,873	
17 Park Painting	Y				\$ 13,230									\$ 13,230	
18 Residential Streets			\$ 1,046,231	\$ 294,026	\$ 169,000		\$ 222,222		\$ 288,889			\$ 680,242		\$ 1,851,368	
19 Residential Streets - North LB		\$ 81,166												\$ 930,408	
20 Atlantic/Bixby Pavers		\$ 1,800												\$ 1,800	
21 Container Painting					\$ 2,563									\$ 2,563	
22 Tree Planting - Virginia CC Area					\$ 15,498									\$ 15,498	
23 2nd Sundays in the Village					\$ 10,000									\$ 10,000	
24 FY12 Overage Transfer	Y				\$ 15,966									\$ 15,966	
25 Atlantic Tree Grates		\$ 19,712												\$ 19,712	
26 Corridor Revitalization					\$ 10,000									\$ 10,000	
27 Railroad Murals					\$ 66,093									\$ 66,093	
28 Total Council Authorized		\$ 102,678	\$ 1,046,231	\$ 294,026	\$ 488,460	\$ -	\$ 222,222	\$ 111,111	\$ 288,889		\$ 680,242	\$ 3,233,859			
29 Park Infrastructure												\$ 96,726		\$ 96,726	
30 One-time Recreational Programming												\$ 49,500		\$ 49,500	
31 Parks Total Council Authorized												\$ 146,226		\$ 146,226	
32															
33															
34 Carryover Balance		\$ 68,452												\$ 68,452	
35 Remaining Funds		\$ (0)	\$ -	\$ -	\$ 11,540	\$ 111,111	\$ -	\$ -	\$ -	\$ 53,774	\$ (0)	\$ 176,425		\$ 176,425	
36															
37 (1) Funding Approved by City Council on 5/7/13 (Agenda # R-12, 2nd Qtr Budget Adjustment).															
38 (2) Funding approved by City Council on 6/11/13 (Agenda Item R-6)															



	A	B	D	E	F	G	H	I	J	K	L	M	N
<b>CD 9 Allocations</b>													
	<b>FY13</b>												
	<b>FY12</b>												
Sources of Funds	Done	Defunded	Measure R	Measure R (mid-year \$2.3M)	Uplands Oil \$4.5M	Uplands Oil \$1.0M	Slurry Seal \$2.0M	Sidewalks \$1.0M (2)	Street Rehab \$2.6M (1)	PRM \$1.8M (1)	Infrastructure (2)	Total Project Cost	
5	FY12	\$ 34,226	\$ 234,398	\$ 158,563	\$ 500,000	\$ 111,111	\$ 222,222	\$ 111,111	\$ 288,889	\$ 200,000	\$ 680,242	\$ 927,187	
6	FY13		\$ 411,361									\$ 2,024,936	
7	Total	\$ 34,226	\$ 645,759	\$ 158,563	\$ 500,000	\$ 111,111	\$ 222,222	\$ 111,111	\$ 288,889	\$ 200,000	\$ 680,242	\$ 2,952,123	
8	<b>Uses of Funds</b>												
9	Sidewalks - Additional							\$ 111,111				\$ 111,111	
10	BID Formation				\$ 68,000							\$ 68,000	
11	Andy PBID				\$ 15,000							\$ 15,000	
12	NLB PBID				\$ 16,800							\$ 16,800	
13	Houghton Park BBQ Area				\$ 15,000							\$ 15,000	
14	Atlantic Pkwy Fitness Park	\$ 75,000									\$ 35,000	\$ 75,000	
15	Coolidge Dog Park										\$ 75,000	\$ 35,000	
16	Atlantic Complete Streets										\$ 75,000	\$ 35,000	
17	Uptown Ren. Banners, Swag etc.	\$ 24,587		\$ 413							\$ 75,000	\$ 25,000	
18	Facilitation				\$ 1,000							\$ 1,000	
19	Art at the Lot Matching					\$ 20,000						\$ 20,000	
20	Small Park Improvements					\$ 25,000						\$ 25,000	
21	Residential Streets		\$ 645,759	\$ 158,563	\$ 241,437		\$ 222,222		\$ 288,889			\$ 1,556,870	
22	Ramona Park B Ball	Y			\$ 12,150							\$ 12,150	
23	Tree Trimming - Trafford St	Y			\$ 3,300							\$ 3,300	
24	Houghton Park - Picnic Upgrades	Y			\$ 13,775							\$ 13,775	
25	Coolidge Park - Light Pole Install				\$ 3,000							\$ 3,000	
26	Coolidge Park - Dog Park Facility					\$ 35,000						\$ 35,000	
27	Cherry Median Landscaping					\$ 11,000						\$ 11,000	
28	Houghton Park - Jazz Concert					\$ 16,250						\$ 16,250	
29	Neighborhood Services				\$ 9,730							\$ 9,730	
30	Greener Good Farmers Marker				\$ 395							\$ 395	
31	Fitness Park in SCE ROW				\$ 100,000							\$ 100,000	
32	Total Council Authorized	\$ 99,587	\$ 645,759	\$ 158,563	\$ 500,000	\$ 107,250	\$ 222,222	\$ 111,111	\$ 288,889		\$ 110,000	\$ 2,243,381	
33	Park Infrastructure									\$ 171,988		\$ 171,988	
34	One-time Recreational Programming									\$ 17,000		\$ 17,000	
35	Parks Total Council Authorized									\$ 188,988		\$ 188,988	
36													
37													
38	Carryover Balance	\$ 65,361										\$ 65,361	
39	Remaining Funds	\$ 0	\$ -	\$ -	\$ 0	\$ 3,861	\$ -	\$ -	\$ -	\$ 11,012	\$ 570,242	\$ 585,115	
40													
41	(1) Funding Approved by City Council on 5/7/13 (Agenda # R-12, 2nd Qtr Budget Adjustment).												
42	(2) Funding approved by City Council on 6/11/13 (Agenda Item R-6)												



FY 2012 One-Time Uplands Oil Funds - FY 2013 Status Update


Project	Budget	Spent as of August 26, 2013	Budget Balance	Status Reported by Departments
City Prosecutor to go paperless	35,000	0	35,000	The \$35,000 is part of a total estimated cost of \$150,000 for a multi-step conversion plan. \$65,000 carried forward from FY 2011 budget savings has increased the overall project funding to \$100,000.
Fire - Help maintain 4-man crew staffing in FY 12	925,000	925,000	0	Spent in FY 12
Fire Dept Automatic Vehicle Locator	150,000	96,950	53,050	Installation of 4G modems in vehicles to enable automated vehicle location is in process and targeted for completion in September 2013.
Police one-time associated with the POA agreement	1,575,000	1,575,000	0	This one-time amount was provided to help offset the cost of advancing the pay increase.
Police technology upgrades for patrol cars and security cameras	650,000	649,822	178	Project includes replacement of 4Gmodems and related equipment for the mobile data computers in police vehicles. Pilot testing is continuing this month.
Police - FY 13 Overtime	350,000	350,000	0	City Council approved the \$350,000 for ShotSpotter to be reappropriated for overtime in the FY 13 Police Dept budget.
Police - FY 12 Overtime	2,200,000	2,200,000	0	
<b>Library Services:</b>	<b>550,000</b>	<b>524,591</b>	<b>25,409</b>	
Partially restore staffing for Library programming	300,000	299,554	446	
Install Wi-Fi	217,000	191,591	25,409	Completed. Wi-Fi is now available at all libraries.
Tablet computers, Books and materials	33,000	33,446	(446)	
<b>Parks Projects:</b>	<b>500,000</b>	<b>499,369</b>	<b>631</b>	
Tree Trimming	380,000	384,719	(4,719)	
Park Maintenance	120,000	114,651	5,349	

FY 2012 One-Time Uplands Oil Funds - FY 2013 Status Update

Project	Budget	Spent as of	Budget	Status Reported by Departments
		August 26, 2013	Balance	
<b>Public Works:</b>	<b>2,665,000</b>	<b>2,621,470</b>	<b>43,530</b>	
Street Tree Trimming	565,000	565,000	0	9,500 trees were trimmed in FY 12
Courthouse Tunnel start-up costs	1,000,000	956,470	43,530	Design completed
Additional Sidewalk Repairs	1,000,000	1,000,000	-	Repairs in Council Districts 4, 5, 7, 8
Replace two septic tanks at the POA Park	100,000	100,000	0	Under construction. The Police Dept has provided an additional \$25,000 in funding from Asset Forfeiture proceeds.
<b>Technology Services:</b>				
Web Content Management System upgrade	150,000	150,000	-	City Council approved web content management software and implementation services vendors. New website launch targeted in February 2014.
Close \$1 million deficit in the FY 12 Budget	1,000,000	1,000,000	0	Transferred to the General Fund in FY 12
POA Reserve - Pension/Lay off Protection per POA	1,000,000	1,000,000	0	Reserved for the intended purpose in FY 12
Increase the General Fund Emergency Reserve	2,000,000	2,000,000	0	Transferred to the General Fund Emergency Reserve in FY 12
<b>Total One-Time Citywide Projects</b>	<b>\$13,750,000</b>	<b>\$13,592,203</b>	<b>\$157,797</b>	

FY 2012 One-Time Uplands Oil Funds - FY 2013 Status Update

Project	Budget	Allocated as of August 26, 2013	Budget Balance	Status Reported by Departments
<b>Neighborhood Services Mini Projects:</b>	<b>\$150,000</b>	<b>\$122,998</b>	<b>\$27,002</b>	
Council District 1	16,667	15,867	800	Traffic signal utility box art, 6th/Alamitos median work, trees, fencing, banners on Santa Fe Ave with Council District 7
Council District 2	16,667	6,658	10,009	Bixby Park Sr Citizen turkey brunch, Friends of Bixby Park event, Stewards of the 2nd District event, Community Health and Safety Initiative
Council District 3	16,667	11,808	4,859	Broadway Median landscaping, tree plantings, special events permits and insurance, traffic study for Preferential Parking district, street light
Council District 4	16,667	7,319	9,348	Street parking signs, neighborhood event flyer printing, banner printing
Council District 5	16,667	16,529	138	Summer concerts in parks, Freedom Fest event, Reel/Monofilament Recycling Program, Solar Grand Prix, Vial of Life, signs, printing, plants, holiday events in the park
Council District 6	16,667	16,667	0	Cambodia Town street pole banners along Anaheim from Gardenia to Atlantic
Council District 7	16,667	14,816	1,851	Business sign repair and business façade improvements, banners on Santa Fe Ave with Council District 1
Council District 8	16,667	16,667	0	Mural at 5144 Long Beach Blvd, special events permit, Uptown Renaissance banners with Council District 9
Council District 9	16,667	16,667	0	Concerts/Movies in the Park, community assembly, The Greener Good start-up grant, District website design, Uptown Renaissance banners with Council District 8



**City Council  
FY 13 Status Report**

Title	Adopted Budget as of 10/01/2012	Adjusted Budget as of 7/31/2013 <sup>1</sup>	YTD Actuals* as of 7/31/2013	YTD Encumbrances as of 7/31/2013	Calculated Straight-Line Projection <sup>2</sup>	Year-End
						Estimate Over / (Under) Budget <sup>3</sup>
<b>Department LD - LEGISLATIVE DEPARTMENT</b>						
FIRST DISTRICT	394,442.33	389,345.04	261,973.43	842.78	332,027.09	(57,317.95)
SECOND DISTRICT	394,442.33	389,248.62	307,823.74	435.60	392,506.87	<b>3,258.25</b>
THIRD DISTRICT	394,442.33	389,016.42	294,153.02	-	372,858.08	(16,158.34)
FOURTH DISTRICT	394,442.33	384,600.34	291,607.31	140.00	368,942.92	(15,657.42)
FIFTH DISTRICT	394,442.33	385,629.36	299,442.40	589.99	378,898.14	(6,731.22)
SIXTH DISTRICT	394,442.33	386,604.88	305,642.69	434.14	386,657.92	<b>53.04</b>
SEVENTH DISTRICT	394,442.33	387,702.27	296,526.34	507.87	371,506.78	(16,195.49)
EIGHTH DISTRICT	394,442.33	389,567.70	306,873.57	-	389,349.45	(218.25)
NINTH DISTRICT	394,442.33	389,787.36	315,701.00	57.49	400,759.37	10,972.01
<b>Total Council Districts</b>	<b>3,549,980.97</b>	<b>3,491,501.99</b>	<b>2,679,743.50</b>	<b>3,007.87</b>	<b>3,393,506.60</b>	<b>(97,995.39)</b>

<sup>1</sup> The Adjusted Budget has been reduced to align pension budgets with the recent IAM negotiated agreements.

<sup>2</sup> The calculated straightline projection is based on taking current spending levels to date and projecting the same spending rate for the remainder of the year. This projection may not accurately reflect year end outcomes with operational changes that are not captured in the current spending levels since July, nor would they reflect any changes that Districts have or intend to make to their budgets before year-end.

<sup>3</sup> The variance is based on the straightline projection, which may not be an accurate reflection of actual year-end spending.

