

31018

AMENDMENT NUMBER ONE
TO THE
MEMORANDUM OF AGREEMENT
BETWEEN
THE GATEWAY CITIES COUNCIL OF GOVERNMENTS
AND
THE CITY OF LONG BEACH

REGARDING THE ADMINISTRATION AND COST SHARING OF THE
COORDINATED MONITORING PLAN FOR THE LOS ANGELES RIVER AND
TRIBUTARIES METALS TMDL

This Amendment Number One ("Amendment") is made this 29th day of June, 2012 by and between the Gateway Cities Council of Governments, a California joint powers authority ("GCCOG"), and the City of Long Beach, a California municipal corporation ("City") (hereinafter "Party" or "Parties") with respect to the following:

RECITALS

WHEREAS, the GCCOG and the City entered into a Memorandum of Agreement regarding the administration and cost sharing of the Coordinated Monitoring Plan for the Los Angeles River and Tributaries Metals TMDL ("Agreement"); and

WHEREAS, the Agreement will expire on June 30, 2012; and

WHEREAS, the Coordinated Monitoring Plan Technical Committee has recommended an extension of the Agreement for one year, and

WHEREAS, the Los Angeles River TMDL Steering Committee has also recommended an extension of the Agreement for one year; and

WHEREAS, Section 15(d) of the Agreement provides that the Agreement may be amended by an instrument in writing signed by the Parties.

NOW, THEREFORE, in consideration of the mutual covenants and conditions set forth herein, the Parties do hereby agree as follows:

Section 1. The term of the Agreement is hereby extended through June 30, 2013.

Section 2. The scope of work to be performed by the City of Los Angeles pursuant to the Agreement during the extended term under this Amendment is set forth in the revised Exhibit "B" attached hereto.


Section 3. The cost allocation for the scope of work in the revised Exhibit B is set forth in the revised Exhibit "C" attached hereto.

Section 4. Except as modified or changed herein, all other provisions and terms of the Agreement shall remain in full force and effect.

IN WITNESS WHEREOF, the Parties hereto have caused this Amendment to be executed on their behalf, respectively, as follows:

DATE: 8-20-12


CITY


Assistant City Manager
Patrick H. West
EXECUTED PURSUANT
TO SECTION 301 OF
THE CITY CHARTER.

ATTEST:


City Clerk

APPROVED AS TO FORM


July 30, 20 12
ROBERT E. SHANNON, City Attorney
By 
AMY R. WEBBER
DEPUTY CITY ATTORNEY

APPROVED AS TO FORM:


City Attorney

DATE: 10-5-2012

GATEWAY CITIES COUNCIL OF
GOVERNMENTS


Gene Daniels, President

ATTEST:


Richard Powers, Secretary

Los Angeles River Metals TMDL Coordinated Monitoring Plan

Estimated Annual Cost of Monitoring (FY 2012-2013)

Prepared by City of Los Angeles - Watershed Protection Division

Field Work: TIER-I	No. Sampling Sites	Cost per Site	Total Cost per Month	Events per Year	Annual cost
DRY weather sample collection (grab)	13	\$ 200.00	\$ 2,600.00	6	\$ 15,600.00
WET weather sample collection (auto)	5	\$ 600.00	\$ 3,000.00	6	\$ 18,000.00
Autosampler & Flow Meter Maintenance	5	--	\$ 1,200.00	12	\$ 14,400.00
<i>Subtotal</i>					\$ 48,000.00

Field Work: TIER-II ^a	No. Sampling Sites	Cost per Site	Total Cost per Month	Events per Year	Annual cost
Tier II: Dry Weather Sampling (grab)	1	\$ 200.00	\$ 200.00	6	\$ 1,200.00
Tier II: Wet Weather Sampling (grab)	3	\$ 600.00	\$ 1,800.00	6	\$ 10,800.00
<i>Subtotal</i>					\$ 12,000.00

Laboratory Analysis	No. Samples (per yr)	Cost Per Sample	Annual cost
TIER-I <i>EPA 200.8: Total/Dissolved Cu, Pb, Zn, Se, Cd; EPA 200.7: Hardness. Includes Field Blanks and Field Duplicates (QA/QC)</i>	132	\$ 365.00	\$ 48,180.00
TIER-II ^a <i>EPA 200.8: Total/Dissolved Cu, Pb, Zn, Se, Cd; EPA 200.7: Hardness</i>	24	\$ 365.00	\$ 8,760.00
<i>Subtotal</i>			\$ 56,940.00

Equipment & Supplies	Annual Cost	
Filtration Supplies (for Dissolved metals)	\$ 5,460.00	
Autosampler & Flow Meter Servicing and/or Replacement Parts ^b	\$ 10,000.00	
ISCO Cellular Modems (new equipment to replace outdated modems; one-time cost) ^c	\$ 11,000.00	
Miscellaneous Consumables	\$ 1,500.00	
Cellular Service Charges (telemetry system) ^d	\$ 2,100.00	
<i>Subtotal</i>		\$ 30,060.00

Program Management (Data analysis & Management, Reporting, Supervision, and Coordination)	Annual Cost	
TIER-I	\$ 40,000.00	
TIER-II	\$ 10,000.00	
<i>Subtotal</i>		\$ 50,000.00

Total Annual Cost^{e, f}	\$ 197,000.00
---	----------------------

Footnotes:

^a If Tier-II activation criteria reset at the beginning of the annual reporting cycle, fewer sampling events will be required.

^b This amount is to cover costs to repair/replace sensors, pumps, and other accessories in the event that damage occurs.

^c Modems currently use analog cell service. Verizon will be dropping this service in the near future; upgraded modems are necessary for telemetry system to remain operational.

^d If modems are upgraded to the digital platform, the cellular service charges will decrease to \$600/year.

^e This cost estimate does NOT include TIER-III Source Tracking (per guidance from the Technical Committee).

^f The Scope-of-Work for the Coordinated Monitoring Plan may be affected by issuance of the new MS4 Stormwater permit. If this occurs, this cost estimate will need to be revised.

EXHIBIT C	Area in Square Miles	Distribution	Base Rate (\$)	Allocation on Square Miles (\$)	Total Rate (\$)
Alhambra	7.6	0.012258262	1075.00	2,082.07	3,157.07
Arcadia	10.93	0.017629317	1075.00	2,994.34	4,069.34
Bell	2.74	0.004419426	1075.00	750.64	1,825.64
Bell Gardens	2.48	0.004000065	1075.00	679.41	1,754.41
Bradbury	1.4	0.002258101	1075.00	383.54	1,458.54
Burbank	17.35	0.027984322	1075.00	4,753.14	5,828.14
Caltrans	11.24	0.018129325	1075.00	3,079.27	4,154.27
Calabasas	5.58	0.009000145	1075.00	1,528.67	2,603.67
Carson	0.88	0.001419378	1075.00	241.08	1,316.08
Commerce	6.56	0.010580816	1075.00	1,797.15	2,872.15
Compton	8.6	0.013871191	1075.00	2,356.02	3,431.02
Cudahy	1.12	0.001806481	1075.00	306.83	1,381.83
Downey	5.66	0.009129180	1075.00	1,550.59	2,625.59
Duarte	2.3	0.003709737	1075.00	630.10	1,705.10
El Monte	6.97	0.011242117	1075.00	1,909.47	2,984.47
Glendale	30.62	0.049387893	1075.00	8,388.53	9,463.53
Hidden Hills	1.57	0.002532299	1075.00	430.11	1,505.11
Huntington Park	3.03	0.004887176	1075.00	830.09	1,905.09
Irwindale	1.89	0.003048436	1075.00	517.78	1,592.78
La Canada Flintridge	8.57	0.013822804	1075.00	2,347.80	3,422.80
Long Beach	16.66	0.026871401	1075.00	4,564.11	5,639.11
City of Los Angeles	281.44	0.453942806	1075.00	77,102.19	78,177.19
Lynwood	4.85	0.007822707	1075.00	1,328.69	2,403.69
Maywood	1.18	0.001903257	1075.00	323.27	1,398.27
Monrovia	10.34	0.016677688	1075.00	2,832.71	3,907.71
Montebello	8.36	0.013484088	1075.00	2,290.27	3,365.27
Monterey Park	7.66	0.012355038	1075.00	2,098.50	3,173.50
Paramount	4.34	0.007000113	1075.00	1,188.97	2,263.97
Pasadena	22.7	0.036613494	1075.00	6,218.80	7,293.80
Pico Rivera	3.12	0.005032339	1075.00	854.74	1,929.74
Rosemead	5.14	0.008290456	1075.00	1,408.13	2,483.13
San Fernando	2.41	0.003887159	1075.00	660.23	1,735.23
San Gabriel	4.12	0.006645268	1075.00	1,128.70	2,203.70
San Marino	3.76	0.006064614	1075.00	1,030.07	2,105.07
Sierra Madre	2.99	0.004822658	1075.00	819.13	1,894.13
Signal Hill	1.13	0.001822610	1075.00	309.57	1,384.57
South El Monte	2.09	0.003371022	1075.00	572.57	1,647.57
South Gate	7.48	0.012064711	1075.00	2,049.19	3,124.19
South Pasadena	3.43	0.005532347	1075.00	939.67	2,014.67
Temple City	4.01	0.006467846	1075.00	1,098.56	2,173.56
Vernon	5.08	0.008193681	1075.00	1,391.70	2,466.70
Unincorporated LA County Areas	80.61	0.130018226	1075.00	22,083.60	23,158.60
Total	619.99	1	45,150.00	169,850.00	215,000.00