

Draft

City of Long Beach  
Consolidated Plan (FY 2018 – FY 2022)  
And  
FY 2018 Annual Action Plan  
(October 1, 2017-September 30, 2018)



# Table of Contents

---

Table of Contents.....	i
<b>Executive Summary.....</b>	<b>CP-1</b>
ES-05 Executive Summary - 24 CFR 91.200(c), 91.220(b).....	CP-1
<b>The Process.....</b>	<b>CP-7</b>
PR-05 Lead & Responsible Agencies 24 CFR 91.200(b).....	CP-7
PR-10 Consultation - 91.100, 91.200(b), 91.215(l).....	CP-7
PR-15 Citizen Participation.....	CP-11
<b>Needs Assessment.....</b>	<b>CP-14</b>
NA-05 Overview.....	CP-14
NA-10 Housing Needs Assessment - 24 CFR 91.205 (a,b,c).....	CP-15
NA-15 Disproportionately Greater Need: Housing Problems – 91.205 (b)(2).....	CP-23
NA-20 Disproportionately Greater Need: Severe Housing Problems – 91.205 (b)(2).....	CP-25
NA-25 Disproportionately Greater Need: Housing Cost Burdens – 91.205 (b)(2).....	CP-28
NA-30 Disproportionately Greater Need: Discussion – 91.205(b)(2).....	CP-28
NA-35 Public Housing – 91.205(b).....	CP-33
NA-40 Homeless Needs Assessment – 91.205(c).....	CP-37
NA-45 Non-Homeless Special Needs Assessment - 91.205 (b,d).....	CP-40
NA-50 Non-Housing Community Development Needs – 91.215 (f).....	CP-44
<b>Housing Market Analysis.....</b>	<b>CP-46</b>
MA-05 Overview.....	CP-46
MA-10 Number of Housing Units – 91.210(a)&(b)(2).....	CP-46
MA-15 Housing Market Analysis: Cost of Housing - 91.210(a).....	CP-49
MA-20 Housing Market Analysis: Condition of Housing – 91.210(a).....	CP-52
MA-25 Public and Assisted Housing – 91.210(b).....	CP-55
MA-30 Homeless Facilities and Services – 91.210(c).....	CP-57
MA-35 Special Needs Facilities and Services – 91.210(d).....	CP-60
MA-40 Barriers to Affordable Housing – 91.210(e).....	CP-64
MA-45 Non-Housing Community Development Assets – 91.215 (f).....	CP-65
MA-50 Needs and Market Analysis Discussion.....	CP-73
<b>Strategic Plan.....</b>	<b>CP-76</b>
SP-05 Overview.....	CP-76

SP-10 Geographic Priorities – 91.215 (a)(1).....	CP-77
SP-25 Priority Needs - 91.215(a)(2) .....	CP-84
SP-30 Influence of Market Conditions – 91.215 (b) .....	CP-92
SP-35 Anticipated Resources - 91.215(a)(4), 91.220(c)(1,2) .....	CP-94
SP-40 Institutional Delivery Structure – 91.215(k) .....	CP-98
SP-45 Goals Summary – 91.215(a)(4) .....	CP-103
SP-50 Public Housing Accessibility and Involvement – 91.215(c) .....	CP-107
SP-55 Barriers to affordable housing – 91.215(h) .....	CP-108
SP-60 Homelessness Strategy – 91.215(d).....	CP-111
SP-65 Lead based paint Hazards – 91.215(i).....	CP-113
SP-70 Anti-Poverty Strategy – 91.215(j).....	CP-115
SP-80 Monitoring – 91.230 .....	CP-117
<b>ACTION PLAN</b>	
<b>Expected Resources.....</b>	<b>AP-1</b>
AP-15 Expected Resources – 91.220(c)(1,2) .....	AP-1
<b>Annual Goals and Objectives .....</b>	<b>AP-5</b>
AP-20 Annual Goals and Objectives .....	AP-5
Projects.....	AP-8
AP-35 Projects – 91.220(d) .....	AP-8
AP-38 Project Summary .....	AP-11
AP-50 Geographic Distribution – 91.220(f) .....	AP-23
<b>Affordable Housing.....</b>	<b>AP-24</b>
AP-55 Affordable Housing – 91.220(g) .....	AP-24
AP-60 Public Housing – 91.220(h) .....	AP-25
AP-65 Homeless and Other Special Needs Activities – 91.220(i) .....	AP-26
AP-75 Barriers to affordable housing – 91.220(j).....	AP-27
AP-85 Other Actions – 91.220(k) .....	AP-29
<b>Program Specific Requirements.....</b>	<b>AP-32</b>
AP-90 Program Specific Requirements – 91.220(l)(1,2,4).....	AP-32
<b>Appendix A: Public Participation .....</b>	<b>A-1</b>
<b>Appendix B: Priority Setting .....</b>	<b>B-1</b>
<b>Appendix C: Relevant Maps.....</b>	<b>C-1</b>
<b>Appendix D: ESG Written Standards .....</b>	<b>D-1</b>
<b>Appendix E: Citizen Participation Plan .....</b>	<b>E-1</b>

# Executive Summary

---

## ES-05 Executive Summary - 24 CFR 91.200(c), 91.220(b)

### 1. Introduction

This Fiscal Year (FY) 2017- FY 2021 Consolidated Plan serves as the official application to HUD for Community Development Block Grant (CDBG), HOME Investment Partnership Act (HOME), and Emergency Solutions Grant (ESG) funds for the City of Long Beach. The Consolidated Plan (CP) identifies the housing and community development needs in the City and sets forth a strategic plan for addressing the identified needs within the context of these three programs. It also satisfies the statutory requirements of the CDBG, HOME, and ESG programs. The Strategic Plan portion of this CP covers the five-year period of FY 2017 – FY 2021 (from October 1, 2017 to September 30, 2022). The Action Plan covers the upcoming one-year program period of FY 2017 (October 1, 2017 to September 30, 2018).

The Consolidated Plan and Action Plans represent a comprehensive planning effort mainly led by the Long Beach City Council and the Long Beach Community Investment Company (LBCIC), with involvement of local government experts, the social service community, residents, and consultation with other local HUD entitlement communities.

This Consolidated Plan was prepared using the eCon Planning Suite system developed and mandated by HUD. The system prescribes the structure and contents of this document, following the Federal Consolidated Planning regulations.

### 2. Summary of the Objectives and Outcomes Identified in the Plan Needs Assessment Overview

This Consolidated Plan (CP) incorporates outcome measures for activities in accordance with the Federal Register Notice dated March 7, 2006, which require the following Performance Measure Objectives/Outcomes to be associated with each activity funded:

General Objective Categories- Activities will meet one of the following:

- Decent Housing (DH)
- A Suitable Living Environment (SL)
- Economic Opportunity (EO) General

Outcome Categories- Activities will meet one of the following:

- Availability/Accessibility (1)
- Affordability (2)
- Sustainability (3)

The strategies in this Plan are intended to coordinate with and build upon other established City policies. Strategies also reflect input from residents, service providers, community stakeholders, City officials, and staff. Ranking of needs is based upon multiple factors, including:

- Findings from the assessment of demographic and housing market conditions;
- Previously identified City Council priorities;
- Current and projected staffing resources, both for the City and for relevant providers;
- Severity of need among the identified groups and subgroups, including relative needs between income groups;
- Input received from the community via community workshops, consultation with stakeholders, needs survey, and other participatory budgeting outreach activities;
- Likely availability of funds over the coming five years for various housing and community development activities, combined with consideration for the most effective use of the limited funds that fall under the purview of the City's Consolidated Plan.

Based upon these factors, needs are assigned one of two priority levels: High or Low, for the purpose of using CDBG, HOME, and ESG funds. The assigned priority represents a relative description of the amount of resources that the City expects to dedicate to the various needs. Assignment of a Low priority does not preclude the City from providing funding or support for activities addressing a particular need, as such, decisions need to also consider not only the Consolidated Plan priorities, but also the availability of other funding and the priorities established by other entities and City departments, such as the Housing Authority of the City of Long Beach and Department of Health Services. The City's goals and priorities for the FY 2017 – FY 2021 Consolidated Plan are identified below:

**Goal: Assist in the Creation and Preservation of Affordable Housing for Lower-Income and Special Needs Households**

Priority: New Affordable Housing Opportunities

Priority: Preservation of Existing Affordable Housing

Priority: Housing Assistance

**Goal: Support Activities to End Homelessness**

Priority: Emergency Shelters and Essential Services

Priority: Rapid Re-Housing

Priority: Homeless Prevention

Priority: Street Outreach

**Goal: Support Activities that Assist with Basic Needs, Eliminate Blight, and/or Strengthen Neighborhoods**

Priority: Public Facility and Infrastructure Improvements

Priority: Neighborhood Improvement Programs

Priority: Improved Quality of Aging Housing Stock

Priority: Public and Supportive Services

Priority: Interim Assistance

**Goal: Expand Economic Opportunities for Low-Income Households**

Priority: Business Technical Assistance and Other Programs

Priority: Improved Business Corridors

**Goal: Promote Fair Housing Choice**

Priority: Fair Housing Services, Outreach, and Education

**Goal: Planning and Program Administration**

Priority: Management of Grant Funds and Program Delivery

**3. Evaluation of Past Performance**

During the previous four years (October 1, 2012 through September 30, 2016), the City of Long Beach undertook a range of housing and community development activities to benefit primarily the extremely low, very low/low, and moderate income residents and those with special needs. This section only highlights some of the key accomplishments. For more detailed information, please refer to the Consolidated Annual Performance and Evaluation Reports (CAPERs) available at City Hall and on City website. Overall, the City is on track to meeting the objectives established in its previous Consolidated Plan.

**Affordable Housing**

The City utilized both CDBG and HOME funds to preserve and improve the City's affordable housing stock:

- Single-Family Residential Rehabilitation Loan Program: 53 units rehabilitated
- Multi-Family Residential Rehabilitation Loan Program: 302 units rehabilitated and 45 units in process
- Home Improvement Rebate: 791 households assisted
- Multi-Family Residential New Construction/Acquisition/Rehabilitated: 164 affordable units created or preserved
- Security/Utility Deposit Assistance: 349 households assisted
- Code Enforcement: 50,150 code violations inspected and provided assistance for correction

In addition the City is also leveraging CDBG and HOME funds with CalHome funds and prior years funding from NSP1, NSP2, and NSP3 to provide silent second mortgages to assist low and moderate income households in achieving homeownership.

**Public Services**

The City utilized CDBG funds and ESG funds to provide supportive services for the City's extremely low, very low/low, and moderate income households, especially those with special needs:

- Youth Services: 603,107 youths assisted with after-school and weekend recreation programs
- Homeless Services: 3,595 persons assisted with emergency shelters; 73,997 persons assisted at the Multi-Service Center; 192 households assisted with Rapid Re-Housing; and 3,796 persons assisted with homeless prevention
- Graffiti Removal: graffiti removed from 301,009 sites
- Neighborhood Resource Center: 132,698 persons assisted

## **Public Facility and Infrastructure Improvements**

Through its Neighborhood Improvement Strategy (NIS), the City utilized CDBG and other local and private funds to provide an array of programs and services to improve our neighborhoods. These include the following major improvement projects over the past few years:

- Neighborhood Partners Program: 24 community projects funded
- Park Development: Seaside Park design and permitting have been completed
- Sidewalk Replacement: 486,949 square feet of sidewalks have been replaced
- Urban Forestry and Wells: 1,835 trees planted and 63 sidewalk cuts provided to allow tree planting

## **Economic Development**

The City assisted 493 local neighborhood businesses with technical assistance services, resulting in 2,070 jobs created/retained in Long Beach. Four loans were also provided to commercial and industrial businesses that provide jobs or services to low and moderate income persons, and 119 start-up businesses received small working capital grants up to \$2,000. The Hire-a-Youth program offered employment opportunities to 79 youths.

## **4. Summary of Citizen Participation Process and Consultation Process**

This section summarizes the specific efforts undertaken by the City of Long Beach to obtain inclusive community input during the development of the Consolidated Plan (see also Appendix A – Community Participation for outreach materials), particularly in Racial/Ethnicity Concentrated Areas of Poverty (RECAPs). Much of the extensive outreach conducted for the Assessment of Fair Housing was also collaborated with that of the Consolidated Plan process.

### **Community Workshops and Neighborhood Meetings**

The City conducted four participatory priority-based budgeting workshops to solicit input on housing and community development needs:

- Cesar E. Chavez Park: Saturday, August 20, 2016
- Martin Luther King Jr. Park: Saturday, October 8, 2016
- Houghton Park: Saturday, October 15, 2016
- Silverado Park: Saturday, November 5, 2016

The City publicized these workshops by publishing notices in Long Beach Press Telegram (English), Impacto USA (Spanish), and Angkor Borei (Khmer); posting flyers on City website, and sending email blasts to over 2,000 individuals and organizations that had previously expressed interest in the City's housing and community development programs. The City made efforts to encourage inclusive participation by providing food and refreshments and by hosting workshops on weekends. To further encourage citizen participation throughout the outreach process, follow-up notices were sent to attendees regarding future meetings, public hearings, and public review dates and additional public comment processes.

The City also attended a series of neighborhood and workgroup evening and/or weekend workshops/meetings where attendees were presented with opportunities to participate in interactive activities, including participatory budgeting (dot-voting). These include:

- Building Healthy Communities Long Beach: November 14, 2016

- Semillas de Esperanza: November 16, 2016
- Washington School Neighborhood Association: November 16, 2016
- North Pine Neighborhood Alliance: November 28, 2016
- Mayor's Affordable Housing Study Group at Housing Resource Fair and Community Forum: September 24, 2016
- Houghton Park Neighborhood Association: January 5, 2017
- AOC 7 Neighborhood Association: January 11, 2017
- St. Francis Neighborhood Association: January 18, 2017
- Deforest Park Neighborhood Association: January 19, 2017

### **Door-to Door Outreach**

City staff also conducted alternative methods for engagement, specifically door-to-door resident outreach, some within the City's Racial/Ethnically Concentrated Areas of Poverty (R/ECAPs), in the dates and areas surrounding the locations listed below:

- Cesar E. Chavez Park: August 17, 2016 and August 18, 2016
- Martin Luther King Jr. Park (R/ECAP): October 5, 2016
- Houghton Park: October 13, 2016
- Silverado Park (R/ECAP): November 3, 2016

### **Consultation with Other Agencies and Organizations**

The City partnered with diverse organizations, agencies and City departments that are already tied to the community and currently provide services to residents.

On September 24, 2016, the City participated in the Housing Resource Fair and Community Forum. More than 15 agencies and organizations engaged in housing and community development activities attended the event.

On November 14, 2016, the City presented before the Building Healthy Communities (BHC) Long Beach.

On May 11, 2017, the City presented to the Continuum of Care Board, which includes some members of the Homeless Services Advisory Committee.

The City conferred with a wide range of housing, homeless, and social service agencies in preparation of the Consolidated Plan. As the lead agency, the Development Services Department also consulted with other key City departments in development of the Plan, including: the City Manager's Office; Housing Authority; Health and Human Services; Public Works; and Parks, Recreation and Marine. The Department of Health and Human Services provided specific information on the incidence of childhood lead poisoning in the community, as well as statistics on persons living with HIV/AIDS in Long Beach.

Notification of the availability of the draft Consolidated Plan was sent to surrounding federal entitlement jurisdictions during the 30-day review of the Plan. This includes the cities of Bellflower, Carson, Cerritos, Compton, Hawthorne, Huntington Park, Inglewood, Lakewood, Los Angeles, Lynwood and South Gate.



## **Housing and Community Development Needs Survey**

The City conducted a Housing and Community Development Needs Survey between March and December 2016. The survey was available in English, Spanish, Khmer, and Tagalog and was made available to the community as an online survey as well as in hard copy. A total of 1,005 responses were received. Results of the survey are summarized and presented in Appendix A – Community Participation.

## **Online Outreach Tools**

Long Beach TV (LBTv) created a video to expand survey outreach efforts. The link to the informational video was posted on Twitter, Facebook, and on the City's Consolidated Plan webpage. The video was made available for six months of the planning process, as of September 28, 2016, via YouTube.com (hyperlink: <https://www.youtube.com/watch?v=E5Sm8iq4jCc>). The City also promoted the Consolidated Plan process via its social media accounts – including Twitter, Facebook, and neighborhood websites.

## **Public Hearings**

In preparation for the development of this Consolidated Plan, LBCIC held two Public Hearings, the first hearing on March 15, 2017 and the second hearing on June 21, 2017. Additionally, a study session was held with the LBCIC on May 25, 2017. The public hearings were held at Long Beach City Hall. The location is handicapped accessible with translation services in Sign Language, Spanish, Khmer, and Tagalog made available to the public. Appendix A - Community Participation summarizes the comments received during the public hearings. Advanced notices of the hearings were published in the Long Beach Press Telegram, in neighborhood-based newspapers, as well as in Spanish, Khmer, and Tagalog language newspapers (the other primary language of our residents).

The City also conducted mass emailing of a Public Hearing flyer and the public notices, which were translated into Spanish, Khmer, and Tagalog. The mailing list consisted of non-profit agencies, City departments (including the Long Beach Housing Authority), elected officials, and interested citizens. The notices were also sent to public libraries and to other organizations that outreach to populations that are the most disenfranchised.

## **5. Summary of Public Comments**

Public comments are summarized in the appendix.

## **6. Summary of Comments or Views not Accepted and the Reasons for Not Accepting Them**

All public comments received were accepted.

## **7. Summary**

The City of Long Beach has undertaken diligent and good faith efforts in outreaching to all segments of the community that may benefit from the City's CDBG, HOME, and ESG programs.

# The Process

## PR-05 Lead & Responsible Agencies 24 CFR 91.200(b)

1. Describe agency/entity responsible for preparing the Consolidated Plan and those responsible for administration of each grant program and funding source

The following are the agencies/entities responsible for preparing the Consolidated Plan and those responsible for administration of each grant program and funding source.

Agency Role	Name	Department/Agency
Lead Agency	Long Beach	Development Services/Grants Administration
CDBG Administrator	Long Beach	Development Services/Grants Administration
HOME Administrator	Long Beach	Development Services/Grants Administration
ESG Administrator	Long Beach	Development Services/Grants Administration

Table 1 – Responsible Agencies

### **Narrative**

The City's CDBG, HOME, and ESG programs are administered by the Development Services Department, Grants Administration.

### **Consolidated Plan Public Contact Information**

For matters concerning the City of Long Beach's CDBG, HOME and ESG programs, please contact: Alem Hagos, Grants Administration Officer, City of Long Beach Development Services Department, 333 West Ocean Blvd., 3rd Floor, Long Beach, CA 90802, (562) 570-7403.

## PR-10 Consultation - 91.100, 91.200(b), 91.215(I)

### 1. Introduction

As part of the development of this CP, the City undertook an extensive outreach program to consult and coordinate with non-profit agencies, affordable housing providers, and government agencies regarding the needs of the low and moderate income community. The outreach program has been summarized in the Executive Summary and Citizen Participation sections of this Plan and provided in detail as Appendix A - Community Participation to this Plan.

**Provide a concise summary of the jurisdiction's activities to enhance coordination between public and assisted housing providers and private and governmental health, mental health and service agencies (91.215(I)).**

To outreach to various agencies and organizations, the City compiled an outreach list consisting of 26 agencies, including:

- Non-profit service providers that cater to the needs of low and moderate income households and persons with special needs;
- Local churches and religious groups;

- Schools;
- Affordable housing providers;
- Housing advocates;
- Housing professionals;
- Public agencies (such as neighboring jurisdictions, school districts, health services, public works);
- Economic development and employment organizations; and
- Community and neighborhood groups.

The complete outreach list is included in Appendix A – Community Participation. These agencies were contacted and notified of the plan development process and community workshops. Specific agencies were also contacted to obtain data in preparation of this Plan. For example, the State Developmental Services Department and State Social Services Department were contacted to obtain data and housing resources for persons with disabilities. The Housing Authority of the City of Long Beach was also contacted to obtain information on Housing Choice Vouchers.

On an ongoing basis, Long Beach staff interacts with various non-profit agencies and public service groups in the delivery of programs through its federal entitlement and other resources. These agencies are assisted by City staff in planning programs and projects, ensuring activity eligibility and costs, complying with federal regulations and requirements, and monitoring the timely expenditure of annually allocated program funds. The City requires agencies to submit quarterly and annual reports to meet federal requirements, and periodically conducts on-site monitoring reviews.

**Describe coordination with the Continuum of Care and efforts to address the needs of homeless persons (particularly chronically homeless individuals and families, families with children, veterans, and unaccompanied youth) and persons at risk of homelessness**

The Long Beach Continuum of Care (CoC) sets forth the City's strategies for ending homelessness. The City of Long Beach Department of Health and Human Services is the lead agency for the Long Beach CoC. The Long Beach Continuum of Care has strategic partnerships with local agencies to provide a comprehensive system of care to reduce homelessness for chronically homeless individuals and families, families with children, veterans, and unaccompanied youth. The CoC recognizes the local needs of people experiencing homelessness, and bridges HUD's priorities with local priorities to allocate resources to address the needs of homeless persons and persons at risk of homelessness in the Long Beach jurisdiction. The CoC includes the fundamental program components identified by HUD and also provides a system of linkages and referral mechanisms across these components to provide comprehensive services to move individuals and families from being homeless or at risk of being homeless to permanent housing and self-sufficiency.

**Describe consultation with the Continuum(s) of Care that serves the jurisdiction's area in determining how to allocate ESG funds, develop performance standards and evaluate outcomes, and develop funding, policies and procedures for the administration of HMIS**

The Department of Health and Human Services Homeless Services Division (HSD) is the lead for the local CoC jurisdiction and draws upon the Homeless Services Advisory Committee, CoC Board, and CoC General Membership for policy, program, and funding recommendations. The Homeless Services Division releases a Request for Proposals (RFP) for the federal ESG

biennially for these component types: Homelessness Prevention, Emergency Shelter, HMIS, Outreach Services, and Rapid Rehousing.

All ESG funded providers are required to enter data into the LB HMIS (or comparable database). HSD developed a performance matrix for the CoC and ESG using HMIS data and fiscal performance data. This performance data is shared with the CoC Board and General Membership to evaluate ESG funded projects on their programs' effectiveness and compares the performance data to the last period to score and rank each project by component type to allocate ESG funds.

**Describe Agencies, groups, organizations and others who participated in the process and describe the jurisdictions consultations with housing, social service agencies and other entities**

As part of the CP development process, the City developed an outreach list of over 26 agencies and organizations. The outreach list includes the County and neighboring cities to invite them to participate in the community workshops and public hearings, or provide comments on the City's CP. Agencies and organizations that attended the Community Workshops and/or participated in the Stakeholder Interviews include:

- Apartment Association, California Southern Cities, Inc.
- Better Housing for Long Beach
- Building Healthy Communities Long Beach
- City Fabrick
- Greater Long Beach Interfaith Community Organization
- Green Education
- Housing Long Beach
- Interval House
- Fair Housing Foundation - Long Beach
- Gray Panthers
- Habitat for Humanity Los Angeles
- Housing Authority of the City of Long Beach
- International Association of Machinists and Aerospace Workers (IAM 947)
- Josephine S. Gumbiner Foundation
- LiBRE: Long Beach Residents Empowered
- Long Beach Affordable and Workforce Housing Study Group
- Long Beach Time Exchange
- Long Beach Veterans Administration
- Mental Health America of Los Angeles
- Plymouth West
- Rebuilding Together Long Beach
- Semillas de Esperanza
- Senior Citizen Advisory Commission
- South Coast Air Quality Management District (SCAQMD)
- Unitarian Universalist Church Long Beach
- WISE and Healthy Aging

Table 2 – Agencies, Groups, Organizations Who Participated

**Identify any Agency Types not consulted and provide rationale for not consulting**

The City contacted 26 agencies as part of the outreach process for this CP. All applicable agencies and agency types were consulted.

**Other local/regional/state/federal planning efforts considered when preparing the Plan**

Name of Plan	Lead Organization	How do the goals of your Strategic Plan overlap with the goals of each plan?
Continuum of Care (CoC)	Long Beach Health and Human Services Department	Potential funding allocations to address homeless needs will complement the CoC Strategy.
Housing Action Plan (HAP)	Long Beach Development Services Department	The HAP outlines the uses of Housing Asset Funds to address affordable housing needs.

Table 3 – Other Local / Regional / Federal Planning Efforts

**Describe cooperation and coordination with other public entities, including the State and any adjacent units of general local government, in the implementation of the Consolidated Plan (91.215(l))**

The need for a mix of housing types that is affordable to a range of household incomes in proximity to transit is an important policy concern. To that end, the City of Long Beach coordinates with the Southern California Association of Governments (SCAG) through their planning process of developing the Regional Transportation Plan and the Regional Housing Needs Assessment. In 2008, SB 375 was passed in California to link these two important regional planning efforts. Now, in conjunction with the Sustainable Communities Strategy, local governments, including Long Beach, coordinate with the SCAG to assess local needs with regard to both transportation and housing. The Consolidated Plan can provide an avenue for housing planning to be coordinated with local transportation plans. Specifically, the City has been using CDBG and HOME funds to promote and preserve affordable housing opportunities along transit corridors, enhance neighborhood conditions, and improve public facilities and infrastructure to foster economic and residential growth along major corridors.

In addition to the City’s internal network, Long Beach expands its existing relationships with local jurisdictions through participation in subregional planning efforts through the Gateway Cities Council of Governments. In addition, the City regularly meets with representatives from other cities through the Southern California Neighborhood Partners to share ideas and achieve coordinated solutions to regional issues. The City also regularly distributes its Federal HUD reports and public meeting announcements to local and County officials.

# PR-15 Citizen Participation

## 1. Summary of citizen participation process/Efforts made to broaden citizen participation

### Summarize citizen participation process and how it impacted goal-setting

Citizen participation is one of the most important components of the CP process. To solicit public input during the development of the CP, the City held a total of four community workshops, nine neighborhood meetings, and other meetings with stakeholders. A Housing and Community Development Needs Survey was also administered between March and November 2016. In addition, public hearings will be conducted before the LBCIC to receive public comments on the Draft CP prior to approval by the City Council.

#### **Community Workshops and Neighborhood Meetings**

Refreshments and language interpretation were provided at all workshops and meetings. All informational materials/handouts were bilingual. Workshop participants discussed housing and community development needs and helped prioritize funding for the next five years.

#### **Surveys**

Surveys in English, Spanish, Khmer, and Tagalog were available online and in hard copy. A total of 1,005 were returned or input online.

#### **Publicity**

Multi-lingual (English, Spanish, Khmer, and Tagalog) information about the workshops and surveys was distributed in: on City website; flyers; email blasts; press releases; Public Service Announcements; display advertisements in Long Beach Press Telegram (English), Impacto USA (Spanish), and Angkor Borei (Khmer); and posted on City's Facebook/Twitter pages. The City also conducted door-to-door outreach in targeted neighborhoods.

#### **Public Review of Draft Documents**

A 30-day public review was held from May 20, 2017 through June 20, 2017. Copies of the Draft CP and Action Plan were made available for the public at the following locations:

- City Website
- City Hall
- Development Services Department
- City Libraries

The final CP, amendments, annual Action Plans and performance reports will be available for five years at Long Beach Development Services Department.

#### **Goal Setting**

Survey results and comments received during the outreach process helped the City identify priority housing and community development needs. In response to the public input, the City revised the priorities for expending CDBG funds.

New strategies and programs introduced in this CP include:

- Place-based initiatives are strategic approaches where resources are targeted to address issues at the neighborhood level. Place-based approaches ensure that neighborhoods become places where children and families succeed and thrive by intentionally building, operationalizing and sustaining revitalization efforts (placemaking) and community capacity.
- To address key Assessment of Fair Housing (AFH) goals, improve neighborhood conditions, and eliminate disparities in access to opportunity between residents in Long Beach and reduce segregation, the Consolidated Plan (Con Plan) will focus place-based efforts and investments in segregated, high poverty, low opportunity neighborhoods.
- During the next five years, the City will work with the community to implement Placemaking, a place-based project that creates economic development and neighborhood revitalization by combining community development activities in one place in order to better align strategies and maximize impact.
- In order to increase impact, that uses overlapping investments in a particular place for a neighborhood, the following place-based strategies will be considered to better coordinate and align efforts:
  1. Listen: Consider Public Input
    - Determine a common vision and drive
    - Manage a broadly supported community process designed to improve results for children and families in a particular neighborhood
  2. Target: Place-Based and Data-Driven Decisions
    - Collect, analyze and use data for learning and accountability
    - Design and implement strategies based on the best available evidence of what works
    - Develop performance metrics
  3. Leverage: Maximize Investment and Seek Collaboration
    - Develop financing approaches that better align and target resources
    - Create strategic and accountable partnerships that engage multiple sectors and share accountability for results
  4. Sustain: Community Ownership and Champions
    - Mobilize public will
    - Work with neighborhood residents as leaders, owners and implementers of neighborhood transformation efforts
    - Deepen organizational and leadership capacity
  5. Align Goals: Address Assessment of Fair Housing (AFH)

### Citizen Participation Outreach

Sort Order	Mode of Outreach	Target of Outreach	Summary of response/attendance	Summary of comments received	Summary of comments not accepted and reasons	URL (If applicable)
1	Public Meeting	Minorities Non-English Speaking: Spanish, Khmer, Tagalog Non-Targeted/ Broad Community	A total of 32 residents and community stakeholders attended four Community Workshops for discussions on citywide issues	Comments are summarized in Appendix A	All comments were accepted	<a href="http://www.lbds.info/civica/filebank/blobdownload.asp?BlobID=5816">http://www.lbds.info/civica/filebank/blobdownload.asp?BlobID=5816</a>
2	Neighborhood and Stakeholder Consultation	Minorities Non-English Speaking: Spanish, Khmer, Tagalog Non-Targeted/ Broad Community	A total of nine neighborhood meetings and other meetings with stakeholders, 186 residents attended.	Comments are summarized in Appendix A	All comments were accepted	
3	Internet Outreach	Minorities Non-English Speaking: Spanish, Khmer, Tagalog Non-Targeted/ Broad Community	An online survey was conducted with 1,005 responses. Survey was available in English, Spanish, Khmer, and Tagalog, and in hard copies.	Summary of survey results is provided in Appendix A.	All complete surveys were analyzed	<a href="http://www.lbds.info/neighborhood_services/default.asp">http://www.lbds.info/neighborhood_services/default.asp</a>
4	Public Hearing	Non-Targeted/ Broad Community	The City conducted two public hearings before the Long Beach Community Investment Company (LBCIC) on March 15, 2017 and on June 21, 2017.	Comments are summarized in Appendix A	All comments were accepted	

Table 4 – Citizen Participation Outreach



# Needs Assessment

---

## NA-05 Overview

### Needs Assessment Overview

This Needs Assessment was developed with a number of data sources and input from residents, service providers, and community stakeholders.

### Data Sources

The eCon Planning Suite mandated by HUD for preparation of the Consolidated Plan provides default data based on the American Community Survey (ACS) for the analysis of demographic, economic, and housing market conditions. As needed, 2010 Census data and other data sources are used to supplement the ACS data.

CHAS data is based on the ASC sample surveys. Sample data is extrapolated to represent the entire population using weighting methods. Depending on the variables (i.e., tables) in question, different weighting methods may be used and often do not extrapolate to the exact total figures. When interpreting CHAS or ACS data, the reader is advised to focus on the relative magnitude of change or proportion rather than on the precise figures.

### Survey Results

During the development of the Consolidated Plan, residents were asked to rank the relative importance of housing and community development needs in a survey. A total of 1,005 responses were received and the following were identified as top ranking needs in Long Beach:

- Outdoor Parks and Recreation Facilities
- Anti-Crime Programs
- Street & Alley Improvements
- Services for Homeless
- Affordable Rental Housing
- Housing for Seniors
- Programs to Attract New Businesses or Retain Businesses in Long Beach

### “Prioritize Your Needs” – Workshop Participants

Workshop participants were also asked to prioritize the spending of HUD funds for various housing and community development activities. The top priority needs identified by workshop participants, notably similar to the results obtained through the community survey, are:

- Outdoor Parks & Recreation Facilities
- Street & Alley Improvements
- Exterior Housing Improvement
- Job Creation

- Anti-Crime Programs
- Mental Health Services
- Transitional Housing
- Affordable Long-Term Rental Housing (Including Disabled and Senior Housing)

A detailed summary of the outreach program can be found in Appendix A – Community Participation.

## **NA-10 Housing Needs Assessment - 24 CFR 91.205 (a,b,c)**

### **Summary of Housing Needs**

According to the ACS, Long Beach population grew one percent between 2000 and 2012. However, the number of households decreased five percent. These trends point to an increasing average household size in the community. Approximately 51 percent of the households in the City were considered lower and moderate income (earning up to 80 percent of the Area Median Income or AMI) (see Table 6). In addition, 59 percent of all City households were renters and 41 percent were owners (see Table 29 on page 47 later).

Among all households, 40 percent were small family households and 12 percent were large households with five or more members. In addition, 26 percent of the households contained at least one senior person (62 years or older) and 16 percent contained at least one young child (six years or younger).

This section reviews the various housing issues experienced by Long Beach households as reported by HUD. As defined by HUD in the Comprehensive Housing Affordability Strategy (CHAS) using 2008-2012 ACS data, housing problems include:

- Units with physical defects (lacking complete kitchen or bathroom);
- Overcrowded conditions (housing units with more than one person per room, including living and dining rooms but excluding kitchen and bathrooms);
- Housing cost burden (including utilities) exceeding 30 percent of gross income; and
- Severe housing cost burden (including utilities) exceeding 50 percent of gross income.

Overall, 30 percent of the lower and moderate income households in the City had at least one of the four housing problems identified above (Table 8). Specifically, the CHAS reported one percent of the lower and moderate income households (earning up to 80 percent of the AMI) in the City were living in housing that lacked complete plumbing and kitchen facilities (Table 7). About four percent of the lower and moderate income households experienced severe overcrowding, with another five percent experiencing overcrowding. Almost 44 percent of the all lower and moderate income households had a severe housing cost burden.

Dissecting these housing problems by income level and tenure indicates that extremely low and low income renter- and owner-households were impacted more impacted by overcrowding and severe cost burden compared to moderate income (80 percent AMI) and middle income (100 percent AMI) households (Table 7). On the contrary, proportionately more moderate and middle income households were impacted by housing cost burden.

## **Detailed Tables**

To further dissect the housing problems, the following tables provide additional details:

- Table 7 presents the number of households with one or more housing problems (inadequate housing, overcrowding, cost burden of 50 percent, or cost burden of 30 percent) by income and tenure.
- Table 8 summarizes the number of households with more than one or more severe housing problems by income and tenure. Severe housing problems are: inadequate housing; severe overcrowding (1.51 persons or more per room); and housing cost burden of 50 percent.
- Table 9 isolates those households with housing cost burden of over 30 percent (inclusive of those with cost burden of over 50 percent) by income and tenure.
- Table 10 further isolates those households with cost burden of over 50 percent.
- Table 11 presents overcrowding by household type.
- Table 12 is intended to show overcrowding for households with children. However, the American Community Survey (ACS) provides no data for the City.

(Please note that households making more than 100 percent of the County AMI are not included in these tables.)

The CP, for the purpose of expending CDBG, HOME, and ESG funds, focuses primarily on lower and moderate income households and those with special needs. Therefore all analyses in the CP, unless otherwise noted, address the housing and community development needs of these income groups:

- Extremely Low Income (0-30 percent Area Median Income or AMI)
- Low Income (31-50 percent AMI)
- Moderate Income (51-80 percent AMI)

Another group, households making between 81 and 100 percent AMI), hereby referred to as the “Middle” Income group, are included in some of the HUD-provided tables. However, HUD programs do not extend benefits to this income group.

## **Cost Burden**

There is an extensive need for affordable housing in Long Beach. Housing cost burden (spending more than 30 percent of household income on housing costs) impacted lower and moderate income renter-households more significantly than for owner-households in the same income groups. According to CHAS, 74 percent (47,790 households) of all lower and moderate income renter-households (64,730 households), compared to 66 percent (12,780 households) of the total lower and moderate income owner-households (19,065 households) in the City experienced a housing cost burden (Table 9). The discrepancy evaporated when it comes to severe housing cost burden (spending more than 50 percent of household income on housing costs); 44 percent lower and moderate income renter-households (28,430 households) and 45 percent of lower and moderate income owner-households (8,595 households) had a severe housing cost burden (Table 10).

With housing cost burden, the split among the various income groups was fairly even. However, when it comes to severe housing cost burden, extremely low income renter-

households were the most impacted group, representing 71 percent of all lower and moderate income renter-households who had a severe cost burden.

### **Overcrowding**

The extent of overcrowding in the City varies by tenure, income level, and household type. Overall, 20 percent (12,735 households) of the lower and moderate income renter-households were overcrowded, compared to nine percent (1,779 households) of the owner-occupied lower and moderate income households. The majority of the overcrowded lower and moderate income households were families (83 percent renter-households versus 60 percent owner-households) (Table 11). The remaining overcrowded households were either families or extended families living together or unrelated persons living together to save on housing costs. Among the lower, moderate, and middle income renter-households who were overcrowded, 38 percent were extremely low income, 28 percent low income, and 25 percent moderate income. A reverse trend is shown for the owner-households where ten percent were extremely low income, 24 percent were low income, and 39 percent were moderate income.

Demographics	Base Year: 2000	Most Recent Year: 2012	% Change
Population	461,558	465,424	1%
Households	171,647	163,863	-5%
Median Income	\$37,270.00	\$52,711.00	41%

**Table 5 - Housing Needs Assessment Demographics**

Data Source: 2000 Census (Base Year), 2008-2012 ACS (Most Recent Year)

Note: Sample data is extrapolated to represent the entire population using different weighting methods and may not produce exact total figures.

### **Number of Households Table**

	0-30% HAMFI	>30-50% HAMFI	>50-80% HAMFI	>80-100% HAMFI	>100% HAMFI
Total Households *	31,585 (19%)	23,850 (15%)	28,895 (18%)	16,540 (10%)	62,990 (38%)
Small Family Households *	10,915 (7%)	8,845 (5%)	11,110 (7%)	6,425 (4%)	28,825 (18%)
Large Family Households *	3,915 (2%)	3,730 (2%)	4,380 (3%)	2,170 (1%)	5,800 (4%)
Household contains at least one person 62-74 years of age	5,235 (3%)	4,195 (3%)	4,085 (2%)	2,650 (2%)	11,415 (7%)
Household contains at least one person age 75 or older	3,315 (2%)	2,430 (1%)	3,015 (2%)	1,285 (1%)	3,920 (2%)
Households with one or more children 6 years old or younger *	7,120 (4%)	5,015 (3%)	5,725 (3%)	2,690 (2%)	4,850 (3%)

\* the highest income category for these family types is >80% HAMFI

**Table 6 - Total Households Table**

Data Source: 2008-2012 CHAS

Note: Sample data is extrapolated to represent the entire population using different weighting methods and may not produce exact total figures.

## Housing Needs Summary Tables

### 1. Housing Problems (Households with one of the listed needs)

	Renter					Owner				
	0-30% AMI	>30- 50% AMI	>50- 80% AMI	>80- 100% AMI	Total	0-30% AMI	>30- 50% AMI	>50- 80% AMI	>80- 100% AMI	Total
NUMBER OF HOUSEHOLDS										
Substandard Housing - Lacking complete plumbing or kitchen facilities	850 (48%)	415 (23%)	330 (19%)	175 (10%)	1,770 (100%)	20 (10%)	55 (28%)	75 (38%)	50 (25%)	200 (100%)
Severely Overcrowded - With >1.51 people per room (and complete kitchen and plumbing)	2,635 (46%)	1,595 (28%)	1,190 (21%)	330 (6%)	5,750 (100%)	55 (8%)	100 (15%)	375 (55%)	150 (22%)	680 (100%)
Overcrowded - With 1.01-1.5 people per room (and none of the above problems)	2,565 (33%)	2,310 (29%)	2,195 (28%)	795 (10%)	7,865 (100%)	180 (10%)	495 (28%)	575 (33%)	495 (28%)	1,745 (100%)
Housing cost burden greater than 50% of income (and none of the above problems)	15,455 (66%)	6,175 (27%)	1,480 (6%)	140 (1%)	23,250 (100%)	2,770 (31%)	2,365 (27%)	2,710 (31%)	1,010 (11%)	8,855 (100%)
Housing cost burden greater than 30% of income (and none of the above problems)	2,165 (13%)	5,745 (34%)	6,860 (40%)	2,200 (13%)	16,970 (100%)	505 (9%)	990 (17%)	2,245 (39%)	2,090 (36%)	5,830 (100%)
Zero/negative Income (and none of the above problems)	1,430 (100%)	0 (0%)	0 (0%)	0 (0%)	1,430 (100%)	330 (100%)	0 (0%)	0 (0%)	0 (0%)	330 (100%)

Table 7 – Housing Problems Table

Data Source: 2008-2012 CHAS

Note: Sample data is extrapolated to represent the entire population using different weighting methods and may not produce exact total figures.

## 2. Housing Problems 2 (Households with one or more Severe Housing Problems: Lacks kitchen or complete plumbing, severe overcrowding, severe cost burden)

	Renter					Owner				
	0-30% AMI	>30-50% AMI	>50-80% AMI	>80-100% AMI	Total	0-30% AMI	>30-50% AMI	>50-80% AMI	>80-100% AMI	Total
NUMBER OF HOUSEHOLDS										
Having 1 or more of four housing problems	21,505 (29%)	10,490 (14%)	5,200 (7%)	1,440 (2%)	38,635 (52%)	3,030 (11%)	3,015 (11%)	3,740 (14%)	1,710 (6%)	11,495 (43%)
Having none of four housing problems	4,180 (6%)	7,635 (10%)	14,290 (19%)	8,240 (11%)	34,345 (46%)	1,110 (4%)	2,710 (10%)	5,670 (21%)	5,145 (19%)	14,635 (55%)
Household has negative income, but none of the other housing problems	1,430 (2%)	0 (0%)	0 (0%)	0 (0%)	1,430 (2%)	330 (1%)	0 (0%)	0 (0%)	0 (0%)	330 (1%)

Table 8 – Housing Problems 2

Data Source: 2008-2012 CHAS

Note: Sample data is extrapolated to represent the entire population using different weighting methods and may not produce exact total figures.

## 3. Cost Burden > 30%

	Renter				Owner			
	0-30% AMI	>30-50% AMI	>50-80% AMI	Total	0-30% AMI	>30-50% AMI	>50-80% AMI	Total
NUMBER OF HOUSEHOLDS								
Small Related	9,245 (19%)	6,005 (13%)	3,415 (7%)	18,665 (39%)	820 (6%)	1,290 (10%)	2,195 (17%)	4,305 (33%)
Large Related	3,475 (7%)	2,055 (4%)	875 (2%)	6,405 (13%)	285 (2%)	785 (6%)	1,255 (10%)	2,325 (18%)
Elderly	3,885 (8%)	2,160 (5%)	860 (2%)	6,905 (14%)	1,525 (12%)	1,170 (9%)	1,125 (9%)	3,820 (30%)
Other	6,790 (14%)	4,915 (10%)	4,110 (9%)	15,815 (33%)	835 (6%)	585 (5%)	1,000 (8%)	2,420 (19%)
Total need by income	23,395 (49%)	15,135 (32%)	9,260 (19%)	47,790 (100%)	3,465 (27%)	3,830 (30%)	5,575 (43%)	12,870 (100%)

Table 9 – Cost Burden > 30%

Data Source: 2008-2012 CHAS

Note: Sample data is extrapolated to represent the entire population using different weighting methods and may not produce exact total figures.

#### 4. Cost Burden > 50%

	Renter				Owner			
	0-30% AMI	>30-50% AMI	>50-80% AMI	Total	0-30% AMI	>30-50% AMI	>50-80% AMI	Total
NUMBER OF HOUSEHOLDS								
Small Related	8,135 (29%)	2,620 (9%)	435 (2%)	11,190 (39%)	780 (9%)	905 (11%)	1,125 (11%)	2,810 (33%)
Large Related	2,770 (10%)	545 (2%)	10 (0%)	3,325 (12%)	275 (3%)	635 (7%)	535 (6%)	1,445 (17%)
Elderly	2,835 (10%)	1,035 (4%)	230 (1%)	4,100 (14%)	1,200 (14%)	760 (9%)	620 (7%)	2,580 (30%)
Other	6,355 (22%)	2,610 (9%)	850 (3%)	9,815 (35%)	700 (8%)	415 (5%)	645 (8%)	1,760 (20%)
Total need by income	20,095 (71%)	6,810 (24%)	1,525 (5%)	28,430 (100%)	2,955 (34%)	2,715 (32%)	2,925 (34%)	8,595 (100%)

Table 10 – Cost Burden > 50%

Data Source: 2008-2012 CHAS

Note: Sample data is extrapolated to represent the entire population using different weighting methods and may not produce exact total figures.

#### 5. Crowding (More than one person per room)

	Renter					Owner				
	0-30% AMI	>30-50% AMI	>50-80% AMI	>80-100% AMI	Total	0-30% AMI	>30-50% AMI	>50-80% AMI	>80-100% AMI	Total
NUMBER OF HOUSEHOLDS										
Single family households	4,875 (35%)	3,215 (23%)	2,660 (19%)	795 (6%)	11,545 (83%)	200 (8%)	410 (17%)	470 (19%)	380 (16%)	1,460 (60%)
Multiple, unrelated family households	290 (2%)	525 (4%)	650 (5%)	280 (2%)	1,745 (13%)	39 (2%)	180 (7%)	480 (20%)	280 (11%)	979 (40%)
Other, non-family households	135 (1%)	200 (1%)	185 (1%)	50 (0%)	570 (4%)	0 (0%)	0 (0%)	0 (0%)	0 (0%)	0 (0%)
Total need by income	5,300 (38%)	3,940 (28%)	3,495 (25%)	1,125 (25%)	13,860 (100%)	239 (10%)	590 (24%)	950 (39%)	660 (27%)	2,439 (100%)

Table 11 – Crowding Information – 1/2

Data Source: 2008-2012 CHAS

Note: Sample data is extrapolated to represent the entire population using different weighting methods and may not produce exact total figures.

	Renter				Owner			
	0-30% AMI	>30-50% AMI	>50-80% AMI	Total	0-30% AMI	>30-50% AMI	>50-80% AMI	Total
Households with Children Present	NA	NA	NA	NA	NA	NA	NA	NA

Table 12 – Crowding Information – 2/2

NA = Data not available.

Note: Sample data is extrapolated to represent the entire population using different weighting methods and may not produce exact total figures.

**Describe the number and type of single person households in need of housing assistance.**

According to the 2008-2012 ACS, approximately 30 percent of households in the City were single-person households. The majority of single-person households were renters (67 percent), while 33 percent were owners. ACS data indicates that approximately 17 percent of Long Beach residents living alone had incomes below the poverty level. According to the 2010 census, a significant proportion of single-person households were also seniors 65 years and over (25 percent). Seniors living alone may have issues with cost burden and often require assistance with housing maintenance and other supportive services.

**Estimate the number and type of families in need of housing assistance who are disabled or victims of domestic violence, dating violence, sexual assault and stalking.**

**Persons with Disabilities**

According to the 2008-2012 ACS, approximately ten percent of Long Beach residents were affected by one or more disabilities (similar rates of disabled persons are found in surrounding cities). Of persons living with disabilities, ambulatory difficulties were the most prevalent (six percent of all City residents), followed by cognitive (four percent) and independent living difficulties (four percent). According to the State Department of Developmental Services, as of June 2016, approximately 5,120 Long Beach residents with developmental disabilities were being assisted by the Harbor Regional Center. The majority (66 percent) of these individuals were residing in a private home with their parent or guardian. Another eight percent were residing independently or with some supportive living arrangements. Over half of all Long Beach residents with developmental disabilities (49 percent or 2,506 persons) were under the age of 18. Persons with developmental disabilities require an array of services, ranging from affordable housing, health care, job training, special education, public transportation, and recreation programs. With the proper supportive environment, many persons with developmental disabilities are able to live independently, including renting or owning their own homes.

**Victims of Domestic Violence**

Since domestic violence often goes unreported, accurate analysis of housing needs is difficult to estimate. One information source and indicator of domestic violence and homelessness in the City is the 2017 Homeless Count conducted by the City of Long Beach Department of Health and Human Services. The 2017 Homeless Count estimated 246 homeless persons (about 13 percent) were victims of domestic violence. A primary need for victims of domestic violence is emergency shelter in a safe and confidential location. Among the homeless victims of domestic violence, 57 percent were unsheltered. Affordable housing options are important to provide victims with options for housing once they leave the shelter, to avoid having them return to an unsafe home.

**What are the most common housing problems?**

As mentioned previously, within the City, the most common housing problem is housing cost burden. Overall, 30 percent of the City's households were lower and moderate income and had a cost burden of at least 30 percent or more (Table 7). Specifically, the majority (75 percent) of these cost-impacted lower and moderate income households had a severe cost burden of over 50 percent.



**Are any populations/household types more affected than others by these problems?**

In the City, renter-households were more impacted by housing cost burden than owner-households. Housing cost burden affected 74 percent of renter-households and 66 percent of owner-households (Table 9).

**Describe the characteristics and needs of Low-income individuals and families with children (especially extremely low-income) who are currently housed but are at imminent risk of either residing in shelters or becoming unsheltered 91.205(c)/91.305(c)). Also discuss the needs of formerly homeless families and individuals who are receiving rapid re-housing assistance and are nearing the termination of that assistance.**

In Long Beach, extremely low income renter-households with housing cost burden represented the largest group of cost-burdened lower and moderate income households (see Table 9 and Table 10). These households are most at risk of becoming homeless at any changes that affect their financial situation such as loss of income, unemployment, or unexpected health care needs.

Rapid re-housing assists households that are not chronically homeless obtain permanent housing immediately and to achieve long-term housing stability as soon as possible with temporary assistance for several months—rather than years. Through case management services, households are linked to mainstream resources to become increasingly self-sufficient through public assistance, employment and/or non-cash benefits, such as free or low cost clothing, food, health care, household supplies, and transportation. Households nearing termination of assistance are those that have sufficiently increased their resources (via support networks, or employment, and/or non-employment non-cash sources) to maintain housing stability.

The City utilizes HOME funds to provide a Security/Utility Deposit Assistance program for homeless families seeking permanent shelter. HOME funds are used to fund utility deposits and/or security deposits equivalent to two months of rent to enable formerly homeless renters, who had income sufficient to pay rent but could not afford the “upfront costs,” to secure a decent place to live. In addition, the City utilizes ESG funds to operate the Rapid Re-Housing program that provides housing relocation and stabilization services and short- and medium-term rental assistance to assist homeless people move quickly into permanent housing and achieve stability in that housing. Both programs have a high success rate in that the majority of the households assisted stay in the program for at least six months and transition into permanent housing.

**If a jurisdiction provides estimates of the at-risk population(s), it should also include a description of the operational definition of the at-risk group and the methodology used to generate the estimates:**

The City generally defines extremely low income households and residents living in poverty as the most at-risk of becoming homeless. These estimates are based on CHAS data provided by HUD, and on ACS data by the Census Bureau, respectively.

**Specify particular housing characteristics that have been linked with instability and an increased risk of homelessness**

Extremely low income households with a severe housing cost burden are more likely to lose their homes in the event of loss of employment or other unexpected expenses. With the recent economic recession and its slow recovery, unemployment and underemployment have been the primary reasons for families losing their homes.

**NA-15 Disproportionately Greater Need: Housing Problems – 91.205 (b)(2)**

**Assess the need of any racial or ethnic group that has disproportionately greater need in comparison to the needs of that category of need as a whole.**

**Introduction**

A disproportionate housing need refers to any group that has a housing need which is at least 10 percentage points higher than the total population. The following tables identify the extent of housing problems by income and race.

**0%-30% of Area Median Income**

Housing Problems	Has one or more of four housing problems	Has none of the four housing problems	Household has no/negative income, but none of the other housing problems
Jurisdiction as a whole	28,020 (86%)	2,780 (9%)	1,690 (5%)
White	7,055 (82%)	1,035 (12%)	565 (7%)
Black / African American	5,690 (84%)	515 (8%)	540 (8%)
Asian	3,220 (78%)	630 (15%)	290 (7%)
American Indian, Alaska Native	110 (85%)	20 (15%)	0 (0%)
Pacific Islander	195 (100%)	0 (0%)	0 (0%)
Hispanic	10,960 (93%)	525 (4%)	255 (2%)

**Table 13 - Disproportionally Greater Need 0 - 30% AMI**

Data Source: 2008-2012 CHAS

Note: Sample data is extrapolated to represent the entire population using different weighting methods and may not produce exact total figures.

\*The four housing problems are:

1. Lacks complete kitchen facilities,
2. Lacks complete plumbing facilities,
3. More than one person per room,
4. Cost Burden greater than 30%

**30%-50% of Area Median Income**

Housing Problems	Has one or more of four housing problems	Has none of the four housing problems	Household has no/negative income, but none of the other housing problems
Jurisdiction as a whole	20,270 (83%)	4,035 (17%)	0 (0%)
White	5,260 (72%)	2,095 (28%)	0 (0%)
Black / African American	3,440 (89%)	420 (11%)	0 (0%)
Asian	2,030 (85%)	345 (15%)	0 (0%)

Housing Problems	Has one or more of four housing problems	Has none of the four housing problems	Household has no/negative income, but none of the other housing problems
American Indian, Alaska Native	45 (75%)	15 (25%)	0 (0%)
Pacific Islander	70 (100%)	0 (0%)	0 (0%)
Hispanic	8,955 (90%)	950 (10%)	0 (0%)

**Table 14 - Disproportionally Greater Need 30 - 50% AMI**

Data Source: 2008-2012 CHAS

Note: Sample data is extrapolated to represent the entire population using different weighting methods and may not produce exact total figures.

\*The four housing problems are:

1. Lacks complete kitchen facilities, 2. Lacks complete plumbing facilities, 3. More than one person per room, 4. Cost Burden greater than 30%

**50%-80% of Area Median Income**

Housing Problems	Has one or more of four housing problems	Has none of the four housing problems	Household has no/negative income, but none of the other housing problems
Jurisdiction as a whole	17,630 (59%)	12,290 (41%)	0 (0%)
White	5,330 (51%)	5,035 (49%)	0 (0%)
Black / African American	2,695 (63%)	1,570 (37%)	0 (0%)
Asian	1,940 (63%)	1,155 (37%)	0 (0%)
American Indian, Alaska Native	75 (71%)	30 (29%)	0 (0%)
Pacific Islander	100 (61%)	65 (39%)	0 (0%)
Hispanic	6,895 (64%)	3,950 (36%)	0 (0%)

**Table 15 - Disproportionally Greater Need 50 - 80% AMI**

Data Source: 2008-2012 CHAS

Note: Sample data is extrapolated to represent the entire population using different weighting methods and may not produce exact total figures.

\*The four housing problems are:

1. Lacks complete kitchen facilities, 2. Lacks complete plumbing facilities, 3. More than one person per room, 4. Cost Burden greater than 30%

## **80%-100% of Area Median Income**

Housing Problems	Has one or more of four housing problems	Has none of the four housing problems	Household has no/negative income, but none of the other housing problems
Jurisdiction as a whole	7,420 (47%)	8,265 (53%)	0 (0%)
White	2,455 (42%)	3,330 (58%)	0 (0%)
Black / African American	1,280 (46%)	1,510 (54%)	0 (0%)
Asian	1,005 (53%)	890 (47%)	0 (0%)
American Indian, Alaska Native	0 (0%)	0 (0%)	0 (0%)
Pacific Islander	55 (58%)	40 (42%)	0 (0%)
Hispanic	2,460 (55%)	1,985 (45%)	0 (0%)

**Table 16 - Disproportionally Greater Need 80 - 100% AMI**

Data Source: 2008-2012 CHAS

Note: Sample data is extrapolated to represent the entire population using different weighting methods and may not produce exact total figures.

\*The four housing problems are:

1. Lacks complete kitchen facilities, 2. Lacks complete plumbing facilities, 3. More than one person per room, 4. Cost Burden greater than 30%

### **Discussion**

Among all households with incomes up to 100 percent AMI (middle income) in Long Beach (100,870 households), 72 percent (73,340 households) had at least one of the four housing problems (Table 13 through Table 16). Overall, no specific racial/ethnic group had disproportionate need compared other groups when all four income groups are combined. Disproportionate needs become more evident when income is taken into consideration. Extremely low income households (earning up to 30 percent AMI) and low income households (earning between 31 and 50 percent AMI) together had disproportionate housing needs compared to all households with incomes up to 100 percent AMI. Specifically, 86 percent of the extremely low income households (28,020 households) and 83 percent of the low income households (20,270 households) had at least one of the four housing problems; whereas, only 59 percent of the moderate income households (up to 80 percent AMI) (17,630 households) or 47 percent of the middle income households (81-100 percent AMI) (7,420 households) had one or more housing problems.

## **NA-20 Disproportionately Greater Need: Severe Housing Problems – 91.205 (b)(2)**

**Assess the need of any racial or ethnic group that has disproportionately greater need in comparison to the needs of that category of need as a whole.**

### **Introduction**

A disproportionate housing need refers to any group that has a housing need which is at least 10 percentage points higher than the total population. The following tables identify the extent of severe housing problems by income and race. Severe housing problems include: inadequate housing (lacking complete kitchen and plumbing facilities); severe overcrowding (1.51 persons or more per room); and housing cost burden of 50 percent. Households with severe housing problems represent a subset of those with housing problems as presented in Section NA-15. The difference between these two groups lies in the severity of overcrowding and cost burden.

### **0%-30% of Area Median Income**

Severe Housing Problems*	Has one or more of four housing problems	Has none of the four housing problems	Household has no/negative income, but none of the other housing problems
Jurisdiction as a whole	25,245 (78%)	5,555 (17%)	1,690 (5%)
White	6,370 (74%)	1,715 (20%)	565 (7%)
Black / African American	5,040 (75%)	1,165 (17%)	540 (8%)
Asian	2,655 (64%)	1,190 (29%)	290 (7%)
American Indian, Alaska Native	110 (85%)	20 (15%)	0 (0%)
Pacific Islander	195 (100%)	0 (0%)	0 (0%)
Hispanic	10,155 (86%)	1,330 (11%)	255 (2%)

**Table 17 – Severe Housing Problems 0 - 30% AMI**

Data Source: 2008-2012 CHAS

Note: Sample data is extrapolated to represent the entire population using different weighting methods and may not produce exact total figures.

\*The four severe housing problems are:

1. Lacks complete kitchen facilities, 2. Lacks complete plumbing facilities, 3. More than 1.5 persons per room, 4. Cost Burden over 50%

### **30%-50% of Area Median Income**

Severe Housing Problems*	Has one or more of four housing problems	Has none of the four housing problems	Household has no/negative income, but none of the other housing problems
Jurisdiction as a whole	13,205 (54%)	11,105 (46%)	0 (0%)
White	3,260 (44%)	4,100 (56%)	0 (0%)
Black / African American	2,175 (56%)	1,685 (44%)	0 (0%)
Asian	1,255 (53%)	1,125 (47%)	0 (0%)
American Indian, Alaska Native	10 (18%)	45 (82%)	0 (0%)
Pacific Islander	55 (79%)	15 (21%)	0 (0%)
Hispanic	6,140 (62%)	3,765 (38%)	0 (0%)

**Table 18 – Severe Housing Problems 30 - 50% AMI**

Data Source: 2008-2012 CHAS

Note: Sample data is extrapolated to represent the entire population using different weighting methods and may not produce exact total figures.

\*The four severe housing problems are:

1. Lacks complete kitchen facilities, 2. Lacks complete plumbing facilities, 3. More than 1.5 persons per room, 4. Cost Burden over 50%

### **50%-80% of Area Median Income**

Severe Housing Problems*	Has one or more of four housing problems	Has none of the four housing problems	Household has no/negative income, but none of the other housing problems
Jurisdiction as a whole	8,770 (29%)	21,160 (71%)	0 (0%)
White	2,400 (23%)	7,965 (77%)	0 (0%)
Black / African American	1,050 (25%)	3,215 (75%)	0 (0%)
Asian	995 (32%)	2,100 (68%)	0 (0%)
American Indian, Alaska Native	30 (30%)	70 (70%)	0 (0%)
Pacific Islander	75 (44%)	95 (56%)	0 (0%)
Hispanic	3,955 (36%)	6,890 (64%)	0 (0%)

**Table 19 – Severe Housing Problems 50 - 80% AMI**

Data Source: 2008-2012 CHAS

Note: Sample data is extrapolated to represent the entire population using different weighting methods and may not produce exact total figures.

\*The four severe housing problems are:

1. Lacks complete kitchen facilities, 2. Lacks complete plumbing facilities, 3. More than 1.5 persons per room, 4. Cost Burden over 50%

### **80%-100% of Area Median Income**

Severe Housing Problems*	Has one or more of four housing problems	Has none of the four housing problems	Household has no/negative income, but none of the other housing problems
Jurisdiction as a whole	3,360 (21%)	12,325 (79%)	0 (0%)
White	600 (10%)	5,180 (90%)	0 (0%)
Black / African American	600 (22%)	2,190 (78%)	0 (0%)
Asian	570 (30%)	1,325 (70%)	0 (0%)
American Indian, Alaska Native	0 (0%)	0 (0%)	0 (0%)
Pacific Islander	35 (37%)	60 (63%)	0 (0%)
Hispanic	1,505 (34%)	2,935 (66%)	0 (0%)

**Table 20 – Severe Housing Problems 80 - 100% AMI**

Data Source: 2008-2012 CHAS

Note: Sample data is extrapolated to represent the entire population using different weighting methods and may not produce exact total figures.

\*The four severe housing problems are:

1. Lacks complete kitchen facilities, 2. Lacks complete plumbing facilities, 3. More than 1.5 persons per room, 4. Cost Burden over 50%

### **Discussion**

About 49 percent (50,580 households) of all households in Long Beach earning up to 100 percent (middle income) of the AMI had at least one of the four severe housing problems. Extremely low income households also had disproportionate housing needs in that 78 percent of these households (25,245 households) had severe housing problems compared to 54 percent (13,205 households) of low income households and 29 percent (8,770 households) of moderate income households (Table 17 through Table 20).

## NA-25 Disproportionately Greater Need: Housing Cost Burdens – 91.205 (b)(2)

**Assess the need of any racial or ethnic group that has disproportionately greater need in comparison to the needs of that category of need as a whole.**

### Introduction

A cost burden is defined as spending more than 30 percent of a household's gross income on housing costs, including taxes, insurance, and utilities. A disproportionate housing need refers to any group that has a housing need which is at least 10 percentage points higher than the total population. The following table identifies the extent of housing cost burden by race.

### Housing Cost Burden

Housing Cost Burden	<=30%	30-50%	>50%	No / negative income (not computed)
Jurisdiction as a whole	82,710 (51%)	37,555 (23%)	39,545 (25%)	1,790 (1%)
White	39,690 (60%)	13,220 (20%)	12,705 (19%)	590 (1%)
Black / African American	9,485 (40%)	5,590 (24%)	7,820 (33%)	570 (2%)
Asian	9,065 (51%)	4,165 (23%)	4,325 (24%)	310 (2%)
American Indian, Alaska Native	130 (33%)	145 (37%)	120 (30%)	0 (0%)
Pacific Islander	395 (52%)	80 (11%)	280 (37%)	0 (0%)
Hispanic	21,140 (44%)	13,420 (28%)	13,165 (27%)	270 (1%)

Table 21 – Greater Need: Housing Cost Burdens AMI

Data Source: 2008-2012 CHAS

Note: Sample data is extrapolated to represent the entire population using different weighting methods and may not produce exact total figures.

### Discussion:

Overall, 48 percent (77,100 households) of all households (161,100 households) in Long Beach had a housing cost burden (spent more than 30 percent of gross household income on housing) (Table 21), including about 25 percent of households (39,545 households) experienced a severe housing cost burden (spent more than 50 percent of gross household income on housing).

## NA-30 Disproportionately Greater Need: Discussion – 91.205(b)(2)

**Are there any Income categories in which a racial or ethnic group has disproportionately greater need than the needs of that income category as a whole?**

Table 13 through Table 21 estimate the extent of housing problem by racial/ethnic group. Among the various racial and ethnic groups, Hispanic extremely low and low income households were particularly impacted when more than 90 percent of these households had one or more housing problems (10,960 households), compared to 82 percent of the White extremely low income (7,055 household) and 72 percent of the White low income households (5,260 households) with housing problems.

A higher proportion of Hispanic extremely low and low income households experienced severe housing problems compared to other racial/ethnic groups (by about eight percentage points), although not high enough to meet the definition of disproportionate needs.

More specifically, Black and Hispanic households had disproportionate housing cost burdens. About 57 percent of Black households (13,410 households) and 55 percent of Hispanic households (26,585 households) were impacted by housing cost burden. Specifically, 33 percent of Black households (7,820 households) had severe housing cost burdens.

**If they have needs not identified above, what are those needs?**

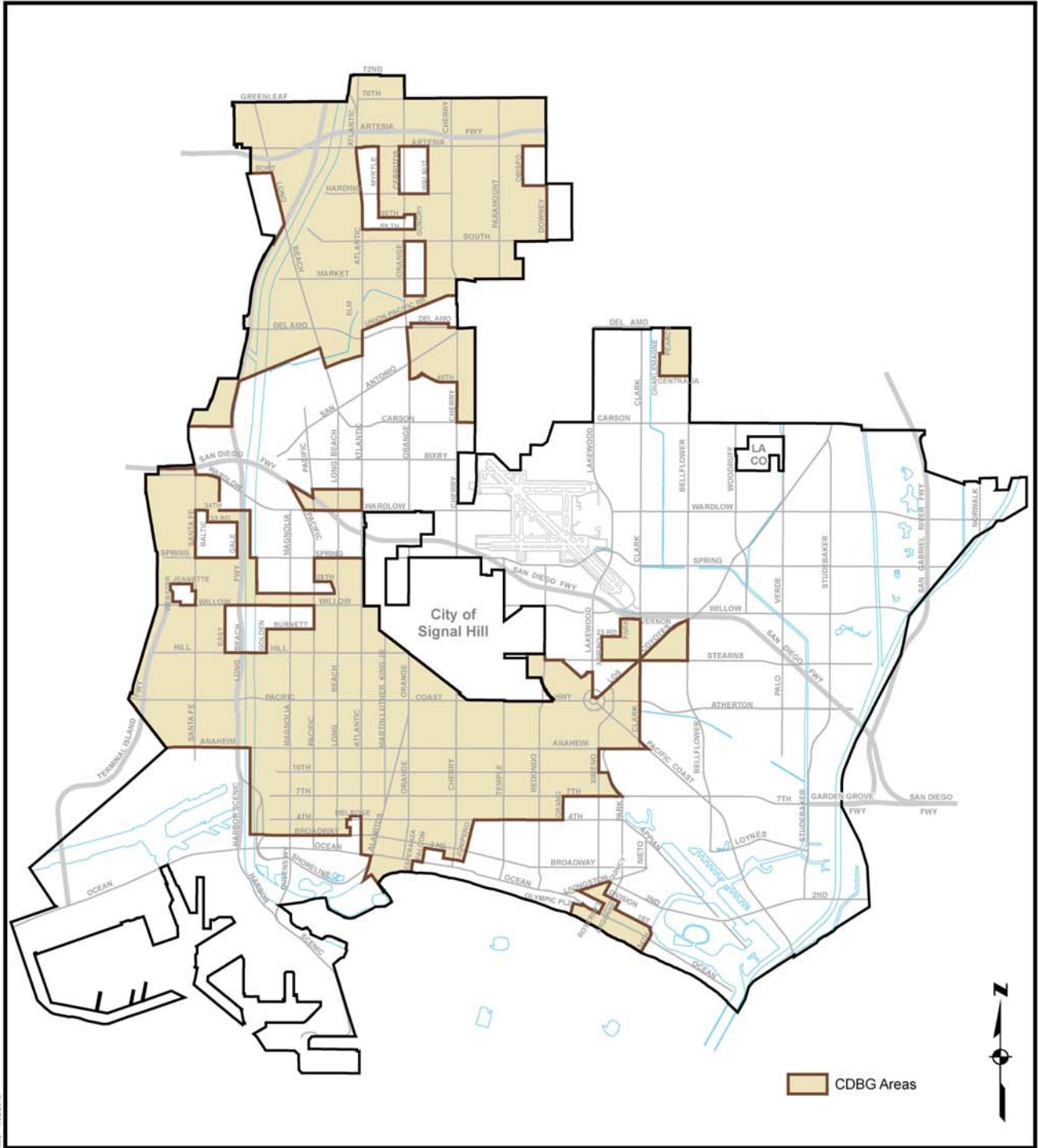
Housing needs of low and moderate income minority households have been previously identified.

**Are any of those racial or ethnic groups located in specific areas or neighborhoods in your community?**

Figure 1 identifies the Low and Moderate Income Areas in Long Beach. As shown in the map, low and moderate income areas are located generally in the west side of the City. These areas generally overlap with the Racial and Ethnically Concentrated Areas of Poverty (R/ECAPs) (see Figure 2), i.e. areas with at least a majority non-White population (greater than 50 percent) and a poverty rate that exceeds 40 percent or is three times the average tract poverty rate for the metropolitan area. Virtually all R/ECAPs are located within the CDBG Eligible Areas, with the exception of one area located in the southeast corner of the City. However, this area is primarily comprised of wetlands and contains no residential population.



Figure 1: Low and Moderate Income CDBG Target Areas



T:\Web\_Documents\Map\City\Long\General\3.5x11\_CDBG\_20140730.mxd 4/30/2015



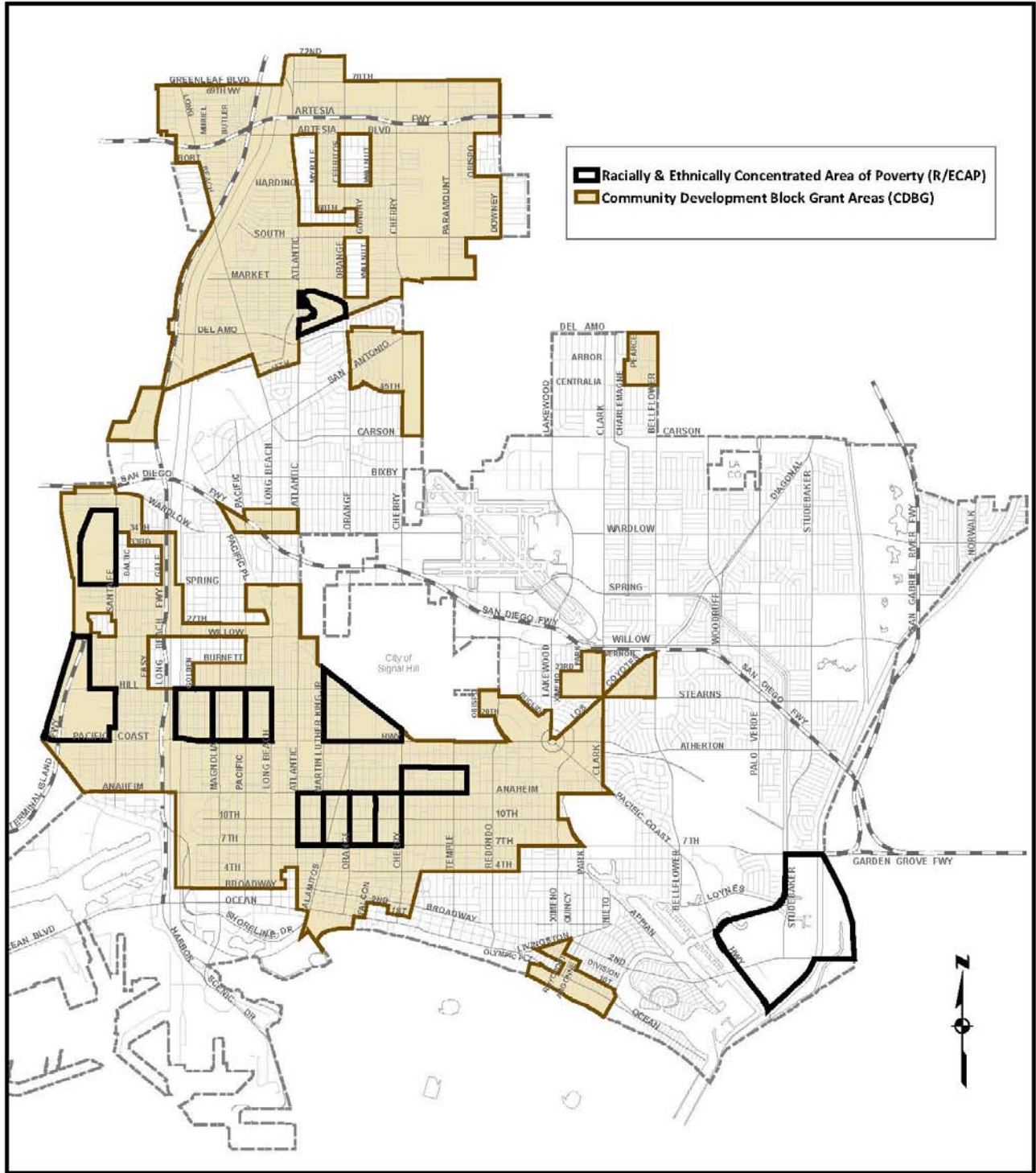
Department of  
Technology and Innovation GIS

## City of Long Beach, California Community Development Block Grant (CDBG) Areas

Effective July 30, 2014


Disclaimer  
This map of the City of Long Beach is intended for informational purposes only. While reasonable effort has been made to ensure the accuracy of the data, the City assumes no liability or damages arising from errors or omissions. This map is provided without warranty of any kind. Do not make any business decisions based on this map before validating your decision with the appropriate City office.

Figure 2: Low and Moderate Income CDBG Target Areas and R/ECAPs



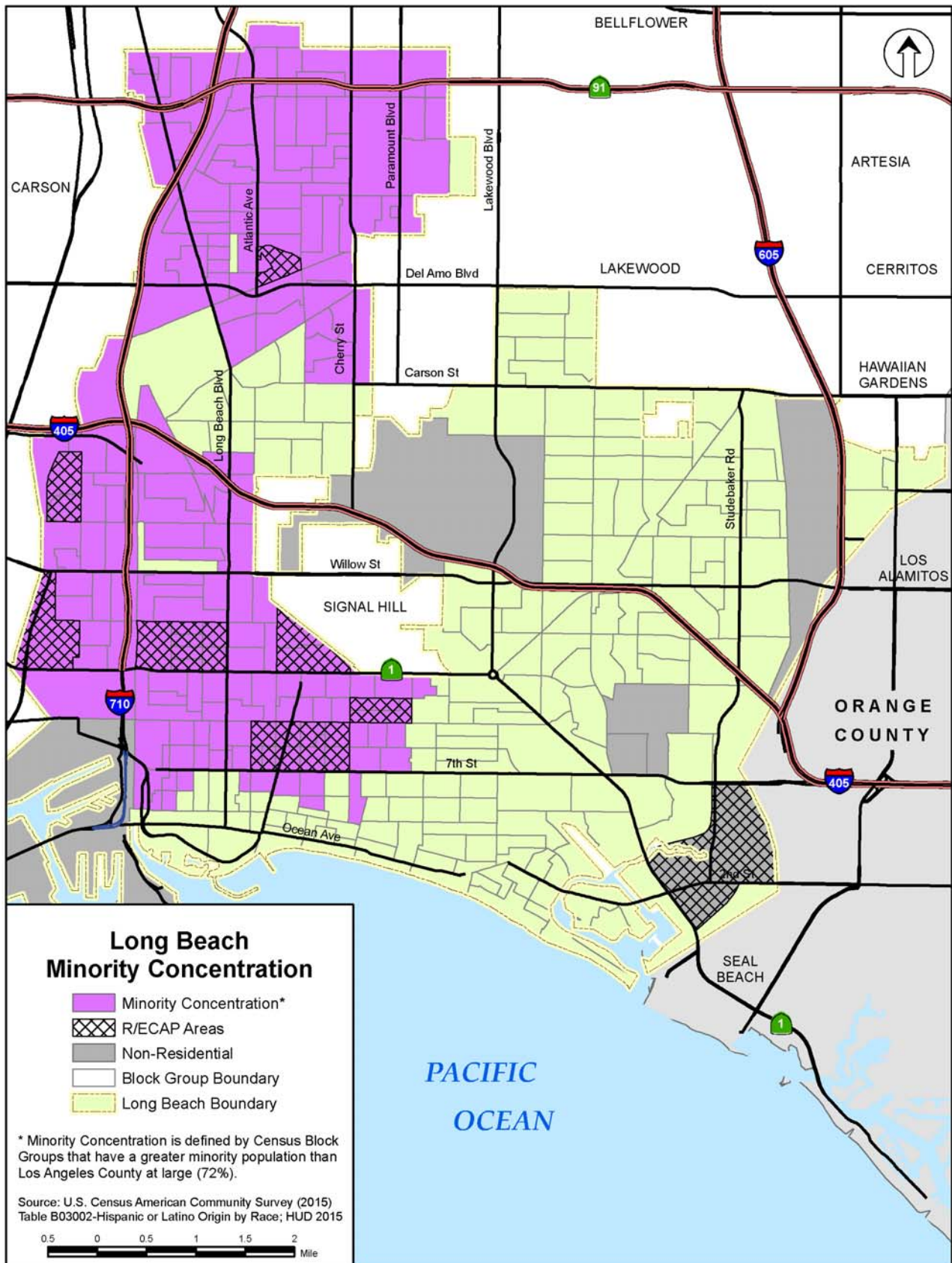
City of Long Beach

**Community Development Block Grant Areas (CDBG) and Racially & Ethnically Concentrated Area of Poverty (R/ECAP)**



Department of Technology & Innovation T:\2016\_DevelopmentServices\Neighborhood Services\NIS\_CDBG\_RECAP\CDBG\_RECAP.mxd 11/9/2016

Figure 3: Minority Concentration Areas



# NA-35 Public Housing – 91.205(b)

## Introduction

The Housing Authority of the City of Long Beach (HACLB) administers housing voucher programs in the City. While the 713-unit Carmelitos Public Housing development is located in Long Beach, this project is owned and managed by the Housing Authority of the County of Los Angeles (HACoLA). HACLB administers various voucher programs, totaling 6,741 vouchers as of April 2016, including 533 special purpose vouchers for Veterans Affairs Supportive Housing and 342 households with project-based vouchers.

In regards to the geographic location of the City’s HCV households, the majority of HCV households are clustered in the City’s west side, specifically in the northern and southern neighborhoods. Black residents comprise the majority of the HCV recipients, followed by Asian residents. This distribution is inconsistent with the racial/ethnic composition of income eligible households (50 percent or less of AMI) in the City. At 38 percent, Hispanic households represent the largest group among the lower income households eligible for HCV assistance, but represent the smallest group among the HCV recipients. In contrast, Black households’ representation among the voucher recipients is almost three times their proportion among the income-eligible households.

The racial/ethnic composition of voucher recipients reflects the City’s historical development and migration patterns of various groups. Blacks were among the earliest residents of Long Beach, followed by the immigration of Vietnamese, Cambodians, and other Asian groups during the 1970s and 1980s. Influx of Latinos occurred primarily during the last 30 years. As a household can continue to receive HCV assistance as long as it remains income-eligible, many early voucher recipients have remained in the system. In recent years, Congressional appropriations for the HCV program have not kept up in pace with needs. Therefore, newer residents in the City have more difficulty in obtaining assistance, as evidenced by the long waiting list (18,450 applicants).

### Totals in Use

	Program Type								
	Certificate	Mod-Rehab	Public Housing	Vouchers					
				Total	Project - based	Tenant - based	Special Purpose Voucher		
							Veterans Affairs Supportive Housing	Family Unification Program	Disabled *
# of units vouchers in use	0	0	0	6,741	342	5,866	533	0	0

Table 22 - Public Housing by Program Type

\*includes Non-Elderly Disabled, Mainstream One-Year, Mainstream Five-year, and Nursing Home Transition

Data Source: Housing Authority of the City of Long Beach

**Characteristics of Residents**

	Program Type							
	Certificate	Mod-Rehab	Public Housing	Vouchers				
				Total	Project-based	Tenant-based	Special Purpose Voucher Veterans Affairs Supportive Housing	Family Unification Program
Average Annual Income	0	0	0	14,668	0	14,948	14,006	0
Average length of stay	0	0	0	8	0	8	0	0
Average Household size	0	0	0	2	0	2	1	0
# Homeless at admission	0	0	0	0	0	0	0	0
# of Elderly Program Participants (>62)	0	0	0	2,550	241	1,826	183	0
# of Disabled Families	0	0	0	3,489	153	3,146	190	0
# of Families requesting accessibility features	0	0	0	6,331	0	6,079	249	0
# of HIV/AIDS program participants	0	0	0	0	0	0	0	0
# of DV victims	0	0	0	0	0	0	0	0

**Table 23 – Characteristics of Public Housing Residents by Program Type**

Data Source: Housing Authority of the City of Long Beach

## Race of Residents

Race	Certificate	Mod-Rehab	Public Housing	Program Type					
				Total	Project-based	Tenant-based	Vouchers		
							Veterans Affairs Supportive Housing	Family Unification Program	Disabled *
White	0	0	0	1,831	130	1,462	239	0	0
Black/African American	0	0	0	3,282	91	2,918	273	0	0
Asian	0	0	0	1,495	111	1,379	5	0	0
American Indian/Alaska Native	0	0	0	68	111	55	11	0	0
Pacific Islander	0	0	0	65	8	52	5	0	0
Other	0	0	0	0	0	0	0	0	0

\*includes Non-Elderly Disabled, Mainstream One-Year, Mainstream Five-year, and Nursing Home Transition

**Table 24 – Race of Public Housing Residents by Program Type**

Data Source: Housing Authority of the City of Long Beach

## Ethnicity of Residents

Ethnicity	Certificate	Mod-Rehab	Public Housing	Program Type					
				Total	Project-based	Tenant-based	Vouchers		
							Veterans Affairs Supportive Housing	Family Unification Program	Disabled *
Hispanic	0	0	0	879	37	792	70	0	0
Not Hispanic	0	0	0	5,838	305	5,070	463	0	0

\*includes Non-Elderly Disabled, Mainstream One-Year, Mainstream Five-year, and Nursing Home Transition

**Table 25 – Ethnicity of Public Housing Residents by Program Type**

Data Source: Housing Authority of the City of Long Beach

### **Section 504 Needs Assessment: Describe the needs of public housing tenants and applicants on the waiting list for accessible units:**

HACLB does not own or operate any Public Housing development. Carmelitos is owned and operated by HACoLA, which has closed its waiting list for Public Housing.

According to HACoLA's 2013-2017 Public Housing Agency Plan, ADA improvements are needed in Carmelitos, including at its various parking lots, elevators, and bathroom and kitchen rehabilitation for the senior units.

### **Most immediate needs of residents of Public Housing and Housing Choice voucher holders**

The City has extensive needs for Housing Choice Vouchers (HCV). In June 2016 HACLB recently opened its HCV waiting list for the first time since 2003, and received a significant number of applications. The waiting list now has about 18,450 applicants. Applicants who are currently on the Housing Choice Voucher (HCV) waiting list as of June of 2016, will remain on the list until it expires 5 years from the date of the opening. Those who are not selected during that time, will be given preference and placed on the next waiting list, which increases their selection opportunity. The HA exhausted the 2003 waiting list and is currently selecting applicants from the 2016 list. Housing Choice Vouchers are more commonly accepted in areas that also have high minority concentrations, specifically in the south side and in the furthest northern portions of Long Beach. HCVs are least accepted in the areas of eastern Long Beach. This area is potentially a marker of a less dense rental housing market in that area, and single-family homeowners not willing to rent to HCV recipients due to a payment standard that is considered too low or the stigma associated with HCV holders. HACLB has been working to overcome these obstacles in order to expand housing choices for voucher holders through owner engagement efforts and mobility counseling.

As of 2016, HACLB is currently at 110 percent of the HUD Small Area Fair Market Rents (FMR) and is awaiting approval of 120 percent in selected zip codes. Small Area Fair Market Rents (FMR) are median rents set by HUD according to ZIP Code, allowing rental subsidies to be higher in low poverty/high rent areas, and lower in high poverty/low rent areas. The establishment of these rents by zip code has the potential to allow HCV holders to access housing in higher opportunity areas.

### **How do these needs compare to the housing needs of the population at large**

Based on the racial/ethnic composition of voucher users in Long Beach, Hispanic households in need of housing assistance are underrepresented in this program. As previously shown in Table 13 on page 23, almost 90 percent of the City's extremely low income Hispanic households had a housing cost burden. HACLB will continue to pursue opportunities for expanding its voucher programs to benefit an increased number of households.

# NA-40 Homeless Needs Assessment – 91.205(c)

## Introduction:

According to Title 42 of the United States Code, Chapter 119, the term “homeless” is generally defined as individuals or families who:

- Lack fixed, regular, and adequate nighttime residence; or
- Have a primary nighttime residence is a place not ordinarily used as regular sleeping accommodations, such as cars, movie theatres, abandoned buildings, in parks, or on the street; or
- Are living in a shelter designated to provide temporary living arrangements, such as welfare hotels, emergency shelters, or transitional housing programs; or
- Are exiting an institution after a short-term stay and were previously living in a shelter or place not meant as regular sleeping; or
- Will imminently lose their housing, have no subsequent residence identified, and lacks the resources or support networks to obtain other permanent housing.

Unaccompanied youth and homeless families with children and youth defined as homeless under other Federal statute who are unstably housed may also be considered homeless.

The City of Long Beach, Department of Health and Human Services completed the point-in-time (PIT) 2017 Biennial Homeless Count, a street and service-based homeless count and comprehensive assessment, on January 26, 2017. This process yielded important data to comprehensively understand and address the demographics of the Long Beach homeless population, existing service availability and determine gaps in resources citywide. The total number of persons who experience homelessness on any given day in Long Beach was revealed to be 1,863, which is less than one percent of the City’s total population. This number represents a 21-percent decrease from the previous homeless count in 2015. The majority of the City’s homeless were unsheltered (65 percent).

Additionally, it was determined that 141 homeless persons, or eight percent, were children under the age of 18. The majority of homeless identified as ethnically non-Hispanic/non-Latino (74 percent), and racially identified as White (55 percent). Most of the homeless in the City were male (70 percent), while a little under a third were female (29 percent) and a percent were transgender (one percent).

It should be noted that annual count measures the scope of homelessness on a single night; it does not represent every person who will experience homelessness throughout the year. Table 26 provides further details in estimating the homeless population over the course of a year.

Population	Estimate the # of persons experiencing homelessness on a given night		Estimate the # experiencing homelessness each year	Estimate the # becoming homeless each year	Estimate the # exiting homelessness each year	Estimate the # of days persons experience homelessness
	Sheltered	Unsheltered				
Persons in Households with Adult(s) and Child(ren)	160	57	393	161	298	237
Persons in Households with Only Children	0	0	0	0	0	0



Population	Estimate the # of persons experiencing homelessness on a given night		Estimate the # experiencing homelessness each year	Estimate the # becoming homeless each year	Estimate the # exiting homelessness each year	Estimate the # of days persons experience homelessness
	Sheltered	Unsheltered				
Persons in Households with Only Adults	495	1,151	2,983	1,217	2,262	234
Chronically Homeless Individuals	146	534	1,233	503	935	229
Chronically Homeless Families	2	12	25	10	19	568
Veterans	208	110	576	235	437	248
Unaccompanied Child	0	0	0	0	0	0
Persons with HIV	37	19	102	41	77	230

Table 26 - Homeless Needs Assessment

Indicate if the homeless population is: No Rural Homeless

**If data is not available for the categories "number of persons becoming and exiting homelessness each year," and "number of days that persons experience homelessness," describe these categories for each homeless population type (including chronically homeless individuals and families, families with children, veterans and their families, and unaccompanied youth):**

Data is available and is presented above.

**Nature and Extent of Homelessness: (Optional)**

Race:	Sheltered:	Unsheltered (optional)
White	368	660
Black or African American	217	379
Asian	31	29
American Indian or Alaska Native	7	46
Native Hawaiian or Other Pacific Islander	10	40
Multiple Races	22	54
Ethnicity:	Sheltered:	Unsheltered (optional)
Hispanic	184	296
Non-Hispanic/Non-Latino	471	912

Table 27 - Nature and Extent of Homelessness

**Estimate the number and type of families in need of housing assistance for families with children and the families of veterans.**

In Long Beach, the 2017 homeless population was comprised of 92 percent adults and eight percent children. Specifically, 217 homeless adults and children are in families. The City has a need for emergency shelters and transitional housing facilities that can accommodate families. Also, assistance to help these families transition to permanent housing is needed.

Also, among the homeless, 318 persons were veterans, with 65 percent of them being sheltered in emergency shelters and, transitional housing beds. In addition, 1,242 formerly homeless veterans were accommodated in permanent housing as of January 2017.

**Describe the Nature and Extent of Homelessness by Racial and Ethnic Group.**

The City's homeless population is diverse. According to the 2017 Biennial Count, the homeless population was comprised of 55 percent White, 32 percent Black, three percent Asian, three percent American Indian or Alaskan Native, three percent Native Hawaiian or Other Pacific Islander and four percent multiple races.

**Describe the Nature and Extent of Unsheltered and Sheltered Homelessness.**

In 2017, about 35 percent (655 persons) of the homeless were sheltered and 65 percent (1,208 persons) were unsheltered. Of those who were homeless, 37 percent (694 persons) were chronically homeless, and 79 percent (546 persons) of the chronically homeless were unsheltered.

DRAFT

# NA-45 Non-Homeless Special Needs Assessment - 91.205 (b,d)

## Introduction:

Certain households, because of their special characteristics and needs, may require special accommodations and may have difficulty finding housing due to their special needs.

### Describe the characteristics of special needs populations in your community:

#### Seniors

According to the 2008-2012 ACS, nine percent of the population in Long Beach was 65 years and over, with an old-age dependency ratio of 14.3 (i.e., for every 100 working age population 18-64, there were 14.3 senior persons.) Approximately 16 percent of all households in the City were headed by householders 65 years and over, the majority of which were owner-households (65 percent).

#### Persons with Disabilities

The Americans with Disabilities Act (ADA) defines a disability as a “physical or mental impairment that substantially limits one or more major life activities.” Physical disabilities can hinder one’s access to conventional housing units and restrict mobility. Mental and/or developmental disabilities can also affect a person’s ability to maintain a home. Moreover, physical and mental disabilities can restrict one’s work and prevent one from earning adequate income. Therefore, persons with disabilities are more vulnerable and are considered a group with special housing needs. According to the 2008-2012 ACS, about ten percent of the population in Long Beach was affected by one or more disabilities (46,816 persons). Among persons living with disabilities, ambulatory difficulties were the most prevalent (53 percent or 24,481 persons), followed by cognitive difficulties (41 percent or 18,900 persons) and independent living difficulties (40 percent or 18,366 persons).

#### Large Households

Large households consist of five or more persons. According to 2008-2012 ACS, approximately 22,954 large households reside in Long Beach, representing 14 percent of all households in the City. Of these large households, the majority (58 percent or 13,356 households) were renters. The 2008-2012 CHAS data by HUD indicates that 60 percent of the City’s large family households were lower and moderate incomes (Table 6).

#### Female-Headed Households

The 2008-2012 ACS estimated that 24,823 households (15 percent) in the City were headed by single parents – the large majority of which were headed by females (72 percent or 17,985 households). Approximately 40 percent (7,166 households) of female-headed households with children in Long Beach had incomes below the poverty level.

#### Victims of Domestic Violence

On September 17, 2013, 87 percent of identified local domestic violence programs in United States participated in the 2013 24-Hour National Census of Domestic Violence Services. In California, among 5,263 persons were served during the surveyed day, 32 percent were served

in shelters and 28 percent were served in transitional housing. However, 872 requests for services were unmet. Nationwide, 60 percent of the unmet requests were for housing.

### **Persons with Alcohol/Substance Abuse**

According to the County Public Health Department, 47,121 unique clients were treated for drug and alcohol abuses countywide in 2014/2015. The City of Long Beach comprises a significant portion of Service Planning Area (SPA) 8 - South Bay. Admission to County drug and alcohol abuse treatment programs from SPA 8 has been steadily decreasing since 2012. In 2014/2015, 6,736 clients were admitted. The majority of these clients required outpatient and opioid treatment programs (85 percent).

### **Veterans**

According to the U.S. Department of Veterans Affairs Veteran Population Projection Model – VetPop 2014, an estimated 289,609 veterans were living in Los Angeles County as of September 2016. VetPop2014 projects the population will decline to approximately 227,696 veterans in the County by September 2022.

The 2008-2012 ACS estimated that 21,936 veterans resided in Long Beach. Approximately 24 percent had a disability, ten percent of the veterans in labor force were unemployed, and eight percent were living below the poverty level.

**What are the housing and supportive service needs of these populations and how are these needs determined?**

### **Seniors**

Seniors over 65 years of age typically have four main concerns: limited income, higher health care costs, access to transportation, and affordable housing. Seniors are usually retired and living on a fixed income. With respect to housing, many seniors live alone and have limited discretionary income to support increasing housing costs. These characteristics indicate a need for smaller, lower cost housing with easy access to transit, and health care.

Based on 2008-2012 ACS data, approximately 13 percent of senior-headed households had incomes below the federal poverty level (FPL). This translates to approximately over 5,000 seniors in the City struggling to make ends meet. Furthermore, about 18 percent of the City's households were headed by seniors. While most of these senior-headed households were owner-households (62 percent), a substantial proportion (38 percent) did rent their unit. About one-third of the City's elderly persons lived alone (30 percent). Furthermore, 41 percent of persons 65 years and over had one of more disabilities. Ambulatory difficulties (67 percent) and independent living difficulties (51 percent) were the most prevalent disabilities among seniors.

According to Table 9 on page 19, 10,725 senior-headed lower and moderate income households residing in Long Beach had a housing cost burden of at least 30 percent, including 6,680 of these households with a severe housing cost burden of 50 percent. The majority (64 percent) of these cost-burdened senior households were renters and likely to be vulnerable to rising rents in the housing market.

## **Persons with Disabilities**

Special housing needs for persons with disabilities fall into two general categories: physical design to address mobility impairments and in-home social, educational, and medical support to address developmental and mental impairments.

In Long Beach, only about 22 percent of persons with disabilities were employed, according to the ACS 2008-2012 estimates. Furthermore, 25 percent of the persons with disabilities were living below the poverty level. With a proportion of the population with disabilities relied on fixed monthly disability incomes that are rarely sufficient to pay market-rate rents, supportive housing options, including group housing and shared housing, are important means for meeting the needs of persons with disabilities. Such housing options typically include supportive services onsite to also meet the social needs of persons with disabilities.

## **Large Households**

Large households often have special housing needs due to their need for larger units and related higher housing costs, need for affordable and accessible childcare and recreation services, and the general lack of adequately sized affordable housing. To save for necessities such as food, clothing, and medical care, low and moderate income large family households typically reside in smaller units, often resulting in overcrowding.

Among the lower and moderate income large families in Long Beach, 73 percent (8,730 households) had a housing cost burden of more than 30 percent (Table 9), inclusive of 40 percent (4,770 households) with a severe housing cost burden of more than 50 percent (Table 10). The majority (72 percent) of the cost-burdened large families were renters. These estimates illustrate the extensive affordable housing needs for large households, particularly for rental housing.

## **Female-Headed Households**

Female-headed households are likely to face unique work constraints because they must take into account proximity and access to day care, school, and other activities along with regular work schedules. Without access to affordable housing, many of these households may be at risk of becoming homeless. Affordable housing with childcare centers or in close proximity to schools, public transportation, and recreation facilities can address critical needs of lower income female-headed households.

## **Victims of Domestic Violence**

A primary need for victims of domestic violence is emergency shelter in a safe and confidential location. Transitional housing options are important once they leave the shelter, to avoid having them return to an unsafe home.

## **Persons with Alcohol/Substance Abuse**

Alcohol and drug addiction creates financial problems for many abusers because job performance deteriorates and because of the high cost of maintaining a drug addiction. The continuum of care for persons with substance abuse problems consists of four levels of assistance. Public inebriate reception centers, detoxification recovery facilities, recovery homes, and outpatient support networks offer varying levels of care to abusers willing to receive treatment. The County of Los Angeles Public Health Department has the primary responsibility of administering the County's alcohol and drug programs.

## Veterans

Veterans have a range of housing and supportive services needs due to their disabilities and unemployment status. Affordable housing, medical/health services, and employment assistance are among some of the critical needs of veterans.

### **Discuss the size and characteristics of the population with HIV/AIDS and their families within the Eligible Metropolitan Statistical Area:**

For persons living with HIV/AIDS, access to safe, affordable housing is nearly as important to their general health and well-being as access to quality health care. For many persons with HIV/AIDS, the persistent shortage of stable housing can be the primary barrier to consistent medical care and treatment. Persons with HIV/AIDS also require a broad range of services, including counseling, medical care, in-home care, transportation, food, in addition to stable housing. Today, persons with HIV/AIDS live longer and require longer provision of services and housing. Stable housing promotes improved health, sobriety, decreased drug abuse, and a return to paid employment and productive social activities resulting in an improved quality of life. Furthermore, stable housing is shown to be cost-effective for the community in that it helps to decrease risk factors that can lead to HIV and AIDS transmission.

As a communicable disease, California law requires health care providers to report AIDS cases to the local health officer. The Los Angeles County Department of Public Health reported that 48,908 persons living with HIV as of December 31, 2014.

The Long Beach Health and Human Services Department conducted a Community Health Assessment in 2013. As of March 2012, the cumulative number of total cases of HIV in Long Beach was 1,449 with a mortality rate of four percent. As of March 2012, there had been a total of 6,158 cases of AIDS in Long Beach, with a 50 percent mortality rate.

The Housing Opportunities for People with AIDS (HOPWA) program assists households where one or more people are HIV+ or have AIDS. As the largest City in the Primary Metropolitan Statistical Area (PMSA), City of Los Angeles receives all HOPWA funds on behalf of the PMSA. The HACLB currently receives HOPWA funds to operate two housing programs:

- HOPWA Long-Term Tenant-Based Rental Assistance Program: Provides one to two years of assistance modeled after the Housing Choice Voucher program, after which the assistance is rolled over into HACLB's voucher program. Funding levels are for up to 40 households.
- HOPWA Short-Term Assistance Program (STAP): Provides periodic grants to help lower-income tenants catch up with rent and utility payments and pay moving expenses. The grants provide two types of financial assistance, Short-Term Rent, Mortgage, Utilities (STRMU) assistance and Permanent Housing Placement (PHP) assistance.
  - STRMU: Provides assistance for up to 21 weeks during any 52 week period with rent, mortgage, and/or utilities (gas, electric, water and sewer), which may not be consecutive. Applicants must be living in permanent housing in Los Angeles County.
  - PHP (Move-In): Provides assistance with reasonable costs to move persons into permanent housing by covering the security deposit. Maximum amount is based on the fair market rents for Los Angeles County defined annually by HUD.

## NA-50 Non-Housing Community Development Needs – 91.215 (f)

HUD Community Planning and Development funds (CDBG, HOME, and ESG) can be used for a variety of supportive services and community development activities. These include: public and infrastructure improvements; community facilities; and community services. As an older, highly urbanized and densely populated community, Long Beach is confronted with a wide range of community development issues, particularly in older neighborhoods where the housing stock, public improvements and community facilities are deteriorating, and businesses are declining.

As part of the Consolidated Plan development, the City conducted an extensive community participation program, including a housing and community development needs survey. The survey asked respondents to rate the level of need for 35 specific improvements within seven topic areas, and received over 1,000 responses. The seven topic areas are: 1) Community Facilities; 2) Public Services; 3) Public Infrastructure; 4) Special Needs Services; 5) Housing; 6) Special Needs Housing; and 7) Business and Jobs. The following list depicts the top ranking need of each topic area:

- **Outdoor Parks and Recreation Facilities** – Resident's survey responses prioritize investment in park and recreation improvements.
- **Anti-Crime Programs** – Anti-crime programs ranked highest in public service improvements; similarly, the open-ended responses for the survey reiterated a need for the prioritization of safety issues in the City.
- **Street & Alley Improvements** – Residents prioritized street and alley improvements, and specifically made comments regarding the repaving of streets and potholes, installation of new lighting, clean-up of streets and freeway off-ramps.
- **Services for Homeless** – Homeless issues are a major concern for Long Beach residents, and were a frequent topic in the community workshops.
- **Affordable Rental Housing** – Affordable rental housing was the number one housing priority for survey respondents, and mirrors the workshop activity results.
- **Housing for Seniors** – Housing for the City's aging population was also referred to as a top priority during the community outreach process.
- **Programs to Attract New Businesses or Retain Businesses in Long Beach** – Residents prioritized business retention and development, another recurring theme in conversations throughout the community workshops.

### Describe the jurisdiction's need for Public Facilities:

As an established and built out community, Long Beach faces a particular challenge in not only providing new public/community facilities, but also in maintaining and improving existing facilities. In several older neighborhoods, community facilities are few or nonexistent, with limited vacant land remaining for future development.

The Parks, Recreation and Marine Department implements a program to expand and upgrade its facilities, including parks located in Placed-Based Neighborhood Improvement Strategy (NIS) areas (described later).

### **How were these needs determined?**

Respondents to the needs survey identified outdoor park and recreation facilities as the top public facility need, followed by libraries and indoor community centers. Participants of community workshops also identified outdoor parks and recreation facilities as the top public facility need, followed by senior centers.

### **Describe the jurisdiction's need for Public Improvements:**

In a built up urban environment such as Long Beach, infrastructure improvements are largely a function of public sector investments and activities. The City is not alone among California cities which are constantly constrained by limited or diminishing funding but increasing needs for capital improvements. The poorest areas of the City are usually the oldest areas that require major, as opposed to routine, infrastructure improvements. The high population density of these areas places a high demand on the deteriorating infrastructure, which further exacerbates the need for improvements. The high cost of making these improvements in low and moderate income areas often warrants the use of CDBG funds.

Through the capital improvement planning (CIP) process, the City prioritizes needed infrastructure improvements throughout the City and allocates funding to pursue improvement projects. Water and sewer improvements are provided using funding sources other than CDBG funds. Some street and sidewalk improvements, particularly those related to improving accessibility, are funded under the CDBG program.

### **How were these needs determined?**

Respondents to the needs survey identified street and alley improvements as the top public improvement need, followed by sidewalk improvements, and small scale neighborhood beautification projects and infrastructure improvements. Participants of community workshops also identified street and alley improvements as top priority needs, with accessibility improvements being the second most important public improvement need.

### **Describe the jurisdiction's need for Public Services:**

The City's low and moderate income residents and those with special needs face a range of challenges daily in their pursuit of decent housing and living environment, self-sufficiency, independent living, employment opportunities, and other personal growth goals. Public and supportive services are needed to help advance their goals, including services for youth (particularly at-risk youth), seniors, persons with disabilities, homeless, and veterans.

### **How were these needs determined?**

Respondents to the needs survey identified anti-crime programs as the top public service need, followed by mental health services and youth services. Consistent with the survey results, participants of community workshops identified anti-crime programs and mental health services as priority needs, followed by youth services and senior services.



# Housing Market Analysis

## MA-05 Overview

### Housing Market Analysis Overview:

Between the 2000 Census and 2008-2012 ACS, Long Beach experienced a 1.5 percent increase in the housing stock. The majority of housing units in the City were multi-family units (53 percent) and single-family homes made up 47 percent of the housing stock. With 59 percent of the occupied housing units being occupied by renters, a portion of the City single-family homes were used as rentals. The majority of the housing in Long Beach was built more than 30 years ago, with approximately 82 percent of units built prior to 1979. Given their age some of the pre-1980 units may require rehabilitation and improvements.

## MA-10 Number of Housing Units – 91.210(a)&(b)(2)

### Introduction

According to the 2008-2012 ACS, Long Beach had a housing stock of 175,755 units (Table 28). The State Department of Finance estimated the City's housing stock at 176,728 units as of January 1, 2016, an increase of 0.6 percent. The majority (53 percent) of the City housing stock was comprised of multi-family units. Single-family attached and detached units made up 47 percent of the units.

Among the City's occupied housing units, 59 percent were occupied by renters, suggesting that a portion of the City single-family homes were being used as rentals (Table 29). Owner- and renter-occupied housing in the City differs in size significantly. About 61 percent of the owner-occupied units had three or more bedrooms, compared to only 13 percent of the renter-occupied units. This discrepancy in access to adequately sized housing units explains the significant discrepancy in crowding conditions between owner- and renter-households (Table 11).

### All Residential Properties by Number of Units

Property Type	Number	%
1-unit detached structure	73,711	42%
1-unit, attached structure	9,327	5%
2-4 units	21,970	13%
5-19 units	39,563	23%
20 or more units	29,264	17%
Mobile Home, boat, RV, van, etc	1,920	1%
Total	175,755	100%

Table 28 – Residential Properties by Unit Number

Data Source: 2008-2012 ACS

Note: Sample data is extrapolated to represent the entire population using different weighting methods and may not produce exact total figures.

## Unit Size by Tenure

	Owners		Renters	
	Number	%	Number	%
No bedroom	533	1%	8,874	9%
1 bedroom	4,884	7%	38,009	39%
2 bedrooms	20,379	30%	36,974	38%
3 or more bedrooms	41,168	61%	13,042	13%
Total	66,964	99%	96,899	99%

**Table 29 – Unit Size by Tenure**

Data Source: 2008-2012 ACS

Note: Total percentages not adding up to 100% due to rounding errors.

Note: Sample data is extrapolated to represent the entire population using different weighting methods and may not produce exact total figures.

### **Describe the number and targeting (income level/type of family served) of units assisted with federal, state, and local programs.**

Long Beach has a sizable stock of publicly assisted rental housing, particularly when accounting for projects that were funded with local, state, and other federal sources. This inventory of publicly assisted housing includes all multi-family rental units assisted under federal, state, and local programs, including HUD, state/local bond programs, density bonus and Long Beach redevelopment programs. Assisted rental projects include both new construction, as well as rehabilitation projects with affordability covenants. A total of 6,477 publicly assisted multi-family units are located in the City, in addition to 713 units of Public Housing (Carmelitos).

The City's publicly assisted housing inventory serves a diverse population. About 30 percent of the units serve the seniors and 42 percent serve families. Another 18 percent are complexes that include a combination of units for seniors, disabled, and/or families. The remaining ten percent of the units serve primarily the formerly homeless, veterans, disabled.

Most of the City's affordable housing developments are concentrated in the downtown area partly due to the City's downtown revitalization efforts and partly because the most appropriate locations for affordable housing are where services are concentrated.

The majority of public-based Section 8 housing is clustered together in south Long Beach, while the HUD assisted multifamily units are slightly more dispersed, as some are located in east Long Beach.

Affordable housing properties funded through the assistance of Low Income Housing Tax Credits (LIHTC) are also predominantly located in Long Beach's south side with a few scattered sites in the north Long Beach area.

### **Provide an assessment of units expected to be lost from the affordable housing inventory for any reason, such as expiration of Section 8 contracts.**

From time to time, restricted units lose their affordability controls and revert to non-low-income use due to expiration of subsidy contracts and/or affordability covenants. For example, projects receiving City assistance, primarily through HOME and former Redevelopment Set-Aside funds, carry long-term affordability covenants of 30-55 years. However, many of the HUD-assisted projects have much shorter affordability controls and may be at risk of conversion to market-rate

housing due to the expiration of Section 8 contracts. Overall, 23 projects totaling 3,354 units have HUD Section 8 contracts or HUD-insured loans that usually carry shorter affordability periods. However, among these eight projects also received funding from LIHTC or LBCIC; both require long-term affordability covenants. These projects total 1,594 units and are considered at a lower risk of conversion to market-rate housing. The 15 HUD-insured or Section 8 projects (1,760 units) with no other funding sources are at higher risk of conversion. Nevertheless renewal of Section 8 contracts for seniors and disabled has been prioritized by HUD.

**Does the availability of housing units meet the needs of the population?**

The affordable housing inventory in the City is not adequate to address all the affordable housing needs in the community, resulting in the extent of housing problems and cost burdens discussed previously. During the community outreach process for this Consolidated Plan, participants frequently commented on the lack of affordable housing and the long waiting lists at the affordable projects.

**Describe the need for specific types of housing:**

Overall, the City has extensive affordable housing needs for lower and moderate income households and for all household types. However, housing for special needs groups is particularly limited in supply, including for the disabled, veterans, homeless/formerly homeless, and seniors.

# MA-15 Housing Market Analysis: Cost of Housing - 91.210(a)

## Introduction

One of the most important factors in evaluating a community's housing market is the cost of housing and, even more significant, whether the housing is affordable to households who live there or would like to live there. Housing problems directly relate to the cost of housing in a community. If housing costs are relatively high in comparison to household income, a correspondingly high rate of housing cost burden and overcrowding could result.

The cost of homeownership in Long Beach has increased significantly since 2000. Between 2000 and 2012, the median price of homes in Long Beach increased 110 percent, according to the Census and ACS (Table 30). The median sales price for a home in the City according to DQNews was \$478,000 as of September 2016, a further increase of 14 percent.

Median contract rent in the City also increased 76 percent between 2000 and 2012. The Reis reports place the median asking rent citywide at \$1,576, as of December 2016. The Fair Market Rents (FMRs) established by HUD for participation in federal housing programs are shown in Table 33.

While Table 32 shows 72,385 rental units and 15,615 ownership units were priced at affordable rates for lower and moderate income households, these were not necessarily occupied by lower and moderate income households, as demonstrated by 77,100 of the City's households with housing cost burden.

## Cost of Housing

	Base Year: 2000	Most Recent Year: 2012	% Change
Median Home Value	198,600	417,600	110%
Median Contract Rent	580	1,020	76%

**Table 30 – Cost of Housing**

Data Source: 2000 Census (Base Year), 2008-2012 ACS (Most Recent Year)

Note: Sample data is extrapolated to represent the entire population using different weighting methods and may not produce exact total figures.

Rent Paid	Number	%
Less than \$500	7,943	8.2%
\$500-999	39,486	40.8%
\$1,000-1,499	33,071	34.1%
\$1,500-1,999	10,855	11.2%
\$2,000 or more	5,544	5.7%
Total	96,899	100.0%

**Table 31 - Rent Paid**

Data Source: 2008-2012 ACS

Note: Sample data is extrapolated to represent the entire population using different weighting methods and may not produce exact total figures.

## Housing Affordability

% Units affordable to Households earning	Renter	Owner
30% HAMFI	4,505	No Data
50% HAMFI	13,250	1,480
80% HAMFI	54,630	4,710
100% HAMFI	No Data	9,425
Total	72,385	15,615

**Table 32 – Housing Affordability**

Data Source: 2008-2012 CHAS

Note: Sample data is extrapolated to represent the entire population using different weighting methods and may not produce exact total figures.

### **Monthly Rent**

Monthly Rent (\$)	Efficiency (no bedroom)	1 Bedroom	2 Bedroom	3 Bedroom	4 Bedroom
Fair Market Rent	947	1,154	1,490	2,009	2,227
High HOME Rent	913	1,034	1,242	1,426	1,571
Low HOME Rent	738	791	948	1,096	1,222

**Table 33 – Monthly Rent**

Data Source: HUD FMR and HOME Rents

### **Is there sufficient housing for households at all income levels?**

According to the CHAS data by HUD, mismatches in terms of supply and affordability exist in the Long Beach. Approximately 31,585 households earning less than 30 percent of AMI resided in the City; however, there were only 4,505 dwelling units affordable to those at this income level. Similarly, there were 23,850 households earning between 31 and 50 percent of AMI and only 14,730 housing units affordable to those at this income level. With approximately 59,340 housing units in the City that were affordable to households earning between 51 and 80 percent AMI, there were more than enough units to accommodate the 28,895 households at this income level. However, a housing unit affordable to a particular income group does not mean the unit is actually occupied by a household in that income group. Therefore, the affordability mismatches are likely to be more severe than what is presented by the CHAS data.

### **How is affordability of housing likely to change considering changes to home values and/or rents?**

The escalating home prices and rents in Long Beach have exacerbated the housing crisis in the City. This upward trend of the market is anticipated to continue in the future, further eroding housing affordability in the community. The City has convened an Affordable Housing Work Group to explore various funding mechanisms and development strategies to expand the City's affordable housing inventory.

### **How do HOME rents / Fair Market Rent compare to Area Median Rent? How might this impact your strategy to produce or preserve affordable housing?**

Reis obtains estimates of median asking rents in the market by conducting surveys of comparable rental properties in order to calculate median asking rents. The Reis reports place the median asking rent citywide at \$1,576, as of December 2016, representing a 6.4 percent

increase from the prior year. Listings from Apartments.com were reviewed to compile median rent by unit size in March 2017. The median rents were: \$1,150 for a studio unit; \$1,300 for a one-bedroom unit; \$1,695 for a two-bedroom unit; and \$2,800 for a three-bedroom unit. Market rents are generally higher than the Fair Market Rents for all units ranging in size from no bedrooms to three bedrooms (Table 33).

DRAFT

# **MA-20 Housing Market Analysis: Condition of Housing – 91.210(a)**

## **Introduction**

Assessing housing conditions in Long Beach can provide the basis for developing policies and programs to maintain and preserve the quality of the housing stock. The ACS defines a "selected condition" as owner- or renter-occupied housing units having at least one of the following conditions: 1) lacking complete plumbing facilities; 2) lacking complete kitchen facilities; 3) more than one occupant per room; and 4) selected monthly housing costs greater than 30 percent of household income. Based on this definition, more than half of all renter-occupied households (60 percent) in Long Beach had at least one selected condition between 2008 and 2012 (Table 34). A lower proportion of owner-occupied households (42 percent) had at least one selected condition.

The City continues to allocate resources to address housing conditions and habitability issues citywide. In addition, the City uses CDBG funds to conduct targeted code enforcement in CDBG designated code enforcement areas to enforce severe and repeated code violation cases.

In 2015, the City amended its Municipal Code to formalize its Proactive Rental Housing Inspection Program – a program part of the City's certified Housing Element. The Proactive Rental Housing Inspection Program covers properties of four units or more, or about 76,000 units citywide. Landlords who violate safety and health code standards are given a 30-day warning. If they do not resolve maintenance issues after a month, a \$100 fine is levied. Fines can increase (to a max \$500) every 15 calendar days thereafter (or fine frequency can increase to daily). Noncompliant landlords can also be referred to the State Franchise Tax Board Substandard Housing Program, which could disallow income tax deductions for interest, taxes, amortization and depreciation for rental units determined to be substandard. The City will also create an annual inspection report and fund an education effort to inform tenants of tenant rights under the law.

## **Definitions**

In the City of Long Beach, substandard housing conditions may consist of the following: structural hazards, poor construction, inadequate maintenance, faulty wiring, plumbing, fire hazards, and inadequate sanitation.

## **Condition of Units**

Condition of Units	Owner-Occupied		Renter-Occupied	
	Number	%	Number	%
With one selected Condition	26,262	39%	48,169	50%
With two selected Conditions	1,792	3%	9,957	10%
With three selected Conditions	33	0%	329	0%
With four selected Conditions	0	0%	18	0%
No selected Conditions	38,877	58%	38,426	40%
Total	66,964	100%	96,899	100%

**Table 34 - Condition of Units**

Data Source: 2008-2012 ACS

Note: Sample data is extrapolated to represent the entire population using different weighting methods and may not produce exact total figures.

## **Year Unit Built**

Year Unit Built	Owner-Occupied		Renter-Occupied	
	Number	%	Number	%
2000 or later	2,215	3%	3,236	3%
1980-1999	6,229	9%	13,925	14%
1950-1979	31,605	47%	46,889	48%
Before 1950	26,915	40%	32,849	34%
Total	66,964	99%	96,899	99%

**Table 35 - Year Unit Built**

Data Source: 2008-2012 CHAS

Note: Sample data is extrapolated to represent the entire population using different weighting methods and may not produce exact total figures.

## **Risk of Lead-Based Paint Hazard**

Risk of Lead-Based Paint Hazard	Owner-Occupied		Renter-Occupied	
	Number	%	Number	%
Total Number of Units Built Before 1980	58,520	87%	79,738	82%
Housing Units build before 1980 with children present	4,425	7%	915	1%

**Table 36 - Risk of Lead-Based Paint**

Data Source: 2008-2012 ACS (Total Units) 2008-2012 CHAS (Units with Children present)

Note: Sample data is extrapolated to represent the entire population using different weighting methods and may not produce exact total figures.

## **Vacant Units**

	Suitable for Rehabilitation	Not Suitable for Rehabilitation	Total
Vacant Units	7,912	NA	7,912
Abandoned Vacant Units	NA	NA	NA
REO Properties	NA	NA	NA



	Suitable for Rehabilitation	Not Suitable for Rehabilitation	Total
Abandoned REO Properties	NA	NA	NA

Table 37 - Vacant Units

Note: Sample data is extrapolated to represent the entire population using different weighting methods and may not produce exact total figures.

### Need for Owner and Rental Rehabilitation

Typically, housing older than 30 years requires major improvements. In Long Beach, at least 87 percent of the owner-occupied units and 82 percent of the renter-occupied units were constructed before 1980 (at least 30 years old) according to the 2008-2012 ACS (Table 35 and Table 36). These estimates indicate a significant portion of the City's housing inventory may require major improvements.

### Estimated Number of Housing Units Occupied by Low or Moderate Income Families with LBP Hazards

Housing age is the key variable used to estimate the number of housing units with lead-based paint (LBP). Starting in 1978, the federal government prohibited the use of LBP on residential property. National studies conducted by the Environmental Protection Agency estimate that 75 percent of all residential structures built prior to 1970 contain LBP. According to results from these studies, housing built prior to 1940 is highly likely to contain LBP (estimated at 90 percent of housing units), and in housing built between 1960 and 1979, 62 percent of units are estimated to contain LBP.

According to the 2008-2012 ACS, approximately 87 percent of owner-occupied housing and 82 percent of renter-occupied housing in Long Beach were built prior to 1980. Using the 75 percent national average of potential LBP hazard, an estimated 103,694 units (43,890 owner-occupied units and 59,804 renter-occupied units) may contain LBP. Furthermore, approximately 19 percent of the owner-households and 49 percent of the renter-households in Long Beach were lower and moderate income families. These figures translate to 8,435 owner units and 29,495 renter units with potential LBP may be occupied by lower and moderate income households.

# MA-25 Public and Assisted Housing – 91.210(b)

## Introduction

### Totals Number of Units

	Program Type								
	Certificate	Mod-Rehab	Public Housing	Vouchers					
				Total	Project - based	Tenant - based	Special Purpose Voucher		
							Veterans Affairs Supportive Housing	Family Unification Program	Disabled *
# of units vouchers available				6,741	342	5,866	533	0	0
# of accessible units									

\*includes Non-Elderly Disabled, Mainstream One-Year, Mainstream Five-year, and Nursing Home Transition

Table 38 – Total Number of Units by Program Type

Data Source: Housing Authority of the City of Long Beach

### **Describe the supply of public housing developments:**

One public housing development – Carmelitos – is located in Long Beach. However, this development is owned and operated by the Housing Authority of the County of Los Angeles (HACoLA).

### **Describe the number and physical condition of public housing units in the jurisdiction, including those that are participating in an approved Public Housing Agency Plan:**

Carmelitos is in good condition, receiving a score of 94 during its most recent inspection in 2015. Solar panels were installed at Carmelitos in 2016 and additional improvements such as cable installation have been scheduled for winter 2016, according to HACoLA’s 2017 Action Plan. The 2013-2017 Public Housing Agency Plan (PHAP) identifies further ADA improvements in Carmelitos, including at its various parking lots, elevators, and bathroom and kitchen rehabilitation for the senior units.

**Public Housing Condition**

Public Housing Development	Average Inspection Score
Carmelitos	94

Table 39 - Public Housing Condition

**Describe the restoration and revitalization needs of public housing units in the jurisdiction:**

Carmelitos is in good condition. This project is not identified in HACoLA’s Annual Plan for major restoration or revitalization.

**Describe the public housing agency's strategy for improving the living environment of low- and moderate-income families residing in public housing:**

HACoLA offers a range of programs and services at Carmelitos that support the residents’ efforts toward self-sufficiency. These include the Growing Experience Urban Farm, which offers a variety of job training programs, community events, and access to fresh locally grown produce.

DRAFT

## MA-30 Homeless Facilities and Services – 91.210(c)

### Introduction

#### Facilities and Housing Targeted to Homeless Households

	Emergency Shelter Beds		Transitional Housing Beds	Permanent Supportive Housing Beds	
	Year Round Beds (Current & New)	Voucher / Seasonal / Overflow Beds	Current & New	Current & New	Under Development
Households with Adult(s) and Child(ren)	100	0	91	582	0
Households with Only Adults	161	165	248	1,100	0
Chronically Homeless Households	0	0	0	298	0
Veterans	0	0	210	1,044	0
Unaccompanied Youth	0	0	0	0	0

Table 40 - Facilities and Housing Targeted to Homeless Households

**Describe mainstream services, such as health, mental health, and employment services to the extent those services are used to complement services targeted to homeless persons.**

The CoC has strategic partnerships with local agencies to provide a comprehensive system of care to reduce homelessness for veterans, chronic, family, and youth populations. Local public agencies and private nonprofits who can directly enroll homeless persons into mainstream benefits are co-located at the City of Long Beach Department of Health and Human Service Homeless Services Division's Multi-Service Center (MSC). For example, the Los Angeles County Department of Public Social Services (DPSS) co-locates staff that enroll households into public benefits, such as TANF, General Relief, CalFresh, SSI/SSDI, and Medi-Cal. Other CoC funded nonprofit partners also assist with public benefits enrollment, including enrollment into ACA eligible healthcare. The CoC has funded partners who provide health care screenings (e.g. TB screening), other immunizations, primary care, and coordination with other needed health services at the MSC. The CoC has a funded partner that specializes in providing services to individuals and families with mental health issues, including chronically homeless persons with mental health diagnoses.

An additional CoC funded partner that is co-located at the MSC, provides life skills training, employment preparation and training programs, recruitment events, and job placement services.

**List and describe services and facilities that meet the needs of homeless persons, particularly chronically homeless individuals and families, families with children, veterans and their families, and unaccompanied youth. If the services and facilities are listed on screen SP-40 Institutional Delivery Structure or screen MA-35 Special Needs Facilities and Services, describe how these facilities and services specifically address the needs of these populations.**

The Homeless Services Division's MSC is a City operated one-stop center for homeless persons to access services City DHHS staff and staff from public and nonprofit agencies are located the MSC to provide comprehensive services to chronically homeless individuals and families, families with children, veterans and their families, and unaccompanied youth in Long Beach. All services are designed to be in pursuit of emergency, transitional and permanent housing placements that best meet the needs of the homeless population. Services provided at the MSC include: referrals for shelter, rental/move-in assistance, linkage to prevention services, substance abuse and mental health services, childcare, medical care and basic services (e.g. showers and mail services, etc.).

The MSC houses the Homeless Family Solutions System (HFSS) that provides coordination of housing and services to streamline service delivery, and minimize barriers to obtaining and maintaining permanent housing, to reduce the length of homelessness experienced by families with children. Families are also provided with case management services and linkages to support services and mainstream benefits as needed.

The Long Beach CoC provides a range of services to support homeless veterans. Veterans services housed at the MSC includes the Homeless Veterans Initiative, funded by Homeless Prevention Initiative funds from Los Angeles County. The City's Housing Authority was also recently notified by HUD that it will receive an additional 75 project-based Veterans Affairs Supportive Housing (VASH) vouchers for Anchor Place, a Century Villages at Cabrillo Project, which will supplement the 701 tenant based VASH vouchers currently allocated to the Long Beach Housing Authority. Two Long Beach CoC partners have been award grant funds to provide outreach and case management services to help veterans obtain VA benefits and other

public benefits with the main goal of housing stabilization through the Supportive Services for Veterans and their Families Program. A Long Beach CoC partner manages 500 housing units at the Villages at Cabrillo which has affordable housing and social services for homeless veterans. Supportive services including outreach, vocational training, substance abuse, and specialized women's veteran programs ensure the long term housing stability of previously homeless veterans.

The Homeless Assistance Program (HAP) is a satellite CES site for the Long Beach CoC. The HAP provides integrated, centralized assessment and comprehensive services for homeless people, with expertise in working with homeless people with a mental illness and those with a dual diagnosis of mental illness and substance abuse. Services provided at the HAP include mental health treatment (evaluation and medication), client engagement, and case management services in addition to homeless services (e.g. obtaining housing, enrolling in entitlement and linkages to mainstream benefits, learning daily living skills receiving employment services, etc

DRAFT

# MA-35 Special Needs Facilities and Services – 91.210(d)

## Introduction

**Including the elderly, frail elderly, persons with disabilities (mental, physical, developmental), persons with alcohol or other drug addictions, persons with HIV/AIDS and their families, public housing residents and any other categories the jurisdiction may specify, and describe their supportive housing needs**

**Seniors:** Seniors often need help, with not only making monthly housing payments, but also costs for utilities maintenance, repairs and accessibility upgrades. Some are also not physically able to handle the repairs. Often frail elderly (75 years and above) may be able to remain living independently in their homes with the help of special services.

According to the California Department of Social Services (DSS), Community Care Licensing Division, there are a total of 56 residential care facilities for the elderly, and adult day care centers located in Long Beach. The adult day care facilities have a capacity to serve 535 seniors, and the residential care facilities have the capacity to serve 1,985 seniors. The City also has a sizable number of publicly assisted housing units – 7,988 units, including Carmelitos. Among these affordable housing units available in the City, about 49 percent is available to seniors (including those with disabilities), 42 percent for families, five percent for homeless and disabled, and another three percent dedicated for veterans. Nevertheless, the City's affordable housing inventory and supportive housing capacity fall short of its extensive needs.

About 8,000 senior homeowners in Long Beach earned lower and moderate incomes. Minor home repair and rehabilitation assistance is needed by many of these elderly owners, as their financial and physical condition makes it difficult for them to maintain their homes.

**Persons with Disabilities:** Persons with disabilities often have limited incomes, but extensive needs for a variety of services. Furthermore, as the majority (over 90 percent) of the housing stock in the City of Long Beach was constructed prior to 1990 (before the passage of the American with Disabilities Act), accessible housing is also limited in supply. In general, disabled persons could benefit from special modifications, adaptive equipment, or other features in their home. These individuals would also benefit from a variety of supportive services including health care and health programs, special education services, independent living assistance, and transportation services. Due to landlord refusal to rent them housing, persons with psychiatric disabilities need access to housing through fair housing services or accommodating owners/managers.

According to the State DSS, 59 adult residential care facilities are located in Long Beach, accommodating 638 adults with disabilities. There are also 16 day care programs that serve 535 persons. Overall, affordable housing dedicated exclusively for persons with disabilities is limited.

**Large Households:** About 73 percent of the City's lower and moderate income large families had housing cost burdens. The majority (72 percent) of the cost-burdened large families were renters. Supportive needs for large households include affordable housing of adequate size, affordable health care, childcare, and recreation opportunities for families with children, and access to public transportation.

**Female-Headed Households:** Similar to larger households of lower and moderate incomes, female-headed households often need assistance in obtaining affordable housing. Affordable

health care, childcare, and recreation opportunities, as well as access to public transportation are particularly important to female-headed households.

**Victims of Domestic Violence:** A primary need for victims of domestic violence is emergency shelter in a safe and confidential location. Transitional housing options are important once they leave the shelter, to avoid having them return to an unsafe home. Employment training skills, financial management, and counseling are needed to help victims of domestic violence transition to self-sufficiency.

**Persons with Alcohol/Drug Abuse:** People who suffer from substance abuse often require special housing services while they are being treated and recovering. The continuum of care for persons with substance abuse problems consists of four levels of assistance. Public inebriate reception centers, detoxification recovery facilities, recovery homes, and outpatient support networks offer varying levels of care to abusers willing to receive treatment. A public inebriate reception center is a 24-hour facility allowing people to undergo immediate help without being jailed. A detoxification recovery facility allows persons to stay up to 30 days. Persons who need extended assistance may require a stay in a recovery home for 30 to 90 days. Outpatient support networks, such as Alcoholics and Narcotics Anonymous, provide support groups, counseling, and other programs on an ongoing basis.

The County of Los Angeles Public Health Department has the primary responsibility of administering the County's alcohol and drug programs. Substance Abuse Prevention and Control (SAPC) provides a wide array of alcohol and other drug prevention, treatment, and recovery programs and services for individuals through contracts with community-based organizations. The primary recipients of County-funded alcohol and drug treatment, recovery, and intervention services are Los Angeles County residents, particularly those who are uninsured and/or underinsured.

**Veterans:** Veterans have a range of housing and supportive services needs due to their disabilities and unemployment status. Affordable housing, medical/health services, and employment assistance are among some of the critical needs of veterans.

**Persons with HIV/AIDS:** Stable, affordable housing offers the best opportunity for persons living with HIV/AIDS to access drug therapies, treatments, and supportive services that will enhance the quality of life for themselves and their families. As a communicable disease, California law requires health care providers to report AIDS cases to the local health officer. The Los Angeles County Department of Public Health reported that 48,908 persons living with HIV as of December 31, 2014.

According to the 2013 Community Health Assessment conducted by the Long Beach Health and Human Services Department, as of March 2012, the cumulative number of total cases of HIV in Long Beach was 1,449 with a mortality rate of four percent. As of March 2012, there had been a total of 6,158 cases of AIDS in Long Beach, with a 50 percent mortality rate.

For many of those living with HIV/AIDS, short-term assistance with rent, mortgage, or utility costs alone will provide the necessary support to remain healthy and in stable housing. Additionally, a large majority of persons living with HIV/AIDS in Long Beach may have low incomes and need support in the form of financial assistance for medical care, transportation, legal services, and other general support services.



**Public Housing Residents:** HACLB does not own or operate any Public Housing development. Carmelitos public housing development in North Long Beach is owned and operated by HACoLA. The family section of Carmelitos, built in 1939, includes 588 one-to-four bedroom townhouse units, with individual fenced yards for privacy. The senior facility, built in 1984, provides 155 one-bedroom apartment units. Waiting list for Carmelitos has been closed.

HACLB recently opened its HCV waiting list and received a significant number of applications. The waiting list now has about 18,450 applicants. Therefore, increased vouchers are greatly needed.

The distribution of vouchers in use in the City is heavily focused in areas that also have high minority concentrations, specifically in the south side and in the furthest northern portions of Long Beach. HCVs are least used in the areas of eastern Long Beach. Potentially a marker of a less dense rental housing market in that area, and single-family homeowners not willing to rent to HCV recipients due to a payment standard that is considered too low or the stigma associated with HCV holders. HACLB has been working to overcome these obstacles in order to expand housing choices for voucher holders.

As of 2016, HACLB has updated to a new, HUD-approved Payment Standard/Small Area Fair Market Rents (FMR) which sets payment standards by ZIP Code, allowing payment standards higher in low poverty/high rent areas, and lower in high poverty/low rent areas. This pilot program has the potential to allow HCV holders to access housing in higher opportunity areas.

According to the HACLB, 6,741 Long Beach households were receiving vouchers in April 2016. As a household can continue to receive HCV assistance as long as it remains income-eligible, many early voucher recipients have remained in the system. In recent years, Congressional appropriations for the HCV program have not kept up in pace with needs. Therefore, newer residents in the City have more difficulty in obtaining assistance, as evidenced by the long waiting list (18,450 applicants).

**Describe programs for ensuring that persons returning from mental and physical health institutions receive appropriate supportive housing**

Effective discharge planning prevents clients from entering homelessness and successfully reintegrates an individual into their community. In fulfillment of State law, the County Health Care system protocols describe discharge planning as an interdisciplinary responsibility. These procedures have been adopted whether a patient is being discharged from a prolonged hospitalization or has obtained care through the Emergency Room or Ambulatory Clinic. All medical disciplines may refer persons in need of discharge planning to the County Department of Social Services which makes assessments, provides information and arranges for care, and maintains referral lists for placements for persons requiring ongoing medical care. Others, upon discharge routinely go to group homes, board and care facilities, or reunite with family or friends.

Residential care facilities also provide supportive housing for persons with disabilities. The following types of facilities are available in the City of Long Beach:

1. **Adult Day Care Facilities (ADCF):** Facilities of any capacity that provide programs for frail elderly and developmentally and/or mentally disabled adults in a day care setting.
2. **Adult Residential Facilities (ARF):** Facilities of any capacity that provide 24-hour non-medical care for adults ages 18 through 59, who are unable to provide for their own daily needs. Adults may be physically handicapped, developmentally disabled, and/or mentally disabled.

3. **Group Homes:** Facilities of any capacity and provide 24-hour non-medical care and supervision to children in a structured environment. Group Homes provide social, psychological, and behavioral programs for troubled youths.
4. **Residential Care Facilities for the Elderly (RCFE):** Facilities that provide care, supervision and assistance with activities of daily living, such as bathing and grooming. They may also provide incidental medical services under special care plans.

These facilities are regulated by the State Department of Social Services (DSS), Community Care Licensing Division. According to DSS licensing data, there are 16 adult day care facilities, 59 adult residential facilities, four group homes, and 40 residential care facilities for the elderly located in the City. The adult day cares have the capacity to serve 535 persons and the adult residential facilities have the capacity to serve 638 persons. The group homes have the capacity to serve 40 persons and the residential care facilities for the elderly have the capacity to serve 1,985 persons.

The City continues to provide housing assistance to lower income households, and targeted a portion of its housing resources to benefit households of extremely low incomes (30 percent AMI) and persons with special needs. Several projects have been completed at the Villages at Cabrillo, a program operated by the U.S. Veterans Initiative and located in Long Beach, provides a unique setting and opportunity for homeless individuals and families to begin transition back into the community through a carefully planned network of services and agencies. The Cabrillo Gateway (Phase IV Project) provides 81 units for homeless families and individuals. The City's Health and Human Services Department provided 80 Project-based Vouchers. Development Services Department assisted with amendments to the master covenants on the Villages site, supported and assisted with funding applications, and processed entitlements and building permits/inspections.

Anchor Place (Phase V Project) is underway and will provide 120 units. The five-story complex will include 75 units reserved for homeless veterans and 45 units set aside for extremely low income residents. The development will consist of a mix of one-, two-, and three-bedroom units, extensive open space, and courtyard recreational areas. Residents will have access to comprehensive on-site supportive services, including case management, physical and mental health services, employment services, life skills training, and counseling.

**Specify the activities that the jurisdiction plans to undertake during the next year to address the housing and supportive services needs identified in accordance with 91.215(e) with respect to persons who are not homeless but have other special needs. Link to one-year goals. 91.315(e)**

For FY 2017-2018, the City proposes to fund a variety of services for low and moderate income persons and those with special needs. These include: youth programs and gang diversion activities; fair housing services; and housing services for persons/families at risk of becoming homeless.

**For entitlement/consortia grantees: Specify the activities that the jurisdiction plans to undertake during the next year to address the housing and supportive services needs identified in accordance with 91.215(e) with respect to persons who are not homeless but have other special needs. Link to one-year goals. (91.220(2))**

See services identified above.

## MA-40 Barriers to Affordable Housing – 91.210(e)

### Negative Effects of Public Policies on Affordable Housing and Residential Investment

The Long Beach Housing Element contains discussions on governmental, market, and environmental constraints to housing development. The following is a brief discussion on barriers that relate to the use of HUD funds.

**Availability of Land for Development:** Due to a variety of factors, land suitable for residential development construction is becoming increasingly scarce. The City has limited influence on the market price of land. However, the City does affect the housing supply through the administration of land use policies. The City's 2013-2021 Housing Element identifies key areas with development potential in the near term. This inventory of sites is available on the City's website.

**Availability of Financing:** Conventional financing involves market-rate loans provided by private lending institutions such as banks, mortgage companies, savings and loans, and thrift institutions. Overall, 3,244 households applied for mortgage loans for homes in Long Beach in 2014. Of the applications for conventional purchase loans, 78 percent were approved and nine percent were denied, and 13 percent were withdrawn or closed for incompleteness. The approval rate for government-backed home purchase loans was similar at 75 percent. About 60 percent of refinance applications were approved. The denial rate was greatest for home improvement loans (31 percent). To supplement the market-rate lending, Long Beach provides rehabilitation assistance to homeowners.

**Land Use Controls:** The Land Use Element (LUE) of the Long Beach General Plan sets forth the City's policies for guiding local development. It establishes the distribution and density of land that is allocated for different uses. The General Plan LUE provides eight residential and mixed-use residential land use designations in the community. The identification of adequate residential sites in both the General Plan Land Use and Housing Elements is necessary to encourage production of housing that is suitable and affordable to all economic segments and special needs groups.

**Lack of Affordable Housing Funds:** The availability of funding for affordable housing, including the necessary infrastructure improvements, has been severely affected by the dissolution of redevelopment agencies in the State of California. In 2016, the Mayor convened the Affordable and Workforce Housing Study Group to explore potential resources and strategies for affordable housing.

**State Prevailing Wage Requirements:** The State Department of Industrial Relations (DIR) expanded the types of projects that require the payment of prevailing wages. Prevailing wage adds to the overall cost of development.

**Davis-Bacon Prevailing Wages:** A prevailing wage must be paid to laborers when federal funds are used to pay labor costs for any project over \$2,000 or on any multi-family project over eight units. The prevailing wage is usually higher than competitive wages, raising the cost of housing production and rehabilitation activities. Davis-Bacon also adds to housing costs by requiring documentation of the prevailing wage compliance.

**Planning and Development Fees:** Development fees and taxes charged by local governments also contribute to the cost of maintaining, developing, and improving housing.

**Permit and Processing Procedures:** The processing time required to obtain approval of development permits is often cited as a contributing factor to the high cost of housing. Unnecessary delays add to the cost of construction by increasing land holding costs and interest payments.

## MA-45 Non-Housing Community Development Assets – 91.215 (f)

### Introduction

According to the California State Employment Development Department (EDD), Long Beach had an estimated labor force of 240,000 people and an annual average unemployment rate of 5.7 percent (approximately 13,800 workers) for 2016, which is only slightly higher than the County's unemployment rate of 5.2 percent during the same timeframe. The 2008-2012 ACS reported a much higher average unemployment rate at 12.5 percent, with unemployment among youth at 34.2 percent (Table 42).

### Economic Development Market Analysis

#### Business Activity

Business by Sector	Number of Workers	Number of Jobs	Share of Workers %	Share of Jobs %	Jobs less workers %
Agriculture, Mining, Oil & Gas Extraction	1,878	751	1	1	-1
Arts, Entertainment, Accommodations	22,857	20,488	14	14	0
Construction	6,688	4,145	4	3	-1
Education and Health Care Services	30,156	32,108	18	22	4
Finance, Insurance, and Real Estate	9,608	7,174	6	5	-1
Information	4,827	1,843	3	1	-2
Manufacturing	16,379	9,242	10	6	-4
Other Services	6,227	6,055	4	4	0
Professional, Scientific, Management Services	15,648	15,204	9	10	1
Public Administration	0	0	0	0	0
Retail Trade	18,084	14,229	11	10	-1
Transportation and Warehousing	8,682	17,422	5	12	7
Wholesale Trade	9,623	5,548	6	4	-2
Total	150,657	134,209	--	--	--

Table 41 - Business Activity

Data Source: 2008-2012 ACS (Workers), 2011 Longitudinal Employer-Household Dynamics (Jobs)

Note: Sample data is extrapolated to represent the entire population using different weighting methods and may not produce exact total figures.

## **Labor Force**

Total Population in the Civilian Labor Force	244,007
Civilian Employed Population 16 years and over	213,580
Unemployment Rate	12.47
Unemployment Rate for Ages 16-24	34.20
Unemployment Rate for Ages 25-65	8.01

**Table 42 - Labor Force**

Data Source: 2008-2012 ACS

Note: Sample data is extrapolated to represent the entire population using different weighting methods and may not produce exact total figures.

Occupations by Sector	Number of People
Management, business and financial	50,099 (30.1%)
Farming, fisheries and forestry occupations	11,849 (7.1%)
Service	22,745 (13.6%)
Sales and office	55,072 (33.0%)
Construction, extraction, maintenance and repair	14,949 (9.0%)
Production, transportation and material moving	11,921 (7.2%)

**Table 43 – Occupations by Sector**

Data Source: 2008-2012 ACS

Note: Sample data is extrapolated to represent the entire population using different weighting methods and may not produce exact total figures.

## **Travel Time**

Travel Time	Number	Percentage
< 30 Minutes	109,216	55%
30-59 Minutes	66,313	34%
60 or More Minutes	22,227	11%
Total	197,756	100%

**Table 44 - Travel Time**

Data Source: 2008-2012 ACS

Note: Sample data is extrapolated to represent the entire population using different weighting methods and may not produce exact total figures.

## Education:

### **Educational Attainment by Employment Status (Population 16 and Older)**

Educational Attainment	In Labor Force		Not in Labor Force
	Civilian Employed	Unemployed	
Less than high school graduate	28,347 (15.8%)	4,636 (22.9%)	17,337 (32.6%)
High school graduate (includes equivalency)	30,755 (17.2%)	4,715 (23.3%)	11,214 (21.1%)
Some college or Associate's degree	59,354 (33.2%)	7,085 (35.0%)	16,596 (31.2%)
Bachelor's degree or higher	60,548 (33.8%)	3,812 (18.8%)	8,030 (15.1%)

**Table 45 - Educational Attainment by Employment Status**

Data Source: 2008-2012 ACS

Note: Sample data is extrapolated to represent the entire population using different weighting methods and may not produce exact total figures.

### **Educational Attainment by Age**

	Age				
	18-24 yrs	25-34 yrs	35-44 yrs	45-65 yrs	65+ yrs
Less than 9th grade	686 (1.3%)	3,834 (5.3%)	6,282 (9.3%)	15,417 (13.6%)	7,761 (17.2%)
9th to 12th grade, no diploma	7,847 (14.9%)	7,549 (10.4%)	7,476 (11.1%)	9,762 (8.6%)	3,583 (7.9%)
High school graduate, GED, or alternative	14,391 (27.3%)	14,382 (19.9%)	12,708 (18.8%)	19,640 (17.4%)	9,040 (20.0%)
Some college, no degree	23,897 (45.3%)	19,019 (26.3%)	15,983 (23.7%)	26,521 (23.5%)	9,644 (21.4%)
Associate's degree	1,915 (3.6%)	5,505 (7.6%)	5,745 (8.5%)	10,462 (9.3%)	2,707 (6.0%)
Bachelor's degree	3,822 (7.3%)	16,871 (23.3%)	12,472 (18.5%)	18,477 (16.4%)	6,891 (15.3%)
Graduate or professional degree	152 (0.3%)	5,249 (7.2%)	6,824 (10.1%)	12,639 (11.2%)	5,493 (12.2%)

**Table 46 - Educational Attainment by Age**

Data Source: 2008-2012 ACS

Note: Sample data is extrapolated to represent the entire population using different weighting methods and may not produce exact total figures.

### **Educational Attainment – Median Earnings in the Past 12 Months**

Educational Attainment	Median Earnings in the Past 12 Months
Less than high school graduate	\$18,650
High school graduate (includes equivalency)	\$26,977
Some college or Associate's degree	\$35,700
Bachelor's degree	\$52,965
Graduate or professional degree	\$72,626

**Table 47 – Median Earnings in the Past 12 Months**

Data Source: 2008-2012 ACS

Note: Sample data is extrapolated to represent the entire population using different weighting methods and may not produce exact total figures.

**Based on the Business Activity table above, what are the major employment sectors within your jurisdiction?**

According to the Business Activity table (Table 41) above, the following employment sectors with the most number of jobs are:

- Education and Health Care Services
- Arts, Entertainment, Accommodations
- Professional, Scientific, Management Services, and
- Retail Trade

The largest employment sector in the City of Long Beach was related to “Education and Health Care Services,” and comprised 22 percent of all jobs in the City. According to City records, the top employer in the City of Long Beach for 2015 was the Long Beach Unified School District, employing close to six percent of the City’s labor force.

The 14 percent of employment related to “Arts, Entertainment, Accommodations” is primarily tied to the south bay tourism industry associated with Long Beach.

**Describe the workforce and infrastructure needs of the business community:**

The City has a small corporate business presence and many of the City’s top 18 employers are education, government, and healthcare agencies and organizations. Long Beach has a history as an aerospace manufacturing, navy, and trade center. However, in the past 20 years, there has been a structural change in the local economy – shifting from primarily military/industrial to service/retail. The City also has several growing industry sectors – such as education and healthcare – but 16 percent of the City’s youth (18-24 years old) are without high school diplomas and about 19 percent of 20 to 24 year olds in the City are unemployed.

The Long Beach economy is sensitive to national, regional and global economic fluctuations. Long Beach is a principal international gateway and its future is inexorably tied to the Pacific Rim. Fluctuations in trade will directly impact the City. The Port of Long Beach is also an enormous economic driver for the City and the region, but investments are necessary to reduce negative environmental impacts. The Port of Long Beach has shown a commitment to improving the environment, as demonstrated by its 20-year record of environmental protection programs and its recently developed Port of Long Beach Strategic Plan 2016 Update.

**Describe any major changes that may have an economic impact, such as planned local or regional public or private sector investments or initiatives that have affected or may affect job and business growth opportunities during the planning period. Describe any needs for workforce development, business support or infrastructure these changes may create.**

**HUD Promise Zone**

In 2016, the City resubmitted its application for designating a portion of the City as the Promise Zone. The City of Long Beach has used the Promise Zone application process as an opportunity to bring together over 60 stakeholders to create a vision and strategic plan for Central Long Beach. The plan coalesces and builds upon existing initiatives, such as Long Beach College Promise and Safe Long Beach violence prevention plan, as well as place-based efforts including Habitat for Humanity’s Neighborhood Revitalization Initiative, The California

Endowment's Building Healthy Communities, First 5 LA's Best Start, a new Business Improvement District in the zone, and Innovation Team (Bloomberg i-team) initiatives.

The proposed Long Beach Promise Zone (LBPZ) is an area bounded by the Pacific Coast Highway to the north, the Los Angeles River to the west, 7th Street to the south, and Cherry Avenue to the east. The proposed Long Beach Promise Zone (LBPZ) is an area of great need experiencing disproportionately high rates of poverty, unemployment, crime, and other risk factors in comparison to the rest of the city and other communities:

- **High Poverty Rate:** The poverty rate in the LBPZ is 41.8 percent, double the city average of 20.7 percent; it is significantly higher than Los Angeles County's rate of 18.7 percent, and the statewide average of 16.4 percent. Contributing to the poverty rate is a lack of education; 46.2 percent of Promise Zone adults have no high school degree or equivalent, compared to a city average of 20.7 percent.
- **Lower Employment Rate:** The unemployment rate within the Promise Zone Boundaries is high, at 14.8 percent of working adults compared with the city average of 8.0 percent.
- **Nature and Scope of Crime:** Compared with the city at-large, LBPZ experiences elevated levels violence. Despite accounting for only four percent of the City's geography and 12 percent of the population, more than 25 percent of all violent crime, and 28 percent of 2015 murders in the City occurred in LBPZ.

Since the 1970s, Long Beach has been significantly impacted by reductions in the manufacturing and aerospace industries, military base closures and a lack of private investment in urban cores. The resulting exodus of employees and job losses still severely affects the City, the LBPZ in particular, where waves of mass migrations have been historically concentrated for the past hundred years, including Blacks from the segregated south, Latino immigrants, and Cambodian refugees fleeing the Khmer Rouge. Devastated commercial corridors, a lack of investment from the business community, and crime have contributed to the lack of economic activity and job availability in the LBPZ.

Despite challenges, the LBPZ contains an abundance of community assets upon which to build a strong, dynamic plan. Among the greatest assets the LBPZ draws from is its culture of collaboration. For example, a collective impact approach to violence prevention—Safe Long Beach, a broad safety agenda focused on highest crime neighborhoods—has partnerships with over eighty (80) city, county, and non-profit organizations. A majority of the implementing and supporting partners for the LBPZ are already engaged in Safe Long Beach, giving them experience working within the collective impact model to affect change, and existing collaborative relationships among and between partners from which to draw. The dynamic non-profit community is yielding innovative cross-disciplinary, place-based approaches such as the Habitat for Humanity Neighborhood Revitalization effort, First 5 LA's Best Start Central Long Beach and Building Health Communities: Long Beach (BHC-LB), a collaborative initiative focused in Central and West Long Beach, which contains all of the proposed LBPZ. Funded by the California Endowment, BHC: LB is a ten-year, \$35-million investment that began in 2010 as a vibrant hub for non-profit organizations and coalitions. They share goals of reducing health disparities and improving community health through systemic changes fueled by adult and youth resident engagement, collaboration and resource sharing, and communication about community needs and solutions.

The LBPZ contains the newly established Anaheim Opportunity Zone and the MidTown Business Improvement District, both focused on community redevelopment, innovative economic development, and jobs creation. The Opportunity Zone focuses on supporting



entrepreneurs and those with traditional barriers to employment. Through its contract with Beacon Economics to provide research to support a long-term Economic Development Blueprint for Long Beach, the city will receive a detailed section specific to the LBPZ as part of the scope of work, which will provide an economic profile, detailed employment and demographic analysis. This valuable research will inform continued economic development work in LBPZ.

On June 6, 2016, HUD named the final Promise Zone designees for the Third Round Promise Zones Competition. Over 80 cities nationwide submitted applications in this highly competitive final round of the Promise Zone Initiative with only five designations available. The City was not selected for a designation, but owing to the high quality of its application and strategy, Long Beach was recognized as a Promise Zone Finalist. According to HUD, the purpose of selecting Promise Zone Finalists is to recognize communities whose applications reflect high-quality strategies under the criteria set forth in the Application Guide, but are not selected as Promise Zone designees.

Promise Zone Finalists will have the opportunity to participate in HUD's Community Needs Assessment (CNA) Initiative, an initiative modeled after Strong Cities and Strong Communities that provides a forum to solve locally identified issues and achieve locally driven community goals; focuses resources on issue resolution; and provides a venue for increased collaboration across HUD's programs with other federal agencies and local partners to deploy resources and expertise.

**How do the skills and education of the current workforce correspond to employment opportunities in the jurisdiction?**

Table 41 also identifies slight mismatches between share of the jobs held by residents versus share the jobs available in the City, indicating potential mismatches in the job skills of local workforce versus the skill sets required for the employment available locally. Of the top four sectors with the most number of jobs, only the "Retail Trade" sector has a slight over supply of labor. Both Education and Health Care Services and Professional, Scientific, Management Services sectors reflected an undersupply of labor. Jobs available in these two sectors often require higher skills and education. Overall, 27 percent of residents 18 and over had some college education and associate degrees. Specifically, among the City's young adults (aged 18-24), only 11 percent had an associate degree or higher. Expanding education and job training opportunities to prepare the youth for jobs available in the City is an important economic development strategy.

**Describe any current workforce training initiatives, including those supported by Workforce Investment Boards, community colleges and other organizations. Describe how these efforts will support the jurisdiction's Consolidated Plan.**

The Pacific Gateway Workforce Development Board is a public agency serving the cities of Long Beach and Signal Hill, aiming to connect job seekers to employment, and businesses to skilled workers. The Board is responsible for oversight of the federal Workforce Innovation and Opportunity Act resources, leveraging business solutions and One-Stop Career Center systems in Pacific Gateway's service area that deliver workforce and economic development services to diverse communities.

Additionally, the newly launched Pacific Gateway Partnership, Inc. non-profit was created to enhance the delivery of these workforce development services in Long Beach, Signal Hill, and the Los Angeles Harbor communities, and will provide new ways to seek for new funding opportunities.

In Fiscal Year 2016, Pacific Gateway's Business Assistance Programs will continue to increase employment opportunities for Long Beach residents by promoting layoff aversion strategies, business training strategies, and no-cost human resources assistance. The Business Assistance Team will also be fully engaged in delivering retraining and reemployment assistance to residents impacted by major downsizing or plant closures in the area.

### **Regional Industry Clusters of Opportunity (RICO) Project**

Pacific Gateway was recently awarded funding from the California Workforce Investment Board (CWIB) and the California Energy Commission to continue its work in the Alternative Fuels Sector in Southern California. In partnership with the Orange County Workforce Investment Board, Pacific Gateway explores ways to help this industry sector develop further, such as ensuring employers have access to skilled workers, and that barriers that could hinder the sector's growth are addressed. Pacific Gateway partners with the Los Angeles County Economic Development Corporation (LAEDC), a leader in this area, to develop strategies for growth in key areas. Support from Long Beach City College helps the project develop responses to possible skills and education gaps among workers in the sector.

These efforts are a continuation of the organization's leadership in the Alternative Fuels Sector.

#### **Does your jurisdiction participate in a Comprehensive Economic Development Strategy (CEDS)?**

Yes.

#### **If so, what economic development initiatives are you undertaking that may be coordinated with the Consolidated Plan? If not, describe other local/regional plans or initiatives that impact economic growth.**

The City of Long Beach participated in the Comprehensive Economic Development Strategy (CEDS) for the Gateway Cities Region (2015).

The City of Long Beach also engaged Beacon Economics in developing a Strategic Plan and Economic Indicators report to facilitate a more focused dialogue about economic conditions within the City. The report, released October 2016, provides timely quantitative indicators for the City of Long Beach. The report serves as a reference as the City undertakes strategic economic and policy decisions that will help shape the future of the City. In the City's Blueprint for Economic Development, the City has outlined a vision that Long Beach will be a place where all residents have the opportunity to create, thrive, and positively impact where they live.

Additionally, the Port of Long Beach 2016 Strategic Plan Update, developed with input from many stakeholders (including City of Long Beach residents and business owners, Port tenants and customers, local government agencies, Harbor Department employees, and the Long Beach Board of Harbor Commissioners), also provides a course for the economic future of the City. The Strategic Plan establishes goals and strategies for the next 10 years, prioritizing innovative and sustainable policies; community, business, and government relations; business development; and financial strength.

The City plans on utilizing CDBG funds to support infrastructure and public facility improvements, especially in the Placed-Based Neighborhood Improvement Strategy (PBNIS) areas (discussed later). Such improvements can help foster economic growth in the community

in general but is targeted to expand opportunities within the most depressed neighborhoods. In addition, the City is considering a new program to provide loans to small businesses, thereby retaining and/or attracting new services and employment, particularly in the PBNIS areas.

### **Discussion**

See discussion above.

DRAFT

## MA-50 Needs and Market Analysis Discussion

### Are there areas where households with multiple housing problems are concentrated? (include a definition of "concentration")

Housing problems impact lower and moderate income households disproportionately, compared to non-low and moderate income households. Therefore, areas with concentrations of low and moderate income households are likely to have high rates of housing problems.

The definitions of low and moderate income concentrations in the City of Long Beach are defined as block groups where 51 percent of the population is low and moderate income. Low and Moderate Income Areas are located generally in the center of the City (specifically towards its western boundary), the Downtown areas, and in North Long Beach (). Most of the Low and Moderate Income Areas were also identified as minority concentration areas, an indication that certain parts of the City have a disproportionate number of lower income minority residents.

### Are there any areas in the jurisdiction where racial or ethnic minorities or low-income families are concentrated? (include a definition of "concentration")

Typically low and moderate income concentrations exist where there is a concentration of at least 51 percent of the population earning less than 80 percent of the Area Median Income (AMI) within a given Census Tract block group. According to the Census data, low-income families are concentrated in about half of all block groups in Long Beach (Figure 1).

According to the 2010 Census, the racial/ethnic composition of the population in Long Beach was 41 percent Hispanic; 29 percent White (non-Hispanic); 13 percent Black or African American; 14 percent Asian and Pacific Islander; and three percent indicating other race/ethnic group.

A mapping of concentrations prepared for this Consolidated Plan illustrates the location of these block groups (Figure 3). A "concentration" is defined as a block group whose proportion of minority households is greater than the overall Los Angeles County 2010 minority average of 72 percent. Minority concentrations are found in north Long Beach and in the City's west side. A majority of these areas correspond to Low and Moderate Income Areas.

Most of the poverty concentration areas were also identified as minority concentration areas. In an effort to identify racially/ethnically-concentrated areas of poverty (R/ECAPs), HUD has identified census tracts with a majority non-White population (greater than 50 percent) and has a poverty rate that exceeds 40 percent or is three times the average tract poverty rate for the metro/micro area (in 2010), whichever threshold is lower. Virtually all R/ECAPs are located within the CDBG Eligible Areas, with the exception of one area located in the southeast corner of the City. However, this area is primarily comprised of wetlands and contains no residential populations.

### What are the characteristics of the market in these areas/neighborhoods?

In Long Beach, the areas of low and moderate income concentrations and minority concentrations generally overlap. Most of the affordable housing projects are located in and around low and moderate income areas. Minority concentrations are found in north Long Beach and in the City's west side. The majority of these areas correspond to Low and Moderate Income Areas.

When assessing the location of residents, the areas where minority populations reside are also those areas with the lowest costs of housing. As of April 2016, the median housing price in the City was \$514,800, compared to median home value prices of \$377,600 in North Long Beach (ZIP Code 90805), and in the City's west side neighborhoods: \$376,900 (ZIP code 90810), \$334,600 (ZIP Code 90813), and \$314,700 (ZIP Code 90802); which are all part of the City's low and moderate income areas.

#### **Are there any community assets in these areas/neighborhoods?**

The City has a strong network of active and dedicated non-profit organizations and community groups that work to address the housing and community development needs in the low and moderate income neighborhoods, as evidenced by the number of agencies and organizations that participated in this Consolidated Plan development process (see Appendix A – Community Participation).

Other community assets in these areas include:

- **Long Beach Neighborhood Resource Center (NRC)** – The Neighborhood Resource Center (NRC) was established in 1995 to assist neighborhood and community organizations and individual residents to improve their neighborhoods. At the NRC, neighborhood groups have free use of a community meeting room and a photocopier to make free photocopies of newsletters and flyers to announce their meetings and events. Neighborhood groups can also borrow supplies at no cost for block parties, neighborhood events, and alley stenciling. Groups can borrow publications on a variety of subjects including property management, crime prevention, and urban forestry.

The NRC provides a Neighborhood Leadership Program – a five-month intensive program – to train residents to become more effective grassroots community leaders. The program is available in English, Spanish, and Khmer and includes training on grant proposal writing, asset mapping, public speaking and completing a class project along a selected corridor.

The NRC hosts free monthly workshops to assist neighborhood groups to improve their communities. Training workshops include how to resolve neighborhood problems, how to write grant proposals, and how to start a community garden. In addition, the NRC serves as a centralized resource where neighborhood groups can learn about grant announcements and receive free grant proposal preparation technical assistance in order to leverage neighborhood improvement funds from multiple sources.

- **Neighborhood Associations** – The City of Long Beach has an extensive list of about 80 neighborhood associations (listed with the NRC) throughout the City who advocate for or organize activities within a neighborhood.
- **Long Beach Multi-Service Center** - Led by the Long Beach Health Department, the Multi-Service Center (MSC) facility houses 12 public and private partner organizations working together to promote self-sufficiency and rebuild the lives of those experiencing homelessness. Annually, the MSC averages 26,000 client visits, making this facility the primary point of entry for persons seeking homeless services assistance in Long Beach.

**Schools** (specifically within an R/ECAP or within one-quarter mile of an R/ECAP)

- Hudson K-8
- Lincoln Elementary
- Barton Elementary
- Garfield Elementary
- Willard Elementary
- Stephens Middle
- Bobbie Smith Elementary
- Lee Elementary
- Burbank Elementary
- Stevenson Elementary
- Webster Elementary
- Lindbergh STEM Academy
- Whittier Elementary
- Franklin Classical Middle
- New City

**Parks & Community Centers**

- Houghton Park & Community Center
- Cesar E. Chavez Park & Community Center
- Scherer Park & Community Center
- Cherry Park & Community Center
- Martin Luther King Jr. Park & Community Center
- Silverado Park & Community Center
- Veterans Park & Community Center

**Are there other strategic opportunities in any of these areas?**

The City of Long Beach will continue to collaborate with the agencies and organizations in the City to ensure services and programs are delivered in a cost-effective manner and provide assistance to those who are most in need.

# Strategic Plan

---

## SP-05 Overview

### Strategic Plan Overview

The Strategic Plan is the centerpiece of the CP. The Plan describes:

- General priorities for assisting households;
- Programs to assist those households in need; and
- Five-year objectives identifying proposed accomplishments.

The Strategic Plan also addresses the following areas:

- Anti-poverty strategy
- Lead-based paint hazard reduction
- Reduction of barriers to affordable housing
- Institutional Structure/Coordination among agencies

# SP-10 Geographic Priorities – 91.215 (a)(1)

## Geographic Area

Table 48 - Geographic Priority Areas

	Area Name:	Placed-Based Neighborhood Improvement Strategy (PBNIS) Areas
	Area Type:	Local Target Area
	Identify the neighborhood boundaries for this target area.	The City identified five neighborhoods as the new Place-Based Neighborhood Improvement Areas as shown in Figure 4. Four of these areas are in the Racial/Ethnic Concentrated Area of Poverty (R/ECAP). One of these four also extends to an area adjacent to the R/ECAP. The fifth area is in North Long Beach and includes a business corridor.
1	Include specific housing and commercial characteristics of this target area.	<p>These areas were determined through various data indicators, including overcrowding, median income, poverty rate, population density, unemployment, education attainment, race/ethnic concentration, code enforcement activities, and violent crime rates.</p> <p>The PBNIS areas have high percentages of rental occupancy (over 75 percent), with more than 30 percent of the renter-households experiencing severe housing overpayment (cost burden of at least 50 percent). The median incomes in these areas were at extremely low and very low income levels, and more than 25 percent of the population was living below the poverty level. Unemployment rates in these areas were high, at over 15 percent. Education attainment level were low, many had no schooling to some high school education only. Black, Hispanic, and Asian residents represented the majority of the population in these areas.</p>
	How did your consultation and citizen participation process help you to identify this neighborhood as a target area?	Significant community outreach efforts were conducted as part of the Consolidated Plan and Assessment of Fair Housing development. Both processes conducted specific outreach activities to residents and consultation with stakeholders in low and moderate income areas, especially in R/ECAP areas.
	Identify the needs in this target area.	These areas can benefit from a range of housing and community development activities, including public facility and infrastructure improvements, housing rehabilitation assistance, affordable housing, economic development, and supportive services.
	What are the opportunities for improvement in this target area?	A strong and dedicated network of public, quasi-public, and nonprofit agencies works in the PBNIS areas to bring about change in these neighborhoods. The philosophy of the PBNIS is to improve the quality of these neighborhoods through a series of "Lighter, Quicker, Cheaper" (LQC) projects. The City intends to work with stakeholders, residents, and local businesses to make a series of affordable, near-term, and place-led changes that when taken together, can transform the neighborhoods.
	Are there barriers to improvement in this target area?	With the dissolution of redevelopment in California, a critical financing tool is no longer available to the City of Long Beach.

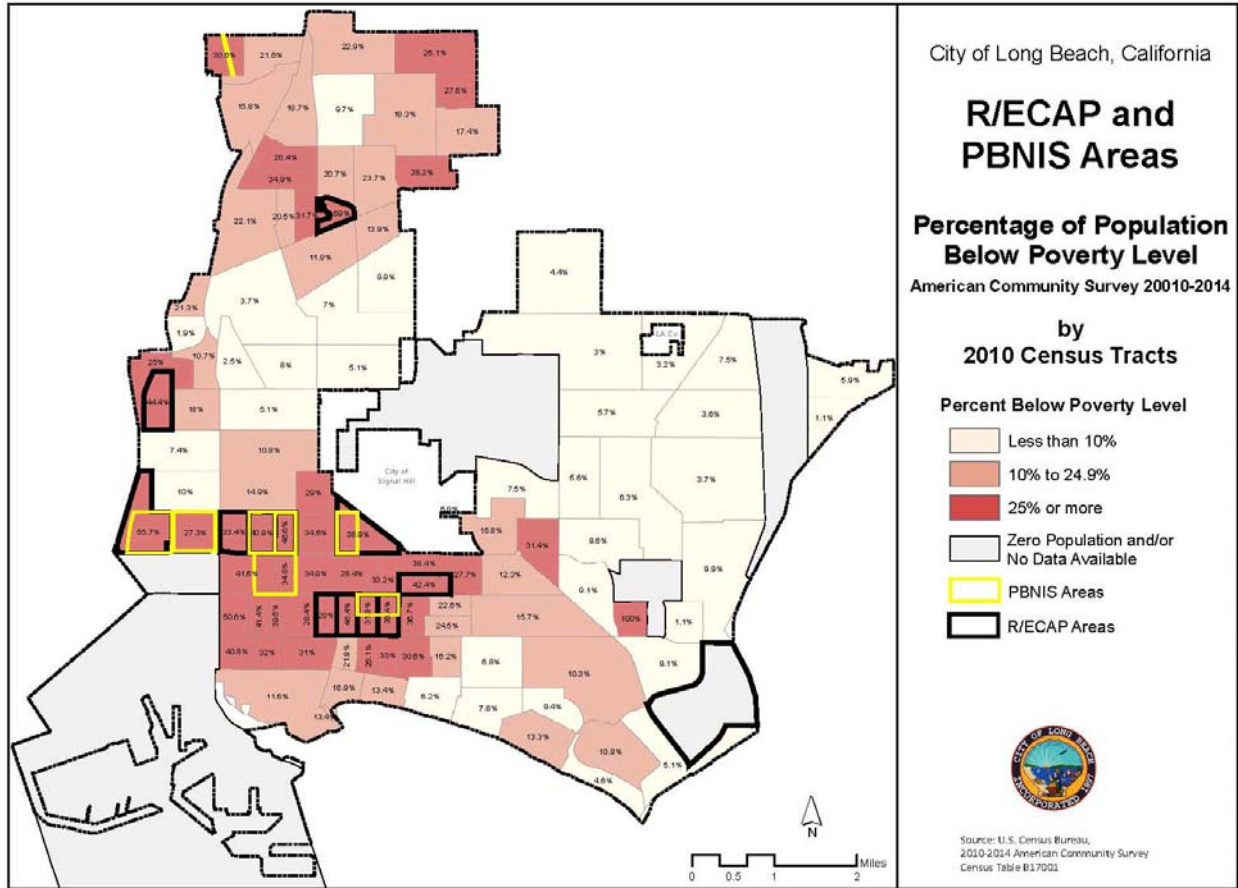


		Limited funding is a serious barrier to improvements in this area. Therefore, the PBNIS intends to foster collaboration among stakeholders, residents, and businesses to leverage available resources.
2	<b>Area Name:</b>	CDBG Low and Moderate Income Area (LMA) Target Areas
	<b>Area Type:</b>	Local Target Area
	<b>Identify the neighborhood boundaries for this target area.</b>	The City's Low and Moderate Income block groups are located primarily in north and west Long Beach (see map in Appendix C).
	<b>Include specific housing and commercial characteristics of this target area.</b>	The Low and Moderate Income Areas are defined as those with more than 51 percent of the population earning no more than 80 percent of the Area Median Income.
	<b>How did your consultation and citizen participation process help you to identify this neighborhood as a target area?</b>	These areas are identified using income data provided by HUD.
	<b>Identify the needs in this target area.</b>	These areas can benefit from a range of housing and community development activities, including public facility and infrastructure improvements, housing rehabilitation assistance, affordable housing, economic development, and supportive services.
	<b>What are the opportunities for improvement in this target area?</b>	A strong and dedicated network of public, quasi-public, and nonprofit agencies works in the City to bring about change in these neighborhoods. The City intends to work with stakeholders, residents, and local businesses to make a series of affordable, near-term, and place-led changes that when taken together, can transform the neighborhoods.
	<b>Are there barriers to improvement in this target area?</b>	With the dissolution of redevelopment in California, a critical financing tool is no longer available to the City of Long Beach. Limited funding is a serious barrier to improvements in this area.
3	<b>Area Name:</b>	Code Enforcement Target Areas
	<b>Area Type:</b>	Local Target Area
	<b>Identify the neighborhood boundaries for this target area.</b>	See map in Appendix C.
	<b>Include specific housing and commercial characteristics of this target area.</b>	The majority of the City's housing stock was constructed prior to 1970, with a significant portion of the housing being used as rental housing. Many commercial buildings also fall into disrepair and lack attractive signage to attract new businesses and customers.
	<b>How did your consultation and citizen participation process help you to identify this neighborhood as a target area?</b>	The need for code enforcement activities was echoed throughout the Consolidated Plan outreach process.
	<b>Identify the needs in this target area.</b>	Aging housing stock and deferred maintenance impact the quality of the living conditions in these neighborhoods. Many commercial buildings in the Target Areas also require cosmetic improvements to attract new businesses and customers. Strong code enforcement activities, accompanied by assistance with code corrections and improvements, are needed in these areas.
	<b>What are the opportunities for improvement in this target area?</b>	The ICE program is a comprehensive code enforcement program to eliminate blight in the Target Areas in conjunction with the Home Improvement Rebate and Commercial Façade Improvement Programs.

<p>Are there barriers to improvement in this target area?</p>	<p>With significantly reduced CDBG and HOME funds, and loss of redevelopment funds, the City has limited funding to provide financial assistance for substantial rehabilitation or improvements to the housing stock and the commercial buildings.</p>
---	--

DRAFT

Figure 4: Place-Based Neighborhood Improvement Strategy Areas



## General Allocation Priorities

**Describe the basis for allocating investments geographically within the jurisdiction (or within the EMSA for HOPWA)**

### **Place-Based Neighborhood Improvement Strategy**

Place-based initiatives are strategic approaches where resources are targeted to address issues at the neighborhood level. Place-based approaches ensure that neighborhoods become places where children and families succeed and thrive by intentionally building, sustaining, and operationalizing revitalization efforts (placemaking) and community capacity.

To address key Assessment of Fair Housing (AFH) goals, improve neighborhood conditions and eliminate disparities in access to opportunity between residents in Long Beach, and reduce segregation, the Consolidated Plan (CP) will focus place-based efforts and investments in segregated, high poverty, low opportunity neighborhoods.

The U.S. Department of Housing and Urban Development (HUD), along with several other federal agencies, recognizes that social, economic and health outcomes are connected and can be addressed through various place-based initiatives.

Five neighborhoods experiencing severe social, physical and economic distress have been designated Place-Based Neighborhood Improvement Strategy (PBNIS) areas for the purpose of this ConPlan cycle. The funding for services is principally derived from the Consolidated Plan/Action Plan programs.

The PBNIS concentrates resources and tailors services to meet the needs of neighborhoods identified as having some of the most severe problems including poverty, crime, property maintenance issues, limited neighborhood amenities, deteriorating infrastructure and facilities, and . Several resources, listed below, will be harnessed to improve livability in PBNIS areas. Bilingual PBNIS coordinators work in PBNIS neighborhoods to assist residents to organize with their neighborhoods and to provide information in multiple languages to educate and outreach to residents to participate in PBNIS activities and services.

The building blocks of the City's place-based Strategies are:

#### **1. Listen: Consider Public Input**

- Determine a common vision and drive
- Manage a broadly supported community process designed to improve results for children and families in a particular neighborhood

#### **2. Target: Place-Based and Data-Driven Decisions**

- Collect, analyze and use data for learning and accountability
- Design and implement strategies based on the best available evidence of what works
- Develop performance metrics

#### **3. Leverage: Maximize Investment and seek collaboration**

- Develop financing approaches that better align and target resources
- Create strategic and accountable partnerships that engage multiple sectors and share accountability for results

#### **4. Sustain: Community Ownership and Champions**

- Mobilize public will
- Work with neighborhood residents as leaders, owners and implementers of neighborhood transformation efforts
- Deepen organizational and leadership capacity

#### **5. Align Goals: Address Assessment of Fair Housing (AFH)**

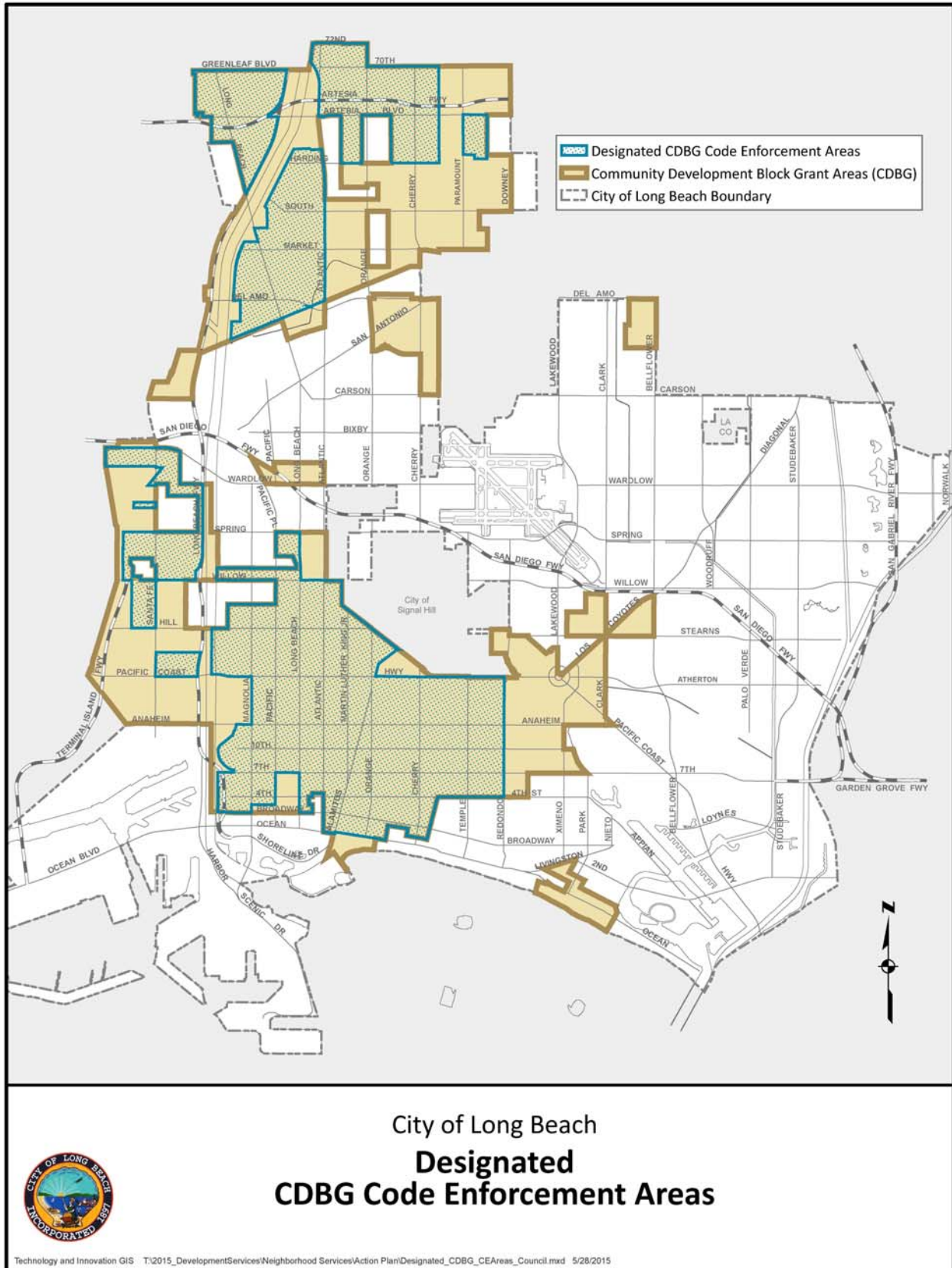
In order to ensure that language differences are not a barrier to residents in PBNIS neighborhoods, coordinators, translators and other Grants Administration staff bilingual in either Spanish, Khmer, or Tagalog are available to assist all residents to provide training, information, and resources to help residents become more effective leaders in their community. The City also provides training for staff who speaks the LAP (Language Access Policy) languages (English, Spanish, Khmer, and Tagalog) on the appropriate techniques and ethics with respect to interpretation and translation. All written materials about CDBG and other programs are distributed in English, Spanish, Khmer, and Tagalog.

PBNIS coordinators help develop community leaders to represent their neighborhoods and to become capable neighborhood problem-solvers able to address the neighborhood's wants as well as needs. PBNIS coordinators work with residents to build capacity to address neighborhood conditions and to create networks and organizations that help stabilize and improve their communities.

#### **Designated CDBG Code Enforcement Areas**

The City's code enforcement activities will be focused in areas with aging housing stock. As stated in the City's 2014 Housing Element, housing over 30 years of age is likely to have rehabilitation needs that may include new plumbing, roof repairs, foundation works, and other repairs. If maintenance is deferred, housing over 50 years in age may require replacement. Among owner-occupied housing, over 87 percent of units were constructed prior to 1970; this is largely a reflection of the community's numerous Post World War II subdivisions. While a lesser proportion of renter housing is greater than 40 years in age (82 percent), this housing is typically of lesser quality construction and suffers more wear-and-tear from tenants than owner-occupied housing. The prevalence of housing built prior to 1978 is also of concern because of lead-based paint hazards. The City will continue to address issues relating to the aging housing stock through CDBG-code enforcement and rehabilitation activities, as well as other neighborhood improvement projects. Figure 5 illustrates the City's CDBG Code Enforcement Areas, and Figure 5 illustrate the correlations between the age of housing stock, distribution of code enforcement activities, and the City's CDBG areas.

Figure 5: Designated CDBG Code Enforcement Areas



# SP-25 Priority Needs - 91.215(a)(2)

## Priority Needs

Table 49 – Priority Needs Summary

1	<b>Priority Name</b>	New Affordable Housing Opportunities		
	<b>Priority Level</b>	High		
	<b>Population</b>	Income	Extremely Low Low Moderate	
		Household Type	Large Families Families with Children Elderly	
		Non-Homeless Special Needs	Elderly Frail Elderly Persons with Mental Disabilities Persons with Physical Disabilities Persons with Developmental Disabilities Persons with Alcohol or Other Addictions Persons with HIV/AIDS and their Families Victims of Domestic Violence	
	<b>Geographic Areas Affected</b>	Citywide		
	<b>Associated Goals</b>	Create and Preserve Affordable Housing		
	<b>Description</b>	The City will pursue new affordable housing opportunities through new construction and acquisition/rehabilitation activities.		
	<b>Basis for Relative Priority</b>	There is an extensive need for affordable housing in Long Beach. Housing cost burden (spending more than 30 percent of household income on housing costs) impacted lower and moderate income renter-households more significantly than for owner-households in the same income groups. According to CHAS, 74 percent (47,790 households) of the lower and moderate income renter-households (64,730 households), compared to 66 percent (12,780 households) of the total lower and moderate income owner-households (19,065 households) in the City experienced a housing cost burden.		
2	<b>Priority Name</b>	Preservation of Existing Affordable Housing		
	<b>Priority Level</b>	High		
	<b>Population</b>	Income	Extremely Low Low Moderate	
		Household Type	Large Families Families with Children Elderly	

		Non-Homeless Special Needs	Elderly Frail Elderly Persons with Mental Disabilities Persons with Physical Disabilities Persons with Developmental Disabilities Persons with Alcohol or Other Addictions Persons with HIV/AIDS and their Families Victims of Domestic Violence	
	<b>Geographic Areas Affected</b>	Citywide		
	<b>Associated Goals</b>	Create and Preserve Affordable Housing		
	<b>Description</b>	The City has a large inventory of affordable housing units. Some affordable housing projects may be at risk of converting to market-rate housing due to the potential expiration of project-based Section 8 assistance or other affordability restrictions. To address the City's affordable housing needs, it is critical that the City preserves and improves its existing affordable housing stock.		
	<b>Basis for Relative Priority</b>	The cost of developing new housing is high and yet the funding available for creating new affordable housing has continued to diminish at both the state and federal level. With affordable housing is converted to market-rate housing, existing tenants are displaced, with limited options to remain in the community. One cost-effective affordable housing strategy is to preserve the existing affordable housing stock.		
3	<b>Priority Need Name</b>	Housing Assistance		
	<b>Priority Level</b>	High		
	<b>Population</b>	Income	Extremely Low Low	
		Household Type	Large Families Families with Children Elderly	
		Non-Homeless Special Needs	Elderly Frail Elderly Persons with Mental Disabilities Persons with Physical Disabilities Persons with Developmental Disabilities Persons with Alcohol or Other Addictions Persons with HIV/AIDS and their Families Victims of Domestic Violence	
	<b>Geographic Areas Affected</b>	Citywide		
	<b>Associated Goals</b>	Create and Preserve Affordable Housing		
	<b>Description</b>	With rising housing costs, many extremely low and low income households are facing homelessness and have a difficult time transitioning from homelessness into permanent housing arrangements. The City offers security deposit assistance and utility deposit assistance for homeless families seeking permanent shelter. Clients who will be served under this program are usually those that earn below 50% Area Median Family Income (AMI).		
<b>Basis for Relative Priority</b>	Providing short-term assistance to households facing imminent threat of homelessness can have a lasting impact on these households' financial and housing stability. This program complements the concept of Housing First and the City's Rapid Re-Housing program for the homeless.			



4	<b>Priority Name</b>	Emergency Shelters and Essential Services		
	<b>Priority Level</b>	High		
	<b>Population</b>	Income	Extremely Low	
		Homeless	Chronic Homelessness Individuals Families with Children Mentally Ill Chronic Substance Abuse Veterans Persons with HIV/AIDS Victims of Domestic Violence Unaccompanied Youth	
	<b>Geographic Areas Affected</b>	Citywide		
	<b>Associated Goals</b>	Support Activities that End Homelessness		
	<b>Description</b>	The homeless population in Long Beach is diverse, and has extensive needs for a range of supportive services. The City must use its limited funding efficiently by leveraging other resources to expand its shelter capacity and in a manner in which services are coordinated with the Continuum of Care system.		
<b>Basis for Relative Priority</b>	The 2017 Biennial Homeless County estimated a homeless population of 1,863 in Long Beach. The majority (65 percent) of this population was unsheltered. This count does not include those who are "precariously" housed, such as sleeping on couches of friends and relatives or living in motels.			
5	<b>Priority Name</b>	Rapid Re-Housing		
	<b>Priority Level</b>	High		
	<b>Population</b>	Income	Extremely Low Low	
		Homeless	Individuals Families with Children Mentally Ill Chronic Substance Abuse Veterans Persons with HIV/AIDS Victims of Domestic Violence Unaccompanied Youth	
	<b>Geographic Areas Affected</b>	Citywide		
	<b>Associated Goals</b>	Support Activities that End Homelessness		
	<b>Description</b>	A key component of the City's homeless strategy is rapid re-housing which provides assistance to those who have recently become homeless to secure stable housing arrangements.		
<b>Basis for Relative Priority</b>	Once a person becomes homeless, significant resources are required to transition that person back to the mainstream. The trauma of being homeless usually renders many incapable of handling the situation without substantial intervention. Therefore, a critical component of the City's homeless strategy is rapid re-housing.			
6	<b>Priority Name</b>	Homeless Prevention		
	<b>Priority Level</b>	High		

	<b>Population</b>	Income	Extremely Low Low
		Non-Homeless Special Needs	Elderly Frail Elderly Persons with Mental Disabilities Persons with Physical Disabilities Persons with Developmental Disabilities Persons with Alcohol or Other Addictions Persons with HIV/AIDS and their Families Victims of Domestic Violence
	<b>Geographic Areas Affected</b>	Citywide	
	<b>Associated Goals</b>	Support Activities that End Homelessness	
	<b>Description</b>	The City will provide funding to support a range of homeless prevention programs and services.	
	<b>Basis for Relative Priority</b>	Once a person becomes homeless, significant resources are required to transition that person back to the mainstream. The trauma of being homeless usually renders many incapable of handling the situation without substantial intervention. Therefore, a critical component of the City's homeless strategy is homeless prevention and rapid re-housing.	
7	<b>Priority Need Name</b>	Street Outreach	
	<b>Priority Level</b>	High	
	<b>Population</b>	Income	Extremely Low Low
		Homeless	Elderly Frail Elderly Persons with Mental Disabilities Persons with Physical Disabilities Persons with Developmental Disabilities Persons with Alcohol or Other Addictions Persons with HIV/AIDS and their Families Victims of Domestic Violence
	<b>Geographic Areas Affected</b>	City Wide	
	<b>Associated Goals</b>	Support Activities that End Homelessness	
	<b>Description</b>	The City will use ESG funds to support street outreach to homeless persons.	
	<b>Basis for Relative Priority</b>	There are many homeless persons living in unsheltered areas (e.g., streets, parks, under bridges, etc.) throughout the City. It is critical to the City's homeless strategy to prioritize engaging with unsheltered homeless persons to link them to services and housing options.	

8	<b>Priority Need Name</b>	Public Facility and Infrastructure Improvements	
	<b>Priority Level</b>	High	
	<b>Population</b>	Income	Extremely Low Low Moderate
		Non-Homeless Special Needs	Non-Housing Community Development
	<b>Geographic Areas Affected</b>	CDBG Low and Moderate Income (LMA) Target Areas Place-Based Neighborhood Improvement Strategy Areas	
	<b>Associated Goals</b>	Eliminate Blight and Strengthen Neighborhoods	
	<b>Description</b>	The City will continue to provide public facility and infrastructure improvements, focusing in the Place-Based Neighborhood Improvement Strategy areas.	
	<b>Basis for Relative Priority</b>	To address key Assessment of Fair Housing (AFH) goals, improve neighborhood conditions, eliminate disparities in access to opportunity between residents in Long Beach, and reduce segregation, the Consolidated Plan will focus place-based efforts and investments in segregated, high poverty, low opportunity neighborhoods.	
9	<b>Priority Need Name</b>	Neighborhood Improvement Programs	
	<b>Priority Level</b>	High	
	<b>Population</b>	Income	Extremely Low Low Moderate
		Non-Homeless Special Needs	Non-Housing Community Development
	<b>Geographic Areas Affected</b>	CDBG Low and Moderate Income (LMA) Target Areas Place-Based Neighborhood Improvement Strategy Areas	
	<b>Associated Goals</b>	Eliminate Blight and Strengthen Neighborhoods	
	<b>Description</b>	The City will provide a range of programs that focus on improving neighborhood conditions and expanding opportunities for residents in the Place-Based Neighborhood Improvement Strategy (PBNIS) areas. These may include neighborhood leadership training, youth programs, and code enforcement services, etc.	
	<b>Basis for Relative Priority</b>	To address key Assessment of Fair Housing (AFH) goals, improve neighborhood conditions, eliminate disparities in access to opportunity between residents in Long Beach, and reduce segregation, the Consolidated Plan will focus place-based efforts and investments in segregated, high poverty, low opportunity neighborhoods.	
10	<b>Priority Need Name</b>	Improved Quality of Aging Housing Stock	
	<b>Priority Level</b>	High	
	<b>Population</b>	Income	Extremely Low Low Moderate
		Household Type	Large Families Families with Children Elderly
	<b>Geographic Areas Affected</b>	Citywide	
	<b>Associated Goals</b>	Eliminate Blight and Strengthen Neighborhoods	

	<b>Description</b>	Housing over 30 years of age is likely to have rehabilitation needs that may include new plumbing, roof repairs, foundation works, and other repairs. If maintenance is deferred, housing over 50 years in age may require replacement. Overall, 87 percent of the owner-occupied units and 82 percent of the renter-occupied units were constructed prior to 1970. Providing a decent living environment is an important goal of this Consolidated Plan. The City will provide rehabilitation assistance to help improve the quality of the existing housing stock through rehabilitation assistance, code enforcement, and other programs/activities.		
	<b>Basis for Relative Priority</b>	Over 80 percent of the City's housing stock was built prior to 1970. Housing units at this age (over 30 years) tend to require rehabilitation and major improvements. Accessibility improvements are also needed to accommodate elderly and disabled persons.		
11	<b>Priority Need Name</b>	Public and Supportive Services		
	<b>Priority Level</b>	High		
	<b>Population</b>	Income	Extremely Low Low Moderate	
		Non-Homeless Special Needs	Non-Housing Community Development	
	<b>Geographic Areas Affected</b>	CDBG Low and Moderate Income (LMA) Target Areas Place-Based Neighborhood Improvement Strategy Areas		
	<b>Associated Goals</b>	Eliminate Blight and Strengthen Neighborhoods		
	<b>Description</b>	The City will continue to provide a range of public services for low and moderate income persons and those with special needs, including but not limited to youth services. This is a citywide priority, with an emphasis in the Place-Based Neighborhood Improvement Strategy areas.		
<b>Basis for Relative Priority</b>	During the community outreach process, participants of community workshops and survey respondents identified the needs for a range of services needed in the community.			
12	<b>Priority Need Name</b>	Interim Assistance		
	<b>Priority Level</b>	High		
	<b>Population</b>	Income	Extremely Low Low Moderate	
		Non-Homeless Special Needs	Non-Housing Community Development	
	<b>Geographic Areas Affected</b>	Place-Based Neighborhood Improvement Strategy Areas		
	<b>Associated Goals</b>	Eliminate Blight and Strengthen Neighborhoods		
	<b>Description</b>	The City will provide interim assistance to help remove hazardous conditions and to protect public safety.		
<b>Basis for Relative Priority</b>	In the PBNIS areas, deferred maintenance and deterioration may lead to hazardous conditions that jeopardize the health, safety, and welfare of neighborhood residents.			
13	<b>Priority Need Name</b>	Business Technical Assistance and Other Programs		
	<b>Priority Level</b>	High		
	<b>Population</b>	Income	Extremely Low Low Moderate	

		Non-Homeless Special Needs	Non-Housing Community Development	
	<b>Geographic Areas Affected</b>	CDBG Low and Moderate Income (LMA) Target Areas.		
	<b>Associated Goals</b>	Expand Economic Opportunities		
	<b>Description</b>	The City will provide technical assistance and other programs that aim at retaining and creating jobs for low and moderate income persons in the CDBG Low and Moderate Income (LMA) Target Areas.		
	<b>Basis for Relative Priority</b>	Economic development is particularly critical in the Place-Based Neighborhood Improvement Strategy areas where residents are disproportionately impacted by lower income, unemployment, and poverty status.		
14	<b>Priority Need Name</b>	Improved Business Corridors		
	<b>Priority Level</b>	High		
	<b>Population</b>	Income	Extremely Low Low Moderate	
		Non-Homeless Special Needs	Non-Housing Community Development	
	<b>Geographic Areas Affected</b>	CDBG Low and Moderate Income (LMA) Target Areas Place-Based Neighborhood Improvement Strategy Areas		
	<b>Associated Goals</b>	Expand Economic Opportunities		
	<b>Description</b>	The City will provide assistance to improve the business corridors that serve primarily low income neighborhoods, with the objective of creating and retaining jobs in the area while expanding the range of services available to neighborhood residents.		
<b>Basis for Relative Priority</b>	Economic development is particularly critical in the Place-Based Neighborhood Improvement Strategy areas where residents are disproportionately impacted by lower income, unemployment, and poverty status. Improving the corridors would attract and retain businesses in the areas.			
15	<b>Priority Need Name</b>	Fair Housing Services, Outreach, and Education		
	<b>Priority Level</b>	High		
	<b>Population</b>	Income	Extremely Low Low Moderate	
		Household Type	Large Families Families with Children Elderly	
		Non-Homeless Special Needs	Elderly Frail Elderly Persons with Mental Disabilities Persons with Physical Disabilities Persons with Developmental Disabilities Persons with Alcohol or Other Addictions Persons with HIV/AIDS and their Families Victims of Domestic Violence	
	<b>Geographic Areas Affected</b>	Citywide		
	<b>Associated Goals</b>	Promote Fair Housing Choice		
<b>Description</b>	The City will provide a range of housing services, including fair housing and short-term rental assistance to help prevent homelessness.			

	<b>Basis for Relative Priority</b>	Fair housing and other supportive housing programs and services would expand access to housing for all and prevent homelessness for the community's most vulnerable populations.	
16	<b>Priority Need Name</b>	Management of Grant Funds and Program Delivery	
	<b>Priority Level</b>	High	
	<b>Population</b>	Income	Extremely Low Low Moderate
	<b>Geographic Areas Affected</b>	Citywide	
	<b>Associated Goals</b>	Planning and Program Administration	
	<b>Description</b>	The City will continue to implement the CDBG, HOME, and ESG programs efficiently and effectively, and comply with all applicable regulations. The City will partner with nonprofits and other public/private agencies to deliver a range of housing and community development programs.	
	<b>Basis for Relative Priority</b>	CDBG, HOME, and ESG funds are highly regulated with stringent planning, reporting, and monitoring requirements.	

### Narrative (Optional)

In establishing five-year priorities for assistance, the City has considered input from various sources including: the Housing and Community Needs Survey, demographic and empirical data analysis, interviews with staff and service providers, direct input by residents and stakeholders during Community Workshops and coordination with City policy documents, such as the Assessment of Fair Housing (AFH). Other considerations for establishing priorities include: cost-effectiveness of programs; eligibility under HUD regulations; and other available resources to address the needs.

Priority needs for the expenditure of CDBG, HOME, and ESG funds have been assigned according to the following ranking:

- **High Priority:** Activities to address this need will be funded by the City using CDBG, HOME, and ESG funds, as applicable, during the five-year period.
- **Low Priority:** If CDBG, HOME, and ESG funds are available, activities to address this need may be funded by the City during this five-year period.

Due to limited funding, this Consolidated Plan focuses primarily on High Priority needs. Appendix B: Priority Setting provides a list of housing and community needs in the City and the assigned priority level based on results of the community outreach program and consultation with various City departments.

## SP-30 Influence of Market Conditions – 91.215 (b)

### Influence of Market Conditions

Affordable Housing Type	Market Characteristics that will influence the use of funds available for housing type
Tenant Based Rental Assistance (TBRA)	<p>Lower income households in the City are more impacted by housing problems. About 89,000 extremely low and very low income households in the City had housing problems (overcrowding, cost burden of at least 30 percent, and substandard housing).</p> <p>The City utilizes HOME funds to deliver a Security/Utility Deposit Assistance program, providing a one-time assistance for homeless families seeking permanent housing arrangements.</p>
TBRA for Non-Homeless Special Needs	<p>The Housing Authority of the City of Long Beach (HACL B) administers various housing voucher programs, including the Housing Choice Vouchers (formerly the Section 8 program), project-based vouchers, and Veterans Affairs Supportive Housing Vouchers. These programs provide rent subsidies directly to the landlord in the private rental market for low income (50% MFI) tenants. Approximately 33 percent of the voucher users are elderly households and 52 percent are families with disabled members.</p>
New Unit Production	<p>There is a substantial need for affordable housing in Long Beach, especially affordable rental housing. Renter-households are disproportionately impacted by housing problems. The City will utilize HOME and CDBG funds to create new affordable rental opportunities through new construction. Previously, the City has provided funds to the Long Beach Community Investment Company (LBCIC), which provides assistance to for-profit and non-profit housing developers for the construction of affordable housing.</p> <p>In December 2016, LBCIC approved the Housing Action Plan that outlines the City's proposed uses of Housing Assets Funds and HOME funds, focusing on the new construction and substantial rehabilitation of rental housing.</p>
Rehabilitation	<p>There is a substantial need for affordable housing in Long Beach, especially affordable rental housing. Renter-households are disproportionately impacted by housing problems. Through rental housing acquisition and/or rehabilitation, the City provides long-term affordable housing for low and moderate income households. The City will utilize HOME and CDBG funds to create new affordable rental opportunities through acquisition/rehabilitation. Stable housing fights poverty by helping families to maintain economic stability. The City gives funding priority for service-enriched housing that provides access to social services, such as childcare, after-school educational and recreational programs, health programs, job-training, financial and legal counseling.</p> <p>Low and moderate income homeowners also require assistance to maintain and improve their homes. Currently, the City utilizes CDBG funds to provide a Home Improvement Rebate program to assist in minor repairs. The City is considering a new minor rehabilitation program that would offer assistance in the form of a loan for more substantive repairs and improvements.</p>

<p>Acquisition, including preservation</p>	<p>There is a substantial need for affordable housing in Long Beach, especially affordable rental housing. Renter-households are disproportionately impacted by housing problems. The City will utilize HOME and CDBG funds to create new affordable rental opportunities through acquisition/rehabilitation.</p> <p>The City has worked in cooperation with the LBCIC to administer an acquisition and rehabilitation program for multi-family and single-family homes, some of which were acquired from the City through HUD's "Homes to Local Government Program." LBCIC acquires buildings and sells them to a nonprofit developer to rehabilitate, who in turns sells or rents to low and moderate income households with affordability restrictions. The average subsidy per unit under this program is \$60,000. Many of these units address special needs. As a means of addressing the City's need for large family housing, properties are often reconfigured to provide three bedroom units.</p>
--	---

Table 50 – Influence of Market Conditions

DRAFT



## SP-35 Anticipated Resources - 91.215(a)(4), 91.220(c)(1,2)

### Introduction

The City of Long Beach is an entitlement jurisdiction for CDBG, HOME, and ESG funds, and anticipates receiving \$5,516,208 in CDBG funds, \$2,170,329 in HOME funds, and \$491,233 in ESG funds for FY 2017-2018. In addition, a program income of \$80,000 from CDBG activities and \$1,000,000 from HOME activities is anticipated. Program income anticipated is incorporated into the City's annual budgeting process.

### Anticipated Resources

Program	Source of Funds	Uses of Funds	Expected Amount Available Year 1				Expected Amount Available Remainder of ConPlan \$	Narrative Description
			Annual Allocation: \$	Program Income: \$	Prior Year Resources: \$	Total: \$		
CDBG	Public-Federal	Acquisition Admin and Planning Economic Development Housing Public Improvements Public Services	\$5,516,208	\$80,000	---	\$5,596,208	\$22,384,832	For planning purposes, the City estimates the availability of approximately \$27 million in CDBG annual allocations over the five-year Consolidated Plan period. This estimate assumes stable allocations over the planning period. In addition, the City anticipates a total program income of \$400,000 over five years. Specifically, a program income of \$80,000 is expected for FY 2017-2018.

HOME	Public-Federal	Acquisition Homebuyer assistance Homeowner rehab Multifamily rental new construction Multifamily rental rehab New construction for ownership TBRA	\$2,170,329	\$1,000,000	\$3,170,329	\$8,681,316	For planning purposes, the City estimates the availability of approximately \$11 million in HOME funds over the five-year Consolidated Plan period. This estimate assumes stable allocations over the planning period. In addition, the City anticipates \$1,000,000 in program income in FY 2017-2018.
ESG	Public-Federal	Financial Assistance Overnight shelter Rapid re-housing (rental assistance) Rental Assistance Services Street Outreach	\$491,233		\$491,233	\$1,964,932	For planning purposes, the City estimates the availability of approximately \$2.5 million in ESG funds over the five-year Consolidated Plan period. This estimate assumes stable allocations over the planning period.

Table 51 - Anticipated Resources

**Explain how federal funds will leverage those additional resources (private, state and local funds), including a description of how matching requirements will be satisfied**

**Leveraging**

Long Beach has access to a variety of federal, state, local and private resources to achieve its housing and community development goals. These funds include the following key programs in FY 2017-2018 and total over \$113 million:

- CDBG: \$5,516,208
- HOME: \$2,170,329
- ESG: \$491,233
- Section 8/Housing Choice Vouchers: \$56,377,356
- Continuum of Care: \$7,641,265
- HOPWA: \$251,259
- Housing Assets Funds: \$31.7 million
- General Fund: Public Facilities Improvement (\$5 million) and Code Enforcement Activities (\$4 million)
- Health Fund: Code Enforcement Activities (\$1.1 million)

Specific funding sources will be utilized based on the opportunities and constraints of each program.

**Match Requirements**

**Home Match Requirements:** Pursuant to HUD regulations, all participating jurisdictions (PJs) must contribute or match 25 cents for each dollar of HOME funds spent on affordable housing. The HOME statute allows for a reduction of the matching contribution requirement under three conditions: 1) fiscal distress, 2) severe fiscal distress, and 3) for Presidentially-declared major disasters. When a local jurisdiction meets one of these distress conditions, it is determined to be in fiscal distress and receives a 50 percent reduction of match. If a local jurisdiction satisfies both of the distress criteria, it is determined to be in severe fiscal distress and receives a 100 percent reduction of match. For FY 2017-2018, the City of Long Beach was considered to be in "financial distress," with a 50 percent reduction in match requirements. This determination was made because per capita income (\$27,040) and poverty level percentages (20 percent) for Long Beach exceeded the HUD criteria for financial distress. The City has an accumulated excess match for over \$12 million when redevelopment funds were available to provide affordable housing. This excess match will be adequate to fulfill the City future match requirements for an extended period of time.

**ESG Match Requirements:** The City of Long Beach contracts with non-profit agencies to provide ESG funded services. The funded agencies must provide at least 100 percent match as stated in the Request for Proposals. The match source can be either in-kind or cash match, and must be from sources other than ESG program or McKinney-Vento funding. Funds used to match a previous ESG/CDBG grant may not be used to match a subsequent grant. Also, detailed match documentation must be submitted during the invoice process.

**If appropriate, describe publically owned land or property located within the jurisdiction that may be used to address the needs identified in the plan**

The LBCIC owns six sites with potential for residential development. These sites were previously purchased with redevelopment housing set-aside funds and therefore are subject to the income and household target requirements per SB 341. LBCIC released Requests for Proposals (RFP) for five of the Housing Opportunity Sites, and has awarded the sites for the following development proposals:

- **1950-1960 Henderson:** Habitat for Humanity – 4 family units
- **14<sup>th</sup> Street (Pine Avenue to Pacific Avenue):** Habitat for Humanity – 11 family units
- **1836-1852 Locust Avenue:** Clifford Beers Housing – 65 family and special needs units
- **1900 Long Beach Boulevard:** LINC Housing - 95 family and homeless units

LBCIC anticipates issuing RFPs for the remaining two sites as follows:

- **Magnolia/Henderson:** This long and narrow site would be appropriate for development into rental or for-sale affordable housing. RFP for this site to be released in 2017.
- **Fifteenth Street/Long Beach Boulevard:** This small site would be appropriate for development into for-sale affordable housing. RFP for this site to be released in 2017.

In addition, the LBCIC approved a loan of \$4,000,000 to AMCAL Multi-Housing, Inc. for the acquisition of the property located at 1795 Long Beach Boulevard. AMCAL will construct a 101-unit affordable apartment project with approximately, 4,000 square feet of ground floor retail at this location. The project will include 50 one-bedroom units, 25 two-bedroom units, and 26 three-bedroom units to be affordable to households earning between 30 and 60 percent of the AMI.

## **Discussion**

See discussions above.

## SP-40 Institutional Delivery Structure – 91.215(k)

**Explain the institutional structure through which the jurisdiction will carry out its consolidated plan including private industry, non-profit organizations, and public institutions.**

The City works closely with a range of nonprofit and government agencies, private and quasi-public housing developers (such as the Long Beach Community Investment Company), colleges, and business groups (such as the Chamber of Commerce) and major employers, as well as other advocacy groups to implement the Consolidated Plan.

The City has been committed to shaping a comprehensive and coordinated system of care to respond to the diverse needs of homeless individuals and families at risk of becoming homeless. In an on-going collaborative effort of local agencies, City leaders, community groups, and public and private resources, the City continues to expand services to the homeless population and works to provide for a seamless delivery system that addresses fundamental needs. Through the City's Consolidated Planning process and the Continuum of Care delivery system, the City and social service providers strive to create a balance of emergency, transitional, and permanent housing and supportive services to assist homeless families and individuals, empowering them to make the critical transition from housing crisis to self-sufficiency and stable permanent housing.

Through the City's economic development activities, the City has identified a need for small business technical assistance, improvement of business infrastructure, and loans and grants. This Consolidated Plan includes a priority to provide economic development assistance through business retention and attraction programs and business corridor improvements.

Responsible Entity	Responsible Entity Type	Role	Geographic Area Served
Long Beach	Government	Ownership and Rental Housing Public Housing Homelessness Non-Homeless Special Needs Community Development Public Facilities Neighborhood Improvements Public Services Economic Development Planning	Jurisdiction

Table 52 - Institutional Delivery Structure

### Assess of Strengths and Gaps in the Institutional Delivery System

The City has made a concerted effort to eliminate institutional gaps, and enhance coordination of programs to all segments of the community. The City and non-profits work closely with other governmental entities to determine the critical needs of households in order to ensure CDBG funded programs addressed gaps in services. The City of Long Beach continues to reach out through public meetings and public hearings with the Community Development Advisory Commission to consider public and non-profit agencies comments.

The Long Beach Development Services Department is the lead agency responsible for implementing the Consolidated Plan. Several Bureaus within the Department – including Housing and Neighborhood Services Bureau - work closely together in implementing the Plan's

activities. The Development Services Department also maintains staff linkages with other City departments, including Health and Human Services, which oversees the Housing Authority/Section 8, Homeless Continuum of Care and Lead Based Paint Reduction Program; Parks, Recreation and Marine; Public Works; Police; and the City Manager's Office. Memorandums of Understanding (MOU's) among various departments for administration of Consolidated Plan programs have led to collaborative partnerships using the most effective and experienced City staff.

**Availability of services targeted to homeless persons and persons with HIV and mainstream services**

Homelessness Prevention Services	Available in the Community	Targeted to Homeless	Targeted to People with HIV
<b>Homelessness Prevention Services</b>			
Counseling/Advocacy	X		
Legal Assistance	X		
Mortgage Assistance			
Rental Assistance	X	X	X
Utilities Assistance	X	X	
<b>Street Outreach Services</b>			
Law Enforcement	X	X	
Mobile Clinics	X	X	X
Other Street Outreach Services	X	X	
<b>Supportive Services</b>			
Alcohol & Drug Abuse	X	X	
Child Care	X	X	
Education	X	X	
Employment and Employment Training	X	X	
Healthcare	X	X	X
HIV/AIDS	X	X	X
Life Skills	X	X	
Mental Health Counseling	X	X	
Transportation	X	X	
<b>Other</b>			
Other			

Table 53 - Homeless Prevention Services Summary

**Describe how the service delivery system including, but not limited to, the services listed above meet the needs of homeless persons (particularly chronically homeless individuals and families, families with children, veterans and their families, and unaccompanied youth)**

The City works with various homeless service providers, quasi-public entities, and public agencies to coordinate services for the homeless.

Since 1987, the City has been committed to shaping a comprehensive and coordinated system of care to respond to the diverse needs of individuals and families experiencing homelessness and those at-risk of becoming homeless. The City's Consolidated Planning process, the

Continuum of Care, and its community partners balance providing resources and enabling individuals and families to make the transition from housing crisis into self-sufficiency and permanent housing. The Continuum of Care collaborates and carries out the planning responsibilities as set forth in the Code of Federal Regulations Title 24 Section 578 (24 CFR 578).

The Continuum of Care is comprised of the following components:

- Homelessness Prevention;
- Street Outreach;
- Coordinated Entry System;
- Emergency Shelter;
- Transitional Housing;
- Permanent Housing (Permanent Supportive Housing and Rapid Re-housing).

The Continuum of Care's mission is to work innovatively to find solutions to decrease and end homelessness through strategic partnerships, resource and housing coordination, and improving the health and wellness of people experiencing homelessness. The Continuum of Care strives to increase the capacity of its local homeless response system through these fundamental components: mainstream benefits, community resources, linkages and referral to support services that facilitate movement of individuals and families toward permanent housing and self-sufficiency. Prevention strategies such as one-time emergency funds, crisis intervention services and legal services are critical to divert households from entering the system of care.

The City operates a collaborative Street Outreach Network (SON) that is comprised of multi-disciplinary staff from the various City departments (e.g. Police Department Quality of Life officers) and other community-based service entities. The SON uses a coordinated approach to conduct street outreach. The SON teams have established routes and targeted areas that the teams canvass to engage homeless persons and to provide services where homeless persons reside.

Through repeat contact, homeless persons become familiar with SON team members and the services offered, and become more open to connecting to appropriate services and housing through the Coordinated Entry System. In addition, the HOME program funds are used to assist families with move-in deposits for permanent housing units. The Security Deposit Assistance program provides assistance to homeless households to secure housing.

The City Council also directed the Housing Authority of the City of Long Beach to set aside 70 Housing Choice Vouchers annually for homeless families, disabled individuals, and seniors. This program has been integral in placing homeless families with low earning potential into permanent housing. This would not otherwise have been possible given significant increases in the real estate market, which adversely impacts availability and affordability of housing in Long Beach.

Through updated zoning code provisions for the siting of emergency shelters, the City has facilitated the siting of many homeless shelters in the community, including: Catholic Charities Shelter (54 beds for families), Long Beach Rescue Mission (130 beds for men), Lydia House (40 beds for women and children), Women Shelter (32 beds for domestic violence victims), and Project Achieve (59 beds for adults), etc.

Offering transitional housing with supportive services involves facilitating the move of individuals and families who move from the streets, or in some cases, emergency shelter, into longer-term shelter programs. This process begins after initial stabilizing services have been utilized. Housing needs are assessed during the initial evaluation and during the development of the individual case plan, with assistance ranging from emergency shelter, transitional housing, and permanent supportive housing to help in obtaining occupancy in fair market housing. Several projects have been completed at the Villages at Cabrillo, a program site operated by Century Villages at Cabrillo and a collaborative of some 20 service providers, which provides a unique setting and opportunity for homeless individuals and families to begin transition back into the community through a carefully planned network of services and agencies. Cabrillo Gateway (Phase IV Project) provides 81 units for homeless families and individuals. The City's Health and Human Services Department provided 80 Project-based Vouchers while the Development Services Department assisted with amendments to the master covenants on the Villages site, supported and assisted with funding applications, and processed entitlements and building permits/inspections.

Anchor Place (Phase V Project) is underway and will provide 120 units. The five-story complex at Anchor Place (Phase V Project) will include 75 units reserved for homeless veterans and 45 units set aside for extremely low income residents. The development will consist of a mix of one-, two-, and three-bedroom units, extensive open space, and courtyard recreational areas. Residents will have access to comprehensive on-site supportive services, including case management, physical and mental health services, employment services, life skills training, and counseling.

**Describe the strengths and gaps of the service delivery system for special needs population and persons experiencing homelessness, including, but not limited to, the services listed above**

The strengths of the CoC service delivery system is the way in which services and resources are coordinated for persons experiencing homelessness with the numerous strategic partnerships it has with public and private agencies. The Long Beach CoC was designated a Unified Funding Agency by HUD in 2014. Given only to the highest quality Continuums of Care in the country, Long Beach is one of four UFAs out of over 400 continuums nationwide.

The CoC works with its partners to identify gaps in the system or trends that contribute to homelessness. Legislative issues, criminal sentencing, economic and housing trends are also monitored. Information is gathered from the PHA, VA, apartment associations, workforce development, legal aid and benefits advocates. Identified gaps of the service delivery system include: support services, homelessness prevention, and street outreach.

Based on the current inventory of housing available to serve people experiencing homelessness in the Long Beach community, the gap analysis documents an unmet need of 1,798 beds for Households without Children; and 306 beds for Households with at least one Adult and one Child (under age 18 of age)

**Provide a summary of the strategy for overcoming gaps in the institutional structure and service delivery system for carrying out a strategy to address priority needs**

As a UFA designated CoC, the Long Beach CoC has the flexibility to address the unique needs of the community. The system utilizes client-centered best practice models to increase access to housing and provide seamless coordination of services for people and families experiencing homelessness. Data is used to evaluate objectives and goals, and inform overall impact of and



gaps in the CoC's delivery system. Additionally the CoC has subcommittees assigned to address specific subpopulation needs and service gaps that meet on a regular basis.

In addition to the many local external private and public partnerships the Long Beach CoC collaborates with to address homelessness, there are several ways in which the City supports city-driven and cross-departmental collaboration and initiatives to ensure it is approaching homelessness using a systems approach. For example, the City's Mayor's Fund, annually generates approximately \$20,000 in community donations — a portion of which is allocated to address a specific need or gap in homeless services in Long Beach, as recommended by the Homeless Services Advisory Committee. Such funds have assisted with job training and placement services, childcare for families, medical screenings, move-in assistance and family reunification. Another example is one-time funds from the City General Fund which is shared among City Departments, such as DHHS, Police, Parks and Recreation, Fire, and Public Works. These dollars are used to increase outreach and coordination of efforts to mitigate homelessness and its related impacts in the city. The Long Beach CoC plans to address these gaps in services and priority needs by sourcing additional funding from local city, County, and State initiatives and funding opportunities.

DRAFT

# SP-45 Goals Summary – 91.215(a)(4)

## Goals Summary Information

Sort Order	Goal Name	Start Year	End Year	Category	Geographic Area	Needs Addressed	Funding	Goal Outcome Indicator
1	Create and Preserve Affordable Housing	2017	2021	Affordable Housing	Citywide  Place-Based Neighborhood Improvement Strategy Areas	New Affordable Housing Opportunities  Preservation of Existing Affordable Housing  Housing Assistance	HOME: \$14,766,485	Rental units constructed: 200 Housing Units  Rental units rehabilitated: 15 Housing Units  Tenant-Based Rental Assistance/Rapid Re-Housing: 325 Households Assisted
2	Support Activities to End Homelessness	2017	2021	Homeless	Citywide	Emergency Shelters and Essential Services  Rapid Re-Housing  Street Outreach  Homeless Prevention	CDBG: \$500,000 ESG: \$2,272,005	Homeless Person Overnight Shelter: 1,875 Persons Assisted  Public service activities other than Low/Moderate Income Housing Benefit: 75,000 Persons Assisted  Tenant-Based Rental Assistance/Rapid Re-Housing: 125 Households Assisted  Street Outreach: 750 Persons Assisted  Homelessness Prevention: 200 Persons Assisted

3	Eliminate Blight and Strengthen Neighborhoods	2017	2021	Non-Homeless Special Needs Non-Housing Community Development	Place-Based Neighborhood Improvement Strategy Areas  CDBG Low and Moderate Income (LMA) Target Areas  Code Enforcement Target Areas	Public Facility and Infrastructure Improvements Neighborhood Improvement Programs Improved Quality of Aging Housing Stock Public and Supportive Services	CDBG: \$19,202,910	Public Facility or Infrastructure Activities other than Low/Moderate Income Housing Benefit: 200,000 Persons Assisted  Public Service Activities other than Low/Moderate Income Housing Benefit: 210,150 Persons Assisted  Homeowner Housing Rehabilitated: 475 Housing Units  Housing Code Enforcement: 40,250 Housing Units
4	Expand Economic Opportunities	2017	2021	Non-Housing Community Development	Place-Based Neighborhood Improvement Strategy Areas	Business Technical Assistance and Other Programs Improved Business Corridors	CDBG: \$3,170,710	Businesses assisted: 2,890 Businesses Assisted
5	Promote Fair Housing	2017	2021	Affordable Housing	Citywide	Fair Housing Services, Outreach, and Education	CDBG: 425,000	Public Service Activities other than Low/Moderate Income Housing Benefit: 10,000 Persons Assisted
6	Planning and Program Administration	2017	2021	Planning and Administration	Citywide	Management of Grant Funds and Program Delivery	CDBG: \$4,682,420 HOME: \$1,085,160 ESG: \$184,160	

Table 54 – Goals Summary

## Goal Descriptions

1	<b>Goal Name</b>	Create and Preserve Affordable Housing
	<b>Goal Description</b>	The City will pursue a range of activities to expand affordable housing opportunities for low and moderate income households, including those with special needs (seniors, large households, disabled, homeless, etc.) Emphasis will be on affordable rental housing due to funding limitations and urgency of needs. The City will actively pursue opportunities through new construction, rehabilitation, acquisition/rehabilitation, and preservation.
2	<b>Goal Name</b>	Support Activities to End Homelessness
	<b>Goal Description</b>	The City will utilize both ESG and CDBG funds to coordinate services and facilities for the homeless. The City's strategy for addressing homeless needs is four-pronged: 1) street outreach; 2) rapid re-housing; 3) homeless prevention; and 4) homeless facilities and essential services. The intent is to address the needs of those rendered homeless and at-risk of homelessness using a continuum of care approach by supporting services and facilities that complement the existing Continuum of Care system.
3	<b>Goal Name</b>	Eliminate Blight and Strengthen Neighborhoods
	<b>Goal Description</b>	The City has developed a new Place-Based Neighborhood Improvement Strategy where resources are targeted to address issues at the neighborhood level. To address key Assessment of Fair Housing (AFH) goals, improve neighborhood conditions, and eliminate disparities in access to opportunity between residents in Long Beach and reduce segregation, the Consolidated Plan will focus place-based efforts and investments in segregated, high poverty, low opportunity neighborhoods.
4	<b>Goal Name</b>	Expand Economic Opportunities
	<b>Goal Description</b>	The City will work to expand economic development opportunities in low income neighborhoods to advance social equity. Assistance may include technical assistance and other programs with the goal of retaining and attracting businesses to these neighborhoods and improving the business corridors that serve low income neighborhoods.
5	<b>Goal Name</b>	Promote Fair Housing
	<b>Goal Description</b>	The City will promote fair housing, outreach, and education services to promote the awareness and compliance with fair housing laws.
6	<b>Goal Name</b>	Planning and Program Administration
	<b>Goal Description</b>	The City will continue to implement the CDBG, HOME, and ESG programs in compliance with all applicable regulations and requirements. The caps for program administration costs are 20 percent for CDBG, 10 percent for HOME, and 7.5 percent for ESG.

**Estimate the number of extremely low-income, low-income, and moderate-income families to whom the jurisdiction will provide affordable housing as defined by HOME 91.315(b)(2)**

The City anticipates using CDBG and HOME funds to expand the affordable housing inventory for extremely low, low, and moderate income households through new construction, acquisition, and/or rehabilitation. Using an average per-unit subsidy of \$60,000, the City anticipates creating 215 affordable units (200 rental units constructed and 15 rental units rehabilitated).

CDBG and HOME funds will also be used to provide rehabilitation assistance to existing homeowners. Approximately 475 households may be assisted.

DRAFT

## **SP-50 Public Housing Accessibility and Involvement – 91.215(c)**

### **Need to Increase the Number of Accessible Units (if Required by a Section 504 Voluntary Compliance Agreement)**

HACLB does not own or operate any Public Housing development. The 743-unit Carmelitos public housing development located in North Long Beach is owned and operated by HACoLA, which has closed its waiting list for Public Housing.

According to HACoLA's 2013-2017 Public Housing Agency Plan, ADA improvements are needed in Carmelitos, including at its various parking lots, elevators, and bathroom and kitchen rehabilitation for the senior units.

In its HCV program, HACLB is committed to providing accommodations to persons with disabilities so that their living arrangements are comparable to those of other Section 8 participants.

### **Activities to Increase Resident Involvements**

Residents at HACLB properties have the right to establish and operate a resident organization in accordance with 24 CFR Part 245. In addition, residents will be eligible for resident participation funding.

### **Is the public housing agency designated as troubled under 24 CFR part 902?**

No.

### **Plan to remove the 'troubled' designation**

Not applicable.

## SP-55 Barriers to affordable housing – 91.215(h)

### Barriers to Affordable Housing

The City's Housing Element contains discussions on governmental, market, and environmental constraints to housing development. The following is a brief discussion on barriers that relate to the use of HUD funds.

**Limited Developable Land:** Due to a variety of factors, land suitable for residential development construction is becoming increasingly scarce. The City has limited influence on the market price of land. However, the City does affect the housing supply through the administration of land use policies. The Land Use Element (LUE) of the Long Beach General Plan sets forth the City's policies for guiding local development. It establishes the distribution and density of land that is allocated for different uses. The General Plan LUE provides eight residential and mixed-use residential land use designations in the community. The identification of adequate residential sites in both the General Plan Land Use and Housing Elements is necessary to encourage production of housing that is suitable and affordable to all economic segments and special needs groups. The City's 2013-2021 Housing Element identifies key areas with development potential in the near term. This inventory of sites is available on the City's website.

**Availability of Financing:** Conventional financing involves market-rate loans provided by private lending institutions such as banks, mortgage companies, savings and loans, and thrift institutions. Overall, 3,244 households applied for mortgage loans for homes in Long Beach in 2014. Of the applications for conventional purchase loans, 78 percent were approved and nine percent were denied, and 13 percent were withdrawn or closed for incompleteness. The approval rate for government-backed home purchase loans was similar at 75 percent. About 60 percent of refinance applications were approved. The denial rate was greatest for home improvement loans (31 percent). To supplement the market-rate lending, Long Beach provides rehabilitation assistance to homeowners.

**Lack of Affordable Housing Funds:** The availability of funding for affordable housing, including the necessary infrastructure improvements, has been severely affected by the dissolution of redevelopment agencies in the State of California.

**State Prevailing Wage Requirements:** The State Department of Industrial Relations (DIR) expanded the types of projects that require the payment of prevailing wages. Prevailing wage adds to the overall cost of development.

**Davis-Bacon Prevailing Wages:** A prevailing wage must be paid to laborers when federal funds are used to pay labor costs for any project over \$2,000 or on any multi-family project over eight units. The prevailing wage is usually higher than competitive wages, raising the cost of housing production and rehabilitation activities. Davis-Bacon also adds to housing costs by requiring documentation of the prevailing wage compliance.

**Planning and Development Fees:** Development fees and taxes charged by local governments also contribute to the cost of maintaining, developing, and improving housing.

**Permit and Processing Procedures:** The processing time required to obtain approval of development permits is often cited as a contributing factor to the high cost of housing. Unnecessary delays add to the cost of construction by increasing land holding costs and interest payments.

## Strategy to Remove or Ameliorate the Barriers to Affordable Housing

The City continues to utilize CDBG and HOME funds to leverage other resources in the development of affordable housing.

### Long Beach Community Investment Company

The City continues to improve and expand affordable housing opportunities in the City through its public nonprofit corporation, the Long Beach Community Investment Company (LBCIC). The LBCIC is a nonprofit, public benefit corporation established to assist in the creation of affordable housing opportunities, including both rental and home ownership. The major sources of revenue for the LBCIC include HOME funds and advances from the City's Housing Development Fund. LBCIC will continue to work with Community Housing Development Organizations (CHDOs) and other developers to create additional affordable housing opportunities for low income households.

The City's Housing Services and Grants Administration work with the LBCIC and the City to identify and finance affordable housing projects and programs that will provide safe, decent, and affordable rental and ownership opportunities for Long Beach residents and workers.

### Mayor's Affordable and Workforce Housing Study Group

In 2016, the Mayor of Long Beach convened an Affordable and Workforce Housing Study Group to explore solutions for the critical housing needs in the City. The Study Group and staff hosted a series of community meetings and prepared a list of policy recommendations to protect and preserve the City's existing housing stock, and to produce additional affordable housing units.

### Incentives for Affordable Housing

To encourage the development and conservation of affordable housing, the City has adopted several ordinances – a density bonus ordinance, State coastal zone law, as well as various other incentives. These ordinances encourage higher density housing that is affordable to special needs populations and remove potential constraints to development, while preserving affordable units in the coastal zone.

- **Density Incentives** – Long Beach has adopted the State density law to provide up to 35 percent of density bonus to facilitate the development of lower income housing, moderate-income condominiums, and housing for seniors.
- **Waiver of Fees** – In addition to the density bonus, parks and recreation and transportation development fees are waived for affordable housing if the criteria on length of affordability and income/affordability level are met.
- **Relaxed Standards** – In conjunction with the density bonus ordinance, certain development standards may be relaxed if increased density cannot be physically accommodated on the site. This provision follows a priority order specified in the Zoning Code and the applicant must show that the density bonus cannot be achieved with each sequential waiver before the next waiver is allowed. The priority order is:
  1. Percentage of compact parking
  2. Tandem parking design limitations;
  3. Privacy standards;



4. Private open space;
5. Common open space;
6. Height;
7. Distance between buildings;
8. Side yard setbacks;
9. Rear yard setbacks;
10. Number of parking spaces (but not less than one space per unit); and
11. Front setbacks.

## **HOME-Funded Programs**

The City continues to implement programs that foster and maintain affordable housing. Residential rehabilitation assistance will again be provided to lower income homeowners to preserve housing affordability. Projects focus on improving living conditions and correcting code violations, while the multi-unit projects also maintain affordable rents.

HOME funds are also made available to continue the Security and Utility Deposit Program to assist homeless families who are able to sustain permanent housing, but are unable to save the funds necessary to initially secure the housing. This program is the result of collaboration between the Human and Social Services Bureau of the Department of Health and Human Services (DHHS) and the Department of Development Services/Grants Administration to create a program that creates affordable rental housing opportunities for formerly homeless households. The HOME Security and Utility Deposit Program brings together federal HOME funding and an efficient participant qualification process developed by Grants Administration, with homeless applicant intake, processing and monitoring by staff from the Department of Health and Human Services. Homeless individuals and families are assisted in securing stable, long-term housing through this collaborative effort. HOME funds are used to fund security deposits equivalent to two months of rent to enable these formerly homeless renters, who have income sufficient to pay rent but cannot afford "upfront costs," to secure a decent place to live.

Under federal regulations, a minimum of 15 percent of HOME funding must be allocated to Community Housing Development Organizations (CHDOs) for housing development activities. CHDO organizations must be private, non-profit, community-based service organizations that have obtained or intend to obtain staff with the capacity to develop or rehabilitate affordable housing for the community served. The City has worked with numerous CHDOs, including:

- Clifford Beers Housing Inc.
- Community Corporation of Santa Monica (CCSM)
- Comprehensive Child Development
- Decro Alpha Corporation
- Decro Gamma Corporation
- Decro Epsilon Corporation
- Federation of Filipino American Associations, Incorporated
- Friends of Central Avenue
- Habitat for Humanity South Bay/Long Beach
- Helpful Housing
- Home Ownership for Personal Empowerment
- JABEZ Foundation, Inc.
- Joshua One Community Development Corporation
- Long Beach Affordable Housing Coalition

- Mental Health Association
- Shelter for the Homeless
- United Cambodian Community, Incorporated

## **SP-60 Homelessness Strategy – 91.215(d)**

### **Reaching out to homeless persons (especially unsheltered persons) and assessing their individual needs**

The City operates a collaborative Street Outreach Network that is comprised of multi-disciplinary staff from various the City departments (e.g., Police Department Quality of Life officers) and other community-based service entities. The Street Outreach Network uses a coordinated approach to conduct street outreach to engage system resistant and chronically homeless persons living on the streets. The Street Outreach Network teams have established routes and targeted areas that the teams canvass to engage homeless persons and to provide services where homeless persons reside. Through repeat contact, homeless persons become familiar with SON team members and the services offered, and become more open to connecting to appropriate services and housing through the Coordinated Entry System (CES).

The Long Beach CES hubs provide preliminary triage and assessment to determine program eligibility and level of assistance needed. Households are assessed to determine the least level of assistance needed in order to maintain or obtain sustainable housing. CES also prioritizes assistance based on vulnerability and severity of service needs to ensure that people who need assistance the most can receive it in a timely manner. A universal screening tool, the VI-SPDAT, is used to screen for eligible participants for housing placement. Participants are prioritized by scores and placed on a list using the HUD Order of Priority guidelines.

### **Addressing the emergency and transitional housing needs of homeless persons**

In Long Beach, the 2017 homeless population was comprised of 92 percent adults and 8 percent children. Specifically, 217 homeless adults and children are in families. The City has a need for emergency shelters and transitional housing facilities that can accommodate families. Also, assistance to help these families transition to permanent housing is needed. Several agencies in Long Beach provide temporary shelter for homeless families, individuals, and for specific sub-populations of the homeless with an average length of stay of less than 90 days. For the FY 2017-2018, the ESG program includes funding for Emergency Shelter to address the emergency shelter needs of homeless persons.

### **Helping homeless persons (especially chronically homeless individuals and families, families with children, veterans and their families, and unaccompanied youth) make the transition to permanent housing and independent living, including shortening the period of time that individuals and families experience homelessness, facilitating access for homeless individuals and families to affordable housing units, and preventing individuals and families who were recently homeless from becoming homeless again.**

The City has been committed to shaping a comprehensive and coordinated system of care to respond to the diverse needs of homeless individuals and families. Through the City's Consolidated Planning process and the Continuum of Care delivery system, the City and social service providers strive to create a balance of emergency, transitional, and permanent housing and supportive services to assist homeless families and individuals, empowering them to make the critical transition from housing crisis to self-sufficiency and stable permanent housing. Upon

entry into the CoC system of care by way of the CES hubs, households are assessed to determine the least level of assistance needed in order to obtain and/or maintain sustainable housing. Households engaged in services are reassessed at appropriate intervals to determine whether their service plans need to be modified based on progress towards housing goals.

**Help low-income individuals and families avoid becoming homeless, especially extremely low-income individuals and families who are likely to become homeless after being discharged from a publicly funded institution or system of care, or who are receiving assistance from public and private agencies that address housing, health, social services, employment, education or youth needs**

The CoC works with public and private providers to identify gaps in the system and looks at trends to understand factors that contribute to first-time homelessness. Households at risk of homeless are connected to services and resources, like benefits enrollment, childcare services, employment services, and food resources. HOME deposit funds are used to divert households from the shelter system and support with stabilization in permanent housing.

The Long Beach Homeless Services Division works with partners within the CoC and broader LA County to coordinate discharge planning and referral processes for persons and households exiting from publicly funded institutions. This is to ensure that people are transitioned to an appropriate level of care when discharged from these institutions and to prevent them from becoming homeless instead.

## SP-65 Lead based paint Hazards – 91.215(i)

### Actions to address LBP hazards and increase access to housing without LBP hazards

The Lead-Based Paint Hazard Control (LHC) Program provides regular training opportunities, education fairs, and conference speakers to its partners in the community, and a variety of nonprofit and educational organizations. The Lead Program is committed to the education element of its work plan, and it meets its goals and objectives through close, cooperative relationships with Long Beach area groups and organizations.

Long Beach's Lead-Based Paint Hazard Control Program is responsible for:

#### Childhood Lead Poisoning Investigation and Outreach

- Investigation of lead-poisoned children
- Enforcement of environmental ordinances
- Preventive outreach/education with families of lead-burdened children

#### HUD-funded grant program

- HUD funds are used, when available, to control lead-based paint hazards in pre-1940 affordable housing occupied by families with children aged 5 or younger in targeted high-risk areas of the City.
- Housing that has been made lead-safe by HUD lead grant funding or other means is entered in the lead-safe housing directory.

#### Community complaint, response, education, and outreach

- Information/referral to lead-related questions provided to the public
- Site investigation performed as needed
- Group presentations
- Educational materials provided to Long Beach residents

#### Services to other departments:

- Special lead inspection/sample testing as part of the Planning and Building Department sandblasting permit process
- Lead inspection/risk assessment on City property and equipment, e.g. playground equipment, on request
- Lead paint inspection, project design, monitoring, and final clearance testing services for other City housing programs, on request

### How are the actions listed above related to the extent of lead poisoning and hazards?

Housing units constructed prior to 1979 are most likely to contain lead-based paint. The City's housing stock is older with a majority of the housing units (85 percent) built before 1979. National studies estimate that 75 percent of all residential structures built prior to 1970 contain LBP. Housing built prior to 1940 is highly likely to contain LBP (estimated at 90 percent of housing units), and in housing built between 1960 and 1979, 62 percent of units are estimated to contain LBP.

According to the 2008-2012 ACS Five-Year Estimates, approximately 88 percent of owner-occupied housing and 83 percent of renter-occupied housing in the City of Long Beach were built prior to 1980. Using the 75 percent national average of potential LBP hazard, an estimated 102,629 units (43,451 owner-occupied units and 59,178 renter-occupied units) may contain LBP. Furthermore, approximately 32 percent of the owner-households and 69 percent of the renter-households are low and moderate income. These figures translate to 13,904 owner units and 40,832 renter units with potential LBP that may be occupied by low and moderate income households.

**How are the actions listed above integrated into housing policies and procedures?**

The City's Lead-Based Paint Hazard Control (LHC) Program is administered by the City of Long Beach Department of Health and Human Services, Bureau of Environmental Health. The City will continue to address issues relating to the aging housing stock through CDBG-code enforcement and rehabilitation activities, as well as other neighborhood improvement projects. The LHC Program has consistently achieved performance milestones, especially in the mission-driven, high-impact areas of units cleared, outreach events and training. The LHC program regularly lends the services of its lead inspector/assessors to Development Services Department/Grants Administration to provide lead-based paint inspections and clearances. LHC program staff provides education and promotion services to the Childhood Lead Poisoning Prevention Program (CLPPP) as both programs have a requirement to provide outreach and education to the community. The LHC Program also works closely with the Housing Authority of the City of Long Beach to remedy lead-based paint hazards in tenant-based Section 8 units.

## SP-70 Anti-Poverty Strategy – 91.215(j)

### Jurisdiction Goals, Programs and Policies for reducing the number of Poverty-Level Families

In Long Beach, factors that contribute to about 20 percent of the population living below poverty include: low level of education; inadequate job skills; unemployment or underemployment at minimum wage; and language barriers. Poverty imposes many difficult issues on residents and families, including: living in overcrowded and substandard housing; overpaying for housing; and inadequate income to provide for basic necessities such as food, clothing and healthcare.

The City supports a comprehensive strategy of moving people out of poverty towards self-sufficiency in part by funding activities with CDBG, HOME and ESG. This strategy includes affordable housing; economic development and job training activities; and provision of needed support services.

Beginning in FY 2017-2018, the City is instituting a new Place-Based Neighborhood Improvement Strategy (PBNIS) that identifies four neighborhoods for targeted improvements and services. These areas are selected because of high concentrations of distressed conditions such as poverty, overcrowding, unemployment, and low education attainment.

### How are the Jurisdiction poverty reducing goals, programs, and policies coordinated with this affordable housing plan

#### **Affordable Housing**

Stable, affordable housing enhances a family's ability to transition from poverty to self-sufficiency. A secure housing environment can serve as a foundation for family security, improving opportunities for successful job performance, school performance and family health. The City's Housing Services Bureau, Housing Authority (HACLB), and Health Department all work closely together in the provision of affordable housing and related support services to improve the quality of life of low and moderate income households.

#### **Family Self-Sufficiency Program**

HACLB's Family Self-Sufficiency Program links Housing Choice Voucher holders with a network of Long Beach service providers to offer job training, personal development, and educational programs to help move them towards self-sufficiency. During the program, HACLB provides rent subsidies, and also administers an escrow savings account for extra income earned by the participant. Program participants are eligible to participate in the Section 8 Homeownership Assistance Program administered by the Housing Services Bureau.

#### **Rental Housing Acquisition and/or Rehabilitation**

Through rental housing acquisition and/or rehabilitation, the City provides long-term affordable housing for low and moderate income households. Stable housing fights poverty by helping families to maintain economic stability. The City gives funding priority for service-enriched housing that provides access to social services, such as childcare, after-school educational and recreational programs, health programs, job-training, financial and legal counseling.

## **Tenant-Based Security Deposit Assistance (TBSD)**

The City utilizes HOME funds to deliver a Security/Utility Deposit Assistance program, providing a one-time assistance for homeless families seeking permanent housing arrangements.

## **Public Housing**

Residents of the 743-unit Carmelitos public housing development in North Long Beach have access to several programs aimed at lifting residents up out of poverty. The Housing Authority of the County of Los Angeles (HACoLA) offers public housing CalWORKS recipients career development and work experience opportunities. A Service Learning Program on-site at Carmelitos provided in conjunction with local universities and colleges, offers a range of educational opportunities for residents, with a focus on family literacy, workforce development, and family issues.

## **Economic Development/Job Training**

Another critical component to the City's anti-poverty strategy is to increase the local employment base, in conjunction with educational and job training opportunities for the local workforce.

The Long Beach Workforce Development Bureau utilizes federal, state, and local funding resources to support employment training and development programs and job creation and retention efforts. The One-Stop Career Transition Center provides training and access to employment for Long Beach residents, including the Welfare-to-Work program that targets the lowest income residents of the City. The City will continue its annual Youth Employment Services for low/moderate income youth and offer the Hire-A-Youth program that assists with the placement of youth into available job opportunities.

## **Support Services**

Supportive services can help to address poverty by providing needed services to enable people to prepare for, locate, and maintain employment. For example, services that support independence for special needs populations - persons with disabilities, persons with alcohol and/or drug dependencies, homeless - can help to prepare these populations for employment. Youth and gang-prevention programs geared towards keeping kids in school and improving the high school graduation rate can help to reduce long-term poverty rates in Long Beach.

## **SP-80 Monitoring – 91.230**

**Describe the standards and procedures that the jurisdiction will use to monitor activities carried out in furtherance of the plan and will use to ensure long-term compliance with requirements of the programs involved, including minority business outreach and the comprehensive planning requirements**

The Development Services Department, Grants Administration, is responsible for ensuring that HUD funds comply with program requirements through the monitoring of program performance. Monitoring is proactive and ongoing to ensure federal compliance, continual receipt of federal funding and the avoidance of penalties, and to evaluate the effectiveness of HUD funded programs. The primary goals of monitoring are to:

- Ensure production and accountability;
- Ensure compliance and consistency with HUD; and
- Evaluate organizational and project performance.

### **CDBG and ESG Monitoring**

A monitoring plan has been developed and has been implemented. The plan includes:

- Standardized procedures for reporting by program service providers;
- Standardized procedures for and frequency of review and monitoring; and
- Availability of staff and other resources to assist in meeting HUD regulations.

At the beginning of the program year, a meeting is set with program providers to discuss the reporting requirements and the Monitoring Plan.

Program providers are required on a quarterly basis to provide progress reports, which are reviewed for compliance. Programs are monitored at least once a year. A site review, held quarterly, is scheduled with the program providers. An entrance interview is held at the beginning with key representatives for clarification of the program's purpose, scope, objectives and goals. HUD required records of information are then reviewed. The review ends with an exit conference to present preliminary results of the monitoring; provide an opportunity to discuss program compliance and reporting concerns; and provides an opportunity for the program provider to report on steps being taken to address areas of non-compliance or nonperformance. Formal notification of the results of the monitoring review is sent to the program provider, which creates a permanent written record; outlines concerns and findings; and sets deadlines for a written response and corrective actions, if any.

It is the monitor's responsibility to provide the technical assistance needed to ensure that the programs are productive and in compliance with federal regulations.

### **HOME Monitoring**

The City of Long Beach will follow monitoring standards and procedures regarding affordable housing projects it has funded in order to ensure compliance with HOME program regulations. The City's HOME monitoring standards and procedures are as follows:

1. The City will monitor the HOME program to ensure that HOME funding is used in conjunction with nonprofit partners, including Community Housing Development



Organizations (CHDOs), in accordance with HOME regulations. The City evaluates organizations' qualifications and designates them as CHDOs. The City will use a minimum of 15 percent of its annual HOME allocation for housing owned, developed or sponsored by CHDOs.

2. The City will monitor all activities undertaken with HOME funds to ensure that they are consistent with the City's Consolidated Plan.
3. The City will review the status of HOME grants to monitor the 24-month deadline to commit HOME funds and the five-year deadline to expend HOME funds.
4. The City will leverage HOME funds with private, local and nonprofit dollars. HOME regulations state that a 25 percent matching obligation is incurred for the HOME funds expended. A record of match obligations and contributions will be maintained in a Match Log. Match will be reported to HUD annually in the Consolidated Annual Performance Evaluation Report (CAPER).
5. The City will monitor HOME activities to ensure that the activities are eligible under the HOME Program and the associated costs are related to affordable housing tasks.
6. The City will monitor HOME activities to ensure compliance with minimum HOME investment requirements. The minimum amount of HOME funds is an average of \$1,000, multiplied by the number of HOME-assisted units in a project. The City will also monitor HOME activities to ensure compliance with the maximum per-unit HOME subsidy limits applicable to the City of Long Beach.
7. The City will monitor HOME activities to ensure compliance with the HOME maximum purchase price/after-rehab value limits, the 203(b) limits applicable to the City of Long Beach, for owner-occupied and homebuyer properties. The City will conduct the required frequency of property inspections as stated in the HOME regulations. At least 15 percent of the HOME-assisted rental units in a project and a minimum of one unit in every building will be inspected during the period of affordability per the following schedule:
  - 1 to 4 units: every 3 years;
  - 5 to 25 units: every 2 years; and
  - 26 or more units: annually.
8. The City will monitor HOME activities to ensure that HOME funds are used to assist households with incomes at or below 80 percent of the area median income. The City will also ensure that for each annual HOME allocation, 90 percent of the occupants of HOME-assisted rental units and households assisted with HOME-funded TBRA have incomes that are 60 percent or less of the area median and 20 percent of the units in each rental housing project containing five or more units are occupied by tenant households with incomes at or below 50 percent of median income. Household incomes of tenants residing in HOME-assisted rental units will be re-certified on an annual basis.

# FY 2018 Annual Action Plan (October 1, 2017-September 30, 2018)

DRAFT



## Annual Action Plan - Expected Resources

---

### AP-15 Expected Resources – 91.220(c)(1,2)

#### Introduction

The City of Long Beach is an entitlement jurisdiction for CDBG, HOME, and ESG funds, and anticipates receiving \$5,516,208 in CDBG funds, \$2,170,329 in HOME funds, and \$491,233 in ESG funds for FY 2017-2018. In addition, a program income of \$80,000 from CDBG activities and \$1,000,000 from HOME activities is anticipated. Program income anticipated is incorporated into the City's annual budgeting process.

DRAFT

**Anticipated Resources**

Program	Source of Funds	Uses of Funds	Expected Amount Available Year 1				Expected Amount Available Remainder of ConPlan \$	Narrative Description
			Annual Allocation: \$	Program Income: \$	Prior Year Resources: \$	Total: \$		
CDBG	Public-Federal	Acquisition Admin and Planning Economic Development Housing Public Improvements Public Services	\$5,516,208	\$80,000	---	\$5,596,208	\$22,384,832	For planning purposes, the City estimates the availability of approximately \$27 million in CDBG annual allocations over the five-year Consolidated Plan period. This estimate assumes stable allocations over the planning period. In addition, the City anticipates a total program income of \$400,000 over five years. Specifically, a program income of \$80,000 is expected for FY 2017-2018.
HOME	Public-Federal	Acquisition Homebuyer assistance Homeowner rehab Multifamily rental new construction Multifamily rental rehab New construction for ownership TBRA	\$2,170,329	\$1,000,000	---	\$3,170,329	\$8,681,316	For planning purposes, the City estimates the availability of approximately \$11 million in HOME funds over the five-year Consolidated Plan period. This estimate assumes stable allocations over the planning period. In addition, the City anticipates \$1,000,000 in program income in FY 2017-2018.
ESG	Public-Federal	Financial Assistance Overnight shelter Rapid re-housing (rental assistance) Rental Assistance Services Street Outreach	\$491,233	---	---	\$491,233	\$1,964,932	For planning purposes, the City estimates the availability of approximately \$2.5 million in ESG funds over the five-year Consolidated Plan period. This estimate assumes stable allocations over the planning period.

Table 55 - Expected Resources – Priority Table

**Explain how federal funds will leverage those additional resources (private, state and local funds), including a description of how matching requirements will be satisfied**

**Leveraging**

Long Beach has access to a variety of federal, state, local and private resources to achieve its housing and community development goals. These funds include the following key programs in FY 2017-2018 and total over \$113 million:

- CDBG: \$5,516,208
- HOME: \$2,170,329
- ESG: \$491,233
- Section 8/Housing Choice Vouchers: \$56,377,356
- Continuum of Care: \$7,641,265
- HOPWA: \$251,259
- Housing Assets Funds: \$31.7 million
- General Fund: Public Facilities Improvement (\$5 million) and Code Enforcement Activities (\$4 million)
- Health Fund: Code Enforcement Activities (\$1.1 million)

Specific funding sources will be utilized based on the opportunities and constraints of each program.

**Match Requirements**

**Home Match Requirements:** Pursuant to HUD regulations, all participating jurisdictions (PJs) must contribute or match 25 cents for each dollar of HOME funds spent on affordable housing. The HOME statute allows for a reduction of the matching contribution requirement under three conditions: 1) fiscal distress, 2) severe fiscal distress, and 3) for Presidentially-declared major disasters. When a local jurisdiction meets one of these distress conditions, it is determined to be in fiscal distress and receives a 50 percent reduction of match. If a local jurisdiction satisfies both of the distress criteria, it is determined to be in severe fiscal distress and receives a 100 percent reduction of match. For FY 2017-2018, the City of Long Beach was considered to be in “financial distress,” with a 50 percent reduction in match requirements. This determination was made because per capita income (\$27,040) and poverty level percentages (20 percent) for Long Beach exceeded the HUD criteria for financial distress. The City has an accumulated excess match for over \$12 million when redevelopment funds were available to provide affordable housing. This excess match will be adequate to fulfill the City future match requirements for an extended period of time.

**ESG Match Requirements:** The City of Long Beach contracts with non-profit agencies to provide emergency housing, rapid rehousing, and street outreach. The funded agencies must provide at least 100 percent match as stated in the Request for Proposals. The match source can be either in-kind or cash match, and must be from sources other than ESG program or McKinney-Vento funding. Funds used to match a previous ESG/CDBG grant may not be used to match a subsequent grant. Also, detailed match documentation must be submitted during the invoice process.

**If appropriate, describe publically owned land or property located within the jurisdiction that may be used to address the needs identified in the plan**

The LBCIC owns six sites with potential for residential development. These sites were previously purchased with redevelopment housing set-aside funds and therefore are subject to the income and household target requirements per SB 341. LBCIC released Requests for Proposals (RFP) for five of the Housing Opportunity Sites and has awarded the sites for the following development proposals:

- **1950-1960 Henderson:** Habitat for Humanity – 4 family units
- **14<sup>th</sup> Street (Pine Avenue to Pacific Avenue):** Habitat for Humanity – 11 family units
- **1836-1852 Locust Avenue:** Clifford Beers Housing – 65 family and special needs units
- **1900 Long Beach Boulevard:** LINC Housing - 95 family and homeless units

LBCIC anticipates issuing RFPs for the remaining two sites as follows:

- **Magnolia/Henderson:** This long and narrow site would be appropriate for development into rental or for-sale affordable housing. RFP for this site to be released in 2017.
- **Fifteenth Street/Long Beach Boulevard:** This small site would be appropriate for development into for-sale affordable housing. RFP for this site to be released in 2017.

In addition, the LBCIC approved a loan of \$4,000,000 to AMCAL Multi-Housing, Inc. for the acquisition of the property located at 1795 Long Beach Boulevard. AMCAL will construct a 101-unit affordable apartment project with approximately, 4,000 square feet of ground floor retail at this location. The project will include 50 one-bedroom units, 25 two-bedroom units, and 26 three-bedroom units to be affordable to households earning between 30 and 60 percent of the AMI.

## **Discussion**

See discussions above.

# Annual Goals and Objectives

## AP-20 Annual Goals and Objectives

### Goals Summary Information

Sort Order	Goal Name	Start Year	End Year	Category	Geographic Area	Needs Addressed	Funding	Goal Outcome Indicator
1	Create and Preserve Affordable Housing	2017	2021	Affordable Housing	Citywide  Place-Based Neighborhood Improvement Strategy Areas	New Affordable Housing Opportunities Preservation of Existing Affordable Housing Housing Assistance	HOME: \$2,953,297	<b>Rental units constructed:</b> 40 Housing Units  <b>Rental units rehabilitated:</b> 3 Housing Units  <b>Tenant-Based Rental Assistance/Rapid Re-Housing:</b> 65 Households Assisted
2	Support Activities to End Homelessness	2017	2021	Homeless	Citywide	Emergency Shelters and Essential Services Rapid Re-Housing Street Outreach	CDBG: \$100,000 ESG: \$454,401	<b>Homeless Person Overnight Shelter:</b> 375 Persons Assisted  <b>Public service activities other than Low/Moderate Income Housing Benefit:</b> 15,000 persons assisted  <b>Tenant-Based Rental Assistance/Rapid Re-Housing:</b> 25 Households Assisted  <b>Street Outreach:</b> 150 Persons Assisted

3	Eliminate Blight and Strengthen Neighborhoods	2017	2021	Non-Homeless Special Needs Non-Housing Community Development	Place-Based Neighborhood Improvement Strategy Areas  CDBG Low and Moderate Income (LMA) Target Areas  Code Enforcement Target Areas	Public Facility and Infrastructure Improvements  Neighborhood Improvement Programs  Improved Quality of Aging Housing Stock  Public and Supportive Services	CDBG: \$3,840,582	Public Facility or Infrastructure Activities other than Low/Moderate Income Housing Benefit: 50,000 Persons Assisted  Homeowner Housing Rehabilitated: 95 Housing Units  Public Service Activities other than Low/Moderate Income Housing Benefit: 30,030 Persons Assisted  Housing Code Enforcement: 8,050 Housing Units
4	Expand Economic Opportunities	2017	2021	Non-Housing Community Development	Place-Based Neighborhood Improvement Strategy Areas	Business Technical Assistance and Other Programs  Improved Business Corridors	CDBG: \$634,142	Businesses assisted: 578 Businesses Assisted
5	Promote Fair Housing Choice	2017	2021	Affordable Housing	Citywide	Fair Housing Services, Outreach, and Education	CDBG: \$85,000	Public Service Activities other than Low/Moderate Income Housing Benefit: 2,000 Persons Assisted
6	Planning and Program Administration	2017	2021	Planning and Administration	Citywide	Management of Grant Funds and Program Delivery	CDBG: \$936,484 HOME: \$217,032 ESG: \$36,832	

Table 56 – Goals Summary



## Goal Descriptions

1	<b>Goal Name</b>	Create and Preserve Affordable Housing
	<b>Goal Description</b>	The City will pursue a range of activities to expand affordable housing opportunities for low and moderate income households, including those with special needs (seniors, large households, disabled, homeless, etc.) Emphasis will be on affordable rental housing due to funding limitations and urgency of needs. The City will actively pursue opportunities through new construction, rehabilitation, acquisition/rehabilitation, and preservation.
2	<b>Goal Name</b>	Support Activities to End Homelessness
	<b>Goal Description</b>	The City will utilize both ESG and CDBG funds to coordinate services and facilities for the homeless. The City's strategy for addressing homeless needs is four-pronged: 1) street outreach; 2) rapid re-housing; 3) homeless prevention; and 4) homeless facilities and essential services. The intent is to address the needs of those rendered homeless and at-risk of homelessness using a continuum of care approach by supporting services and facilities that complement the existing Continuum of Care system.
3	<b>Goal Name</b>	Eliminate Blight and Strengthen Neighborhoods
	<b>Goal Description</b>	The City has developed a new Place-Based Neighborhood Improvement Strategy where resources are targeted to address issues at the neighborhood level. To address key Assessment of Fair Housing (AFH) goals, improve neighborhood conditions, and eliminate disparities in access to opportunity between residents in Long Beach and reduce segregation, the Consolidated Plan will focus place-based efforts and investments in segregated, high poverty, low opportunity neighborhoods.
4	<b>Goal Name</b>	Expand Economic Opportunities
	<b>Goal Description</b>	The City will work to expand economic development opportunities in low income neighborhoods to advance social equity. Assistance may include technical assistance and other programs with the goal of retaining and attracting businesses to these neighborhoods and improving the business corridors that serve low income neighborhoods.
5	<b>Goal Name</b>	Promote Fair Housing
	<b>Goal Description</b>	The City will promote fair housing, outreach, and education services to promote the awareness and compliance with fair housing laws.
6	<b>Goal Name</b>	Planning and Program Administration
	<b>Goal Description</b>	The City will continue to implement the CDBG, HOME, and ESG programs in compliance with all applicable regulations and requirements. The caps for program administration costs are 20 percent for CDBG, 10 percent for HOME, and 7.5 percent for ESG.

# Projects

## AP-35 Projects – 91.220(d)

### Introduction

During FY 2017-2018, the City of Long Beach will pursue a range of housing and community development activities using CDBG, HOME, and ESG funds. These activities will implement the City's Consolidated Plan and Priorities:

**Goal: Assist in the Creation and Preservation of Affordable Housing for Lower-Income and Special Needs Households**

Priority: New Affordable Housing Opportunities

Priority: Preservation of Existing Affordable Housing

Priority: Housing Assistance

**Goal: Support Activities to End Homelessness**

Priority: Emergency Shelters and Essential Services

Priority: Rapid Re-Housing

Priority: Homeless Prevention

Priority: Street Outreach

**Goal: Support Activities that Assist with Basic Needs, Eliminate Blight, and/or Strengthen Neighborhoods**

Priority: Public Facility and Infrastructure Improvements

Priority: Neighborhood Improvement Programs

Priority: Improved Quality of Aging Housing Stock

Priority: Public and Supportive Services

Priority: Interim Assistance

**Goal: Expand Economic Opportunities for Low-Income Households**

Priority: Business Technical Assistance and Other Programs

Priority: Improved Business Corridors

**Goal: Promote Fair Housing Choice**

Priority: Fair Housing Services, Outreach, and Education

**Goal: Planning and Program Administration**

Priority: Management of Grant Funds and Program Delivery

For FY 2017-2018, the City of Long Beach anticipates receiving \$5,516,208 in CDBG funds, \$2,170,329 in HOME funds, and \$491,233 in ESG funds. In addition, the City anticipates generating \$80,000 in program income from CDBG activities and \$1,000,000 in program income from HOME activities.

## Substantial Amendments

On May 9, 2014, HUD notified grantees of pending system changes that will affect the administration of the subject HUD grants. HUD's Inspector General has determined that the First-In-First-Out (FIFO) accounting methodology, or oldest money disbursed first, used by grantees since 1974 does not comply with federal financial standards. Under the FIFO methodology, grantees like the City of Long Beach would reprogram unused entitlement from the current fiscal year's action plan in next year's action plan. The new system, implemented at the beginning of FY 2015, ensures that both commitments and disbursement of grant funds be done on a grant-specific/fiscal year-specific methodology. As a result of this rule, FY 2018 Action Plan resources for CDBG, HOME and ESG can only come from new entitlement allocations and future Program Income. Carryover funds from previous years will not be counted as FY 2018 Action Plan resources. Instead, these resources will continue to be associated with previous Action Plans, hence necessitating the need to amend the corresponding Action Plans to reallocate unspent funds. The City of Long Beach proposes to amend its FY 2017 Action Plan and FY 2016 Action Plan as follows:

### First Substantial Amendment to the FY 2017 Action Plan

Program	Reduced Amount	Program	Increased Amount
Unspent Funds from Various Activities	(\$268,000)	<i>Sidewalk Improvement Projects</i>	\$268,000
<b>Total</b>	<b>(\$268,000)</b>	<b>Total</b>	<b>\$268,000</b>

Notes:

- Unspent FY 2017 Action Plan funds will be allocated to a new proposed FY 2017 Action Plan activity.
- Per the City's Citizen Participation Plan, funding changes to Action Plan activities do not exceed twenty-five (25) percent of budgeted dollars and will be reallocated to the new proposed activity.

### Second Substantial Amendment to the FY 2016 Action Plan

Program	Reduced Amount	Program	Increased Amount
Unspent Funds from Various Activities	(\$373,790)	<i>Targeted Infrastructure Project</i>	\$188,790
		<i>Acquisition</i>	\$185,000
<b>Total</b>	<b>(\$373,790)</b>	<b>Total</b>	<b>\$373,790</b>

Notes:

- Unspent FY 2017 Action Plan funds will be allocated to a new proposed FY 2017 Action Plan activity.
- Per the City's Citizen Participation Plan, funding changes to Action Plan activities do not exceed twenty-five (25) percent of budgeted dollars and will be reallocated to the new proposed activity.

## Projects

#	Project Name
1	Home Improvement Rebate Program (\$2,000)
2	Home Improvement Loan Program (\$10,000)
3	Home Improvement - Program Delivery
4	Graffiti Removal Program
5	Graffiti Prevention Program ( Mural Restoration)
6	Neighborhood Resource Center
7	Neighborhood Leadership Program
8	Homeless Multi-Service Center

9	Senior Service (Ex. Home Sharing, Tax Assistance)
10	After School & Weekend Recreation
11	Code Enforcement
12	Code Enforcement (City Attorney)
13	Sidewalk Improvement Projects (PW-CIP)
14	Urban Forestry Program
15	Targeted Place-Making (Facilities/Outdoor Alleys/NPP)
16	Technical Business Assistance/SBDC Support
17	Business Revitalization Program (Corridor)
18	Line of Credit Loan Program
19	Fair Housing Services
20	Program Administration
21	Multi-Family Residential Rehabilitation Loan (CHDO)
22	New Construction/Acquisition and Rehabilitation
23	Rental Security Deposit Assistance
24	Emergency Shelter
25	Rapid Re-Housing
26	Street Outreach

Table 57 – Project Information

**Describe the reasons for allocation priorities and any obstacles to addressing underserved needs**

Long Beach has allocated approximately 21 percent of its CDBG allocation to public facilities and infrastructure improvements within target low- and moderate-income areas. Twenty percent of the City's allocation is reserved for administration costs and 15 percent is set aside for public services.

One of the greatest challenges in meeting the underserved needs of low- and moderate-income persons is having limited financial resources. The City of Long Beach will continue to use its CDBG, HOME, and ESG funding to support: the development of affordable housing and public service agencies that address the special needs of the underserved, including the homeless, those at risk of homelessness, youth, seniors, female-headed households, victims of domestic violence, and the disabled. The City also proactively seeks additional resources to better meet the underserved needs.

# AP-38 Project Summary

## Project Summary Information

1	<b>Project Name</b>	<b>Home Improvement Rebate Program (\$2,000)</b>
	<b>Target Area</b>	Place-Based Neighborhood Improvement Strategy Areas
	<b>Goals Supported</b>	Eliminate Blight and Strengthen Neighborhoods
	<b>Needs Addressed</b>	Improved Quality of Aging Housing Stock
	<b>Funding</b>	CDBG: \$172,000
	<b>Description</b>	This program provides rebates of up to \$2,000 for exterior improvements to residential properties (some restrictions apply). This program is offered primarily to households in the Place-Based Neighborhood Improvement Strategy (PBNIS) areas.
	<b>Target Date</b>	6/30/2018
	Estimate the number and type of families that will benefit from the proposed activities	85 Household Housing Units
	<b>Location Description</b>	This program is available citywide to income-eligible households, with an emphasis on households in the PBNIS areas.
	<b>Planned Activities</b>	Provide assistance with improvement of residential properties for occupancy by low and moderate income households.
2	<b>Project Name</b>	<b>Home Improvement Loan Program (\$10,000)</b>
	<b>Target Area</b>	Place-Based Neighborhood Improvement Strategy Areas
	<b>Goals Supported</b>	Eliminate Blight and Strengthen Neighborhoods
	<b>Needs Addressed</b>	Improved Quality of Aging Housing Stock
	<b>Funding</b>	CDBG: \$150,000
	<b>Description</b>	Improve existing aging housing stock by providing a long-term deferred exterior rehabilitation loan of up to \$10,000, for seniors, and less than 50% AMI households.
	<b>Target Date</b>	6/30/2018
	Estimate the number and type of families that will benefit from the proposed activities	10 Household Housing Units
	<b>Location Description</b>	This program is available primarily to income-eligible households in the PBNIS areas.
	<b>Planned Activities</b>	Provide a total of 15-20 loans per year with a focus on Place-Based Neighborhood Improvement Strategy (PBNIS) areas. a.) Deferred, No Interest Loan - for seniors, people on fixed income, and less than 50% AMI households; b.) Low-Interest Loan (0-3%) for 50-80% AMI households.

3	<b>Project Name</b>	<b>Home Improvement – Program Delivery</b>
	<b>Target Area</b>	Place-Based Neighborhood Improvement Strategy Areas
	<b>Goals Supported</b>	Eliminate Blight and Strengthen Neighborhoods
	<b>Needs Addressed</b>	Improved Quality of Aging Housing Stock
	<b>Funding</b>	CDBG: \$235,295
	<b>Description</b>	The City will utilize CDBG funding to deliver a range of residential rehabilitation programs to income-qualified households.
	<b>Target Date</b>	6/30/2018
	Estimate the number and type of families that will benefit from the proposed activities	Beneficiaries are already accounted for under individual programs.
	Location Description	Not Applicable.
	Planned Activities	Deliver residential rehabilitation programs to income-qualified households.
4	<b>Project Name</b>	<b>Graffiti Removal Program</b>
	<b>Target Area</b>	Place-Based Neighborhood Improvement Strategy Areas
	<b>Goals Supported</b>	Eliminate Blight and Strengthen Neighborhoods
	<b>Needs Addressed</b>	Public and Supportive Services
	<b>Funding</b>	CDBG: \$150,000
	<b>Description</b>	This program is used to remove graffiti from private and public properties to improve neighborhoods and discourage further graffiti. The program is offered citywide at no cost to property owners or tenants.
	<b>Target Date</b>	6/30/2018
	Estimate the number and type of families that will benefit from the proposed activities	20,000 Sites
	Location Description	This program is available in the CDBG Low and Moderate Income (LMA) Target Areas, with an emphasis in the PBNIS areas.
	Planned Activities	Remove graffiti from private and public properties.
5	<b>Project Name</b>	<b>Graffiti Prevention Program (Mural Restoration)</b>
	<b>Target Area</b>	CDBG Low and Moderate Income (LMA) Target Areas
	<b>Goals Supported</b>	Eliminate Blight and Strengthen Neighborhoods
	<b>Needs Addressed</b>	Public and Supportive Services
	<b>Funding</b>	CDBG: \$10,000

	<b>Description</b>	The Mural Arts Program provides mural restoration at various public facilities such as schools and parks to discourage vandalism and improve the physical exterior of facilities.
	<b>Target Date</b>	6/30/2018
	Estimate the number and type of families that will benefit from the proposed activities	10 Projects
	<b>Location Description</b>	This program is available in the CDBG Low and Moderate Income (LMA) Target Areas.
	<b>Planned Activities</b>	Mural restoration at various public facilities.
<b>6</b>	<b>Project Name</b>	<b>Neighborhood Resource Center</b>
	<b>Target Area</b>	CDBG Low and Moderate Income (LMA) Target Areas
	<b>Goals Supported</b>	Eliminate Blight and Strengthen Neighborhoods
	<b>Needs Addressed</b>	Public and Supportive Services
	<b>Funding</b>	CDBG: \$115,000
	<b>Description</b>	The Neighborhood Resource Center provides administrative and technical training for organizations located within the target zone. A community room and meeting space is also available for organizations.
	<b>Target Date</b>	6/30/2018
	Estimate the number and type of families that will benefit from the proposed activities	10,000 Persons Assisted
	<b>Location Description</b>	This program is available in the CDBG Low and Moderate Income (LMA) Target Areas. Neighborhood Resource Center located at 100 W. Broadway, Suite 550, Long Beach, CA 90802.
<b>Planned Activities</b>	Funds will be used for the operation of the Neighborhood Resource Center, a key neighborhood and community resource and referral point.	
<b>7</b>	<b>Project Name</b>	<b>Neighborhood Leadership Program</b>
	<b>Target Area</b>	CDBG Low and Moderate Income (LMA) Target Areas
	<b>Goals Supported</b>	Eliminate Blight and Strengthen Neighborhoods
	<b>Needs Addressed</b>	Public and Supportive Services
	<b>Funding</b>	CDBG: \$5,000
	<b>Description</b>	The Neighborhood Leadership Program is a six-month training program teaching Target Areas residents the principles of effective leadership and provides examples of how to solve neighborhood problems. Each student must complete a community project.
	<b>Target Date</b>	6/30/2018
	Estimate the number and type of families that will benefit from the proposed activities	30 Persons Assisted

	Location Description	This program is available in the CDBG Low and Moderate Income (LMA) Target Areas.
	Planned Activities	Funds will be used for the program to provide training to students for completing the community projects.
8	<b>Project Name</b>	<b>Multi-Services Center</b>
	<b>Target Area</b>	Citywide
	<b>Goals Supported</b>	Support Activities to End Homelessness
	<b>Needs Addressed</b>	Emergency Shelters and Essential Services
	<b>Funding</b>	CDBG: \$100,000
	<b>Description</b>	The Multi-Service Center (MSC) is one of the Coordinated Entry System hubs used for intake, screening, assessment, and provision of essential services.
	<b>Target Date</b>	6/30/2018
	Estimate the number and type of families that will benefit from the proposed activities	15,000 Persons Assisted
	Location Description	Multi-Service Center located at 1301 West 12th Street, Long Beach, CA 90813
	Planned Activities	Funds will be used for the provision of essential services to individuals and families that are homeless through comprehensive screenings as well as shelter diversion and placement services.
	9	<b>Project Name</b>
<b>Target Area</b>		Citywide
<b>Goals Supported</b>		Eliminate Blight and Strengthen Neighborhoods
<b>Needs Addressed</b>		Public and Supportive Services
<b>Funding</b>		CDBG: \$20,000
<b>Description</b>		Provide services for seniors to complement current senior programming at various City facilities. New services include tax assistance, and home sharing for seniors.
<b>Target Date</b>		6/30/2018
Estimate the number and type of families that will benefit from the proposed activities		2,000 Persons Assisted
Location Description		Citywide
Planned Activities		Tax Assistance for Seniors: Tax assistance to complement current senior programming at various City facilities. Home Sharing for Seniors: By partnering with a senior service organization(s), senior homeowners will be matched with low-income students to cohabitate. Students can provide maintenance and other services to property. Benefits: blight removal, affordability, supplemental income for seniors and mental health. Thorough applicant screening required by senior services organization.



10	<b>Project Name</b>	<b>After School &amp; Weekend Recreation</b>
	<b>Target Area</b>	CDBG Low and Moderate Income (LMA) Target Areas
	<b>Goals Supported</b>	Eliminate Blight and Strengthen Neighborhoods
	<b>Needs Addressed</b>	Public and Supportive Services
	<b>Funding</b>	CDBG: \$390,000
	<b>Description</b>	After School, Weekend, and/or Summer Recreation for youth programs in schools and parks located in designated low/moderate income neighborhoods.
	<b>Target Date</b>	6/30/2018
	Estimate the number and type of families that will benefit from the proposed activities	30,000 Persons Assisted
	Location Description	This program is available to youth and children in the CDBG Low and Moderate Income Target Areas.
	Planned Activities	Funds will be used for after school, weekend and/or summer recreation youth programs.
11	<b>Project Name</b>	<b>Code Enforcement</b>
	<b>Target Area</b>	Place-Based Neighborhood Improvement Strategy Areas
	<b>Goals Supported</b>	Eliminate Blight and Strengthen Neighborhoods
	<b>Needs Addressed</b>	Public and Supportive Services
	<b>Funding</b>	CDBG: \$1,159,551
	<b>Description</b>	The ICE program is a comprehensive code enforcement program to eliminate blight in the Target Areas in conjunction with the Home Improvement Rebate and Commercial Façade Improvement Programs.
	<b>Target Date</b>	6/30/2018
	Estimate the number and type of families that will benefit from the proposed activities	8,000 Housing Units
	Location Description	This program is available in the CDBG Code Enforcement Target Areas, with an emphasis on housing units in the PBNIS areas.
	Planned Activities	The program focuses on bringing all structures within a specific geographic area into compliance with City building, health and safety requirements.
12	<b>Project Name</b>	<b>Code Enforcement (City Attorney)</b>
	<b>Target Area</b>	Place-Based Neighborhood Improvement Strategy Areas
	<b>Goals Supported</b>	Eliminate Blight and Strengthen Neighborhoods
	<b>Needs Addressed</b>	Public and Supportive Services
	<b>Funding</b>	CDBG: \$150,000

	<b>Description</b>	Provides funds for work performed by the City Attorney and City Prosecutor on Code Enforcement cases.
	<b>Target Date</b>	6/30/2018
	Estimate the number and type of families that will benefit from the proposed activities	50 Housing Units
	Location Description	This program is available in the CDBG Code Enforcement Target Areas, with an emphasis on housing units in the PBNIS areas.
	Planned Activities	Provides funds for work performed by the City Attorney and City Prosecutor on Code Enforcement cases.
13	<b>Project Name</b>	<b>Sidewalk Improvement Projects (PW-CIP)</b>
	<b>Target Area</b>	Place-Based Neighborhood Improvement Strategy Areas
	<b>Goals Supported</b>	Eliminate Blight and Strengthen Neighborhoods
	<b>Needs Addressed</b>	Public Facility and Infrastructure Improvements
	<b>Funding</b>	CDBG: \$500,000
	<b>Description</b>	Replaces deteriorated sidewalks to improve and enhance low and moderate income neighborhoods.
	<b>Target Date</b>	6/30/2018
	Estimate the number and type of families that will benefit from the proposed activities	60,000 Square Feet
	Location Description	This program is available in the CDBG Low and Moderate Income (LMA) Target Areas, with an emphasis in the PBNIS areas.
Planned Activities	Replaces deteriorated sidewalks to improve and enhance low and moderate income neighborhoods.	
14	<b>Project Name</b>	<b>Urban Forestry Program</b>
	<b>Target Area</b>	Place-Based Neighborhood Improvement Strategy Areas
	<b>Goals Supported</b>	Eliminate Blight and Strengthen Neighborhoods
	<b>Needs Addressed</b>	Public Facility and Infrastructure Improvements
	<b>Funding</b>	CDBG: \$50,000
	<b>Description</b>	Utilizing neighborhood volunteers, the City will plant and maintain trees along public parkways in target areas. Other grant funds will be leveraged to increase the project accomplishments.
	<b>Target Date</b>	6/30/2018
	Estimate the number and type of families that will benefit from the proposed activities	350 Trees
	Location Description	This program is available in the CDBG Low and Moderate Income (LMA) Target Areas, with an emphasis in the PBNIS areas.

	Planned Activities	Funding will be made available to plant and maintain trees along public parkways in target areas.
15	<b>Project Name</b>	<b>Targeted Place-Making</b>
	<b>Target Area</b>	Place-Based Neighborhood Improvement Strategy Areas
	<b>Goals Supported</b>	Eliminate Blight and Strengthen Neighborhoods
	<b>Needs Addressed</b>	Public Facility and Infrastructure Improvements
	<b>Funding</b>	CDBG: \$733,736
	<b>Description</b>	Projects will create a space for residents to transform areas of liability to places of opportunity for programming and activating neighborhoods. In order to address visual blight and reduce disparities in access to quality public facilities, open space and parks, and infrastructure, priority for projects will be given to spaces in R/ECAPs and PBNIS areas.
	<b>Target Date</b>	6/30/2018
	Estimate the number and type of families that will benefit from the proposed activities	5 Public Facilities
	Location Description	This program is available primarily in the PBNIS areas
	Planned Activities	Funding provided will support potential projects prepared by staff and voted by R/ECAP/PBNIS residents through a Participatory Budgeting process. The City will work with Public Works to design alley and other public infrastructure improvements. Projects will be coordinated and complimented by Light, Quick and Cheap (LQC). LQC focus can be on environment & nature, art installations, street furniture, etc.
16	<b>Project Name</b>	<b>Technical Business Assistance / SBDC Support</b>
	<b>Target Area</b>	CDBG Low and Moderate Income (LMA) Target Areas
	<b>Goals Supported</b>	Expand Economic Opportunities
	<b>Needs Addressed</b>	Business Technical Assistance and Other Programs
	<b>Funding</b>	CDBG: \$110,000
	<b>Description</b>	To provide for the attraction, creation, and expansion of businesses, concentration on low-moderate income areas, especially the creation of low-moderate income jobs. Focus services on small businesses, utilizing bilingual workers to outreach and furnish information about business development and loan programs.
	<b>Target Date</b>	6/30/2018
	Estimate the number and type of families that will benefit from the proposed activities	20 Jobs/500 Businesses
	Location Description	This program is available in the CDBG Low and Moderate Income (LMA) Target Areas

	Planned Activities	CDBG funds are used to assist private for-profit businesses with counseling, development, and expansion. The Small Business Development Center (SBDC) provides services to small and large businesses by supporting new start-ups and promoting growth of existing businesses to provide services and jobs to low and moderate income neighborhoods.
17	<b>Project Name</b>	<b>Business Revitalization Program (Corridor)</b>
	<b>Target Area</b>	Place-Based Neighborhood Improvement Strategy Areas
	<b>Goals Supported</b>	Expand Economic Opportunities
	<b>Needs Addressed</b>	Improved Business Corridors
	<b>Funding</b>	CDBG: \$367,142
	<b>Description</b>	Provides assistance to business along designated corridors within the Place-Based Neighborhood Improvement Strategy Areas to make façade improvements. Improved businesses will enhance services for residents of the areas.
	<b>Target Date</b>	6/30/2018
	Estimate the number and type of families that will benefit from the proposed activities	75 Businesses Assisted
	Location Description	This program is available in the CDBG Low and Moderate Income (LMA) Target Areas, with an emphasis in the PBNIS areas.
	Planned Activities	Provide loans/grants to businesses to make façade improvements.
18	<b>Project Name</b>	<b>Line of Credit Loan Program</b>
	<b>Target Area</b>	Place-Based Neighborhood Improvement Strategy Areas
	<b>Goals Supported</b>	Expand Economic Opportunities
	<b>Needs Addressed</b>	Business Technical Assistance and Other Programs
	<b>Funding</b>	CDBG: \$157,000
	<b>Description</b>	Line of Credit Loan Program specifically designed for small businesses in PBNIS areas that provide direct goods and services to residents. Line of Credit can be used as working-capital to improve stock of high-quality goods.
	<b>Target Date</b>	6/30/2018
	Estimate the number and type of families that will benefit from the proposed activities	3 Businesses
	Location Description	This program is primarily available in the PBNIS areas
	Planned Activities	Provide up to three loans for small businesses in Place-Based Neighborhood Improvement Strategy areas.

19	<b>Project Name</b>	<b>Fair Housing Services</b>
	<b>Target Area</b>	Citywide
	<b>Goals Supported</b>	Promote Fair Housing
	<b>Needs Addressed</b>	Fair Housing Services, Outreach, and Education
	<b>Funding</b>	CDBG: \$85,000
	<b>Description</b>	The Fair Housing Program for the City includes the following programs: Discrimination Complaints – Investigations and disposition; Landlord/Tenant Program – Counseling and dispute resolution; and Education and Outreach Program – Outreach to residents, landlords, apartment managers, and other housing professionals.
	<b>Target Date</b>	6/30/2018
	Estimate the number and type of families that will benefit from the proposed activities	2,000 Persons Assisted
	Location Description	This program is available to all residents, housing providers, and housing professionals citywide.
	Planned Activities	Funds will be used to provide fair housing services to tenants, landlords, and housing professionals.
20	<b>Project Name</b>	<b>Program Administration</b>
	<b>Target Area</b>	Citywide
	<b>Goals Supported</b>	Planning and Program Administration
	<b>Needs Addressed</b>	Management of Grant Funds and Program Delivery
	<b>Funding</b>	CDBG: \$936,484 HOME: \$217,032 ESG: \$36,832
	<b>Description</b>	To provide for the general oversight and management of various grant programs. Work with the Mayor, City Council, Long Beach Community Investment Company, and the community to conceive, develop and administer activities aimed at the improvement of low/moderate income areas and persons.
	<b>Target Date</b>	6/30/2018
	Estimate the number and type of families that will benefit from the proposed activities	Not Applicable
	Location Description	333 West Ocean Blvd., Long Beach, CA 90802
	Planned Activities	Funding administration and planning activities.

21	<b>Project Name</b>	<b>Multi-Family Residential Rehabilitation Loan (CHDO)</b>
	<b>Target Area</b>	Citywide
	<b>Goals Supported</b>	Create and Preserve Affordable Housing
	<b>Needs Addressed</b>	Improved Quality of Aging Housing Stock
	<b>Funding</b>	HOME: \$325,550
	<b>Description</b>	The City works in cooperation with the LBCIC to administer a rehabilitation loan program for multi-family housing. This satisfies the City's 15 percent CHDO requirement for HOME funds.
	<b>Target Date</b>	6/30/2018
	Estimate the number and type of families that will benefit from the proposed activities	3 Housing Units
	Location Description	This program is available to multi-family housing developments citywide.
	Planned Activities	Provide rehabilitation assistance to multi-family housing via a Request for Proposal/Notice of Funding Availability process.
22	<b>Project Name</b>	<b>New Construction/Acquisition and Rehabilitation Program</b>
	<b>Target Area</b>	Citywide
	<b>Goals Supported</b>	Create and Preserve Affordable Housing
	<b>Needs Addressed</b>	New Affordable Housing Opportunities
	<b>Funding</b>	HOME: \$2,432,747
	<b>Description</b>	Provide assistance for the new construction/acquisition/rehabilitation of affordable multi-family housing units.
	<b>Target Date</b>	6/30/2018
	Estimate the number and type of families that will benefit from the proposed activities	40 Housing Units
	Location Description	This program is available citywide
	Planned Activities	Provide funding for the new construction and acquisition/rehabilitation of affordable housing via a Request for Proposal/Notice of Funding Availability process.
23	<b>Project Name</b>	<b>Security/Utility Deposit Assistance</b>
	<b>Target Area</b>	Citywide
	<b>Goals Supported</b>	Create and Preserve Affordable Housing
	<b>Needs Addressed</b>	Housing Assistance
	<b>Funding</b>	HOME: \$195,000

	<b>Description</b>	Security deposit assistance/utility deposit assistance for homeless families seeking permanent shelter. Clients who will be served under this program are usually those that earn below 50% Area Median Family Income (AMI).
	<b>Target Date</b>	6/30/2018
	Estimate the number and type of families that will benefit from the proposed activities	65 Households
	Location Description	This program is available citywide
	Planned Activities	Provide short-term assistance for homeless families to secure permanent housing.
24	<b>Project Name</b>	<b>Emergency Shelter</b>
	<b>Target Area</b>	Citywide
	<b>Goals Supported</b>	Support Activities to End Homelessness
	<b>Needs Addressed</b>	Emergency Shelters and Essential Services
	<b>Funding</b>	ESG: \$239,230
	<b>Description</b>	Activities to maintain operate emergency shelter activities (payment for shelter maintenance, operation, rent, security, fuel, equipment, insurance, utilities, food and furnishings).
	<b>Target Date</b>	6/30/2018
	Estimate the number and type of families that will benefit from the proposed activities	375 Persons
	Location Description	This program is available citywide
Planned Activities	Several agencies in Long Beach provide temporary shelter for homeless families, individuals, and for specific sub-populations of the homeless with an average length of stay of less than 90 days. Homeless households requiring longer than a 90-day stay will be prioritized for direct entry to a transitional shelter. MSC intake staff coordinated discharges from emergency shelters for alternative placement to housing resources.	
25	<b>Project Name</b>	<b>Rapid Re-Housing</b>
	<b>Target Area</b>	Citywide
	<b>Goals Supported</b>	Support Activities to End Homelessness
	<b>Needs Addressed</b>	Rapid Re-Housing
	<b>Funding</b>	ESG: \$159,652
	<b>Description</b>	Provision of housing relocation and stabilization services and short- and medium-term rental assistance to assist homeless people move quickly into permanent housing and achieve stability in that housing.
	<b>Target Date</b>	6/30/2018

	Estimate the number and type of families that will benefit from the proposed activities	30 Persons
	Location Description	This program is available citywide
	Planned Activities	A Housing Coordinator, who is specifically dedicated to assist in the development of community housing resources with in-home case management follow-up, works with homeless individuals and families in permanent housing to sustain long-term independent living. Relationships established with landlords and property management companies help to cultivate the necessary linkages to house homeless individuals and families.
26	<b>Project Name</b>	<b>Street Outreach</b>
	<b>Target Area</b>	Citywide
	<b>Goals Supported</b>	Support Activities to End Homelessness
	<b>Needs Addressed</b>	Emergency Shelters and Essential Services
	<b>Funding</b>	ESG: \$55,519
	<b>Description</b>	Street outreach activities to assess the needs of the homeless and make appropriate referrals for assistance.
	<b>Target Date</b>	6/30/2018
	Estimate the number and type of families that will benefit from the proposed activities	1,500 Persons
	Location Description	This program is available citywide
Planned Activities	Street Outreach provides the critical link between people living on the streets and supportive services. The Continuum of Care has developed a comprehensive approach that is coordinated and integrated to address the varying needs of homeless unsheltered persons.	



## AP-50 Geographic Distribution – 91.220(f)

### Description of the geographic areas of the entitlement (including areas of low-income and minority concentration) where assistance will be directed

The City's strategy is to focus its investment in a most impactful manner by providing significant investments in several older, low income neighborhoods in the City that have been designated as the Place-Based Neighborhood Improvement Strategy (NIS) areas. Five neighborhoods experiencing severe social, physical and economic distress have been designated PBNIS areas by the City Council. The funding for services is principally derived from the Consolidated Plan/Action Plan programs.

### Geographic Distribution

Target Area	Percentage of Funds
Place-Based Neighborhood Improvement Strategy Areas	17.7%
CDBG Low and Moderate Income (LMA) Target Areas	12.8%
Code Enforcement Target Areas	14.1%

Table 58 - Geographic Distribution

### Rationale for the priorities for allocating investments geographically

Criteria for designating as a PBNIS area include, but are not limited to, poverty, income, overcrowding, age of housing stock, unemployment, and education attainment. The PBNIS refocuses City resources to Racial/Ethnic Concentrated Areas of Poverty (R/ECAPs). This strategy provides a coordinated improvement of aging housing units and public improvements. The new approach empowers active Neighborhood Associations in R/ECAPs and adjacent areas and emphasizes a balanced approach that includes place-based and mobility strategies – making investments in the City's R/ECAPs that improve conditions and eliminate disparities in access to opportunity between residents of these neighborhoods and the rest of the Long Beach jurisdiction.

### Discussion

See discussion above.

# Affordable Housing

## AP-55 Affordable Housing – 91.220(g)

### Introduction

The City of Long Beach plans to utilize CDBG and HOME funds to support a number of authorized housing activities, including various residential rehabilitation programs and an affordable housing development program. These activities are expected to provide rehabilitation assistance to three households. In addition, HOME funds have been allocated to assist in the development of 40 affordable rental units through new construction/acquisition and rehabilitation. HOME funds will also be used to provide short-term utility and security deposit assistance to 65 households. ESG will also be used to provide Rapid Re-Housing to 25 households.

One Year Goals for the Number of Households to be Supported	
Homeless	90
Non-Homeless	43
Special-Needs	0
Total	133

Table 59 - One Year Goals for Affordable Housing by Support Requirement

One Year Goals for the Number of Households Supported Through	
Rental Assistance	90
The Production of New Units	20
Rehab of Existing Units	3
Acquisition of Existing Units	20
Total	133

Table 60 - One Year Goals for Affordable Housing by Support Type

### Discussion

See discussion above.

# AP-60 Public Housing – 91.220(h)

## Introduction

The Housing Authority of the County of Los Angeles (HACoLA) owns and operates the only public housing project in Long Beach - the 743-unit Carmelitos Housing Development located in North Long Beach.

### **Actions planned during the next year to address the needs to public housing**

HACoLA receives modernization funds annually from HUD to maintain its public housing stock. The 2013-2017 Public Housing Agency Plan (PHAP) identifies ADA improvements in Carmelitos, including at its various parking lots, elevators, and bathroom and kitchen rehabilitation for the senior units. The City will continue to inform Carmelitos residents about available City programs and will continue to coordinate with HACoLA to increase activities and improve the living conditions of residents.

### **Actions to encourage public housing residents to become more involved in management and participate in homeownership**

The Resident Council at Carmelitos meets with HACoLA staff regularly. The residents, through the Resident Council, are encouraged to take part in determining the needs of their neighborhood by completing various surveys and attending meetings with HACoLA's Resident Initiatives staff. An on-site Service Learning Program provides residents a range of learning opportunities. The Carmelitos Community Garden represents another community partnership to improve the quality of life for public housing residents.

Residents of the Carmelitos public housing development have access to several programs aimed at lifting residents up out of poverty. The Housing Authority of the County of Los Angeles (HACoLA) offers public housing CalWORKS recipients career development and work experience opportunities. A Service Learning Program on-site at Carmelitos provided in conjunction with local universities and colleges offers a range of educational opportunities for residents, with a focus on family literacy, workforce development, and family issues.

### **If the PHA is designated as troubled, describe the manner in which financial assistance will be provided or other assistance**

Not applicable. HACoLA is not identified as a "troubled" agency.

## Discussion

See discussion above.

# AP-65 Homeless and Other Special Needs Activities – 91.220(i)

## Introduction

**Describe the jurisdictions one-year goals and actions for reducing and ending homelessness including: Reaching out to homeless persons (especially unsheltered persons) and assessing their individual needs**

For the FY 2017-2018, the City will continue to implement its ESG program to address the needs of the homeless in the community. Specifically, the City is proposing to allocate ESG funding to the following program components: Street Outreach and Emergency Shelter for reaching out to unsheltered homeless persons.

**Addressing the emergency shelter and transitional housing needs of homeless persons**

For the FY 2017-2018, the ESG program includes funding for Emergency Shelter to address the emergency shelter needs of homeless persons.

**Helping homeless persons (especially chronically homeless individuals and families, families with children, veterans and their families, and unaccompanied youth) make the transition to permanent housing and independent living, including shortening the period of time that individuals and families experience homelessness, facilitating access for homeless individuals and families to affordable housing units, and preventing individuals and families who were recently homeless from becoming homeless again**

For the FY 2017-2018, the City will allocate funding for Rapid Re-Housing and Emergency Shelter programs. In addition, HOME funds will be used to support the Utility/Security Deposit Assistance program to help the homeless or at risk homeless attain permanent housing.

**Helping low-income individuals and families avoid becoming homeless, especially extremely low-income individuals and families and those who are: being discharged from publicly funded institutions and systems of care (such as health care facilities, mental health facilities, foster care and other youth facilities, and corrections programs and institutions); or, receiving assistance from public or private agencies that address housing, health, social services, employment, education, or youth needs**

Several programs and services to be offered by the City will help low income families and individuals avoid becoming homeless. These include:

- Multi-Service Center
- Fair Housing Services
- Utility/Security Deposit Assistance

## Discussion

See discussion above.

# AP-75 Barriers to affordable housing – 91.220(j)

## Introduction

The most critical barrier to affordable housing in Long Beach is that the need for decent and affordable housing far exceeds the City's available resources. With the elimination of redevelopment funds, the City's ability to address its affordable housing needs is seriously compromised. The City values its partnership with nonprofit housing developers in pursuing innovative strategies to addressing the City affordable housing needs, including providing more permanent housing options for the homeless and persons with special needs.

**Actions it planned to remove or ameliorate the negative effects of public policies that serve as barriers to affordable housing such as land use controls, tax policies affecting land, zoning ordinances, building codes, fees and charges, growth limitations, and policies affecting the return on residential investment**

To encourage the development and conservation of affordable housing, the City has adopted several ordinances – a density bonus ordinance, State coastal zone law, as well as various other incentives. These ordinances encourage higher density housing that is affordable to special needs populations and remove potential constraints to development, while preserving affordable units in the coastal zone.

- **Density Incentives** – Long Beach has adopted the State density law to provide up to 35 percent of density bonus to facilitate the development of lower income housing, moderate-income condominiums, and housing for seniors.
- **Waiver of Fees** – In addition to the density bonus, parks and recreation and transportation development fees are waived for affordable housing if the criteria on length of affordability and income/affordability level are met.
- **Relaxed Standards** – In conjunction with the density bonus ordinance, certain development standards may be relaxed if increased density cannot be physically accommodated on the site. This provision follows a priority order specified in the Zoning Code and the applicant must show that the density bonus cannot be achieved with each sequential waiver before the next waiver is allowed. The priority order is:
  1. Percentage of compact parking
  2. Tandem parking design limitations;
  3. Privacy standards;
  4. Private open space;
  5. Common open space;
  6. Height;
  7. Distance between buildings;
  8. Side yard setbacks;
  9. Rear yard setbacks;
  10. Number of parking spaces;
  11. Front setbacks

If the developer believes that with the density bonus and the additional incentives, the provision of lower income housing, moderate income condominiums, or senior citizen housing units is not

financially feasible, then the developer may submit a project pro forma demonstrating the deficiency.

**Discussion**

See discussion above.

DRAFT

## AP-85 Other Actions – 91.220(k)

### Introduction:

#### Actions planned to address obstacles to meeting underserved needs

The extent of housing and community development needs in Long Beach exceeds the City's funding capacity. To utilize its limited funding in the most cost-effective manner, the City targets its investments in the most distressed neighborhoods in the community. Specifically, the City instituted a new Place-Based Neighborhood Improvement Strategy (PBNIS) to coordinate resources for the improvement of targeted areas.

#### Actions planned to foster and maintain affordable housing

The City fosters relationships with for-profit and non-profit housing developers for the new construction of both market rate and affordable housing projects. The City also leverages its resources with private capital in order to develop quality affordable homes for Long Beach residents. For FY 2017-2018, the City has allocated CDBG and HOME funds for the rehabilitation and preservation of its aging housing stock, focusing on multi-unit developments due to limited resources.

#### Actions planned to reduce lead-based paint hazards

The City's lead-based paint (LBP) hazard reduction strategy involves several components.

#### Housing Programs

All CDBG, HOME, and NSP-funded housing programs and projects have incorporated lead-based paint hazard reduction efforts. In addition, the City has complied with federal lead safety requirements, including pre-rehabilitation lead inspections and post-rehabilitation lead clearances. These practices will continue for the federally funded rehabilitation projects under this five-year Consolidated Plan, which estimates lead inspection and/or clearances for approximately 1,400 housing units.

#### Code Enforcement

Code Enforcement uses the Lead Safe Work Practice (LSWP) standards to correct code enforcement violations. Five Code Enforcement employees have obtained the State of California Department of Public Health Lead Inspection Assessor certification.

#### Childhood Lead Poisoning Prevention Program (CLPPP):

The Department of Health and Human Services also manages the CLPPP focusing on case management of children with elevated blood lead levels as defined by the State. This program provides community outreach regarding lead poisoning prevention and the hazards of lead poisoning, as well as information on identifying sources of lead. Health education presentations and materials are provided at community events and meetings. Public Health Nurses (PHNs) provide case management services to children who are referred to the program. Case management services include an interview and lead prevention and nutrition education by PHNs with the parents. The PHNs encourage parents to conduct medical follow-up for children who have lead poisoning. A Registered Environmental Health Specialist provides an environmental inspection including on-site testing and specimen collection for possible sources of lead for

testing by the Health Department Public Health Laboratory. The PHNs also provide outreach and education to parents of children with lower lead levels and to adults who have elevated lead levels.

### **Lead Hazard Control (LHC) Strategy**

In FY 2015, the City of Long Beach received \$3,231,609 from HUD for its Lead-Based Paint Hazard Control Program (LHC) for a three-year period from November 2, 2015 through November 1, 2018. The LHC Program identifies low income residences (with a focus on families with children under six years old), and addresses lead poisoning hazards created by lead-based paint. These may include chipping and peeling paint on walls and exterior surfaces, dust-producing friction surfaces (like doors, cabinets, and windows), and other conditions whereby children and adults are exposed to lead-based paint dust or chips. The program hires painting and construction companies that are certified to work with lead, and families are relocated during the renovations. The program is also responsible for conducting outreach/education events in the community, and training economically disadvantaged people in lead-safe work practices so that they may be hired as part of these renovations.

For FY 2015 – FY 2017, the LHC program outlines the following work program:

- The LCH provides lead-based paint hazard control services for 205 units of pre-1978 constructed affordable housing throughout the City, focusing on areas of highest need, specifically ZIP Codes 90802, 90804, 90806, 90810, and 90813.
- Health Education Specialist educates residents, advises residents of relocation and other responsibilities associated with LHC activities. Inspector / Assessors perform inspections, create report.
- After LHC work is performed by contractor, Inspector/Assessors follow HUD and State of California clearance protocols. Submit samples to certified lab.
- Program manager solicits educational outreach opportunities from city and community groups. Program manager and health educator attend event, provide materials and education, with focus on pregnant women and children under six. Provide lead-safe work practices education for CLPPP events. A new flyer was created to promote the program.
- Program Assistant coordinates with Center for Working Families, City Section 3 coordinator, and local media to recruit low-income residents interested in becoming lead-based paint certified workers. Contract with local certified training company to provide education, certification.

### **Actions planned to reduce the number of poverty-level families**

The challenges associated with poverty–stress, strained family relationships, substandard housing, lower educational attainment, limited employment skills, unaffordable childcare, and transportation difficulties – make it hard for low-income families to obtain and maintain employment, and therefore housing and basic needs. Economic stability can have lasting and measurable benefits for both parents and children.

The City seeks to reduce the number of people living in poverty (extremely low-income households earning less than 30 percent of the AMI) by providing a number of programs including housing assistance, supportive services, economic development assistance, and job training opportunities. The City will continue to leverage opportunities to support funding for



Community Based Development Organizations (CBDOs), and other groups to provide training and employment opportunities to extremely low-income persons.

In collaboration with the Pacific-Gateway Workforce Investment Board (PGWIB), the City will continue to offer outreach and training to poverty level families and individuals. Through the CoC system, the City will work with the PGWIB job-training providers to ensure that low- and moderate-income persons are trained with employable skills with the potential to earn higher wages. The City will also support youth programs that focus on providing youth a positive direction and outlook in life, assisting them in achieving educational and career goals.

In addition, the City's funding (through CDBG and ESG funds) of human service programs for basic needs, food distribution, and case management for homeless and those at risk of homelessness support the goals and strategies of reducing poverty.

#### **Actions planned to develop institutional structure**

The central responsibility for the administration of the Action Plan is assigned to Grants Administration. This agency will coordinate activities among the public and private organizations to realize the prioritized goals of the Annual Action Plan. Extensive public-private partnerships have been established and organized to address the City's housing, homeless, and community development needs. Grants Administration will access, facilitate, and coordinate resource linkages and draw from the immediate sources of expertise in the community to strengthen existing partnerships and develop new collaboratives.

#### **Actions planned to enhance coordination between public and private housing and social service agencies**

The City conducts extensive outreach to engage a wide range of non-profit agencies, groups and organizations to assist in the process of developing the Action Plan. The process includes:

1. Press releases and notices circulated in the City inviting residents to participate in the process.
2. E-mail notification to existing non-profit partners inviting them to participate in the plan process.
3. Public notices advertising the Plan public comment and review period, non-profit application period, and plan adoption hearing.
4. Public application process for non-profit organizations based in the community.
5. Internal application process for City departments.
6. Discussions with departments to identify funding priorities.
7. Discussions of funding and public meetings, including Council meeting.

# Program Specific Requirements

## AP-90 Program Specific Requirements – 91.220(I)(1,2,4)

### Introduction

This section addresses the regulatory requirements of the CDBG, HOME, and ESG programs not covered in the previous sections.

### Community Development Block Grant Program (CDBG)

Reference 24 CFR 91.220(I)(1)

Projects planned with all CDBG funds expected to be available during the year are identified in the Projects Table. The following identifies program income that is available for use that is included in projects to be carried out.

1. The total amount of program income that will have been received before the start of the next program year and that has not yet been reprogrammed	0
2. The amount of proceeds from section 108 loan guarantees that will be used during the year to address the priority needs and specific objectives identified in the grantee's strategic plan	0
3. The amount of surplus funds from urban renewal settlements	0
4. The amount of any grant funds returned to the line of credit for which the planned use has not been included in a prior statement or plan.	0
5. The amount of income from float-funded activities	0
Total Program Income	0

### Other CDBG Requirements

1. The amount of urgent need activities	0
2. The estimated percentage of CDBG funds that will be used for activities that benefit persons of low and moderate income. Overall Benefit - A consecutive period of one, two or three years may be used to determine that a minimum overall benefit of 70% of CDBG funds is used to benefit persons of low and moderate income.	100.00%

### HOME Investment Partnership Program (HOME)

Reference 24 CFR 91.220(I)(2)

**1. A description of other forms of investment being used beyond those identified in Section 92.205 is as follows:**

No other forms of HOME investments beyond those previously described.

**2. A description of the guidelines that will be used for resale or recapture of HOME funds when used for homebuyer activities as required in 92.254, is as follows:**

While the City has not allocated FY 2018 HOME funds for homebuyer assistance, households assisted with HOME-funded homebuyer assistance in the past are subject to the following recapture provisions.

**Homebuyer Activities – Recapture Option**

To ensure long-term affordability, the City will impose a recapture provision, which will allow the City to recycle funds to assist future homebuyers. The City may require additional restrictions, including first-time homebuyer qualifications and affordability requirements, which may be more restrictive than current HOME Program regulations. Examples of current requirements include the following: *f* Total household income cannot exceed low-income limits *f* Must occupy property as the principal residence *f* Required to comply with recapture/resale provisions during the affordability period Additional City Restrictions: *f* Must purchase a home within the City of Long Beach *f* Required to be a first-time homebuyer *f* Complete an approved pre-purchase Homebuyer Workshop

**Recapture Option**

The City of Long Beach will recapture the entire direct HOME if the HOME Program recipient decides to sell the house within the affordability period.

**Enforcement of the Recapture Option**

To enforce the recapture restrictions, the City will record a Deed of Trust against the property. This Agreement will ensure that the full HOME subsidy will be recaptured from the net proceeds of the sale. Where the net proceeds are insufficient to repay both the HOME subsidy plus the homeowner's investment, the City will forgive a prorated share of the HOME subsidy based on occupancy during the affordable period. In such case, the homeowner will not be permitted to recover more than the homeowner's investment.

**3. A description of the guidelines for resale or recapture that ensures the affordability of units acquired with HOME funds? See 24 CFR 92.254(a)(4) are as follows:**

While the City has not allocated FY 2018 HOME funds for homebuyer assistance, households assisted with HOME-funded homebuyer assistance in the past are subject to the following recapture provisions.

**Homebuyer Activities – Recapture Option**

To ensure long-term affordability, the City will impose a recapture provision, which will allow the City to recycle funds to assist future homebuyers. The City may require additional restrictions, including first-time homebuyer qualifications and affordability requirements, which may be more restrictive than current HOME Program regulations. Examples of current requirements include the following: *f* Total household income cannot exceed low-income limits *f* Must occupy property as the principal residence *f* Required to comply with recapture/resale provisions during the affordability period Additional City Restrictions: *f* Must purchase a home within the City of Long Beach *f* Required to be a first-time homebuyer *f* Complete an approved pre-purchase Homebuyer Workshop

## **Recapture Option**

The City of Long Beach will recapture the entire direct HOME if the HOME Program recipient decides to sell the house within the affordability period.

## **Enforcement of the Recapture Option**

To enforce the recapture restrictions, the City will record a Deed of Trust against the property. This Agreement will ensure that the full HOME subsidy will be recaptured from the net proceeds of the sale. Where the net proceeds are insufficient to repay both the HOME subsidy plus the homeowner's investment, the City will forgive a prorated share of the HOME subsidy based on occupancy during the affordable period. In such case, the homeowner will not be permitted to recover more than the homeowner's investment.

**4. Plans for using HOME funds to refinance existing debt secured by multifamily housing that is rehabilitated with HOME funds along with a description of the refinancing guidelines required that will be used under 24 CFR 92.206(b), are as follows:**

### **Refinancing with Rehabilitation Guidelines**

Under certain circumstances, the HOME Investment Partnership Program allows the use of HOME funds for refinancing; however, HUD regulations at 24 CFR 92.206(b) require that "Refinancing Guidelines" be included in the local participating jurisdiction's Consolidated Plan. Subject to certain HUD requirements, the local participating jurisdiction designs its own "Refinancing Guidelines" and includes these guidelines in the Consolidated Plan for public input and HUD review/approval.

The HOME regulations at 24 CFR 92.206(b) allow HOME funds to pay the cost to refinance existing debt secured by housing that is being rehabilitated with HOME funds:

1. For single-family (1 to 4 unit) owner-occupied housing when lending HOME funds to rehabilitate the housing, if the refinancing is necessary to reduce the overall housing costs to the borrower and make the housing more affordable; and
2. For multi-family projects when lending HOME funds to rehabilitate the units, if refinancing is necessary to permit or continue affordability under 24 CFR 92.252. The Participating Jurisdiction (PJ) must establish refinancing guidelines and state them in its Consolidated Plan.

It is the City's understanding, via oral confirmation from HUD Los Angeles Area Office staff, that HUD's intent in the above-stated 24 CFR 92.206 (b) reference to "the cost to refinance existing debt" is not simply to use HOME funds to pay for the lender's costs and fees associated with a refinancing, but also to pay for the refunding in replacing the existing debt with new debt. The following adopted "Refinancing Guidelines" describe the conditions under which the City of Long Beach will use HOME funds in any project proposing to refinance existing debt on a multifamily housing property.

1. May not be used for single-family housing. Although HUD HOME regulations allow HOME funds for refinancing in connection with "single family (one to four units) housing", the City of Long Beach Refinancing Guidelines stipulate that HOME funds to refinance may only be allowed in connection with multi-family housing projects; refinancing may not be allowed with single-family housing. HUD defines "single-family housing" as one to four units, including one owner-occupied unit.

2. HOME funds cannot be used to refinance multifamily loans made or insured by any federal program, including CDBG. This is a HOME regulations requirement at 24 CFR 92.206(b)(2)(vi).
3. HOME funds may not be used to refinance properties that previously received home funding unless the affordability period has expired. This is a HOME regulations requirement. 92 CFR 92.214(a)(7) states that HOME funds may not be used to provide HOME assistance (beyond one year after project completion) to a project previously assisted with HOME funds during the period of affordability established in the original written agreement.
4. Use of HOME funds for refinancing will only be allowed in multi-family projects, which are proposed to be rehabilitated with HOME funds. This is a HOME regulations requirement. 24 CFR 92.206(b) states that HOME funds may be used to pay "the cost to refinance existing debt secured by housing that is being rehabilitated with HOME funds" (emphasis added).
5. The refinancing must be necessary to permit or continue affordability under HOME regulations at 24 CFR 92.252 ("Qualification As Affordable Housing: Rental Housing"). The purpose of the refinancing must be to maintain current affordability and/or create additional affordable units. This is a HOME regulations requirement at 24 CFR 92.206(b)(2).
6. The new investment of HOME funds for refinancing can be made either to maintain current affordable units or to create additional affordable units. Levels of affordability will be, at a minimum, those required by the HOME Program regulations. This guideline is a HOME regulations requirement at 24 CFR 92.206(b)(2)(iii). The Guidelines must "state whether the new investment is being made to maintain current affordable units, create additional affordable units, or both."
7. For those projects which currently have affordable (non-HOME-funded) deed restricted units and which may seek to use HOME Program "Refinancing With Rehabilitation," the requirement to "maintain current affordable units or create additional affordable units" may also be met by increasing the project's current affordability level. For example, an increased affordability level may be achieved by:
  - lowering the existing rent restrictions;
  - increasing the number of affordable/restricted units;
  - extending the term of existing affordability restrictions; or
  - a combination thereof.

The level of additional affordability (if any) will be determined in the context of overall financial feasibility of each financing.

1. Regardless of the amount of HOME funds invested, the minimum affordability period shall be at least 15 years. This is a HOME regulations requirement at 24 CFR 92.206(b)(2) and 24 CFR 92.206(b)(2)(iv). The actual affordability period will be the subject of negotiation on each project.
2. The investment of HOME funds for refinancing will be allowed jurisdiction-wide. Eligible properties must be located in the City of Long Beach. This is a HOME regulations

requirement at 24 CFR 92.206(b)(2)(v), which requires the guidelines to specify whether the investment of HOME funds, for refinancing, will be jurisdiction wide or limited to a specific geographic area, such as a neighborhood identified in a neighborhood revitalization strategy.

3. Whenever HOME funds are used for refinancing, the City of Long Beach staff will require a review of management practices to determine that:
  - "Disinvestment" in the property has not occurred. HUD regulations do not define "disinvestment." Within these Guidelines, the term "disinvestment" shall mean an intentional and avoidable reduction in capital investment, which results in a failure to either construct, maintain or replace capital assets [i.e., buildings, equipment, furnishings, fixtures, property infrastructure, etc] in accordance with the HUD minimum property standards enumerated at 24 CFR 92.251, and as determined by the City of Long Beach staff;
  - The long-term needs of the project can be met; and
  - The feasibility of serving the targeted population over an extended affordability period can be demonstrated.

This is a HOME regulations requirement at 24 CFR 92.206(b)(2)(ii). The City of Long Beach staff will either conduct this review of management practices, or select a consultant (costs to be borne by the owner) to conduct such a review.

4. In any project using HOME funds for "Refinancing With Rehabilitation" the owner(s) would not be allowed to take cash out of the refinancing. However, a reasonable developer fee (which shall be subject to negotiation) for a project would be considered a project expense and would not be considered to be taking cash out of the refinancing. HOME regulations do not allow owners to withdraw cash from the refinancing; 24 CFR 92.205(d) states that only the actual HOME eligible development costs (i.e. costs eligible under 92.206(a), (b), or (c)) of the assisted units may be charged to the HOME program. Neither Sections 92.206(a) or (b) or (c) authorize the retention of refinanced HOME funds by the owner.
5. The minimum amount of HOME funds that can be invested in a project is \$1,000 times the number of HOME-assisted units in the project. This is a HOME regulations requirement.
6. Projects seeking to use HOME funds for "Refinancing With Rehabilitation" \_must be in compliance with all regulations for the HOME Investment Partnership Program at 24 CFR 92.
7. There will be a minimum "required ratio" between rehabilitation and refinancing as follows: within a proposed project up to 85% of the project's HOME funds may be used for refinancing and at least 15% of the project's HOME funds must be used for rehabilitation. The HOME regulations require, at 24 CFR 92.206(b)(2)(i), that whenever HOME funds are used for refinancing, the rehabilitation must be the "primary eligible activity" and that this "primary eligible activity" requirement is met either by establishing a minimum level of rehabilitation per unit or by establishing a "required ratio" \_between rehabilitation and refinancing. HUD HOME regulations do not specify the amount of this "required ratio" and allow the participating jurisdiction to propose the "required ratio."

Staff will determine the ratio based on the amount of HOME funds invested, leverage of HOME funds, and financial feasibility.

8. Under these Guidelines, the property proposing to use HOME for refinancing may only be owned by non-profit owners or by public entities including the Long Beach Housing Development Company. However, there is a prohibition on ownership interests, which are contrary to the HUD conflict of interest prohibitions at 24 CFR 92.356 [HOME "Conflict of Interest"], or 24 CFR 8536 ["Procurement"], or 24 CFR 8442 ["Codes of Conduct"].
9. HUD HOME regulations do not limit property ownership in connection with refinancing. However, under these Guidelines, in order to encourage housing activity by nonprofits, the City of Long Beach has decided to exclude for-profit owners from using HOME funds for "Refinancing With Rehabilitation" and give priority to non-profits which are designated as Community Housing Development Organizations (CHDOs).
10. Loan Terms: These "Refinancing With Rehabilitation Guidelines" are intended to be used in conjunction with other existing HOME-funded programs previously approved by the City of Long Beach ("other City of Long Beach existing HOME programs"). City of Long Beach staff will superimpose these Guidelines onto the "other City of Long Beach existing HOME programs." To the extent that these Guidelines may be inconsistent with the requirements of the "other City of Long Beach existing HOME programs," the more restrictive requirements will apply.
11. These "Refinancing with Rehabilitation Guidelines" are minimum guidelines for conformance with HUD minimum requirements, and they may be subject to further additional restrictions or limitations (including but not limited to funding availability) as determined by the City of Long Beach. These Guidelines serve to obtain HUD's approval of a general framework and create a potential alternative for the City of Long Beach. However, approval of these Guidelines does not create an obligation or requirement that the City of Long Beach will make loans utilizing Refinancing With Rehabilitation. The City of Long Beach is authorized to modify (after notification to HUD) these "Refinancing With Rehabilitation Guidelines" to the extent that any provisions in these "Refinancing With Rehabilitation Guidelines" may be inconsistent with the City of Long Beach current (or future) adopted policies.

## **Emergency Solutions Grant (ESG)**

Reference 91.220(l)(4)

### **1. Include written standards for providing ESG assistance (may include as attachment)**

See Appendix D.

### **2. If the Continuum of Care has established centralized or coordinated assessment system that meets HUD requirements, describe that centralized or coordinated assessment system.**

The Long Beach CoC Coordinated Entry System (CES) is intended to increase and streamline access to housing and services for households experiencing homelessness, to match

appropriate levels of housing and services based on their needs, and to prioritize persons with severe service needs for the most intensive interventions. The Long Beach CES has two designated CES hubs, the Multi-Service Center (MSC) and the Homeless Assistance Program (HAP) Project. The MSC is a unique facility that co-locates social service agencies that provide integrated, centralized assessment and comprehensive services for at-risk and homeless individuals and families in one location. The HAP serves as a satellite CES for the CoC system of care. The HAP provides integrated, centralized assessment and comprehensive services for homeless people, with expertise in working with homeless people with a mental illness and those with a dual diagnosis of mental illness and substance abuse.

The Long Beach CES hubs provide preliminary triage and assessment to determine program eligibility and level of assistance needed. Households are assessed to determine the least level of assistance needed in order to maintain or obtain sustainable housing. CES also prioritizes assistance based on vulnerability and severity of service needs to ensure that people who need assistance the most can receive it in a timely manner.

**3. Identify the process for making sub-awards and describe how the ESG allocation available to private nonprofit organizations (including community and faith-based organizations).**

As the lead agency of the Long Beach CoC, the City competitively funds private nonprofit agencies that provide a broad array of services to address the needs of the men, women, and children experiencing homelessness in Long Beach. A Request For Proposals (RFP) is issued in compliance with procurement requirements and City Council authorization. The City allocates and administers ESG funds to private non profit agencies via executed contracts, as recommended by the Homeless Services Advisory Committee, and as approved by the Mayor and City Council of Long Beach.

**4. If the jurisdiction is unable to meet the homeless participation requirement in 24 CFR 576.405(a), the jurisdiction must specify its plan for reaching out to and consulting with homeless or formerly homeless individuals in considering policies and funding decisions regarding facilities and services funded under ESG.**

The City has a homeless or formerly homeless person serving as a voting member on the Homeless Services Advisory Committee (HSAC). HSAC is an advisory body that was established by City Ordinance in 1988 to commence strategic planning activities to address homelessness in the City. HSAC is comprised of representatives from each of 9 council districts along with two representatives appointed by the Mayor.

**5. Describe performance standards for evaluating ESG.**

The City's ESG allocation complements and contributes to the Long Beach CoC program by providing resources to increase permanent housing placements, reduce the length of homelessness, increase housing retention, and maintain/increase household income.

DHHS developed a performance matrix for evaluation of ESG funds using HMIS data and fiscal performance. HMIS data is used to monitor progress on a monthly basis to ensure compliance with eligibility requirements and effective distribution of the CoC service and housing resources. HMIS will be utilized to track client data and report on outputs and outcomes as required by HUD.



## Discussion

### Consultation with CoC

The City of Long Beach Department of Development Services, Grants Administration manages the Consolidated Planning process for the City and collaborates with the Department of Health and Human Services (DHHS), Bureau of Human Services, Homeless Services Division, which is the City lead for the local Continuum of Care (CoC) jurisdiction. As lead CoC agency since 1995, DHHS competitively funds nonprofit agencies that provide a broad array of services located at the Multi-Service Center (MSC), the Villages at Cabrillo, the Village Integrated Service Agency, and other scattered site programs to address the needs of those experiencing homelessness in Long Beach. The Homeless Services Division administers the following components within the City's Consolidated Plan: Emergency Solutions Grant (ESG) and HOME Move-in Deposit Program. In addition, the Homeless Services Division collaborates directly with the City's Housing Authority to coordinate the CoC Shelter Plus Care projects, Section 8 set aside, and the Veterans Affairs Supportive Housing (VASH) programs for the City.

The Homeless Services Division works closely with the Long Beach CoC stakeholders on a variety of levels, including the development and implementation of funding priorities, performance standards, system-wide policies and procedures, program implementation, and the HMIS. The Homeless Services Officer and MSC Coordinator participate in several advisory boards, including the HSAC, an advisory body appointed by the Long Beach City Council; the Multi-Service Center Advisory Board; and the Villages at Cabrillo Advisory Board. The Homeless Services Officer also hosts regular CoC General Membership and CoC Board meetings to review system-wide coordination. The CoC membership has met in subcommittees to address the following:

- Educational Assurances
- Chronic Homelessness
- Veteran Homelessness
- Discharge Planning
- Homeless Management Information System (HMIS), Data and Performance
- Centralized/Coordinated Intake and Assessment

Requirements for Recipients who plan to use the risk factor under paragraph (1)(iii)(G) of the "at risk of homelessness" definition

The City does not intend to use the risk factor under Paragraph (1)(iii)(G) of the "at risk of homelessness" definition.

## Appendix A: Public Participation

---

A summary of the City's public participation process and comments received is provided on the following pages.

DRAFT

## APPENDIX A: Community Participation

The City of Long Beach conducted an extended, multifaceted outreach process as part of the preparation of this Consolidated Plan. The goal of this overall effort was to reach constituents who normally do not participate in organized outreach efforts. The City's inclusive outreach process included traditional community workshops and alternative methods for engagement, including door-to-door outreach in CDBG-eligible neighborhoods, participatory priority-based budgeting workshops, online surveys in four languages, social media outreach and YouTube videos. All of these efforts were geared towards expanding access to participation by the City's residents. The following information provides details of these outreach efforts.

### A. Community/Neighborhood Workshops and Stakeholder Meetings Overview

The City hosted workshops from August 2016 to January 2017 throughout different areas of Long Beach as part of its community participation efforts for the Consolidated Plan.

**Community Workshops**

Date/Time	Location
Saturday, August 20, 2016, 10:00 am	Cesar E. Chavez Park 401 E. Golden Avenue, Long Beach, CA 90813
Saturday, October 8, 2016, 10:00 am	Martin Luther King Jr. Park 1950 Lemon Avenue, Long Beach, CA 90806
Saturday, October 15, 2016, 10:00 am	Houghton Park 6301 Myrtle Avenue, Long Beach, CA 90805
Saturday, November 5, 2016, 10:00 am	Silverado Park 1545 W. 31 St., Long Beach, CA 90810

The City also conducted door-to-door outreach and attended various neighborhood group and stakeholder meetings. A complete list of dates and locations for these efforts are shown below.

**Door-to-Door Outreach**

Date	Location
Wednesday, August 17, 2016	Cesar E. Chavez Park 401 E. Golden Avenue, Long Beach, CA 90813
Wednesday, August 18, 2016	Cesar E. Chavez Park 401 E. Golden Avenue, Long Beach, CA 90813
Wednesday, October 5, 2016	Martin Luther King Jr. Park 1950 Lemon Avenue, Long Beach, CA 90806
Thursday, October 13, 2016	Houghton Park 6301 Myrtle Avenue, Long Beach, CA 90805
Thursday, November 3, 2016	Silverado Park 1545 W. 31 St., Long Beach, CA 90810

**Neighborhood and Workgroup Workshops  
Prioritizing through a Participatory Budgeting Process (Dot-Voting to Identify Priorities)**

Date/Time	Location
Monday, November 14, 2016, 3:30 pm	Building Healthy Communities Long Beach 920 Atlantic Avenue #102, Long Beach, CA 90813
Wednesday, November 16, 2016, 5:00 pm	Semillas de Esperanza 1594 W. Willow Street, Long Beach, CA 90810
Wednesday, November 16, 2016	Washington School Neighborhood Association 1450 Cedar Ave, Long Beach, CA 90813
Monday, November 28, 2016	North Pine Neighborhood Alliance 701 Pine Ave #473 Long Beach, CA 90813
Saturday, September 24, 2016, 10:00 am	Mayor's Affordable Housing Study Group at Housing Resource Fair and Community Forum Cesar E. Chavez Park 401 E. Golden Avenue, Long Beach, CA 90813
Thursday, January 5, 2017, 7:00 pm	Presentation to Engage Community in Planning Process: Houghton Park Neighborhood Association Meeting
Wednesday, January 11, 2017, 6:30 pm	Presentation to Engage Community in Planning Process: AOC7 Neighborhood Association 1323 Gundy Ave. Long Beach, CA 90813
Wednesday, January 18, 2017, 6:30 pm	St. Francis Neighborhood Association 5885 Downey Ave Long Beach, CA 90805
Thursday, January 19, 2017, 7:00 pm	Deforest Park Neighborhood Association 6255 De Forest Ave Long Beach, CA 90805

## B. Outreach Flyer

# SAVE THE DATE!

## UPCOMING WORKSHOPS TO DEVELOP THE 2018-2022 CONSOLIDATED PLAN

The **Consolidated Plan** describes and prioritizes the City's housing and community development needs, as well as activities to address those needs as defined and funded by the U.S. Department of Housing and Urban Development (HUD). The City is hosting a series of community workshops to provide several opportunities for public input. Join us at one of the following workshops to learn more about the Consolidated Plan.

### UPCOMING WORKSHOPS!

**Downtown Long Beach**  
**Cesar E. Chavez Park**  
**Saturday, August 20, 2016**  
10 AM—12 PM  
401 Golden Ave.  
Long Beach, CA 90802

**North Long Beach**  
**Houghton Park**  
**Saturday, October 15, 2016**  
10 AM—12 PM  
6301 Myrtle Ave.  
Long Beach, CA 90805

**Central Long Beach**  
**Martin Luther King Jr. Park**  
**Saturday, October 8, 2016**  
10 AM—12 PM  
1950 Lemon Ave.  
Long Beach, CA 90806

**West Long Beach**  
**Silverado Park**  
**Saturday, November 5, 2016**  
10 AM—12 PM  
1545 W 31st St.  
Long Beach, CA 90810

Small breakfast will be provided at each meeting.

## TAKE THE COMMUNITY DEVELOPMENT NEEDS SURVEY NOW!

Long Beach residents are encouraged to fill out the survey and share it with neighbors, friends and family. Links to the survey below:

- [https://www.surveymonkey.com/r/LongBeach\\_English\\_CP](https://www.surveymonkey.com/r/LongBeach_English_CP) (English)
- [https://es.surveymonkey.com/r/LongBeach\\_Spanish\\_CP](https://es.surveymonkey.com/r/LongBeach_Spanish_CP) (Spanish)
- [https://www.surveymonkey.com/r/LongBeach\\_Khmer\\_CP](https://www.surveymonkey.com/r/LongBeach_Khmer_CP) (Khmer)
- [https://www.surveymonkey.com/r/LongBeach\\_Tagalog\\_CP](https://www.surveymonkey.com/r/LongBeach_Tagalog_CP) (Tagalog)

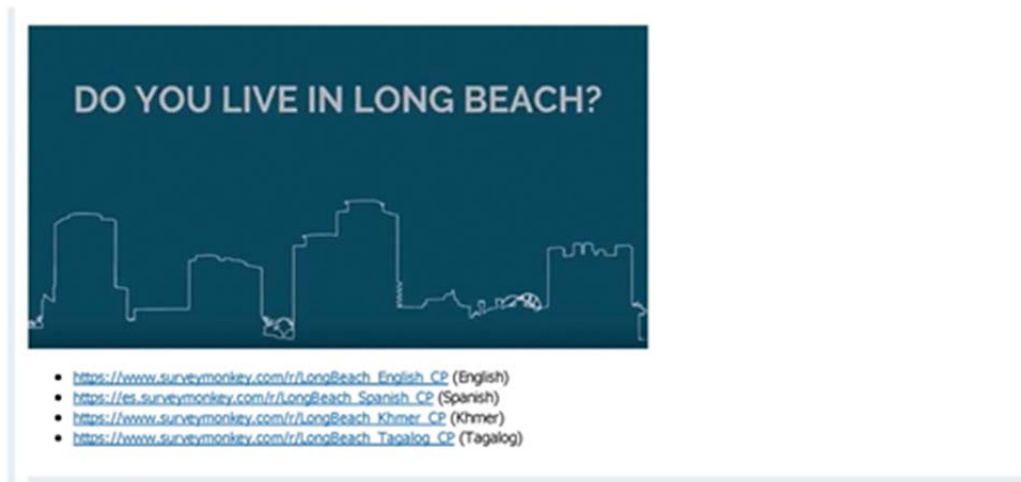
The City of Long Beach intends to provide reasonable accommodations in accordance with the Americans with Disabilities Act of 1990. If a special accommodation is desired, please call Alem Hagos 48 hours prior to the event at (562) 570-7403. This information is available in an alternate format by request at (562) 570-3807.





## C. Outreach Video


Long Beach TV (LBTv) created a video to expand survey outreach efforts. Video was posted on Twitter, Facebook, and Consolidated Plan webpage.

Link: <https://www.youtube.com/watch?v=E5Sm8iq4jCc>



## D. Pictures







## E. Summary of Comments

### **Consolidated Plan Community Workshop: August, 20 2016**

**Location: Cesar E. Chavez Park, 401 E. Golden Avenue, Long Beach, CA 90813**

Affordable Housing – General issues of affordability and housing are important to address for low-income households in the City. The needs of seniors are not being considered, an aging population in need of affordable units.

Homeless Services – Services are needed and should be preventative to assist individuals before they find themselves living on the street. Services should emphasize essentials, mental health, and housing assistance.

### **Consolidated Plan Community Workshop: October 8, 2016**

**Location: Martin Luther K. Jr. Park, 1950 Lemon Ave. Long Beach, CA 90806**

Affordable Housing – It is important to develop affordable rental housing near transit, and throughout the City in a variety of neighborhoods, therefore maximizing housing choice opportunities. Additionally, when developing affordable housing, it is important to emphasize that it is most effective for its residents when it is also tied and has access to important services (social services, employers, transit, education etc.).

Emergency Shelters – Emergency shelters are needed for those seeking shelter from domestic violence. These services can go hand-in-hand with the need for more mental health services.

Economic Development – The City should focus on providing necessary services for those striving to become self-sufficient. In addition, there is a need more high paying jobs so that residents can afford escalating housing prices and cost of living.

Senior Services – Services for the elderly are needed throughout Long Beach, including affordable housing for seniors and disabled seniors.

Public Safety – Issues regarding safety should be addressed, i.e. graffiti and loitering in alleyways; more policing is needed.

\*Additional questions/comments were concerning general application and use of HOME/ESG/CDBG funds (timeline, min/max funds per project, types of projects fundable, etc.)

### **Consolidated Plan Community Workshop: October 15, 2016**

**Location: Houghton Park, 6301 Myrtle Avenue, Long Beach, CA 90805**

Senior Services – The City is in need for increasing additional senior services for the City's aging population and baby boomers, including community facility improvements and senior centers.

Beautification Projects & Code Enforcement – Residents have not been able to upkeep their homes since the market crash, homeowners would benefit from grants for low-income housing repairs and improvements.

Economic Development – Provide technical assistance to new and small businesses, and focus on job creation.

Homeless Services – Early homeless assistance services are need, including early provision of mental health services to those in need, to prevent at-risk households from ending in homelessness.

Legal/Fair Housing Services – Residents are in need of legal advice for responding to eviction notices and understanding tenant rights.

Homebuyer assistance – City residents are in need of homebuyer assistance and homeowner rehabilitation programs; additionally, residents seek access to programs that would provide assistance in lowering their energy bills and joining efficient energy programs (GRID alternatives etc.)

**Consolidated Plan Community Workshop: November 5, 2016**

**Location: Silverado Park, 1545 W. 31 St., Long Beach, CA 90810**

Affordable Housing – Residents are concerned that entitlement funds are majorly used for homeowners, when the majority of households that need assistance are renter households. Low-income households and retired households are suffering the most from the lack of affordable housing.

Economic Development – Emerging small businesses need assistance in maneuvering through the technical procedures involved to get a business started, including the permitting process. Residents would benefit from the development of small business programs and efforts to connect residents and interested start-up businesses to these programs.

**Additional Consolidated Plan Meeting Notes:**

- Contractors build and benefit, tear it down and build again, spending money and tenants suffer.
- Homeless agencies that are not a part of CoC should be supported.
- Homeless individuals fail to appear in court because they don't have addresses—P.O. Box setup.
- Homeless issues: Aged-out of foster care, parolees, mentally ill individuals.
- Incentivizing people to participate in programs.
- Incentivizing the non-profits for providing services or to housing agencies for providing housing, gift cards too.
- Legal services for DV victims, tenant/landlord, courthouse assistance, legal aid.
- Libraries, mail centers, computer training, extended hours.
- Mentally ill individuals are ticketed and harassed by LBPD.

- Multi-use apartment should be established where homeless individuals can pay rent eventually (like dorms).
- Shelters need to be ADA accessible.
- Soft programs are needed, soft programs you can measure and are efficient.
- Speed bumps are needed on the Westside.
- The Multi-Service Center is a good resource.
- “The problem isn’t housing, it’s people!”

DRAFT

## F. Workshop Activity Results

Table A-1: Community Workshop Activity  
Prioritizing through a Participatory Budgeting Process (Dot-Voting to Identify Priorities)

Funding Source	Category	Activity	Votes	%	
CDBG	Community Facility Improvement	Indoor Community Centers	21	13.5%	
		Libraries	19	12.3%	
		Outdoor Parks & Recreation Facilities	73	47.1%	
		Senior Centers	42	27.1%	
	<i>Total # Responses</i>			<b>155</b>	<b>100%</b>
	Public Infrastructure Improvement	Accessibility Improvements	20	12.5%	
		Sidewalk Improvements	27	16.9%	
		Small-Scale Neighborhood Beautification Projects	30	18.7%	
		Street & Alley Improvements	83	51.9%	
	<i>Total # Responses</i>			<b>160</b>	<b>100%</b>
	Neighborhood Improvement	Code Enforcement	50	36.0%	
		Exterior Housing Improvement	68	48.9%	
		Lead-Based Paint Reduction	21	15.1%	
	<i>Total # Responses</i>			<b>139</b>	<b>100%</b>
	Business & Jobs	Business Assistance Programs for Entrepreneurs	22	12.9%	
		Business Corridor Beautification	20	11.7%	
		Business Technical Assistance to Improve or Expand Businesses (Including Access to Capital)	18	10.5%	
		Job Creation	85	49.7%	
		Programs to Attract New or Retain Businesses in Long Beach	26	15.2%	
<i>Total # Responses</i>			<b>171</b>	<b>100%</b>	
CDBG	Public Services	Anti-Crime Programs	60	18.2%	
		Graffiti Removal	19	5.8%	
		Legal Services	21	6.4%	
		Mental Health Services	64	19.5%	
		Senior Services	37	11.2%	
		Services for Disabled	14	4.3%	
		Services for Domestic Violence	31	9.4%	
		Services for Substance Abuse	20	6.1%	
		Youth Services	63	19.1%	
<i>Total # of Responses</i>			<b>329</b>	<b>100%</b>	
ESG	Homeless Services	Emergency Shelters	45	29.0%	

**Table A-1: Community Workshop Activity  
 Prioritizing through a Participatory Budgeting Process (Dot-Voting to Identify Priorities)**

Funding Source	Category	Activity	Votes	%
		Essential Services (Including Homeless Outreach)	47	30.3%
		Transitional Housing	63	40.7%
		<i>Total # of Responses</i>	<b>155</b>	<b>100%</b>
HOME	Housing	Affordable Long-Term Rental Housing (Including Disabled and Senior Housing)	91	52.0%
		Affordable Rental Housing Near Transit	33	18.9%
		Homeowner Financial Assistance	26	14.9%
		Homebuyer Rehabilitation Financial Assistance	11	6.3%
		Rental Security Deposit Assistance (Short-term)	14	8.0%
	<i>Total # of Responses</i>	<b>175</b>	<b>100%</b>	

DRAFT

## G. Summary of Resident Survey Results

A multilingual housing and community needs survey was conducted between March and December 2016 to solicit input from residents, workers, and other stakeholders from the City of Long Beach. The survey was one complementary component of a broader outreach process that included neighborhood and community workshops. The survey provided an optional platform of participation for individuals who did not attend the community workshops. Respondents were informed that the survey results would be incorporated into updates to several housing and community development plans.

English, Spanish, Khmer and Tagalog versions of the survey were produced and distributed in both digital and paper forms. Housing and community development needs were categorized into the following seven topic areas: Community Facilities, Public Services, Public Infrastructure, Special Needs Services, Housing, Special Needs Housing, and Business and Jobs. For subsets of these topic areas, respondents were asked to rate the level of need from 1 through (up to) 8, indicating whether there is a “highest need-1,” or a “lowest need-8.” The survey also collected key demographic information.

The City made an emphasis to provide as many people as possible with the opportunity to complete the survey to share their opinions and concerns. In that regard, the survey results are not a statistically representative sample of the City’s population. Instead, the survey results should be viewed as representing the respondents’ opinions.

### Respondent Profile

A total of 1,005 surveys were collected; 959 in English, 37 in Spanish, six in Khmer, and three in Tagalog. About 28 percent of survey respondents identified as ethnically Hispanic or Latino. Overall, 63 percent of survey respondents identified as racially White. Approximately 19 percent were 65 years of age or older and about 17 percent of survey respondents indicated that they were disabled (Table A-2).

Table A-2: Respondent Profile

1. Please enter your ZIP Code:		
Answer Options	Response Count	
	979	
<i>answered question</i>	976	
<i>skipped question</i>	26	
2. Ethnic Categories (select one):		
Answer Options	Response Percent	Response Count
Hispanic or Latino	27.6%	265
Non-Hispanic or Latino	72.4%	694
<i>answered question</i>	959	
<i>skipped question</i>	46	
3. Racial Categories (select one or more):		

Answer Options	Response Percent	Response Count
American Indian or Alaska Native	1.2%	11
Native Hawaiian or Other Pacific Islander	0.8%	7
Asian	6.3%	58
White	63.2%	580
Black or African-American	12.2%	112
Other (please specify)	16.2%	149
<i>answered question</i>		917
<i>skipped question</i>		88
<b>4. Do you rent or own your home?</b>		
Answer Options	Response Percent	Response Count
Rent	41.2%	399
Own	58.8%	570
<i>answered question</i>		969
<i>skipped question</i>		36
<b>5. Do you currently reside in a subsidized housing unit?</b>		
Answer Options	Response Percent	Response Count
Yes	8.7%	85
No	91.3%	887
<i>answered question</i>		972
<i>skipped question</i>		33
<b>6. Age</b>		
Answer Options	Response Percent	Response Count
18-24	2.6%	25
25-34	15.8%	154
35-44	20.2%	197
45-54	21.4%	209
55-64	21.2%	207
65+	18.8%	183
<i>answered question</i>		975
<i>skipped question</i>		30
<b>7. Do you have a disability?</b>		

Answer Options	Response Percent	Response Count
Yes	16.5%	161
No	83.5%	814
<i>answered question</i>		975
<i>skipped question</i>		30

#### 8. Do you have children under the age of 18 years old in your home?

Answer Options	Response Percent	Response Count
Yes	30.1%	294
No	69.9%	683
<i>answered question</i>		977
<i>skipped question</i>		28

### Overall Needs

The housing and community needs survey asked respondents to rate the level of need for 35 specific improvements within seven topic areas. As previously mentioned, the seven topic areas included Community Facilities, Public Services, Public Infrastructure, Special Needs Services, Housing, Special Needs Housing, and Business and Jobs.

Table A-3 depicts the top rated improvements within each of the seven categories based on a weighted average for each response.<sup>1</sup> (Also, refer to the top responses provided in the workshop activity in Table A-1, which priorities generally coincide with the responses collected through the community needs survey):

- **Outdoor Parks and Recreation Facilities** – Resident's survey responses prioritize investment in park and recreation improvements.
- **Anti-Crime Programs** – Anti-crime programs ranked highest in public service improvements; similarly, the open-ended responses for the survey reiterated a need for the prioritization of safety issues in the City.
- **Street & Alley Improvements** – Residents prioritized street and alley improvements, and specifically made comments regarding the repaving of streets and potholes, installation of new lighting, clean-up of streets and freeway off-ramps.
- **Services for Homeless** – Homeless issues are a major concern for Long Beach residents, and were a frequent topic in the community workshops.
- **Affordable Rental Housing** – Affordable rental housing was the number one housing priority for survey respondents, and mirrors the workshop activity results.
- **Housing for Seniors** – Housing for the City's aging population was also referred to as a top priority during the community outreach process.
- **Programs to Attract New Businesses or Retain Businesses in Long Beach** – Residents prioritized business retention and development, another recurring theme in conversations throughout the community workshops.

<sup>1</sup> Rating Scale questions calculate a weighted average based on the weight assigned to each answer.



Table A-3: Overall Survey Results

9. Community Facilities: Rank the following programs in order of importance to you.		
	Rating Average	Response Count
Indoor Community Centers	2.95	862
Libraries	3.36	862
Outdoor Park & Recreation Facilities	3.68	862
Senior Centers	2.76	862
Other Suggestion (please specify below)	2.25	862
Other (please specify)		424
	<i>answered question</i>	<b>862</b>
	<i>skipped question</i>	<b>143</b>
10. Public Services: Rank the following services in order of importance to you.		
	Rating Average	Response Count
Anti-Crime Programs	5.31	828
Graffiti Removal	3.81	828
Mental Health Services	4.71	828
Legal Services	3.24	828
Senior Services	3.88	828
Youth Services	4.43	828
Other Suggestion (please specify below)	2.62	828
Other (please specify)		363
	<i>answered question</i>	<b>828</b>
	<i>skipped question</i>	<b>177</b>
11. Public Infrastructure: Rank the following needs in order of importance to you.		
	Rating Average	Response Count
Sidewalk Improvements	3.39	810
Street & Alley Improvements	3.73	810
Small-Scale Neighborhood Beautification Projects (Infrastructure Improvement)	3.20	810
Accessibility Improvements	2.61	810
Other Suggestion (please specify below)	2.07	810
Other (please specify)		355
	<i>answered question</i>	<b>810</b>
	<i>skipped question</i>	<b>195</b>
12. Special Needs Services: Rank the following needs in order of importance to you.		
	Rating Average	Response Count
Services Disabled	3.23	797
Services for Domestic Violence	3.20	797
Services for Homeless	3.80	797

Services for Substance Abuse	2.88	797
Other Suggestion (please specify below)	1.90	797
Other (please specify)		294
<i>answered question</i>		797
<i>skipped question</i>		208
<b>13. Housing: Rank the following housing needs in order of importance to you.</b>		
	<b>Rating Average</b>	<b>Response Count</b>
Affordable Rental Housing	5.66	764
Code Enforcement	4.87	764
Rental Housing Rehabilitation Financial Assistance	4.86	764
Homeowners Rehabilitation Financial Assistance	5.18	764
Homebuyer Financial Assistance	4.90	764
Rental Security Deposit Assistance	4.06	764
Lead Testing/Abatement	3.87	764
Other Suggestion (please specify below)	2.59	764
Other (please specify)		263
<i>answered question</i>		764
<i>skipped question</i>		241
<b>14. Special Needs Housing: Rank the following needs in order of importance to you.</b>		
	<b>Rating Average</b>	<b>Response Count</b>
Housing for Disabled	3.85	753
Housing for Seniors	4.12	753
Emergency Shelter for Homeless	3.88	753
Transitional Housing for Homeless	3.65	753
Permanent Housing for Homeless	3.45	753
Other Suggestion (please specify below)	2.05	753
Other (please specify)		248
<i>answered question</i>		753
<i>skipped question</i>		252
<b>15. Business &amp; Jobs: Rank the following programs in order of importance to you.</b>		
	<b>Rating Average</b>	<b>Response Count</b>
Programs to Attract New Businesses or Retain Businesses in Long Beach	4.35	738
Business Assistance Programs for Entrepreneurs	3.91	738
Business Technical Assistance to Improve or Expand Businesses (Including Access to Capital)	3.53	738
Business Corridor Beautification	3.10	738
Create Jobs	4.17	738
Other Suggestion (please specify below)	1.94	738
Other (please specify)		247
<i>answered question</i>		738
<i>skipped question</i>		267

# H. Sign-in Sheets

Cesar E. Chavez Park – August 20, 2016

## Five-Year Consolidated Plan Workshop

August 20, 2016  
 Cesar E. Chavez Park  
 401 Golden Ave.  
 Long Beach, CA 90802

Name	Email	Organization
1. Monika Bjel		At risk Youth ministries
2. Leanna Noble		NONA - No. Pine Neighborhood Alliance
3. Gary Shelton		West Gateway
4. Margaret Hennessy		Plymouth West
5. Mary Alice Sedillo		senior citizens MAIL advisory commission
6. Dimesa T. Whitman		Habitat LA
7. Beverly (Pruitt)		Resident
8. Paquel (Pruitt)		Resident
9. Patricia Williams		Resident
10. Karla Reside		Gray Panthers
11. Harry Havgitjan		R.A.N.
12.		
13.		
14.		
15.		
16.		
17.		
18.		
19.		
20.		



LONG BEACH  
 DEVELOPMENT SERVICES  
 BUILDING A BETTER LONG BEACH



Martin Luther King Jr. Park October 8, 2016

Five-Year Consolidated Plan Workshop

October 8, 2016  
 Martin Luther King Jr. Park  
 1950 Lemon Ave.  
 Long Beach, CA 90806

Name	Email	Organization
1. Oscar Morales		none
2. Sandra Krill		met HLB, UCLB; LRABH
3. Janet Lee		Better Housing for Long Beach.
4. Esther Del Valle		FCO
5. Elaine Hutchison		Better Housing for Long Beach
6. Deborah Lloyd Hill		RTLB
7. Karan Reside		Gray Ridge Park Pacific Tower Towards
8. Jeanette McAlpin		Overground Railroad
9.		
10.		
11.		
12.		
13.		
14.		
15.		
16.		
17.		
18.		
19.		
20.		



Houghton Park – October 15, 2016

Five-Year Consolidated Plan Workshop

October 15, 2016  
 Houghton Park  
 6301 Myrtle Ave.  
 Long Beach, CA 90805

Name	Email	Organization
1. Dennis O'Hoyt	[REDACTED]	resident
2. Stella Ursua		Green Education
3. PATRICK WEITHELS		RESIDENT
4.		
5.		
6.		
7.		
8.		
9.		
10.		
11.		
12.		
13.		
14.		
15.		
16.		
17.		
18.		
19.		
20.		



LONG BEACH  
 DEVELOPMENT SERVICES  
 BUILDING A BETTER LONG BEACH



Silverado Park – November 5, 2016

Five-Year Consolidated Plan Workshop

November 5, 2016  
 Silverado Park  
 1545 W 31st St.  
 Long Beach, CA 90810

Name	Email	Organization
1. <i>Margie Coronel</i>		?
2. <i>Margie Coronel</i>		
3. <i>Terri Goyette</i>		RTLB
4. <i>Bilal Chake</i>		WLBA
5. <i>Janet Lee</i>		phoo.com
6. <i>Elaine Hutchison</i>		
7. <i>Monica Parrilla</i>		Semillas de Esperanza
8. <i>Cecil Hawitt</i>		
9. <i>Eleng Rodriguez</i>		Semillas de Esperanza
10. <i>Yolanda Flores</i>		Semillas de Esperanza
11.		
12.		
13.		
14.		
15.		
16.		
17.		
18.		
19.		
20.		



LONG BEACH  
 DEVELOPMENT SERVICES  
 BUILDING A BETTER LONG BEACH



**Building Healthy Communities Long Beach - November 14, 2016**

**Five-Year Consolidated Plan Workshop**

November 14, 2016  
 Building Healthy Communities- Long Beach  
 920 Atlantic Ave.  
 Long Beach, CA 90813

Name	Email	Organization
1. Micky Salakino		LB Time Exchange
2. Jorge Rivera		LiBRE
3. Nicole Taylor		BHC
4. Brian Ulaszewski		org City Fabrick
5. Pani Sabado		BHC L&E
6. Chhou Ou		The children's clinic
7. Roz Boger		IAM
8. James Suazo		BHC
9. Stella Ursua (C)		
10.		
11.		
12.		
13.		
14.		
15.		
16.		
17.		
18.		
19.		
20.		



LONG BEACH  
 DEVELOPMENT SERVICES  
 BUILDING A BETTER LONG BEACH





*Junta Mensual de Semillas de Esperanza*

**ASISTENCIA DE AGENCIAS**

**FECHA:** Noviembre - 16 - 16

VOTA POR LOS CAMBIOS DEL PLAN DE CONSOLIDADO en LB.

**Tema:** Programa de Reemplazo de tu Vehículo

Nombre:	Apellido:	Telefono:	Agencia:	E-mail. :
Dean Saito				
Elizabeth Salcedo				
Georgina	Gonsen			
Diana	Vasquez			
Jessica	Hernandez			
Maribel	Mireles			
Berenice	Martinez			
Sandra	Zetti			
Hilda Puenas	Duenas			
Eva	Zarate			

*Muchas Gracias por su Participacion lo esperamos el proximo mes con su Informacion.*



**Semillas de Esperanza - November 16, 2016**  
**(Page 2 of 3)**

CONTINUACION DE LA LISTA DE ASISTENCIA DE LOS PARTICIPANTES							
#	Nombre:	Apellido:	Telefono:	Direccion:	Ciudad:	C.P. :	E-mail.:
17.-	ZTIANARY	Martinez					
18.-	Berenice	Martinez					
19.-	Hilda	Duenas					
20.-	Angelica	Munillo					
21.-	Eva	Zarate.					
22.-	Maria	Morales					
23.-	Isaias	Gonzalez					
24.-	Feliciano	Ancuza					
25.-	Leonov	Barron					
26.-							
27.-							
28.-							
29.-							
30.-							
31.-							
32.-							
33.-							
34.-							

**Muchas Gracias por su Participacion; deseamos verlo en la proxima junta**

Semillas de Esperanza - November 16, 2016  
 (Page 3 of 3)

TEMA: Lista Participantes: 16-NOV-16


**CONTINUACION DE LA LISTA DE ASISTENCIA DE LOS PARTICIPANTES**

#	Nombre:	Apellido:	Telefono:	Direccion:	Ciudad:	C.P. :	E-mail.:
17.-	Carmen	Rivera	[REDACTED]	[REDACTED]	[REDACTED]	[REDACTED]	outlook
18.-	Yolanda	Almoraz					mail
19.-	Elena	Rodriguez					com
20.-	Maria	Reyes					com
21.-	Georgina	Gonsou					com
22.-	Jana	Leccia					com
23.-	Leticia	Ros					com
24.-	Sylvia	Vigil					com
25.-	Jorge	Torres					mail
26.-	Marta	Salas					mail
27.-	Elizabeth	Miranda					mail
28.-	Brenda	Salas					
29.-	Bryantia	Arlos					
30.-	Marcos	<del>MAR</del>					
31.-	Rosa	Rodriguez					
32.-	Maribel	Mireles					
33.-	Itzel	Torres					
34.-	Yolanda	Flors					

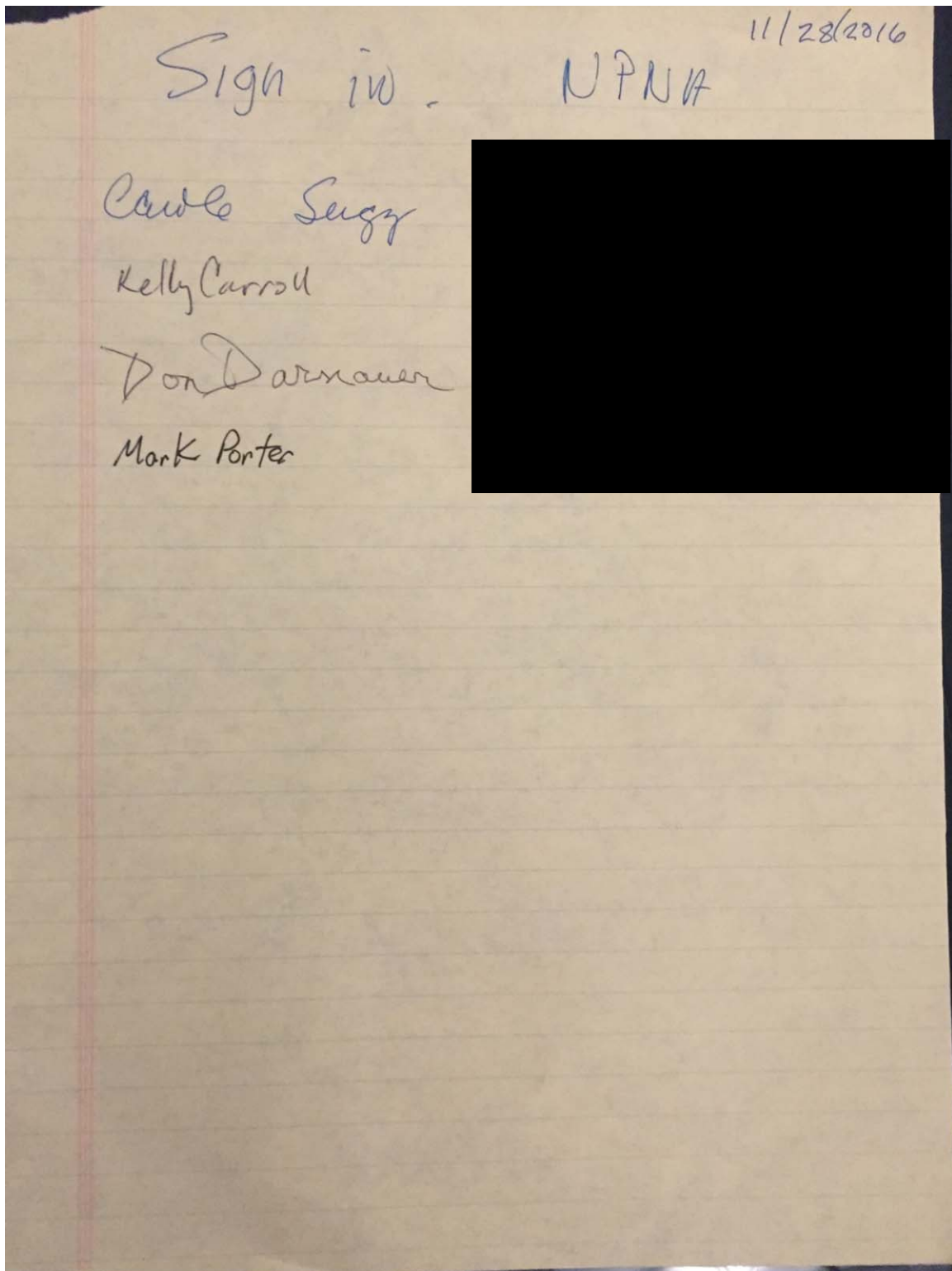
**Muchas Gracias por su Participacion; deseamos verlo en la proxima junta**

Sign In Sheet - WSNA  
11-16-2016

Nombre:	Telefono:
Veronica gomes	
Dionisia Urenda	
Deja Edwards	
Demarri. E.	
Soann	
Sandra Zamora	
Jose Orozco	
Juan Romero	
Jesus Esparza	
Nohemi Orozco	
Lidia Orozco	
Dinesa T Whilman	
Julie Buenrostro	
Gloria Chavez	
Teresa Velazquez	



North Pine Neighborhood Alliance - November 28, 2016  
(Page 1 of 1)



Housing Resource Fair and Community Forum - September 24, 2016  
 (Page 1 of 5)

Housing Resource Fair and Community Forum  
 Sign-In Sheet  
 September 24, 2016

Name	Address	E-mail
Wayne Marchyshyn		
Mercedes M...		
Thy Juan Harris		
Bill Sive		
John Kindred		
Andrew mandujano		
Selene Chasoya		
MARISA Cenicentes		
Virginia Purnell		
MERELL BOYER		
Patricia Chen		
Maria Teresa Guadron		
ESA SIBB		
Rosq Randall		

Housing Resource Fair and Community Forum - September 24, 2016  
 (Page 2 of 5)

Housing Resource Fair and Community Forum

Sign-In Sheet

September 24, 2016

Name	Address	E-mail
John Peyton		
Roxana Bermudez		
JACK SMITH		
ALEXIS E. TROY		
Julia Meenan		
Evangeline Ramirez		
Xavier Vasquez		
Gemma Hernandez		
Elaine Hutchins		
Maria Lopez		
Elizabeth Torres		
Christine Petit		
CHANEL MENAIE		
Yvonne Booth		

Housing Resource Fair and Community Forum - September 24, 2016  
 (Page 3 of 5)

Housing Resource Fair and Community Forum  
 Sign-In Sheet  
 September 24, 2016

Name	Address	E-mail
Josh Butler		
DELOROS CASTILLO		
Joe Vanderhorst		
Darron Taylor		
Austin Meyer		
Rena Castro		
JOSE RIVERA		
Andrew Balboa		
Harry Harbitian		
Margaret Hennessey		
TERRI GRIFFIN		
GEORGE+SUZANNE BUS		
Joe Gamen		
Jeanne Morales		
Amy York		





Housing Resource Fair and Community Forum - September 24, 2016  
 (Page 4 of 5)

Housing Resource Fair and Community Forum

Sign-In Sheet

September 24, 2016


Name	Address	E-mail
GARY SHELTON		
Karen Reside		
Brennon Dixon		
Carlos Villicana		
CARL Myles		
<del>Donna P. Scott</del>		
Est Arnold		
Mary Alice Sedel		
CHERYL PERRY		
Debra Walker		
Theresa Sany		
Richard A. Castle		
Leanna Noble		
Linda Drass		
Skroll		

Housing Resource Fair and Community Forum - September 24, 2016  
(Page 5 of 5)


Housing Resource Fair and Community Forum

Sign-In Sheet

September 24, 2016

Name	Address	E-mail
Hollis Stewart		
Janet Lee		
Mallika Dasanayake		
Berenice Cervantes		
Raquel Cervantes		
Concepcion Espino		
TAMARIS ROBERTS		
Marlee Parizo		


Houghton Park Neighborhood Association - January 5, 2017  
 (Page 1 of 1)



HOUGHTON PARK NEIGHBORHOOD ASSOCIATION MEETING SIGN-IN SHEET			
Meeting Date:	1/5/2017	Place/Room:	HP Multi Purpose
Facilitator:	Becky Rustua		CB Syr Plan
Name	Address	Telephone	E-Mail
Evelyn Casimiro			
Scott Baldwin			
Elizabeth Seleda			
ELAINE SPANN.			
Shawna Stevens			
Cassandra Jablonski			
Karl Osborn			
Dan Pressburg			
Rachel Smyth			
Kameron Talavera			
Eileen Diew			
OTIS HOGON			
Ralph Brooks			

(TOTAL 15)  
 Page 1 of 1  
 Becky Rustua  
 Rusty Rustua

**AOC7 Neighborhood Association – January 11, 2017**  
**(Page 1 of 2)**

  
CITY OF LONG BEACH

NAME Nombre	ADDRESS Direccion	Email Optional
Jean Acevedo		
ROTH PROM		
Ann Toum		
Chan Hopsan		
Tommaso Smerus		
JESUS LOPEZ		
Josephino Villaseñor		
Shayne Whitford		
ALAN PARTLOW		
Andre Beasley		
Rocio Torres		
Cassandra Davis		

**AOC7 Neighborhood Association – January 11, 2017**  
**(Page 2 of 2)**



NAME Nombre	ADDRESS Direccion	Email Optional
Richard Bonaer	[REDACTED]	[REDACTED]

**St. Francis Neighborhood Association – January 18, 2017**  
**(Page 1 of 2)**

Wednesday, January 18, 2017

SAINT FRANCIS PLACE NEIGHBORHOOD  
 COMMUNITY WATCH SIGN-IN SHEET

NAME	ADDRESS	TELEPHONE	E-MAIL ADDRESS
NELLIE RAMOS	[REDACTED]	[REDACTED]	[REDACTED]
Carmela Gutierrez			
Frank Gutierrez			
Peggy Brutsche			
Jacqueline Graves			
Jule Casonhua			
Jill Petrusko			
Todd Hartle			
FRED & MARCIA			
Scott Baldwin			
Bill & Judy Corn			
JAN TURSKI			
• Maria Klaus			



**Deforest Park Neighborhood Association – January 19, 2017**  
**(Page 1 of 1)**


DEFOREST PARK NEIGHBORHOOD ASSOCIATION (DPNA) - Monthly Meeting

Date: 1/19/17

Name (First Last)	Address	Email	Phone Number	Is this your cell phone?	Are you on Facebook?	Would you like to receive text reminders about the DPNA? (No more than 2x/month)
Stephanie Lopez				<input type="checkbox"/>	<input type="checkbox"/>	<input type="checkbox"/>
Steven Fry				<input type="checkbox"/>	<input type="checkbox"/>	<input type="checkbox"/>
Sam Ganna				<input type="checkbox"/>	<input type="checkbox"/>	<input type="checkbox"/>
Susanna Twite				<input type="checkbox"/>	<input checked="" type="checkbox"/>	<input type="checkbox"/>
Darlene Broom				<input type="checkbox"/>	<input checked="" type="checkbox"/>	<input type="checkbox"/>
Keith Oddie				<input type="checkbox"/>	<input checked="" type="checkbox"/>	<input type="checkbox"/>
Soni Oddie				<input type="checkbox"/>	<input checked="" type="checkbox"/>	<input type="checkbox"/>
Ryan Blaze				<input type="checkbox"/>	<input checked="" type="checkbox"/>	<input type="checkbox"/>
Sonny Lomeli				<input type="checkbox"/>	<input checked="" type="checkbox"/>	<input type="checkbox"/>
Corazon Lomeli				<input type="checkbox"/>	<input checked="" type="checkbox"/>	<input type="checkbox"/>
Kris Dejeus				<input type="checkbox"/>	<input checked="" type="checkbox"/>	<input type="checkbox"/>
Tasha Hunter				<input type="checkbox"/>	<input checked="" type="checkbox"/>	<input type="checkbox"/>
Dan Pressburg				<input type="checkbox"/>	<input checked="" type="checkbox"/>	<input type="checkbox"/>
Kahlil Broom				<input type="checkbox"/>	<input type="checkbox"/>	<input type="checkbox"/>
Andrean Jacobs				<input type="checkbox"/>	<input checked="" type="checkbox"/>	<input type="checkbox"/>
Karine Paulan				<input type="checkbox"/>	<input checked="" type="checkbox"/>	<input type="checkbox"/>
				<input type="checkbox"/>	<input type="checkbox"/>	<input type="checkbox"/>
				<input type="checkbox"/>	<input type="checkbox"/>	<input type="checkbox"/>
				<input type="checkbox"/>	<input type="checkbox"/>	<input type="checkbox"/>
				<input type="checkbox"/>	<input type="checkbox"/>	<input type="checkbox"/>



# I. Agendas



Semillas de Esperanza les da la Bienvenida

Miércoles 16 de Noviembre del 2016

**AGENDA**

5:00 – 5:20      Registración y Comida

5:20 – 5:30      Bienvenida e Introducción de Participantes

5:30 - 5:40      Reporte de:

**Policías de West LB**

5:40- 6:10      Presentación del Tema Principal

**Vota para los cambios del Plan Consolidado en Long Beach.**

---

**Informate como puedes calificar para el programa de remplaza, tu vehiculo**

**Orador: Elizabeth Salcedo y Ms. Vásquez Damaris**

6:10 – 6:30      Anuncios en General y Despedida

Dudas o Preguntas

¿Quién Cumpleaños?

**Calendario de las siguientes actividades:**

**FELIZ DIA DE ACCION DE GRACIS, NAVIDAD Y UN PROSPERO ANO NUEVO**

Próxima Junta de Semillas de Esperanza Viernes 6- Enero - 2017

Visitenos en <https://www.Facebook.com/sde.wlb>

**LOS ESPERAMOS EN LA PROXIMA JUNTA INVITA UN AMIGO.**

**Muchas Gracias**

**NOTA:** Semillas de Esperanza y la Iglesia Westside Christian , NO se hacen responsables de los Anuncios, Actividades o Eventos en los que deseen participar o colaborar.

Copies provided FREE of charge  
by the Neighborhood Resource  
Center (562) 570-1010

## J. Community Workshop Presentation

11/28/2016



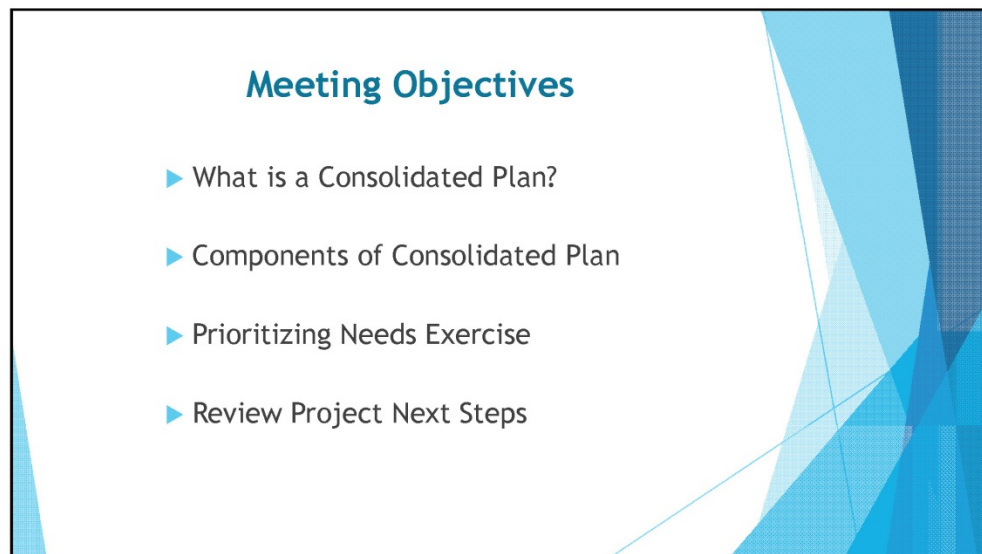
**City of Long Beach  
Consolidated Plan Workshop**

Cesar E. Chavez Park  
August 20, 2016

Presentation by:  
Long Beach Development Services

CITY OF  
**LONG BEACH**

LONG BEACH  
DEVELOPMENT SERVICES  
BUILDING A BETTER LONG BEACH



**Meeting Objectives**

- ▶ What is a Consolidated Plan?
- ▶ Components of Consolidated Plan
- ▶ Prioritizing Needs Exercise
- ▶ Review Project Next Steps

## What is the Consolidated Plan?

- ▶ Required to receive community development and housing funds from HUD
  - ▶ Community Development Block Grants (CDBG)
  - ▶ HOME Investment Partnership (HOME)
  - ▶ Emergency Solutions Grants (ESG)
  
- ▶ A Five-Year Strategic Plan
  - ▶ Includes a needs assessment and a strategic plan (priorities, programs, and projects) to address the identified needs
  
- ▶ An Annual Action Plan
  - ▶ To allocation funding for specific programs and projects consistent with the Strategic Plan

## National Objectives

### Three Broad National Objectives

1. Benefit low and moderate income persons
2. Prevent or eliminate slum and blight
3. Meet an urgent need
  - Existing conditions that post serious and immediate threat to the health and welfare of the community
  - Conditions are recent or recently became urgent (within 18 months)

Develop viable urban community principally for low and moderate income persons through

- ▶ Create decent housing
- ▶ Create suitable living environment
- ▶ Expand economic opportunity

## Consolidated Plan Components

1. Citizen Participation
2. Housing Needs Assessment
3. Housing Market Analysis
4. Five-Year Strategic Plan
5. Annual Action Plan

## Consolidated Plan Components

### 1. Housing Needs Assessment

- ▶ Housing Needs of Long Beach Residents
  - ▶ Based on data including: demographic data, HUD-developed Comprehensive Housing Affordability Strategy (CHAS) data, empirical studies, consultation through citizen participation process
- ▶ Nature and Extent of Homelessness
  - ▶ Chronically homeless
  - ▶ At-risk homeless
- ▶ Housing Needs of Special Needs Groups
  - ▶ Includes elderly, large households, female-headed households, households living in poverty, persons with disabilities, persons with HIV/AIDS, persons with substance abuse issues, and victims of domestic violence

## Consolidated Plan Components

### 2. Housing Market Analysis

- ▶ Housing Growth Trends: Supply and Demand
- ▶ Housing Costs and Affordability
  - ▶ Housing cost burden
- ▶ Housing Conditions
  - ▶ Substandard housing and rehabilitation needs
  - ▶ Lead-based paint hazards
- ▶ Inventory of Affordable Housing
  - ▶ Publicly subsidized affordable rental housing at risk of converting to market-rate housing
- ▶ Inventory of Homeless Shelters and Special Needs Housing

## Consolidated Plan Components

### 3. Strategic Plan

- ▶ Basis for Establishing Priority Needs
- ▶ Identifies Priority Needs and Resources to Meet the Needs
- ▶ Establishes Five-Year Strategy and Quantifiable Objectives
  - ▶ Affordable housing
  - ▶ Community and special needs services
  - ▶ Homeless strategy
  - ▶ Public facility and infrastructure improvements
  - ▶ Economic development
- ▶ Other Actions
  - ▶ Mitigating barriers to affordable housing
  - ▶ Reducing poverty
  - ▶ Leveraging funds
  - ▶ Coordination and collaboration

## Consolidated Plan Components

### 4. Annual Action Plan

- ▶ Application for Funding
- ▶ One-Year “Investment” Plan
  - ▶ Activities to be undertaken
  - ▶ Quantified objectives
- ▶ Relationship between funded activities and the five-year Strategy Plan priorities and objectives
- ▶ Resources available and leveraging

## 5. Citizen Participation

### Needs Assessments

- ▶ The Needs of each area will be prioritized based on the Needs Assessments and Market Analysis, as well as input through Citizen Participation.
  - ▶ Survey
  - ▶ Responses have been received since March. Intake will continue through November.
- ▶ After Needs are identified, they must be prioritized
  - ▶ Needs of the Consolidated Plan are categorized into three broad areas:
    - ▶ Affordable Housing
    - ▶ Community Development
    - ▶ Homelessness

## 5. Citizen Participation

Once a Need is prioritized and it's activities are established:

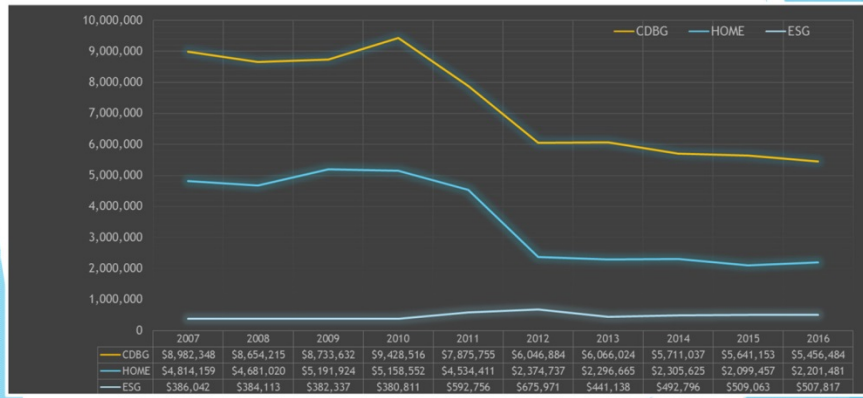
- ▶ The City must determine a goal for each activity. Goals must be:
  - ▶ Specific                      Action-Oriented                      Time-Bound
  - ▶ Measurable                      Realistic
- ▶ The City must identify one Objective and one Outcomes for each activity
- ▶ EXAMPLE - Activity established under Housing Priority Need: Home Improvement Assistance:
  - ▶ **Home Improvement Rebate Program**
    - ▶ Goal - Preserve the existing supply of ownership housing by providing home improvement rebates to 1,000 households.
    - ▶ HUD Objective:  Suitable Living Environment  Decent Housing  
 Economic Opportunities
    - ▶ HUD Outcome:  Availability/Accessibility  Affordability  Sustainability

## Consolidated Plan Components

### Summary

- ▶ The Needs Assessment and Market Analysis will provide an overall picture of the different levels of need in the city and the areas in which funded activities will need to be carried out.
- ▶ The rationale for setting priorities in the Strategic Plan should flow logically from the Needs Assessment, Market Analysis, and Citizen Participation.
- ▶ The goals in the Consolidated Plan and the Annual Action Plan should clearly describe how the grantee plans to use the resources available to address the priority needs.
- ▶ The activities in the Annual Action Plan should be designed to address the goals and priority needs outlined in the Consolidated Plan.

## Funding Trends



## Previous Accomplishments



### TARGETS AND ACCOMPLISHMENTS - HOUSING

Priority Housing Needs		FY 2015 Action Plan Accomplishments			Consolidated Plan Accomplishments		
Funds	Activity	TARGET	ACTUAL	%	TARGET (5-Year)	CURRENT (Thru Year 3)	%
HOME	Multi-Family Residential Rehabilitation Loan Program	50 Affordable Housing Units	54 Affordable Housing Units	108%	250 Affordable Housing Units	223 Affordable Housing Units	89%
HOME	Security/ Utility Deposit Assistance	70 Households	108 Households	154%	350 Households	252 Households	72%
HOME/ Other	Single-Family Residential (Owner-Occupied) Rehabilitation Loan Program	32 Units	17 Units	53%	160 Units	47 Units	29%
CDBG	Code Enforcement Inspections	10,000 Units	16,941 Units	169%	50,000 Units	37,181 Units	74%
CDBG	Code Enforcement Investigations (City Attorney)	50 Cases	77 Cases	154%	250 Cases	292 Cases	117%
CDBG	Fair Housing Assistance	2,000 Persons	2,332 Persons	116%	10,000 Persons	6,925 Persons	69%
CDBG	Home Improvement Rebate Program (Exterior Improvements)	200 Units	229 Units	115%	1,000 Units	676 Units	68%

### TARGETS AND ACCOMPLISHMENTS - HOMELESS PROGRAMS

Priority Homeless Services		FY 2015 Action Plan Accomplishments			Consolidated Plan Accomplishments		
Funds	Activity	TARGET	ACTUAL	%	TARGET (5-Year)	CURRENT (Thru Year 3)	%
CDBG / ESG	Comprehensive Services (Essential) for Homeless Individuals/ Families	20,000 Persons	15,589 Persons	78%	100,000 Persons	63,086 Persons	63%
ESG	Emergency Shelters	375 Persons	1,064 Persons	284%	1,875 Persons	3,409 Persons	182%
ESG	Rapid Re-Housing: Rental Assistance for Homeless Individuals/ Families	50 Households	64 Households	128%	250 Households	67 Households	52%
ESG	Homelessness Prevention Services	250 Persons	37 Persons	15%	1,250 Persons	3,758 Persons	300%
ESG	Non-Profit Collaboration through Homeless Management Information System (HMIS): Data Collection of Homeless Individuals/ Families	6 Agencies	6 Agencies	100%	30 Agencies	18 Agencies	60%

### TARGETS AND ACCOMPLISHMENTS - ECONOMIC DEVELOPMENT PROGRAMS

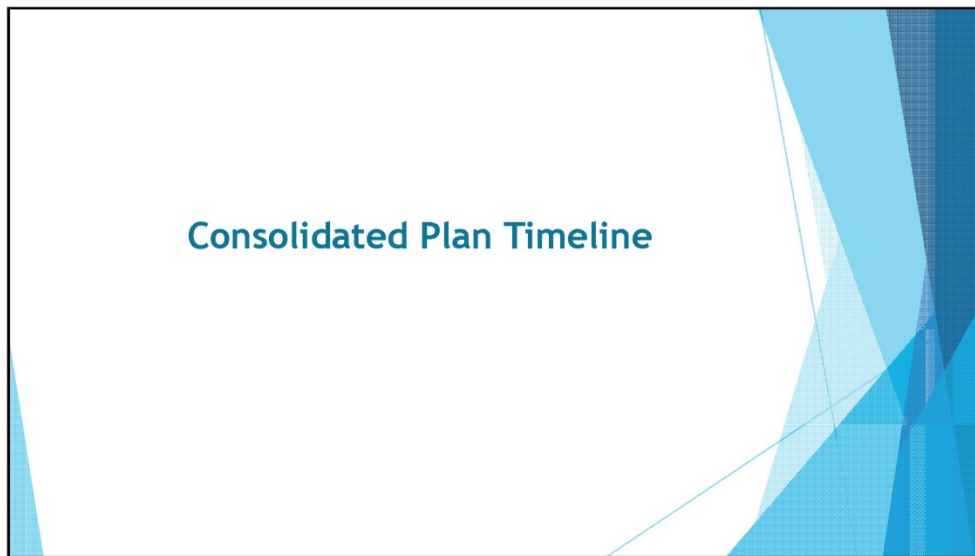
Priority Community Development Needs: Economic Development		FY 2015 Action Plan Accomplishments			Consolidated Plan Accomplishments		
Funds	Activity	TARGET	ACTUAL	%	TARGET (5-Year)	CURRENT (Year 3)	%
CDBG	Storefront Improvements (Small- and Large-Scale)	100 Storefronts	117 Storefronts	117%	500 Storefronts	302 Storefronts	60%
CDBG	Small Business Technical Assistance	500 Businesses	602 Businesses	120%	2,500 Businesses	1,495 Businesses	60%
CDBG	New Job Creation	24 New Jobs	146 New Jobs	608%	120 New Jobs	429 New Jobs	358%
CDBG	Start-Up Small Business Assistance	60 Businesses	32 Businesses	53%	300 Businesses	103 Businesses	34%
CDBG	Youth Job Creation	20 New Jobs - Youth	16 New Jobs - Youth	80%	100 New Jobs - Youth	33 New Jobs - Youth	33%

### TARGETS AND ACCOMPLISHMENTS - PUBLIC INFRASTRUCTURE / FACILITY IMPROVEMENT PROJECTS

Priority Community Development Needs: Public Infrastructure/ Facility		FY 2015 Action Plan Accomplishments			Consolidated Plan Accomplishments		
Funds	Activity	TARGET	ACTUAL	%	TARGET (5-Year)	CURRENT (Year 3)	%
CDBG	Neighborhood Partners Program: Small-Scale Public Infrastructure Projects	10 Projects	7 Projects	70%	50 Projects	20 Projects	40%
CDBG	Urban Forestry (Tree Plantings)	500 Trees	331 Trees	66%	2,500 Trees	1,447 Trees	58%
CDBG	Sidewalk Replacement	80,000 Square Feet	132,105 Square Feet	165%	400,000 Square Feet	371,837 Square Feet	93%
CDBG	Completion of Atlantic Theater Demolition	N/A	N/A	N/A	1 Business	1 Business	100%

### TARGETS AND ACCOMPLISHMENTS - PUBLIC SERVICES

Priority Community Development Needs: Public Service (Goal 3)		FY 2015 Action Plan Accomplishments			Consolidated Plan Accomplishments		
Funds	Activity	TARGET	ACTUAL	%	TARGET (5-Year)	CURRENT (Year 3)	%
CDBG	Neighborhood Leadership Program: Six-Month Training	30 Persons	32 Persons	107%	150 Persons	99 Persons	66%
CDBG	Neighborhood Resource Center	15,000 Residents	31,413 Residents	209%	75,000 Residents	77,604 Residents	103%
CDBG	Mural Restoration	10 Sites	424 Sites	4240%	50 Sites	1,134 Sites	2268%
CDBG	After School and Weekend Recreation for Youth	53,000 Youth	189,854 Youth	358%	265,000 Youth	603,107 Youth	228%
CDBG	Graffiti Removal	30,000 Sites	77,706 Sites	259%	150,000 Sites	221,915 Sites	148%
CDBG	Neighborhood Clean-Ups	N/A	95 Events	N/A	N/A	298 Events	N/A



CONSOLIDATED PLAN DEVELOPMENT				
Date	Time	Day	Activity	Location/ Address
March 2016	-	-	Survey Development (AP)	-
August 20, 2016	10:00 AM	Sat.	Workshop to Engage Community in Planning Process: Cesar E. Chavez Park	401 Golden Ave. Long Beach, CA 90802
September 24, 2016	10:00 AM	Sat.	Housing Resources Fair and Mayor's Forum: Jenny Oropeza Community Center	401 Golden Ave. Long Beach, CA 90802
October 8, 2016	10:00 AM	Sat.	Workshop to Engage Community in Planning Process: Martin Luther King Jr. Park	1950 Lemon Ave. Long Beach, CA 90806
October 15, 2016	10:00 AM	Sat.	Workshop to Engage Community in Planning Process: Houghton Park	6301 Myrtle Ave. Long Beach, CA 90805
November 5, 2016	10:00 AM	Sat.	Workshop to Engage Community in Planning Process: Silverado Park	1545 W 31st St. Long Beach, CA 90810
February 2107	-	TBD	Staff Review of Draft	-
February - March 2017	Evenings	TBD	Various Workshops to Engage Community in Planning Process: Neighborhood Associations TBD	-
March 15, 2017	4:00 PM	Weds.	First Public Hearing Meeting (LBCIC)	333 W. Ocean Blvd., 3rd Floor Conference Room
April 2017	-	TBD	Con Plan Draft Available for 30-Day Review	City Website
April - May 2017	-	TBD	Various Workshops to Review Draft	-
May 2017	4:00 PM	Weds.	Second and Final Public Hearing (LBCIC)	333 W. Ocean Blvd., 3rd Floor Conference Room
June 2017	5:00 PM	Tues.	City Council Approval	333 W. Ocean Blvd. Council Chambers
October 1, 2017	-	Sat.	Submittal Deadline to HUD	-





## Establishing Needs

### 7 Categories of Needs

1. Community Facilities
  - ▶ Parks & Recreation Facilities
  - ▶ Senior Centers
2. Public Services
  - ▶ Youth Services
  - ▶ Senior Services
3. Public Infrastructure
  - ▶ Sidewalk Improvements
  - ▶ Street & Alley Improvements
4. Special Needs Services
  - ▶ Services for Homeless
  - ▶ Services for Domestic Violence
5. Housing
  - ▶ Code Enforcement
  - ▶ Homeowner Rehab Assistance
6. Special Needs Housing
  - ▶ Housing for Seniors
  - ▶ Emergency Shelter for Homeless
7. Business & Jobs
  - ▶ Corridor beautification
  - ▶ Job Creation

# K. Resident Survey (English, Spanish, Khmer, and Tagalog)

## CITY OF LONG BEACH – RESIDENT SURVEY

Fiscal Year 2017 – 2021

### WHAT ARE THE HOUSING AND COMMUNITY DEVELOPMENT NEEDS IN YOUR NEIGHBORHOOD?

The City of Long Beach receives approximately \$5.5 million in Community Development Block Grants (CDBG), \$500,000 in Emergency Solutions Grant (ESG), and \$2.2 million in HOME Investment Partnership grants each year for housing and community development projects. In order to access these funds, the City must develop a five-year plan to assess housing and community development needs. The City wants you to have a voice in how the City invests this money. Please assist us by filling out this survey.

**TELL US SOMETHING ABOUT YOURSELF** (These questions are optional, however, your response will allow us to better serve the community).

Please enter your ZIP Code: \_\_\_\_\_

1. Ethnic Categories (select one):  Hispanic or Latino  Not-Hispanic or Latino
2. Racial Categories (select one or more):
  - American Indian or Alaska Native  Asian  Black or African American
  - Native Hawaiian or Other Pacific Islander  White  Other \_\_\_\_\_
3. Do you rent or own your home?  Rent  Own
4. Do you currently reside in a subsidized housing unit?  YES  NO
5. Age:  18-24  25-34  35-44  45-54  55-64  65+
6. Do you have a disability?  YES  NO
7. Do you have children under the age of 18 years old in your home?  YES  NO

### HOUSING AND COMMUNITY DEVELOPMENT NEEDS SURVEY

(Survey Example)

Community Facilities: Rank the following programs in order of importance to you (1 = highest, 3 = lowest)			
	1	2	3
Indoor Community Centers	<input type="checkbox"/>	<input checked="" type="checkbox"/>	<input type="checkbox"/>
Libraries	<input type="checkbox"/>	<input type="checkbox"/>	<input checked="" type="checkbox"/>
Outdoor Parks & Recreation Facilities	<input checked="" type="checkbox"/>	<input type="checkbox"/>	<input type="checkbox"/>

In the survey example above, this person selected "Park & Recreation Facilities" as the item they would prefer to see improved the most (1 = highest) and "Libraries" as the item they would least prefer to see improved (3 = lowest).

**Please rank each item once.**

Community Facilities: Rank the following facilities in order of importance to you. (1 = highest, 5 = lowest)						Public Services: Rank the following services in order of importance to you. (1 = highest, 7 = lowest)							
	1	2	3	4	5		1	2	3	4	5	6	7
Indoor Community Centers	<input type="checkbox"/>	<input type="checkbox"/>	<input type="checkbox"/>	<input type="checkbox"/>	<input type="checkbox"/>	Anti-Crime Programs	<input type="checkbox"/>	<input type="checkbox"/>	<input type="checkbox"/>	<input type="checkbox"/>	<input type="checkbox"/>	<input type="checkbox"/>	<input type="checkbox"/>
Libraries	<input type="checkbox"/>	<input type="checkbox"/>	<input type="checkbox"/>	<input type="checkbox"/>	<input type="checkbox"/>	Graffiti Removal	<input type="checkbox"/>	<input type="checkbox"/>	<input type="checkbox"/>	<input type="checkbox"/>	<input type="checkbox"/>	<input type="checkbox"/>	<input type="checkbox"/>
Outdoor Parks & Recreation Facilities	<input type="checkbox"/>	<input type="checkbox"/>	<input type="checkbox"/>	<input type="checkbox"/>	<input type="checkbox"/>	Mental Health Services	<input type="checkbox"/>	<input type="checkbox"/>	<input type="checkbox"/>	<input type="checkbox"/>	<input type="checkbox"/>	<input type="checkbox"/>	<input type="checkbox"/>
Senior Centers	<input type="checkbox"/>	<input type="checkbox"/>	<input type="checkbox"/>	<input type="checkbox"/>	<input type="checkbox"/>	Legal Services	<input type="checkbox"/>	<input type="checkbox"/>	<input type="checkbox"/>	<input type="checkbox"/>	<input type="checkbox"/>	<input type="checkbox"/>	<input type="checkbox"/>
_____ (Other Suggestion)	<input type="checkbox"/>	<input type="checkbox"/>	<input type="checkbox"/>	<input type="checkbox"/>	<input type="checkbox"/>	Senior Services	<input type="checkbox"/>	<input type="checkbox"/>	<input type="checkbox"/>	<input type="checkbox"/>	<input type="checkbox"/>	<input type="checkbox"/>	<input type="checkbox"/>
						Youth Services	<input type="checkbox"/>	<input type="checkbox"/>	<input type="checkbox"/>	<input type="checkbox"/>	<input type="checkbox"/>	<input type="checkbox"/>	<input type="checkbox"/>
						_____ (Other Suggestion)	<input type="checkbox"/>	<input type="checkbox"/>	<input type="checkbox"/>	<input type="checkbox"/>	<input type="checkbox"/>	<input type="checkbox"/>	<input type="checkbox"/>

<b>Public Infrastructure:</b> Rank the following needs in order of importance to you. (1 = highest, 5 = lowest)	1	2	3	4	5	<b>Special Needs Services:</b> Rank the following services in order of importance to you. (1 = highest, 5 = lowest)	1	2	3	4	5
Sidewalk Improvements	<input type="checkbox"/>	<input type="checkbox"/>	<input type="checkbox"/>	<input type="checkbox"/>	<input type="checkbox"/>	Services for Disabled	<input type="checkbox"/>	<input type="checkbox"/>	<input type="checkbox"/>	<input type="checkbox"/>	<input type="checkbox"/>
Street & Alley Improvements	<input type="checkbox"/>	<input type="checkbox"/>	<input type="checkbox"/>	<input type="checkbox"/>	<input type="checkbox"/>	Services for Domestic Violence	<input type="checkbox"/>	<input type="checkbox"/>	<input type="checkbox"/>	<input type="checkbox"/>	<input type="checkbox"/>
Small-Scale Neighborhood Beautification Projects (Infrastructure Improvement)	<input type="checkbox"/>	<input type="checkbox"/>	<input type="checkbox"/>	<input type="checkbox"/>	<input type="checkbox"/>	Services for Homeless	<input type="checkbox"/>	<input type="checkbox"/>	<input type="checkbox"/>	<input type="checkbox"/>	<input type="checkbox"/>
Accessibility Improvements	<input type="checkbox"/>	<input type="checkbox"/>	<input type="checkbox"/>	<input type="checkbox"/>	<input type="checkbox"/>	Services for Substance Abuse	<input type="checkbox"/>	<input type="checkbox"/>	<input type="checkbox"/>	<input type="checkbox"/>	<input type="checkbox"/>
_____ (Other Suggestion)	<input type="checkbox"/>	<input type="checkbox"/>	<input type="checkbox"/>	<input type="checkbox"/>	<input type="checkbox"/>	_____ (Other Suggestion)	<input type="checkbox"/>	<input type="checkbox"/>	<input type="checkbox"/>	<input type="checkbox"/>	<input type="checkbox"/>

<b>Housing:</b> Rank the following housing needs in order of importance to you. (1 = highest, 8 = lowest)	1	2	3	4	5	6	7	8	<b>Special Needs Housing:</b> Rank the following needs in order of importance to you. (1 = highest, 6 = lowest)	1	2	3	4	5	6
Affordable Rental Housing Near Transit	<input type="checkbox"/>	<input type="checkbox"/>	<input type="checkbox"/>	<input type="checkbox"/>	<input type="checkbox"/>	<input type="checkbox"/>	<input type="checkbox"/>	<input type="checkbox"/>	Housing for Disabled	<input type="checkbox"/>	<input type="checkbox"/>	<input type="checkbox"/>	<input type="checkbox"/>	<input type="checkbox"/>	<input type="checkbox"/>
Code Enforcement	<input type="checkbox"/>	<input type="checkbox"/>	<input type="checkbox"/>	<input type="checkbox"/>	<input type="checkbox"/>	<input type="checkbox"/>	<input type="checkbox"/>	<input type="checkbox"/>	Housing for Seniors	<input type="checkbox"/>	<input type="checkbox"/>	<input type="checkbox"/>	<input type="checkbox"/>	<input type="checkbox"/>	<input type="checkbox"/>
Rental Housing Rehabilitation Financial Assistance	<input type="checkbox"/>	<input type="checkbox"/>	<input type="checkbox"/>	<input type="checkbox"/>	<input type="checkbox"/>	<input type="checkbox"/>	<input type="checkbox"/>	<input type="checkbox"/>	Emergency Shelter for Homeless	<input type="checkbox"/>	<input type="checkbox"/>	<input type="checkbox"/>	<input type="checkbox"/>	<input type="checkbox"/>	<input type="checkbox"/>
Homeowners Rehabilitation Financial Assistance	<input type="checkbox"/>	<input type="checkbox"/>	<input type="checkbox"/>	<input type="checkbox"/>	<input type="checkbox"/>	<input type="checkbox"/>	<input type="checkbox"/>	<input type="checkbox"/>	Transitional Housing for Homeless	<input type="checkbox"/>	<input type="checkbox"/>	<input type="checkbox"/>	<input type="checkbox"/>	<input type="checkbox"/>	<input type="checkbox"/>
Homebuyer Financial Assistance	<input type="checkbox"/>	<input type="checkbox"/>	<input type="checkbox"/>	<input type="checkbox"/>	<input type="checkbox"/>	<input type="checkbox"/>	<input type="checkbox"/>	<input type="checkbox"/>	Permanent Housing for Homeless	<input type="checkbox"/>	<input type="checkbox"/>	<input type="checkbox"/>	<input type="checkbox"/>	<input type="checkbox"/>	<input type="checkbox"/>
Rental Security Deposit Assistance	<input type="checkbox"/>	<input type="checkbox"/>	<input type="checkbox"/>	<input type="checkbox"/>	<input type="checkbox"/>	<input type="checkbox"/>	<input type="checkbox"/>	<input type="checkbox"/>	_____ (Other Suggestion)	<input type="checkbox"/>	<input type="checkbox"/>	<input type="checkbox"/>	<input type="checkbox"/>	<input type="checkbox"/>	<input type="checkbox"/>
Lead Testing/Abatement	<input type="checkbox"/>	<input type="checkbox"/>	<input type="checkbox"/>	<input type="checkbox"/>	<input type="checkbox"/>	<input type="checkbox"/>	<input type="checkbox"/>	<input type="checkbox"/>							
_____ (Other Suggestion)	<input type="checkbox"/>	<input type="checkbox"/>	<input type="checkbox"/>	<input type="checkbox"/>	<input type="checkbox"/>	<input type="checkbox"/>	<input type="checkbox"/>	<input type="checkbox"/>							

<b>Business &amp; Jobs:</b> Rank the following programs in order of importance to you. (1 = highest, 6 = lowest)	1	2	3	4	5	6
Programs to Attract New or Retain Businesses in Long Beach	<input type="checkbox"/>	<input type="checkbox"/>	<input type="checkbox"/>	<input type="checkbox"/>	<input type="checkbox"/>	<input type="checkbox"/>
Business Assistance Programs for Entrepreneurs	<input type="checkbox"/>	<input type="checkbox"/>	<input type="checkbox"/>	<input type="checkbox"/>	<input type="checkbox"/>	<input type="checkbox"/>
Business Technical Assistance to Improve or Expand Businesses (Including Access to Capital)	<input type="checkbox"/>	<input type="checkbox"/>	<input type="checkbox"/>	<input type="checkbox"/>	<input type="checkbox"/>	<input type="checkbox"/>
Business Corridor Beautification	<input type="checkbox"/>	<input type="checkbox"/>	<input type="checkbox"/>	<input type="checkbox"/>	<input type="checkbox"/>	<input type="checkbox"/>
Create Jobs	<input type="checkbox"/>	<input type="checkbox"/>	<input type="checkbox"/>	<input type="checkbox"/>	<input type="checkbox"/>	<input type="checkbox"/>
_____ (Other Suggestion)	<input type="checkbox"/>	<input type="checkbox"/>	<input type="checkbox"/>	<input type="checkbox"/>	<input type="checkbox"/>	<input type="checkbox"/>

Please write a short comment on both fair housing and community development needs assessment.

---



---

**THANK YOU!** Please return surveys to:  
**Alem S. Hagos, Grants Administration Officer**  
**Long Beach Development Services**  
**333 W. Ocean Boulevard, 3<sup>rd</sup> Floor**  
**Long Beach, CA 90802**

This Survey is also available online at:



**CIUDAD DE LONG BEACH – ENCUESTA PARA RESIDENTES**  
**CUALES SON LAS NECESIDADES DE VIVIENDA Y DESARROLLO**  
**COMUNITARIO EN SU VECINDARIO?**

La Ciudad de Long Beach anualmente recibe aproximadamente \$5.5 millones de los Estados Unidos por el Departamento de Vivienda y Desarrollo Urbano (con siglas en ingles HUD); para ayudar a mejorar nuestra comunidad. Los fondos provienen de tres fuentes de financiación: Community Development Block Grant (CDBG), Emergency Solutions Grant (ESG), y Home Investment Partnership Act (HOME) que otorgan cada año para la vivienda y proyectos de desarrollo para la comunidad. La Ciudad desea escuchar su voz como la Ciudad puede invertir este dinero. Por favor ayúdenos a llenar esta encuesta.

**DIGANOS ALSO SOBRE USTED** (Estas preguntas son opcionales; sin embargo, su respuesta nos permitirá atender mejor a la comunidad).

Por favor anote su código postal: \_\_\_\_\_

1. Categorías étnicas (seleccione una opción):     Hispano o latino                       No hispano o latino
  
2. Categorías raciales (seleccione una o más opciones):
  - Indio americano o Nativo de Alaska                       Asiático             Negro o Afroamericano
  - Nativo de Hawái u otra Isla del Pacifico                       Blanco             Otro \_\_\_\_\_
  
3. ¿Paga renta o es dueño de vivienda?  Renta     Dueño
  
4. ¿Reside en una unidad de vivienda protegida?  SI     NO
  
5. Edad:     18-24     25-34     35-44     45-54     55-64     65+
  
6. ¿Tiene alguna discapacidad?     SI     NO
  
7. ¿Tiene hijos menores de 18 años de edad en su grupo familiar?     SI     NO

**ENCUESTA DE NECESIDADES DE VIVIENDAS Y DESARROLLO DE LA COMUNIDAD**

**Instalaciones Comunitarias (Ejemplo):** Seleccione las siguientes instalaciones en su orden de preferencia. (1 = él más alto, 6 = el más bajo)

	1	2	3
Centros Comunitarios	<input type="checkbox"/>	<input checked="" type="checkbox"/>	<input type="checkbox"/>
Bibliotecas	<input type="checkbox"/>	<input type="checkbox"/>	<input checked="" type="checkbox"/>
Instalaciones de Parques y Recreación	<input checked="" type="checkbox"/>	<input type="checkbox"/>	<input type="checkbox"/>

En el ejemplo de esta encuesta, esta persona eligió "Instalaciones de Parques y Recreación" como el asunto que prefieren ver mejorar más (1 = más alto) y and "Bibliotecas" como el asunto que prefieren menos ver mejorar. **Recuerde que debe seleccionar cada programa una vez.**

<b>Instalaciones Comunitarias:</b> Seleccione las siguientes instalaciones en su orden de preferencia. (1 = él más alto, 5 = el más bajo)	<b>Servicios Públicos:</b> Seleccione los siguientes servicios en su orden de preferencia. (1 = él más alto, 7 = el más bajo)														
<table style="width: 100%; border-collapse: collapse;"> <thead> <tr> <th></th> <th style="text-align: center;">1</th> <th style="text-align: center;">2</th> <th style="text-align: center;">3</th> <th style="text-align: center;">4</th> <th style="text-align: center;">5</th> </tr> </thead> </table>		1	2	3	4	5	<table style="width: 100%; border-collapse: collapse;"> <thead> <tr> <th></th> <th style="text-align: center;">1</th> <th style="text-align: center;">2</th> <th style="text-align: center;">3</th> <th style="text-align: center;">4</th> <th style="text-align: center;">5</th> <th style="text-align: center;">6</th> <th style="text-align: center;">7</th> </tr> </thead> </table>		1	2	3	4	5	6	7
	1	2	3	4	5										
	1	2	3	4	5	6	7								
Centros Comunitarios	<input type="checkbox"/>	<input type="checkbox"/>	<input type="checkbox"/>	<input type="checkbox"/>	<input type="checkbox"/>	Programas Anti Crimen	<input type="checkbox"/>	<input type="checkbox"/>	<input type="checkbox"/>	<input type="checkbox"/>	<input type="checkbox"/>	<input type="checkbox"/>			
Bibliotecas	<input type="checkbox"/>	<input type="checkbox"/>	<input type="checkbox"/>	<input type="checkbox"/>	<input type="checkbox"/>	Remover el Grafito	<input type="checkbox"/>	<input type="checkbox"/>	<input type="checkbox"/>	<input type="checkbox"/>	<input type="checkbox"/>	<input type="checkbox"/>			
Instalaciones de Parques y Recreación	<input type="checkbox"/>	<input type="checkbox"/>	<input type="checkbox"/>	<input type="checkbox"/>	<input type="checkbox"/>	Servicios de Salud Mental	<input type="checkbox"/>	<input type="checkbox"/>	<input type="checkbox"/>	<input type="checkbox"/>	<input type="checkbox"/>	<input type="checkbox"/>			
Centros para Personas Mayores	<input type="checkbox"/>	<input type="checkbox"/>	<input type="checkbox"/>	<input type="checkbox"/>	<input type="checkbox"/>	Servicios Legales	<input type="checkbox"/>	<input type="checkbox"/>	<input type="checkbox"/>	<input type="checkbox"/>	<input type="checkbox"/>	<input type="checkbox"/>			
_____ (otra suggestion)	<input type="checkbox"/>	<input type="checkbox"/>	<input type="checkbox"/>	<input type="checkbox"/>	<input type="checkbox"/>	Servicios para Personas Mayores	<input type="checkbox"/>	<input type="checkbox"/>	<input type="checkbox"/>	<input type="checkbox"/>	<input type="checkbox"/>	<input type="checkbox"/>			
						Servicios para Jovenes	<input type="checkbox"/>	<input type="checkbox"/>	<input type="checkbox"/>	<input type="checkbox"/>	<input type="checkbox"/>	<input type="checkbox"/>			
						_____ (otra suggestion)	<input type="checkbox"/>	<input type="checkbox"/>	<input type="checkbox"/>	<input type="checkbox"/>	<input type="checkbox"/>	<input type="checkbox"/>			



<b>Infraestructura del Vecindario</b> : Seleccione las siguientes necesidades en su orden de preferencia. (1 = él más alto, 5 = el más bajo)						<b>Servicios Especiales</b> : Seleccione las siguientes servicios en su orden de preferencia. (1 = él más alto, 5 = el más bajo)					
	1	2	3	4	5		1	2	3	4	5
Mejoramientos de Banquetas	<input type="checkbox"/>	<input type="checkbox"/>	<input type="checkbox"/>	<input type="checkbox"/>	<input type="checkbox"/>	Servicios para Incapacitados	<input type="checkbox"/>	<input type="checkbox"/>	<input type="checkbox"/>	<input type="checkbox"/>	<input type="checkbox"/>
Mejoramientos de Calles y Callejones	<input type="checkbox"/>	<input type="checkbox"/>	<input type="checkbox"/>	<input type="checkbox"/>	<input type="checkbox"/>	Servicios para Violencia Domestica	<input type="checkbox"/>	<input type="checkbox"/>	<input type="checkbox"/>	<input type="checkbox"/>	<input type="checkbox"/>
Paisajes Urbanos	<input type="checkbox"/>	<input type="checkbox"/>	<input type="checkbox"/>	<input type="checkbox"/>	<input type="checkbox"/>	Servicios para Personas sin Hogar	<input type="checkbox"/>	<input type="checkbox"/>	<input type="checkbox"/>	<input type="checkbox"/>	<input type="checkbox"/>
Mejoramientos de la Accesibilidad para Incapacitados	<input type="checkbox"/>	<input type="checkbox"/>	<input type="checkbox"/>	<input type="checkbox"/>	<input type="checkbox"/>	Servicios para Víctimas de Abuso de Alcol y Drogadicción	<input type="checkbox"/>	<input type="checkbox"/>	<input type="checkbox"/>	<input type="checkbox"/>	<input type="checkbox"/>
_____ (otra sugestion)	<input type="checkbox"/>	<input type="checkbox"/>	<input type="checkbox"/>	<input type="checkbox"/>	<input type="checkbox"/>	_____ (otra sugestion)	<input type="checkbox"/>	<input type="checkbox"/>	<input type="checkbox"/>	<input type="checkbox"/>	<input type="checkbox"/>

<b>Viviendas</b> : Seleccione las siguientes necesidades en su orden de preferencia. (1 = él más alto, 8 = el más bajo)									<b>Viviendas Especiales</b> : Seleccione las siguientes necesidades en su orden de preferencia. (1 = él más alto, 6 = el más bajo)						
	1	2	3	4	5	6	7	8		1	2	3	4	5	6
Renta Razonable para la Vivienda cerda del transito	<input type="checkbox"/>	<input type="checkbox"/>	<input type="checkbox"/>	<input type="checkbox"/>	<input type="checkbox"/>	<input type="checkbox"/>	<input type="checkbox"/>	<input type="checkbox"/>	Vivienda para Incapacitados	<input type="checkbox"/>	<input type="checkbox"/>	<input type="checkbox"/>	<input type="checkbox"/>	<input type="checkbox"/>	<input type="checkbox"/>
Código de Leyes	<input type="checkbox"/>	<input type="checkbox"/>	<input type="checkbox"/>	<input type="checkbox"/>	<input type="checkbox"/>	<input type="checkbox"/>	<input type="checkbox"/>	<input type="checkbox"/>	Vivienda para Personas de Mayor Edad	<input type="checkbox"/>	<input type="checkbox"/>	<input type="checkbox"/>	<input type="checkbox"/>	<input type="checkbox"/>	<input type="checkbox"/>
Asistencia Financiera para Remodelar (Edificios de Renta)	<input type="checkbox"/>	<input type="checkbox"/>	<input type="checkbox"/>	<input type="checkbox"/>	<input type="checkbox"/>	<input type="checkbox"/>	<input type="checkbox"/>	<input type="checkbox"/>	Asilo para Personas sin Hogar	<input type="checkbox"/>	<input type="checkbox"/>	<input type="checkbox"/>	<input type="checkbox"/>	<input type="checkbox"/>	<input type="checkbox"/>
Asistencia Financiera para Remodelar (Casas de Familia)	<input type="checkbox"/>	<input type="checkbox"/>	<input type="checkbox"/>	<input type="checkbox"/>	<input type="checkbox"/>	<input type="checkbox"/>	<input type="checkbox"/>	<input type="checkbox"/>	Viviendas Transitorias para Personas Sin Hogas	<input type="checkbox"/>	<input type="checkbox"/>	<input type="checkbox"/>	<input type="checkbox"/>	<input type="checkbox"/>	<input type="checkbox"/>
Asistencia Financiera para Compradores de Casa	<input type="checkbox"/>	<input type="checkbox"/>	<input type="checkbox"/>	<input type="checkbox"/>	<input type="checkbox"/>	<input type="checkbox"/>	<input type="checkbox"/>	<input type="checkbox"/>	Viviendas Permanentes para Personas Sin Hogar	<input type="checkbox"/>	<input type="checkbox"/>	<input type="checkbox"/>	<input type="checkbox"/>	<input type="checkbox"/>	<input type="checkbox"/>
Asistencia Financiera para Deposito de Seguridad para Rentar	<input type="checkbox"/>	<input type="checkbox"/>	<input type="checkbox"/>	<input type="checkbox"/>	<input type="checkbox"/>	<input type="checkbox"/>	<input type="checkbox"/>	<input type="checkbox"/>	_____ (otra sugestion)	<input type="checkbox"/>	<input type="checkbox"/>	<input type="checkbox"/>	<input type="checkbox"/>	<input type="checkbox"/>	<input type="checkbox"/>
Pruebas de Plomo/ Reducir el Plomo	<input type="checkbox"/>	<input type="checkbox"/>	<input type="checkbox"/>	<input type="checkbox"/>	<input type="checkbox"/>	<input type="checkbox"/>	<input type="checkbox"/>	<input type="checkbox"/>							
_____ (otra sugestion)	<input type="checkbox"/>	<input type="checkbox"/>	<input type="checkbox"/>	<input type="checkbox"/>	<input type="checkbox"/>	<input type="checkbox"/>	<input type="checkbox"/>	<input type="checkbox"/>							

<b>Negocios y Trabajos</b> : Seleccione los siguientes programas en su orden de preferencia (1 = él más alto, 4 = el más bajo)						
	1	2	3	4	5	6
Programas para Atraer Nuevos o Retener Negocios en Long Beach	<input type="checkbox"/>	<input type="checkbox"/>	<input type="checkbox"/>	<input type="checkbox"/>	<input type="checkbox"/>	<input type="checkbox"/>
Programas para Asistir a los Empresarios de Negocios	<input type="checkbox"/>	<input type="checkbox"/>	<input type="checkbox"/>	<input type="checkbox"/>	<input type="checkbox"/>	<input type="checkbox"/>
Asistencia para Mejorar o Ampliar los Negocios (Incluyendo acceso a dinero)	<input type="checkbox"/>	<input type="checkbox"/>	<input type="checkbox"/>	<input type="checkbox"/>	<input type="checkbox"/>	<input type="checkbox"/>
Embellacimiento de Vías de Negocios	<input type="checkbox"/>	<input type="checkbox"/>	<input type="checkbox"/>	<input type="checkbox"/>	<input type="checkbox"/>	<input type="checkbox"/>
Crecimiento de Trabajos	<input type="checkbox"/>	<input type="checkbox"/>	<input type="checkbox"/>	<input type="checkbox"/>	<input type="checkbox"/>	<input type="checkbox"/>
_____ (otra sugestion)	<input type="checkbox"/>	<input type="checkbox"/>	<input type="checkbox"/>	<input type="checkbox"/>	<input type="checkbox"/>	<input type="checkbox"/>

Por favor escriba cualquier cosa necesaria y no mencionada arriba:

---



---

**GRACIAS!** Favor de enviar la encuesta a:

**Alem S. Hagos, Grants Administration Officer**  
**Long Beach Development Services**  
**333 W. Ocean Boulevard, 3<sup>rd</sup> Floor**  
**Long Beach, CA 90802**

Esta encuesta también está disponible en:



## ទីក្រុងឡងប៊ិច - ការស្ទង់មតិប្រជាពលរដ្ឋ

### ឆ្នាំសារពើពន្ធ 2017-2021

#### តើអ្វីទៅជាតម្រូវការអភិវឌ្ឍន៍នៅក្នុងសហគមន៍ និងលំនៅឋានក្នុងសង្កាត់របស់អ្នក?

ទីក្រុងឡងប៊ិចទទួលបានទឹកប្រាក់ប្រមាណ 5.5 លានដុល្លារ ជាជំនួយឥតសំណងគ្មានលក្ខខណ្ឌសម្រាប់ការអភិវឌ្ឍន៍ សហគមន៍ (CDBG) \$500,000 ជាជំនួយឥតសំណងសម្រាប់ដំណោះស្រាយសង្គ្រោះបន្ទាន់ (ESG) និង 2.2 លានដុល្លារ ជាជំនួយឥតសំណងសម្រាប់ភាពជាដៃគូក្នុងការវិនិយោគលំនៅឋាន ជាដើម។ ឆ្នាំសារពើពន្ធសម្រាប់ការអភិវឌ្ឍន៍សហគមន៍ និងលំនៅឋាន ដើម្បីទទួលបានមូលនិធិទាំងនេះ ទីក្រុងត្រូវបង្កើតផែនការសម្រាប់រយៈពេល 5 ឆ្នាំ ដើម្បីវាយតម្លៃលើតម្រូវការអភិវឌ្ឍន៍សហគមន៍ និងលំនៅឋាន។ ទីក្រុងចង់ឱ្យលោកអ្នកចូលរួមក្នុងការសម្រេចចិត្តលើរបៀបនៃការវិនិយោគមូលនិធិទាំងនេះ។ សូមជួយយើងបំពេញការស្ទង់មតិខាងក្រោម។

**សូមណែនាំខ្លួនរបស់អ្នក** (សំណួរទាំងនេះ អាចឆ្លើយក៏បាន អត់ក៏បាន តែទោះជាយ៉ាងណា ចម្លើយរបស់អ្នកនឹងធ្វើឱ្យយើងបម្រើសហគមន៍បានតែប្រសើរឡើង)។

**សូមបញ្ចូលលេខកូដតំបន់របស់អ្នក ៖** \_\_\_\_\_

1. ប្រភេទជាតិពន្ធុ (ជ្រើសរើសមួយ) ៖  អេស្ប៉ាញ ឬ ឡាតាំង  មិនមែនអេស្ប៉ាញ ឬ ឡាតាំង
2. ប្រភេទជាតិសាសន៍ (ជ្រើសរើសមួយ ឬ ច្រើន)៖
  - អាមេរិកាំងឥណ្ឌា ឬ ជនជាតិដើមអាឡាស្កា  អាស៊ី  ជនជាតិស្បែកខ្មៅ ឬ អាហ្វ្រិកអាមេរិកាំង
  - ជនជាតិដើមហាវ៉ៃ ឬ អ្នកនៅលើកោះផ្សេងទៀតនៃមហាសមុទ្រប៉ាស៊ីហ្វិក  ជនជាតិស្បែកស
  - ផ្សេងៗ \_\_\_\_\_
3. តើអ្នកស្នាក់នៅផ្ទះជួល ឬ ផ្ទះផ្ទាល់ខ្លួន?  ផ្ទះជួល  ផ្ទះផ្ទាល់ខ្លួន
4. តើបច្ចុប្បន្ន អ្នកស្នាក់នៅផ្ទះដែលមានការផ្តល់ឧបត្ថម្ភធនឬទេ?  បាទ/ចាស  ទេ
5. អាយុ ៖  18-24  25-34  35-44  45-54  55-64  65+
6. តើអ្នកមានពិការភាពដែរឬទេ?  មាន  គ្មាន
7. តើអ្នកមានកូនអាយុក្រោម 18 ឆ្នាំ នៅផ្ទះជាមួយទេ?  មាន  គ្មាន

#### ការស្ទង់មតិស្តីពីតម្រូវការអភិវឌ្ឍន៍សហគមន៍ និងលំនៅឋាន

(ឧទាហរណ៍នៃការស្ទង់មតិ)

ហេដ្ឋារចនាសម្ព័ន្ធសហគមន៍ ៖ ចាត់ចំណាត់ថ្នាក់កម្រិតខាងក្រោមតាមលំដាប់នៃសារៈសំខាន់ចំពោះអ្នក។ (1 = ខ្ពស់បំផុត, 3 = ទាបបំផុត)	1	2	3
មជ្ឈមណ្ឌលសហគមន៍	<input type="checkbox"/>	<input checked="" type="checkbox"/>	<input type="checkbox"/>
បណ្ណាល័យ	<input type="checkbox"/>	<input type="checkbox"/>	<input checked="" type="checkbox"/>
ហេដ្ឋារចនាសម្ព័ន្ធកន្លែងកំសាន្ត និងឧទ្យាន	<input checked="" type="checkbox"/>	<input type="checkbox"/>	<input type="checkbox"/>

ក្នុងឧទាហរណ៍នៃការស្ទង់មតិខាងលើ គេជ្រើសរើស “ហេដ្ឋារចនាសម្ព័ន្ធកន្លែងកំសាន្ត និងឧទ្យាន” ជាជម្រើសដែលពួកគេចង់ឃើញមានការកែលម្អច្រើនបំផុត (1 = ខ្ពស់បំផុត) និង “បណ្ណាល័យ” ជាជម្រើសដែលពួកគេចង់ឃើញមានការកែលម្អតិចតួចបំផុត (3 = ទាបបំផុត)។

**សូមចាត់ចំណាត់ថ្នាក់ជម្រើសនីមួយៗ។**

ហេដ្ឋារចនាសម្ព័ន្ធសហគមន៍ ៖ ចាត់ចំណាត់ថ្នាក់ហេដ្ឋារចនាសម្ព័ន្ធខាងក្រោមតាមលំដាប់នៃសារៈសំខាន់ចំពោះអ្នក។ (1 = ខ្ពស់បំផុត, 5 = ទាបបំផុត)	1	2	3	4	5		
មជ្ឈមណ្ឌលសហគមន៍	<input type="checkbox"/>	<input type="checkbox"/>	<input type="checkbox"/>	<input type="checkbox"/>	<input type="checkbox"/>		
បណ្ណាល័យ	<input type="checkbox"/>	<input type="checkbox"/>	<input type="checkbox"/>	<input type="checkbox"/>	<input type="checkbox"/>		
ហេដ្ឋារចនាសម្ព័ន្ធកន្លែងកំសាន្ត និងឧទ្យាន	<input type="checkbox"/>	<input type="checkbox"/>	<input type="checkbox"/>	<input type="checkbox"/>	<input type="checkbox"/>		
មជ្ឈមណ្ឌលមនុស្សចាស់ជរា	<input type="checkbox"/>	<input type="checkbox"/>	<input type="checkbox"/>	<input type="checkbox"/>	<input type="checkbox"/>		
(សំណូមពរផ្សេង)	<input type="checkbox"/>	<input type="checkbox"/>	<input type="checkbox"/>	<input type="checkbox"/>	<input type="checkbox"/>		
<b>សេវាសាធារណៈ ៖ ចាត់ចំណាត់ថ្នាក់សេវាខាងក្រោមតាមលំដាប់នៃសារៈសំខាន់ចំពោះអ្នក។ (1 = ខ្ពស់បំផុត, 7 = ទាបបំផុត)</b>							
	1	2	3	4	5	6	7
កម្មវិធីប្រឆាំងឧក្រិដ្ឋកម្ម	<input type="checkbox"/>	<input type="checkbox"/>	<input type="checkbox"/>	<input type="checkbox"/>	<input type="checkbox"/>	<input type="checkbox"/>	<input type="checkbox"/>
ការលុបបំបាត់លើផ្លូវ	<input type="checkbox"/>	<input type="checkbox"/>	<input type="checkbox"/>	<input type="checkbox"/>	<input type="checkbox"/>	<input type="checkbox"/>	<input type="checkbox"/>
សេវាសុខភាពផ្លូវចិត្ត	<input type="checkbox"/>	<input type="checkbox"/>	<input type="checkbox"/>	<input type="checkbox"/>	<input type="checkbox"/>	<input type="checkbox"/>	<input type="checkbox"/>
សេវាច្បាប់	<input type="checkbox"/>	<input type="checkbox"/>	<input type="checkbox"/>	<input type="checkbox"/>	<input type="checkbox"/>	<input type="checkbox"/>	<input type="checkbox"/>
សេវាមនុស្សចាស់ជរា	<input type="checkbox"/>	<input type="checkbox"/>	<input type="checkbox"/>	<input type="checkbox"/>	<input type="checkbox"/>	<input type="checkbox"/>	<input type="checkbox"/>
សេវាយុវជន	<input type="checkbox"/>	<input type="checkbox"/>	<input type="checkbox"/>	<input type="checkbox"/>	<input type="checkbox"/>	<input type="checkbox"/>	<input type="checkbox"/>
(សំណូមពរផ្សេង)	<input type="checkbox"/>	<input type="checkbox"/>	<input type="checkbox"/>	<input type="checkbox"/>	<input type="checkbox"/>	<input type="checkbox"/>	<input type="checkbox"/>

<b>ហេដ្ឋារចនាសម្ព័ន្ធសាធារណៈ ៖</b> ចាត់ចំណាត់ថ្នាក់តម្រូវការខាងក្រោមតាមលំដាប់នៃសារៈសំខាន់ ចំពោះអ្នក។ (1 = ខ្ពស់បំផុត, 5 = ទាបបំផុត)						<b>សេវាតម្រូវការពិសេស ៖</b> ចាត់ចំណាត់ថ្នាក់សេវាខាងក្រោមតាមលំដាប់នៃសារៈសំខាន់ ចំពោះអ្នក។ (1 = ខ្ពស់បំផុត, 5 = ទាបបំផុត)					
	1	2	3	4	5		1	2	3	4	5
ការកែលម្អចិញ្ចឹមផ្លូវ	<input type="checkbox"/>	<input type="checkbox"/>	<input type="checkbox"/>	<input type="checkbox"/>	<input type="checkbox"/>	សេវាសម្រាប់ជនពិការភាព	<input type="checkbox"/>	<input type="checkbox"/>	<input type="checkbox"/>	<input type="checkbox"/>	<input type="checkbox"/>
ការកែលម្អដងផ្លូវ និងច្រកផ្លូវ	<input type="checkbox"/>	<input type="checkbox"/>	<input type="checkbox"/>	<input type="checkbox"/>	<input type="checkbox"/>	សេវាសម្រាប់ អំពើហិង្សាក្នុងគ្រួសារ	<input type="checkbox"/>	<input type="checkbox"/>	<input type="checkbox"/>	<input type="checkbox"/>	<input type="checkbox"/>
គម្រោងកែលម្អសេវាភាពសង្គម ដាក់ទ្រង់ទ្រាយតូច (ការកែលម្អហេដ្ឋារចនាសម្ព័ន្ធ)	<input type="checkbox"/>	<input type="checkbox"/>	<input type="checkbox"/>	<input type="checkbox"/>	<input type="checkbox"/>	សេវាសម្រាប់ជនគ្មានទីជម្រក	<input type="checkbox"/>	<input type="checkbox"/>	<input type="checkbox"/>	<input type="checkbox"/>	<input type="checkbox"/>
ការកែលម្អលទ្ធភាពចូលដល់	<input type="checkbox"/>	<input type="checkbox"/>	<input type="checkbox"/>	<input type="checkbox"/>	<input type="checkbox"/>	សេវាសម្រាប់ការញៀនថ្នាំ/ ស្នា	<input type="checkbox"/>	<input type="checkbox"/>	<input type="checkbox"/>	<input type="checkbox"/>	<input type="checkbox"/>
(សំណូមពរផ្សេង)	<input type="checkbox"/>	<input type="checkbox"/>	<input type="checkbox"/>	<input type="checkbox"/>	<input type="checkbox"/>	(សំណូមពរផ្សេង)	<input type="checkbox"/>	<input type="checkbox"/>	<input type="checkbox"/>	<input type="checkbox"/>	<input type="checkbox"/>

<b>លំនៅឋាន ៖</b> ចាត់ចំណាត់ថ្នាក់តម្រូវការលំនៅឋានខាងក្រោមតាមលំដាប់ នៃសារៈសំខាន់ចំពោះអ្នក។ (1 = ខ្ពស់បំផុត, 8 = ទាបបំផុត)								<b>លំនៅឋានតម្រូវការពិសេស ៖</b> ចាត់ចំណាត់ថ្នាក់តម្រូវការខាងក្រោមតាមលំដាប់ នៃសារៈសំខាន់ចំពោះអ្នក។ (1 = ខ្ពស់បំផុត, 6 = ទាបបំផុត)							
	1	2	3	4	5	6	7	8		1	2	3	4	5	6
លំនៅឋានសម្រាប់ជួលក្នុងតម្លៃសមរម្យជិតផ្លូវឆ្លងកាត់	<input type="checkbox"/>	<input type="checkbox"/>	<input type="checkbox"/>	<input type="checkbox"/>	<input type="checkbox"/>	<input type="checkbox"/>	<input type="checkbox"/>	<input type="checkbox"/>	លំនៅឋានសម្រាប់ជនពិការ	<input type="checkbox"/>	<input type="checkbox"/>	<input type="checkbox"/>	<input type="checkbox"/>	<input type="checkbox"/>	<input type="checkbox"/>
ការអនុវត្តគម្រោង	<input type="checkbox"/>	<input type="checkbox"/>	<input type="checkbox"/>	<input type="checkbox"/>	<input type="checkbox"/>	<input type="checkbox"/>	<input type="checkbox"/>	<input type="checkbox"/>	លំនៅឋានសម្រាប់មនុស្ស ចាស់ជរា	<input type="checkbox"/>	<input type="checkbox"/>	<input type="checkbox"/>	<input type="checkbox"/>	<input type="checkbox"/>	<input type="checkbox"/>
ជំនួយហិរញ្ញវត្ថុសម្រាប់ការស្តារលំនៅឋានផ្ទះជួល	<input type="checkbox"/>	<input type="checkbox"/>	<input type="checkbox"/>	<input type="checkbox"/>	<input type="checkbox"/>	<input type="checkbox"/>	<input type="checkbox"/>	<input type="checkbox"/>	ជម្រកសង្គ្រោះបន្ទាន់ សម្រាប់ជនគ្មានទីជម្រក	<input type="checkbox"/>	<input type="checkbox"/>	<input type="checkbox"/>	<input type="checkbox"/>	<input type="checkbox"/>	<input type="checkbox"/>
ជំនួយហិរញ្ញវត្ថុសម្រាប់ការស្តារលំនៅឋានម្ចាស់ផ្ទះ	<input type="checkbox"/>	<input type="checkbox"/>	<input type="checkbox"/>	<input type="checkbox"/>	<input type="checkbox"/>	<input type="checkbox"/>	<input type="checkbox"/>	<input type="checkbox"/>	លំនៅឋានបណ្តោះអាសន្ន សម្រាប់ជនគ្មានទីជម្រក	<input type="checkbox"/>	<input type="checkbox"/>	<input type="checkbox"/>	<input type="checkbox"/>	<input type="checkbox"/>	<input type="checkbox"/>
ជំនួយហិរញ្ញវត្ថុសម្រាប់អ្នកទីញផ្ទះ	<input type="checkbox"/>	<input type="checkbox"/>	<input type="checkbox"/>	<input type="checkbox"/>	<input type="checkbox"/>	<input type="checkbox"/>	<input type="checkbox"/>	<input type="checkbox"/>	លំនៅឋានអចិន្ត្រៃយ៍ សម្រាប់ជនគ្មានទីជម្រក	<input type="checkbox"/>	<input type="checkbox"/>	<input type="checkbox"/>	<input type="checkbox"/>	<input type="checkbox"/>	<input type="checkbox"/>
ជំនួយប្រាក់កក់ផ្ទះជួល	<input type="checkbox"/>	<input type="checkbox"/>	<input type="checkbox"/>	<input type="checkbox"/>	<input type="checkbox"/>	<input type="checkbox"/>	<input type="checkbox"/>	<input type="checkbox"/>	(សំណូមពរផ្សេង)	<input type="checkbox"/>	<input type="checkbox"/>	<input type="checkbox"/>	<input type="checkbox"/>	<input type="checkbox"/>	<input type="checkbox"/>
ការធ្វើតេស្ត/ការបំបាត់សំណ	<input type="checkbox"/>	<input type="checkbox"/>	<input type="checkbox"/>	<input type="checkbox"/>	<input type="checkbox"/>	<input type="checkbox"/>	<input type="checkbox"/>	<input type="checkbox"/>							
(សំណូមពរផ្សេង)	<input type="checkbox"/>	<input type="checkbox"/>	<input type="checkbox"/>	<input type="checkbox"/>	<input type="checkbox"/>	<input type="checkbox"/>	<input type="checkbox"/>	<input type="checkbox"/>							

<b>អាជីវកម្ម និងការងារ ៖</b> ចាត់ចំណាត់ថ្នាក់តម្រូវការខាងក្រោមតាមលំដាប់នៃសារៈសំខាន់ចំពោះអ្នក។ (1 = ខ្ពស់បំផុត, 6 = ទាបបំផុត)						
	1	2	3	4	5	6
កម្មវិធីទាក់ទាញអាជីវកម្មថ្មី ឬ រក្សាអាជីវកម្មក្នុងទីក្រុងឡងប៊ិច	<input type="checkbox"/>	<input type="checkbox"/>	<input type="checkbox"/>	<input type="checkbox"/>	<input type="checkbox"/>	<input type="checkbox"/>
កម្មវិធីជំនួយអាជីវកម្មសម្រាប់សហគ្រិន	<input type="checkbox"/>	<input type="checkbox"/>	<input type="checkbox"/>	<input type="checkbox"/>	<input type="checkbox"/>	<input type="checkbox"/>
ជំនួយបច្ចេកទេសអាជីវកម្មដើម្បីពង្រឹង ឬ ពង្រីកអាជីវកម្ម (រួមទាំងការទទួលបានដើមទុន)	<input type="checkbox"/>	<input type="checkbox"/>	<input type="checkbox"/>	<input type="checkbox"/>	<input type="checkbox"/>	<input type="checkbox"/>
ការកែលម្អសេវាភាពច្រករបៀងអាជីវកម្ម	<input type="checkbox"/>	<input type="checkbox"/>	<input type="checkbox"/>	<input type="checkbox"/>	<input type="checkbox"/>	<input type="checkbox"/>
បង្កើតការងារ	<input type="checkbox"/>	<input type="checkbox"/>	<input type="checkbox"/>	<input type="checkbox"/>	<input type="checkbox"/>	<input type="checkbox"/>
(សំណូមពរផ្សេង)	<input type="checkbox"/>	<input type="checkbox"/>	<input type="checkbox"/>	<input type="checkbox"/>	<input type="checkbox"/>	<input type="checkbox"/>

សូមផ្តល់មតិយោបល់ខ្លីៗ លើការវាយតម្លៃតម្រូវការអភិវឌ្ឍន៍សហគមន៍ និងលំនៅឋាន។

**សូមអរគុណ! សូមប្រគល់ការស្នងមតិទៅកាន់៖**  
**Alem S. Hagos, មន្ត្រីរដ្ឋបាលផ្នែកជំនួយឥតសំណង**  
**សេវាអភិវឌ្ឍន៍ទីក្រុងឡងប៊ិច**  
**333 W. Ocean Boulevard, 3<sup>rd</sup> Floor**  
**Long Beach, CA 90802**

ការស្នងមតិទេ អាចរកបាននៅលើគេហទំព័រ ៖



**LUNGSOD NG BEACH – SURVEY PARA SA RESIDENTE**

**Piskal na Taon 2017 – 2021**

**ANO ANG MGA PANGANGAILANGAN SA PABAHAY AT PAGPAPAUNLAD NG KOMUNIDAD SA IYONG KAPITBAHAYAN?**

Nakatatanggap ang Lungsod ng Long Beach ng tinatayang \$5.5 milyon sa Community Development Block Grants (CDBG), \$500,000 sa Emergency Solutions Grant (ESG) at \$2.2 milyon sa mga HOME Investment Partnership grant bawat taon para sa mga proyekto sa pabahay at pagpapaunlad ng komunidad. Para matanggap ang mga pondong ito, kinakailangang bumuo ang Lungsod ng limang taong Plano ng Pagkilos upang matantiya ang mga pangangailangan sa pabahay at pagpapaunlad ng komunidad. Gusto kang bigyan ng Lungsod ng boses kung paano mamumuhunan ang Lungsod sa perang ito. Mangyaring tulungan kaming punan ang sumusunod na survey.

**SABIHAN MO KAMI NG TUNGKOL SA IYONG SARILI** (Opsyonal ang mga katanungang ito; gayunpaman, ang iyong mga kasagutan ay magbibigay sa amin ng daan para mas mapagsilbihan ang komunidad)

**Pakilagay ang iyong ZIP Code:** \_\_\_\_\_

- Mga Katagoryang Pang-etniko (pumili ng isa):  Hispaniko o Latino  Hindi Hispaniko o Latino
- Mga Katagoryang Panglahi (pumili ng isa o higit pa):  
 American Indian o Alaska Native  Asyano  Black o African American  
 Native Hawaiian o Iba Pang Pacific Islander  Puti  Iba pa \_\_\_\_\_
- Nangungupahan ka ba o may sarili kang tahanan?  Nangungupahan  Sarili
- Kasalukuyan ka bang nakatira sa isang subsidized na unit ng pabahay?  OO  HINDI
- Edad:  18-24  25-34  35-44  45-54  55-64  65+
- Mayroon ka bang kapansanan?  OO  WALA
- Mayroon ka bang mga anak na may edad na mababa sa edad na 18 taong sa iyong tahanan?  OO  WALA

**SURVEY PARA SA PANGANGAILANGAN SA PAGPAPAUNLAD NG KOMUNIDAD**

(Halimbawa ng Survey)

Mga Pasilidad ng Komunidad: Ayusin ang mga sumusunod na programa ayon sa pagkasunud-sunod ng kaniilang kahalagahan sa iyo. (1 = pinakamataas, 3 = pinakamababa)	1	2	3
Mga Indoor na Community Center	<input type="checkbox"/>	<input checked="" type="checkbox"/>	<input type="checkbox"/>
Mga Aklatan	<input type="checkbox"/>	<input type="checkbox"/>	<input checked="" type="checkbox"/>
Mga Panlabas na Parke at Mga Pasilidad para sa Paglilibang	<input checked="" type="checkbox"/>	<input type="checkbox"/>	<input type="checkbox"/>

Sa halimbawa ng survey sa itaas, pinili ng taong ito ang "Parke at Mga Pasilidad para sa Paglilibang" bilang ang item na gusto nilang pinakamapaunlad (1 = pinakamataas) at "Mga Aklatan" bilang ang item na pinakahindi nila gustong makitang paunlarin (3 = pinakamababa). **Pakiayos ang bawat item nang isang beses.**

Mga Pasilidad ng Komunidad: Ayusin ang mga sumusunod na pasilidad ayon sa pagkakasunud-sunod ng kahalagahan para sa iyo. (1 = pinakamataas, 5 = pinakamababa)						Mga Pampublikong Serbisyo: Ayusin ang mga sumusunod na serbisyo ayon sa pagkakasunud-sunod ng kahalagahan sa iyo. (1 = pinakamataas, 7 = pinakamababa)								
	1	2	3	4	5		1	2	3	4	5	6	7	
Mga Indoor na Community Center	<input type="checkbox"/>	<input type="checkbox"/>	<input type="checkbox"/>	<input type="checkbox"/>	<input type="checkbox"/>	Mga Programa Laban sa Krimen	<input type="checkbox"/>	<input type="checkbox"/>	<input type="checkbox"/>	<input type="checkbox"/>	<input type="checkbox"/>	<input type="checkbox"/>	<input type="checkbox"/>	<input type="checkbox"/>
Mga Aklatan	<input type="checkbox"/>	<input type="checkbox"/>	<input type="checkbox"/>	<input type="checkbox"/>	<input type="checkbox"/>	Pag-alis ng Graffiti	<input type="checkbox"/>	<input type="checkbox"/>	<input type="checkbox"/>	<input type="checkbox"/>	<input type="checkbox"/>	<input type="checkbox"/>	<input type="checkbox"/>	<input type="checkbox"/>
Panlabas na Mga Parke at Mga Pasilidad para sa Paglilibang	<input type="checkbox"/>	<input type="checkbox"/>	<input type="checkbox"/>	<input type="checkbox"/>	<input type="checkbox"/>	Mga Serbisyo para sa Kalusugang Pangkaisipan	<input type="checkbox"/>	<input type="checkbox"/>	<input type="checkbox"/>	<input type="checkbox"/>	<input type="checkbox"/>	<input type="checkbox"/>	<input type="checkbox"/>	<input type="checkbox"/>
Mga Center para sa Senior	<input type="checkbox"/>	<input type="checkbox"/>	<input type="checkbox"/>	<input type="checkbox"/>	<input type="checkbox"/>	Mga Serbisyonang Pang-legal	<input type="checkbox"/>	<input type="checkbox"/>	<input type="checkbox"/>	<input type="checkbox"/>	<input type="checkbox"/>	<input type="checkbox"/>	<input type="checkbox"/>	<input type="checkbox"/>
_____ (Iba Pang Mungkahi)	<input type="checkbox"/>	<input type="checkbox"/>	<input type="checkbox"/>	<input type="checkbox"/>	<input type="checkbox"/>	Mga Serbisyo para sa mga Senior	<input type="checkbox"/>	<input type="checkbox"/>	<input type="checkbox"/>	<input type="checkbox"/>	<input type="checkbox"/>	<input type="checkbox"/>	<input type="checkbox"/>	<input type="checkbox"/>
						Mga Serbisyo Para sa Kabataan	<input type="checkbox"/>	<input type="checkbox"/>	<input type="checkbox"/>	<input type="checkbox"/>	<input type="checkbox"/>	<input type="checkbox"/>	<input type="checkbox"/>	<input type="checkbox"/>
						_____ (Iba Pang Mungkahi)	<input type="checkbox"/>	<input type="checkbox"/>	<input type="checkbox"/>	<input type="checkbox"/>	<input type="checkbox"/>	<input type="checkbox"/>	<input type="checkbox"/>	<input type="checkbox"/>

<b>Pampublikong Imprastruktura:</b> Ayusin ang mga sumusunod na pangangailangan ayon sa pagkakasunod-sunod ng kahalagahan para sa iyo. (1 = pinakamataas, 5 = pinakamababa)	1	2	3	4	5	<b>Mga Serbisyo para sa mga may Espesyal na Pangangailangan:</b> Ayusin ang mga sumusunod na serbisyo ayon sa pagkakasunod-sunod ng kahalagahan sa iyo. (1 = pinakamataas, 5 = pinakamababa)	1	2	3	4	5
Pagpapaunlad ng mga Bangketa	<input type="checkbox"/>	<input type="checkbox"/>	<input type="checkbox"/>	<input type="checkbox"/>	<input type="checkbox"/>	Mga Serbisyo para sa may Kapansanan	<input type="checkbox"/>	<input type="checkbox"/>	<input type="checkbox"/>	<input type="checkbox"/>	<input type="checkbox"/>
Mga Pagpapahusay sa mga Kalye at Eskinita	<input type="checkbox"/>	<input type="checkbox"/>	<input type="checkbox"/>	<input type="checkbox"/>	<input type="checkbox"/>	Mga Serbisyo para sa Domestic Violence	<input type="checkbox"/>	<input type="checkbox"/>	<input type="checkbox"/>	<input type="checkbox"/>	<input type="checkbox"/>
Mga Maliliit na Proyekto sa Pagpapaganda ng Kapitbahayan (Pagpapaunlad ng Imprastruktura)	<input type="checkbox"/>	<input type="checkbox"/>	<input type="checkbox"/>	<input type="checkbox"/>	<input type="checkbox"/>	Mga Serbisyo para sa mga Walang Tahanan	<input type="checkbox"/>	<input type="checkbox"/>	<input type="checkbox"/>	<input type="checkbox"/>	<input type="checkbox"/>
Mga Pagpapahusay sa Accessibility	<input type="checkbox"/>	<input type="checkbox"/>	<input type="checkbox"/>	<input type="checkbox"/>	<input type="checkbox"/>	Mga Serbisyo para sa Pang-aabuso ng Droga	<input type="checkbox"/>	<input type="checkbox"/>	<input type="checkbox"/>	<input type="checkbox"/>	<input type="checkbox"/>
(Iba Pang Mungkahi)	<input type="checkbox"/>	<input type="checkbox"/>	<input type="checkbox"/>	<input type="checkbox"/>	<input type="checkbox"/>	(Iba Pang Mungkahi)	<input type="checkbox"/>	<input type="checkbox"/>	<input type="checkbox"/>	<input type="checkbox"/>	<input type="checkbox"/>

<b>Pabahay:</b> Ayusin ang mga sumusunod na mga pangangailangan sa pabahay ayon sa pagkakasunod-sunod ng kahalagahan para sa iyo. (1 = pinakamataas, 8 = pinakamababa)	1	2	3	4	5	6	7	8	<b>Pabahay para sa mga may Espesyal na Pangangailangan:</b> Ayusin ang mga sumusunod ayon sa pagkakasunod-sunod ng kahalagahan para sa iyo. (1 = pinakamataas, 6 = pinakamababa)	1	2	3	4	5	6
Abot-kayang Paupahang Pabahay Malapit sa Sakayan	<input type="checkbox"/>	<input type="checkbox"/>	<input type="checkbox"/>	<input type="checkbox"/>	<input type="checkbox"/>	<input type="checkbox"/>	<input type="checkbox"/>	<input type="checkbox"/>	Pabahay para sa may Kapansanan	<input type="checkbox"/>	<input type="checkbox"/>	<input type="checkbox"/>	<input type="checkbox"/>	<input type="checkbox"/>	<input type="checkbox"/>
Pagpapatupad ng Kodigo	<input type="checkbox"/>	<input type="checkbox"/>	<input type="checkbox"/>	<input type="checkbox"/>	<input type="checkbox"/>	<input type="checkbox"/>	<input type="checkbox"/>	<input type="checkbox"/>	Pabahay para sa mga Senior	<input type="checkbox"/>	<input type="checkbox"/>	<input type="checkbox"/>	<input type="checkbox"/>	<input type="checkbox"/>	<input type="checkbox"/>
Pinansyal na Tulong para sa Rehabilitasyon ng Paupahang Tirahan	<input type="checkbox"/>	<input type="checkbox"/>	<input type="checkbox"/>	<input type="checkbox"/>	<input type="checkbox"/>	<input type="checkbox"/>	<input type="checkbox"/>	<input type="checkbox"/>	Emergency na Tirahan para sa Walang Tahanan	<input type="checkbox"/>	<input type="checkbox"/>	<input type="checkbox"/>	<input type="checkbox"/>	<input type="checkbox"/>	<input type="checkbox"/>
Pinansyal na Tulong para sa Rehabilitasyon para sa May-ari ng Tahanan	<input type="checkbox"/>	<input type="checkbox"/>	<input type="checkbox"/>	<input type="checkbox"/>	<input type="checkbox"/>	<input type="checkbox"/>	<input type="checkbox"/>	<input type="checkbox"/>	Pansamantalang Pabahay para sa Walang Tahanan	<input type="checkbox"/>	<input type="checkbox"/>	<input type="checkbox"/>	<input type="checkbox"/>	<input type="checkbox"/>	<input type="checkbox"/>
Pinansyal na Tulong para sa Rehabilitasyon para sa Bumibili ng Bahay	<input type="checkbox"/>	<input type="checkbox"/>	<input type="checkbox"/>	<input type="checkbox"/>	<input type="checkbox"/>	<input type="checkbox"/>	<input type="checkbox"/>	<input type="checkbox"/>	Permanenteng Pabahay para sa Walang Tahanan	<input type="checkbox"/>	<input type="checkbox"/>	<input type="checkbox"/>	<input type="checkbox"/>	<input type="checkbox"/>	<input type="checkbox"/>
Tulong Para sa Depositong Panseguridad sa Upa	<input type="checkbox"/>	<input type="checkbox"/>	<input type="checkbox"/>	<input type="checkbox"/>	<input type="checkbox"/>	<input type="checkbox"/>	<input type="checkbox"/>	<input type="checkbox"/>	(Iba Pang Mungkahi)	<input type="checkbox"/>	<input type="checkbox"/>	<input type="checkbox"/>	<input type="checkbox"/>	<input type="checkbox"/>	<input type="checkbox"/>
Pagsusuri/Abatement para sa Lead	<input type="checkbox"/>	<input type="checkbox"/>	<input type="checkbox"/>	<input type="checkbox"/>	<input type="checkbox"/>	<input type="checkbox"/>	<input type="checkbox"/>	<input type="checkbox"/>							
(Iba Pang Mungkahi)	<input type="checkbox"/>	<input type="checkbox"/>	<input type="checkbox"/>	<input type="checkbox"/>	<input type="checkbox"/>	<input type="checkbox"/>	<input type="checkbox"/>	<input type="checkbox"/>							

<b>Mga Negosyo at Trabaho:</b> Ayusin ang mga sumusunod na programa ayon sa pagkakasunod-sunod ng kahalagahan para sa iyo. (1 = pinakamataas, 6 = pinakamababa)	1	2	3	4	5	6
Mga Programa Upang Makaakit ng Bago o Magpanatili ng mga Negosyo sa Long Beach	<input type="checkbox"/>	<input type="checkbox"/>	<input type="checkbox"/>	<input type="checkbox"/>	<input type="checkbox"/>	<input type="checkbox"/>
Mga Programang Pantulong sa Negosyo ng mga Negosyante	<input type="checkbox"/>	<input type="checkbox"/>	<input type="checkbox"/>	<input type="checkbox"/>	<input type="checkbox"/>	<input type="checkbox"/>
Teknikal na Tulong sa Negosyo Upang Pahusayin o Palawakin ang mga Negosyo (Kabilang ang Access sa Puhunan)	<input type="checkbox"/>	<input type="checkbox"/>	<input type="checkbox"/>	<input type="checkbox"/>	<input type="checkbox"/>	<input type="checkbox"/>
Pagpapaganda ng Pasilyo ng Negosyo	<input type="checkbox"/>	<input type="checkbox"/>	<input type="checkbox"/>	<input type="checkbox"/>	<input type="checkbox"/>	<input type="checkbox"/>
Lumikha ng mga Trabaho	<input type="checkbox"/>	<input type="checkbox"/>	<input type="checkbox"/>	<input type="checkbox"/>	<input type="checkbox"/>	<input type="checkbox"/>
(Iba Pang Mungkahi)	<input type="checkbox"/>	<input type="checkbox"/>	<input type="checkbox"/>	<input type="checkbox"/>	<input type="checkbox"/>	<input type="checkbox"/>

Mangyaring sumulat ng maikling komento tungkol sa parehong patas na pabahay at pagsusuri ng mga pangangailangan ng komunidad.

---



---

**SALAMATI!** Pakisauli ang mga survey sa:

Alem S. Hagos, Grants Administration Officer  
 Long Beach Development Services  
 333 W. Ocean Boulevard, 3<sup>rd</sup> Floor  
 Long Beach, CA 90802

Makukuha rin ang Survey na ito online sa:



## L. Mailing Lists

Community and Housing Partners			
1.	Abode Communities	31.	Long Beach Unified School District
2.	AMCAL Housing	32.	Mental Health America
3.	American Communities Developers	33.	Mercy House
4.	Apartment Association California Southern Cities	34.	Meta Housing Corporation
5.	Beyond Shelter	35.	Molina Healthcare
6.	Building Healthy Communities Long Beach	36.	Rebuild Together Long Beach
7.	C&C Development	37.	Skidrow Housing Trust
8.	Centro CHA	38.	St. Mary's Medical Center
9.	Century Housing	39.	TELACU
10.	Century Villages at Cabrillo	40.	The Children's Clinic (TCC)
11.	CLB Homeless Services	41.	Thomas Safran & Associates Housing
12.	CLB Housing Authority	42.	United Cambodian Community
13.	CLB Parks, Recreation & Marine	43.	Veloce Partners
14.	Clifford Beers Housing	44.	Women's Shelter Long Beach
15.	Community Corporation of Santa Monica	45.	YMCA of Greater Long Beach
16.	Decro Long Beach		
17.	Goodwill of Southern California		
18.	Habitat for Humanity		
19.	Hope Homes		
20.	Housing Authority of Los Angeles (Carmelitos)		
21.	Housing Long Beach		
22.	Innovative Housing		
23.	Interval House		
24.	Jamboree Housing		
25.	LINC Housing Corporation		
26.	Long Beach Community Action Partnership		
27.	Long Beach Minister's Alliance		
28.	Long Beach Non-Profit Partnership		
29.	Long Beach Rescue Mission		
30.	Long Beach Transit		

Neighborhood Associations in CDBG-Eligible Areas			
1.	Anaheim, Orange, Cherry & 7th (R/ECAP)	31.	West Eastside Community Association (R/ECAP)
2.	Andy Street Community Association	32.	Wrigley Historic District (R/ECAP)
3.	Central Neighborhood Advisory Committee	33.	Wrigley Is Going Green (R/ECAP Adjacent)
4.	College Square Neighborhood Association	34.	West Long Beach Association
5.	Craftsman Village Historic District (R/ECAP)	35.	Westside Area Project Council
6.	Deforest Park Neighborhood Association	36.	Willmore City Heritage Association
7.	East Hill/Salt Lake Streets Neighborhood Group (R/ECAP)	37.	Wrigley Area Neighborhood Alliance, Inc. (R/ECAP Adjacent)
8.	East Village Association (R/ECAP Adjacent)	38.	Wrigley Association (R/ECAP Adjacent)
9.	Friends of Alice Robinson		
10.	Friends of Daryle Black Park		
11.	Good Neighbors of North Long Beach		
12.	Grant Neighborhood Association		
13.	Hamilton Neighborhood Association		
14.	Houghton Park Neighborhood Association		
15.	Jane "Addams" Neighborhood Association		
16.	Long Beach Central Area Association (R/ECAP Adjacent)		
17.	Lower West Madres Unidas		
18.	North Alamitos Beach Association (R/ECAP Adjacent)		
19.	North Long Beach Community Action Group		
20.	North Long Beach Neighborhood Association, Deforest Chapter		
21.	North Pine Neighborhood Alliance		
22.	North Village Community Watch		
23.	Roosevelt Neighborhood Association/Linden Historic District		
24.	Rose Park Neighborhood Association		
25.	Saint Francis Place Family Neighborhood Group		
26.	Semillas de Esperanza		
27.	Starr King Neighborhood Association		
28.	The Friendship Neighborhood Association		
29.	Uptown Long Beach Neighbors		
30.	Washington School Neighborhood Association		

# M. Proof of Publication



## 2018 - 2022 Consolidated Plan

The **Consolidated Plan** describes and prioritizes the City's housing and community development needs, as well as activities to address those needs as defined and funded by the U.S. Department of Housing and Urban Development (HUD).

### Upcoming Consolidated Plan Development Workshops!

**SAVE THE DATE!**  
UPCOMING WORKSHOPS TO DEVELOP THE  
2018-2022 CONSOLIDATED PLAN

The Consolidated Plan describes and prioritizes the City's housing and community development needs, as well as activities to address those needs as defined and funded by the U.S. Department of Housing and Urban Development (HUD). The City is holding a series of community workshops to provide several opportunities the public input into on or near the following workshops to learn more about the Consolidated Plan.

**UPCOMING WORKSHOPS!**

<b>Downsides Long Beach</b> Class 1, Tuesday, August 20, 2019 10:00 AM - 12:00 PM 4th Conference Room Long Beach, CA 90802	<b>North Long Beach</b> Thursday, September 11, 2019 10:00 AM - 12:00 PM 4th Conference Room Long Beach, CA 90802
<b>Central Long Beach</b> Marine Life Center, Tuesday, September 17, 2019 10:00 AM - 12:00 PM 4th Conference Room Long Beach, CA 90802	<b>West Long Beach</b> Thursday, September 26, 2019 10:00 AM - 12:00 PM 4th Conference Room Long Beach, CA 90802

The City of Long Beach will conduct a series of community workshops to provide opportunities for public input to help develop a Five-Year Consolidated Plan document that will describe and prioritize the City's housing and community development needs. Join us at one of the following workshops to learn more about the Consolidated Plan. [View flyer.](#)

**Take Your Community Development Needs Survey Now!**

Long Beach residents are encouraged to fill out the survey and share it with neighbors, friends and family. Link to the survey below:

[https://www.surveymonkey.com/r/longbeach\\_cp\\_survey](https://www.surveymonkey.com/r/longbeach_cp_survey)

[https://www.surveymonkey.com/r/longbeach\\_cp\\_survey](https://www.surveymonkey.com/r/longbeach_cp_survey)

[https://www.surveymonkey.com/r/longbeach\\_cp\\_survey](https://www.surveymonkey.com/r/longbeach_cp_survey)

[https://www.surveymonkey.com/r/longbeach\\_cp\\_survey](https://www.surveymonkey.com/r/longbeach_cp_survey)

[https://www.surveymonkey.com/r/longbeach\\_cp\\_survey](https://www.surveymonkey.com/r/longbeach_cp_survey)

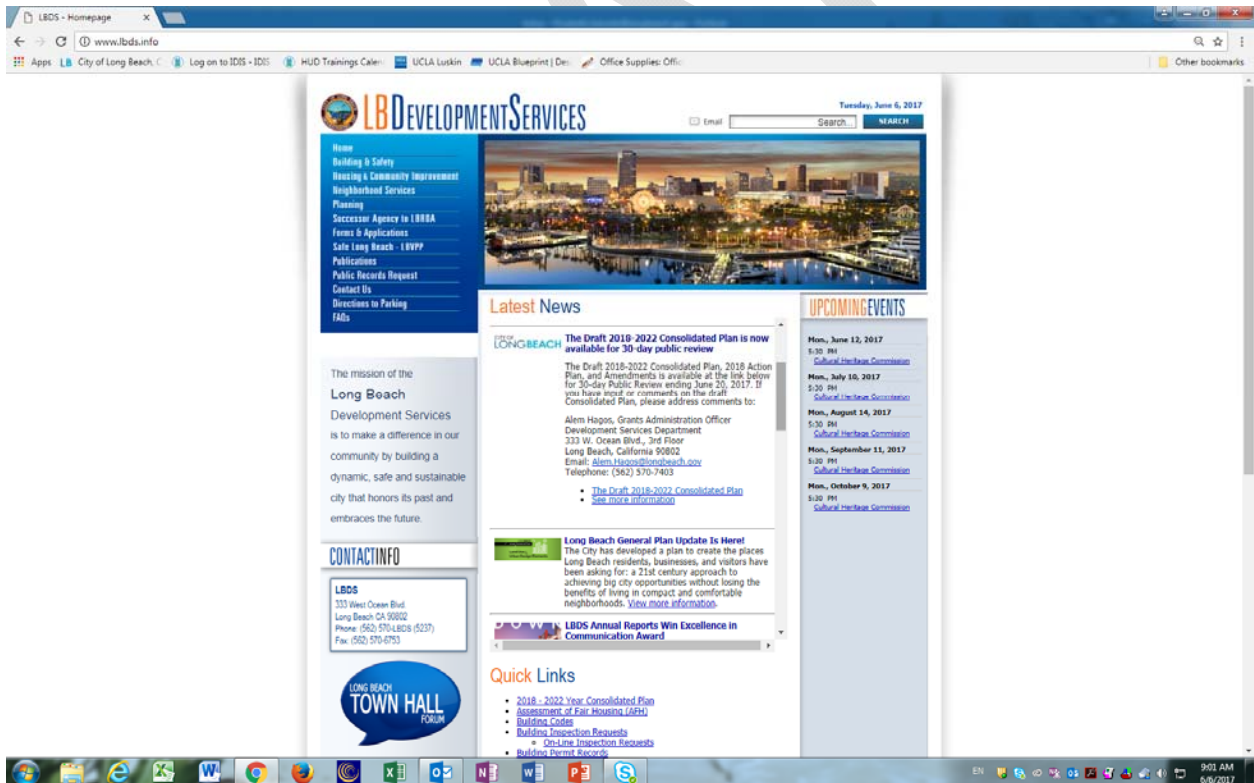
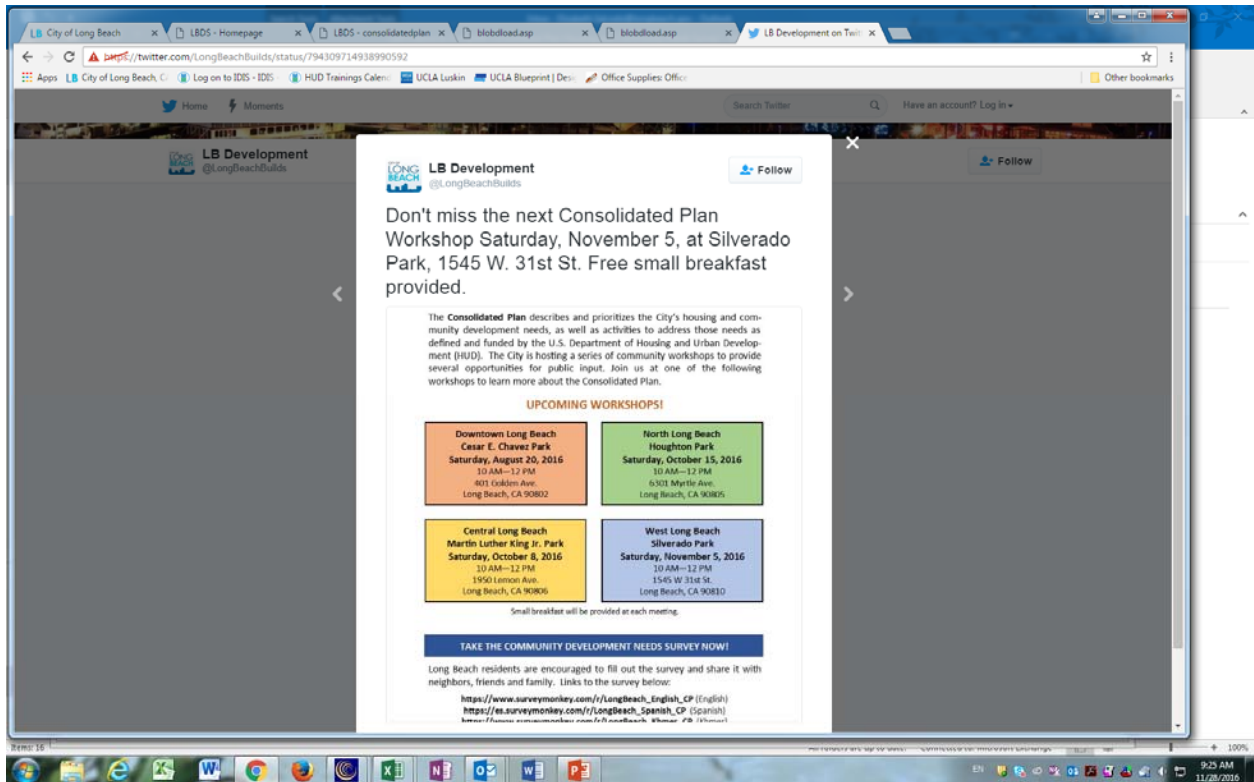
The City of Long Beach intends to provide reasonable accommodations in accordance with the American with Disabilities Act of 1990. If a special accommodation is desired, please call Alem Hagos 48 hours prior to the event at (562) 570.7403.

### Consolidated Plan Survey - We Want to Hear From You!

The City of Long Beach receives approximately \$5.5 million in Community Development Block Grants (CDBG), \$500,000 in Emergency Solutions Grant (ESG), and \$2.2 million in HOME Investment Partnership grants each year for housing and community development projects. In order to access these funds, the City must develop a five-year plan to assess housing and community development needs. The City wants you to have a voice in how the City invests this money. Please assist us by filling out the Consolidated Plan Survey: Housing and Community Development Needs. See links below. Feel free to share it with neighbors, friends and family.

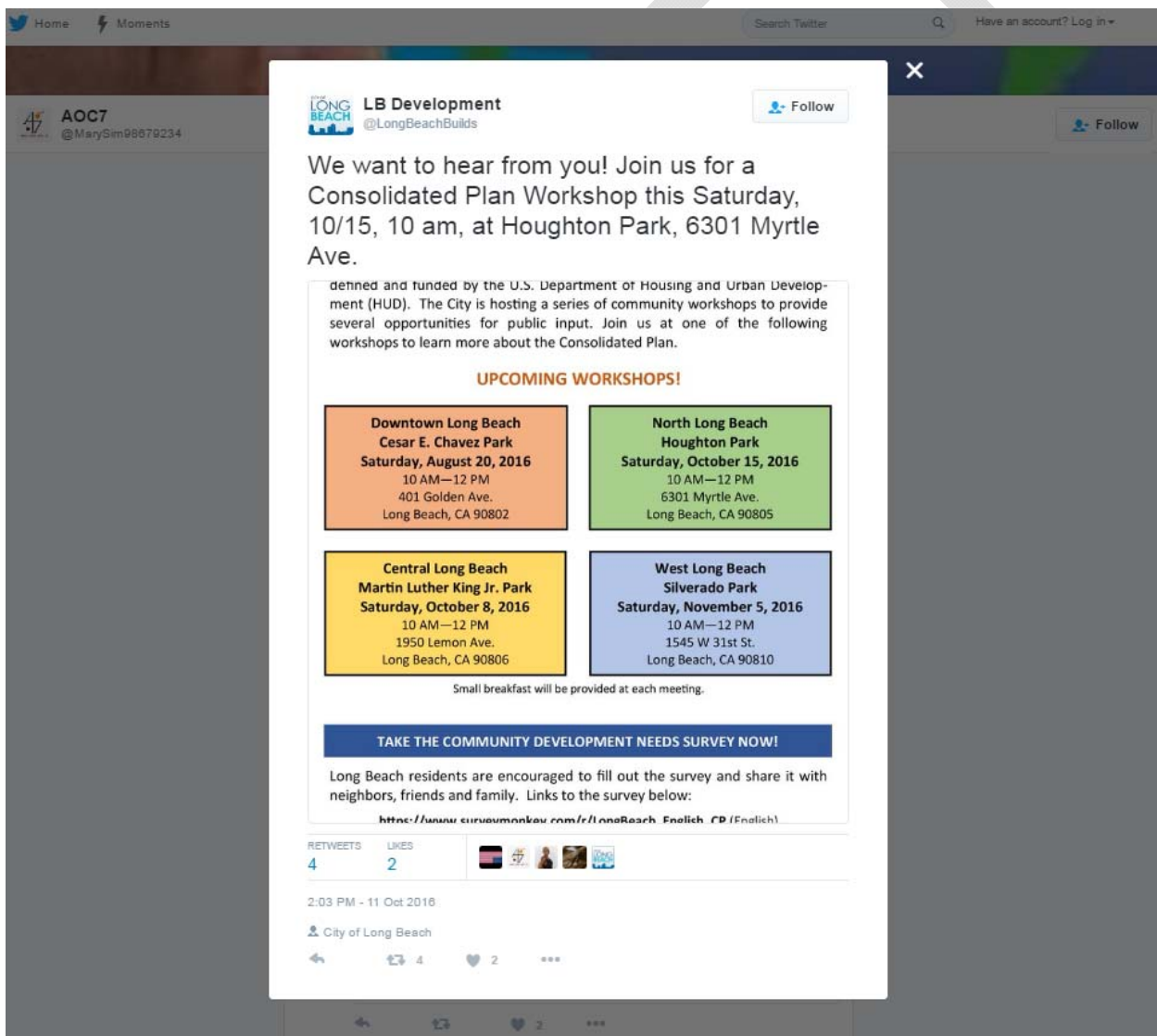
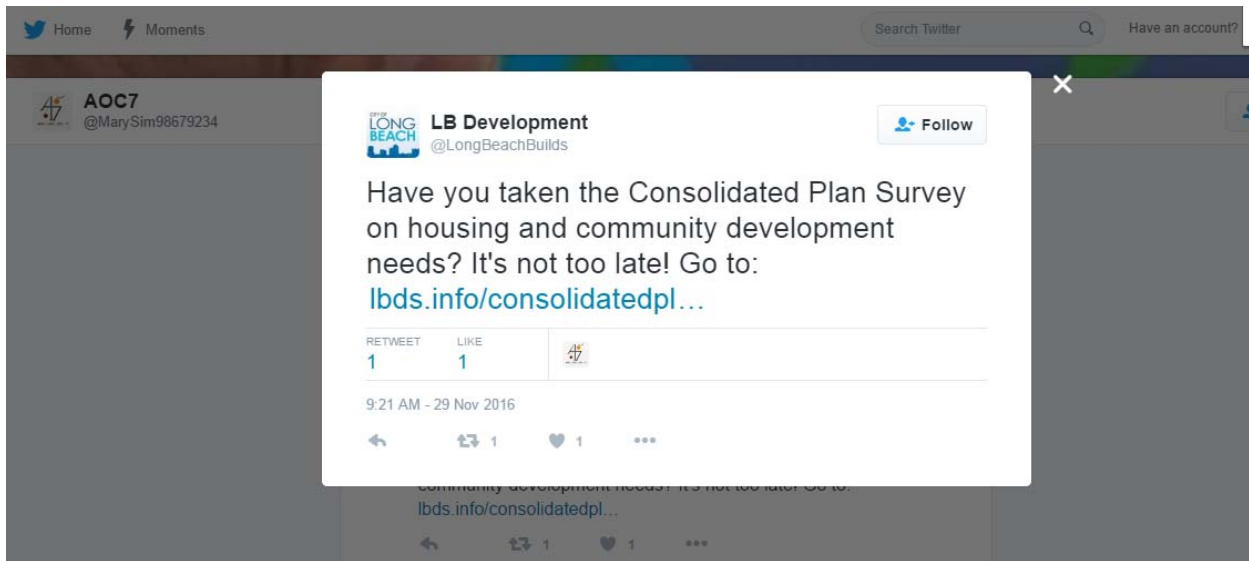
[Watch the Consolidated Plan video.](#)





The screenshot shows the website for LBD Development Services. The main heading is "2018 - 2022 Consolidated Plan". Below this, there is a "Latest News" section with a sub-heading "The Draft 2018-2022 Consolidated Plan is now available for 30-day public review". The text states that the draft plan, action plan, and amendments are available for a 30-day public review ending June 20, 2017. A "NOTICE OF PUBLIC HEARING" is also present, scheduled for Wednesday, June 21st, 2017, at 4:00PM in the 3rd Floor Conference Room in City Hall at 333 West Ocean Boulevard, Long Beach. The purpose of the hearing is to receive public comment on the 2018-2022 Draft Consolidated Plan (Con Plan), 2018 Draft Action Plan (Action Plan), and Amendment to the 2017 and 2016 Action Plans (Amendments). A list of public hearing notices in various languages is provided at the bottom of the notice.

The screenshot shows a tweet from user AOC7 (@MarySim98679234). The tweet text reads: "THANKS to Elizabeth Salcedo and Scott Baldwin @LongBeachBuilds for the fun and informative night! City's Five-year Consolidated Plan." The tweet has 1 retweet and 4 likes. It was posted at 10:25 PM on January 11, 2017, from Manazar Gamboa Community Theater long beach. The background of the tweet shows a blurred image of a city skyline at night.



## Affordable & Workforce Housing Forums



Long Beach & Burnett Apartments. Photo courtesy of Kelly Barrie.

Please join Mayor Robert Garcia, Assemblymember Bonnie Lowenthal, and the Mayor's Affordable Housing Study Group at one of a series of community forums to discuss affordable and workforce housing in Long Beach.

The community is also invited to provide input on ideas for improving the City's housing, and learn more about housing programs at the Housing Resource Fair and Community Forum on September 24!

**Monday**  
**09/19**  
6:00 pm - 7:30 pm

**Mayor's Roundtable With Housing Advocates**  
Mark Twain Library  
1401 E. Anaheim St.  
Long Beach, CA 90813

**Saturday**  
**09/24**  
10:00 am - 1:00 pm

**Housing Resource Fair and Community Forum**  
Jenny Oropeza Community Center  
Cesar E. Chavez Park  
401 Golden Ave.  
Long Beach, CA 90802

**Friday**  
**10/14**  
1:00 pm - 2:30 pm

**Mayor's Roundtable With Housing Developers**  
Michelle Obama Neighborhood Library  
5870 Atlantic Ave.  
Long Beach, CA 90805

Translation services will be available in Spanish, Khmer, and Tagalog.  
For questions about these events, contact Andrew Chang at (562) 570-6710 or [andrew.chang@longbeach.gov](mailto:andrew.chang@longbeach.gov).  
For additional information, visit [www.lbds.info/housing\\_and\\_community\\_improvement](http://www.lbds.info/housing_and_community_improvement).

This information is available in alternative format by request to (562) 570-3807.



Housing Long Beach @HousingLB · 9 Sep 2016

Come share your opinion with @LBMayorsOffice at an upcoming forum. @BHCLongBeach @MarySim98679234 #housingcrisis

👍 2 ❤️ 3

Grand Opening of the

The screenshot shows the LBD Development Services website. The top navigation bar includes links for Home, Building & Safety, Housing & Community Improvement, Neighborhood Services, Planning, Success Agency to IMBA, Fees & Applications, Safe Long Beach - LVPP, Publications, Public Records Request, Contact Us, Directions to Parking, and FAQs. A search bar is located in the top right corner.

The main content area features a 'Latest News' section with an article titled 'Upcoming Consolidated Plan Development Workshops'. The article states that the City of Long Beach will conduct a series of community workshops to provide opportunities for public input to help develop a Five-Year Consolidated Plan document. It also mentions that information on when and where the workshops will be taking place is located on the 'Event' page. Below the article, there are links for 'English Survey', 'Spanish Survey', 'Chinese Survey', and 'Tagalog Survey'.

To the right of the 'Latest News' section is an 'UPCOMING EVENTS' section. It lists several events, including 'Thursday, September 1, 2016' (5:00 PM) for 'Planning Commission September 1, 2016 Meeting Agenda', 'Monday, September 13, 2016' (5:00 PM) for 'Cultural Heritage Commission', 'Monday, October 10, 2016' (5:00 PM) for 'Cultural Heritage Commission', 'Monday, November 14, 2016' (5:00 PM) for 'Cultural Heritage Commission', and 'Monday, December 13, 2016' (5:00 PM) for 'Cultural Heritage Commission'.

Below the 'Latest News' section is a 'Quick Links' section with links for 'Building Codes', 'Building Inspection Services', 'Schedule an Inspection', 'Building Permit Records', 'Business Permits, Process Brochures', and 'Code Enforcement Referral'.

At the bottom of the website, there is a 'CONTACT INFO' section for LBDs, located at 333 West Ocean Blvd, Long Beach CA 90802, with phone number (562) 574-1803 and fax number (562) 570-6753. There is also a 'LONG BEACH TOWN HALL FORUM' logo.

The bottom part of the screenshot shows a calendar for October 2016. The calendar has columns for Sunday through Saturday. The events listed are:

SUNDAY	MONDAY	TUESDAY	WEDNESDAY	THURSDAY	FRIDAY	SATURDAY
			Arde para la Salud Cerebral			
						Consolidated Plan Workshop (Central)
						Consolidated Plan Workshop (North)
						An Evening of the Living and Giving Spirits
						Consolidated Plan Workshop (West)

The calendar also includes navigation arrows for 'September' and 'November'.

**Pedradas y guayabazos**

**La democracia siempre a prueba**

LA DEMOCRACIA es un experimento social, dicen los historiadores. En nuestro país tiene unos 200 años. Ha costado mucho: guerras civiles, marchas, huelgas, debates... Este coste ha tenido todo tipo de signos: liberales, conservadores, de izquierda y derecha... Incluyendo a los Mártires de Chicago que nos heredaron la semana laboral de 40 horas.

COMO resultado, quedan leyes e instituciones que nos regulan para evitar los caudillos, y los excesos de los caudillos. Ningún presidente ni funcionario está por encima de estas, por muy astuto que sea. Esto se ha puesto a prueba en cada administración.

ES por eso que no nos debe sorprender lo que está ocurriendo en la actualidad. Cualquiera que haya sido la estrategia del empresario Trump para hacer dinero, ahora como presidente se debe ajustar a esta autoridad, la de la Constitución, la de los cuerpos legislativos, la del juicio popular. Sus juicios de valor que en el mundo empresarial le facilitaban negociaciones, ahora en la vida cívica no son aplicables. En el mundo empresarial manda el lema de la "máxima ganancia al costo mínimo". En la vida cívica mandan otros valores: el interés colectivo, los derechos civiles, la protección a los grupos más vulnerables, la transparencia administrativa.

EN ESTOS pocos días de la actual administración, ya se han presentado los primeros síntomas de esa falta de coherencia entre el empresario y el presidente: una corte de justicia que echa abajo su veto migratorio basado en elementos religiosos, un juicio de fealdad que es obligado a renunciar luego de que se ventilen sus vínculos con Rusia con fines de infiltrar en las elecciones. Y, mientras las noticias de California se enfrentan a un posible desastre con la presa Oroville, la mente del presidente estaba ocupada en los negocios de su hija con las tiendas Nordstrom.

SER presidente no es lo mismo que ser empresario. Un empresario se puede ir a bancarota, una democracia no —hay que estar vigilante.

Impacto USA es un miembro de Los Angeles News Group 21250 Hawthorne Blvd., Suite 170, Torrance, CA 90503 impactousa.com. Fax: 362-499-1484

**Editorial**

**“Rudos contra Técnicos”, y las empresas chicas**

El Senado confirmó a Linda McMahon, empresaria de la lucha libre, como nueva directora de la Administración de Pequeñas Empresas (SBA), un cargo con rango ministerial en el Gobierno federal.

McMahon, de 68 años, es cofundadora de la empresa de lucha libre World Wrestling Entertainment (WWE) y durante la campaña electoral donó 6 millones de dólares a un grupo de apoyo al ahora presidente Donald Trump.

Según sus propios documentos, desde su fundación el 30 de julio de 1983, la Administración de Pequeños Negocios de los Estados Unidos ha entregado millones de préstamos, contratos, sesiones de asesoramiento y otras formas de asistencia a las pequeñas

empresas. SBA se estableció oficialmente en 1953, pero su filosofía y misión comenzó a tomar forma años antes en una serie de agencias predecesoras, en gran medida como una respuesta a las prestaciones de la Gran Depresión y la Segunda Guerra Mundial.

Con todo esto en mente, uno se pregunta si la elección fue igual de desafortunada como la de poner a ex banqueros a vigilar los excesos de Wall Street.

**JUEGOS MENTALES ABRAPALABRA**

Limpieza el pantano: organiza las letras mayúsculas “Por lo NESOM hay que LOCIRDE: en lugar de limpiar el pantano en Washington se construyó una lujosa alberca para los MIGASO y contribuyentes”

— Krissy Khonn

Editor Ejecutivo: Carlos Aviles caraviles@impactousa.com 310-543-0187 Publicidad: advertising@impactousa.com

Editor: José Fuentes-Salinas jose.fuentes@impactousa.com 310-543-0187

Diseño Gráfico: Raul Martínez-Sandoval raul.martinez@impactousa.com 310-543-0130

**MUNDO VIRTUAL**

**Color de la justicia y disparidad social**

R. M. Sandoval

Las disparidades raciales y étnicas en este país pueden ser sutiles o no, pero siempre son notorias.

Las estadísticas nos arrojan datos que nos hacen medir la realidad de forma más cierta. Es de notarse que, según el censo de 2010, los latinos componen apenas un 17% de la población en este país. Sin embargo, los latinos somos 1.4 veces más propensos a ser encarcelados que personas de raza blanca. Y la cosa se pone más extrema cuando se habla de la raza negra. Personas de este grupo son 5.1 veces más propensas a ser puestos en una cárcel, esto según datos del departamento de justicia de la nación.

Sin embargo, en cuestiones de cuidado de salud, mientras que los de raza negra reciben un servicio peor 40% de las veces comparados con un blanco no hispano, los latinos reciben peor servicio un 60% de las veces, y al final de la lista, está la gente pobre, quienes independientemente de su raza, pueden recibir un peor servicio 80% de las veces que el que reciben los de altos ingresos. Esto según la página de gobierno ahrgov.

Según otro estudio, aquellos que no hablaban en inglés en este país, tenían un 29% menos de probabilidades que los angloparlantes de ser puestos en listas de espera para trasplantes de riñón.

Esto último, sin duda alguna, es un problema básico de comunicación. Pero no es lo único que lo genera. Diferencias culturales, la poca capacidad de defenderse y de entender los procesos que deben seguirse juegan también un papel muy importante en la generación de dichas estadísticas.

Sin lugar a duda, el aprender el idioma, es algo fundamental para evitar ser una víctima que termina plasmándose en estas cifras negativas. Importante es también enterarse de todo proceso a seguirse, ya sea en problemas legales o de salud.

Una persona enterada, suele tomar mejores decisiones y ser capaz de defenderse a sí misma y a los suyos si es necesario. Además, en tiempos como estos en los que están proliferando grupos extremistas que se basan el odio racial, como el KKK, y neonazis, vale más hacerlo así, ¿no lo creen?

**Canchas**

**DE LA PAGINA 5**

dré Ter Stegen el que los salvó con un par de intervenciones. El club parisino tuvo una presión alta, incomodando al Barsa que utilizó a sólo Messi y Luis Suárez como punteros, pegando a la banda izquierda a Neymar y por el otro costado a André Gomes en lugar de Ivan Rakitic.

**Mañazo Gignac**

El que se señala sólo a André-Pierre Gignac por la falta de gol en Tigres es justo, ya que el equipo no está generando y es de deber corregirlo, como lo demostró Danián Álvarez. El volante ofensivo afortunado aceptó que no pasara por buen momento, pero mencionó que señalar al atacante francés es injusto. “Bueno, siempre se le señala a Gignac, es lo más fácil, ¿verdad?” respondió. “Esto es simple, hay una capacidad y un trabajo, nosotros debemos de confiar en la capacidad y en el trabajo y lo tenemos que demostrar. Hoy en día este colectivo y estas individualidades sienten que no estamos en un buen momento, como deberíamos, a la altura que debe estar este equipo y esos son los resultados”. “Evidentemente, si no hay un buen momento, no se genera, no se hace goles y todo lo que pasa, entonces es inmediato el cambio de mentalidad tiene que seguir siendo fuerte. Nos tenemos que volver a eso, tenemos que confiar de que hemos salido de estos momentos anteriormente y que no hay que señalar a nadie, sino simplemente todos sabemos la responsabilidad, la capacidad y jerarquía que debemos dentro de un equipo y ponerlo a disposición”.

**¡Ya Ibrahim!**

Abraham González, volante de los Pumas, aseguró que van a aprovechar las condiciones climáticas y el efecto del equipo para doblegar a Xolos, pues si tienen bajo resguardo a Milton Caraglio, podrán



EFE-DAVID MARTÍNEZ PELGASTRE López (D) de Tigres disputa el balón con Raúl Damián (I) de Pachuca E.L. sábado 11 de febrero de 2017.

dominarlos. “Siempre me temen en la segunda parte porque a los equipos visitantes los cansamos y en la segunda parte salimos a ganarles, si no nos desesperamos esto podría darse el próximo domingo”, explicó. Para el mediocampista la clave será tener la posesión de balón y no prestarle el espacio al cuadro que dirige Miguel Herrera, que cuenta con la mejor ofensiva del torneo con 13 tantos a favor. “Sabemos hacerlo, lo hemos demostrado y si seguimos por esta línea no vamos a tener ningún problema”, expuso.

**Catrachos se unen**

La Concacaf informó que Honduras se unirá a México y Estados Unidos como cabeza de serie de la Copa Oro 2017 y anunció las sedes en las que se disputarán los Cuartos de Final y la Semifinal. Los Cuartos se disputarán en el Estado de la Universidad de Phoenix y en el Lincoln Financial Field (Filadelfia), mientras que las Semifinales se celebrarán en el AT&T (Dallas) y en el Rosebowl en Pasadena. “Con el anuncio de los estadios para las rondas de eliminatoria directa, completamos la imagen de los estadios de clase mundial para la Copa Oro de este año. “Sabemos que estas ciudades y sus estadios proporcionarán el ambiente y las instalaciones para igualar el entusiasmo de los aficionados, a quienes les darán la bienvenida este verano”, dijo el Secretario General de la Concacaf, Philippe Moguejo. Del 6 al 8 de marzo, los técnicos de las Selecciones participantes así como algunos directivos participarán en distintas dinámicas de promoción de la Copa Oro. El sorteo se celebrará el 7 de marzo en el Estadio Levís, de cara a la competencia que otorga medio boleto para la Copa Confederaciones Qatar 2021.

Síguenos en Facebook y Twitter **impactousa.com**

**AVISO DE AUDIENCIA PÚBLICA**

AVISO DE AUDIENCIA PÚBLICA: El día Miércoles, 15 de marzo del año 2017 a las 4:00 PM la Compañía de Inversión Comunitaria de la Ciudad de Long Beach (LICIC) conducirá una Audiencia Pública en la sala de conferencias del tercer piso de 333 West Ocean Boulevard, Long Beach.

El propósito de la Audiencia Pública es para permitir participación del público durante el desarrollo del Plan Consolidado 2018-2022 Plan Consolidado y preparación del 2017-2018 Plan de Acción que dirige las prioridades del Plan Consolidado. El Plan Consolidado describe y da prioridad a las necesidades de vivienda y desarrollo comunitario y especifica las actividades para hacer frente a esas necesidades tal como se definen por el Departamento de Vivienda y Desarrollo Urbano de los Estados Unidos (con siglas en inglés HUD). Como es requerido por HUD, el Plan Consolidado reúne en una presentación consolidada, los aspectos de planificación y aplicación de los fondos de Community Development Block Grant (CDBG), Emergency Solutions Grant (ESG), and HOME Investment Partnership Program (HOME) para hacer frente a esas prioridades.

La Ciudad de Long Beach tiene la intención de proveer acomodaciones razonables de acuerdo con el Acto de Americanos con Discapacidades de 1990. Si se requiere acomodaciones especiales, por favor contactar a Alem Hagos al (562) 570-7403, por lo menos 48 horas antes de la Audiencia Pública del 15 de marzo del año 2017. Las personas que deseen presentar sus comentarios por escrito, lo deben hacer para el 14 de marzo del año 2017. Los comentarios por escrito deben de ser enviados a: Alem Hagos, Development Services Department, 333 West Broadway, Long Beach, California 90802. Email: alem.hagos@longbeach.gov.

**Impacto Los Clasificados**

impactousa.com (662) 499-1415 Fax: (662) 499-1484 clasificados@impactousa.com 21250 Hawthorne Blvd., Suite 170, Torrance, CA 90503

Employment Empleo Oportunidades de empleo Employment Opportunities Oportunidades de empleo

DRIVERS WANTED- Intermediary Current CDL, Good driving record, Exp. Pref. Above average pay, Benefits, On Track, Reli Services 877-587-0000 oportunit@ontrackrelis.com

Anuncie Impacto (662) 499-1415

Comprando automóvil? En el CLASIFICADO de Impacto USA encontrará los mejores autos a los mejores precios

### Pedradas y guayabazos

## La salud mental y la ilegalidad

LA SALUD mental es la capacidad de "llev" lo que pasa en la realidad de manera más o menos objetiva, y reaccionar de manera acorde al servicio de la supervivencia.

Si NO deciframos bien lo que pasa en la realidad vamos a tener respuestas inadecuadas que pondrán en riesgo nuestra supervivencia.

POR ESO, en algunas condiciones, cuando se les cierran todas las puertas, algunos padres hacen cosas que de otra manera serían ilegales para llevar comida a sus hijos. Un padre que prefiere ver morir de hambre a su hijo antes que robar comida, no está bien de la cabeza. Pero lo mismo ocurre con un multimillonario que prefiere dejar en la calle a varias familias, antes que moderar sus ganancias.

Bueno. TODO esto viene a cuento, porque en este Día de la Madre, he comparado las "ilegalidades" que podría haber hecho una madre indocumentada usando un seguro social "chueco" para trabajar y llevar comida a su casa, y por el otro lado, las ilegalidades que hace un multimillonario cuando hace negocios con Rusia y en otras partes del mundo, y descalfica a sus oponentes que quieren saber sobre sus declaraciones de impuestos.

LA MADRE indocumentada muy probablemente no se siente orgulloso del hecho en sí, de usar otra identificación para trabajar. Si las leyes de inmigración caminaron al mismo tiempo que las leyes económicas de la oferta y la demanda, probablemente no habría tenido la necesidad de violar una ley.

¿Y el magante? ESTE sabe que su fortuna es tal que él y su familia no se alcanzarán a gastar en toda su vida el dinero que han amasado en un juego de la especulación del mercado. Pero no tienen llenadera. Y en este juego, tuercen el sistema jurídico, acceden a las altas esferas de poder político. Y cuando las instituciones de la Sociedad Civil revisan de cerca lo que ha hecho, para asegurarse que haya un mínimo de legalidad, él, elimina a sus detractores.

Impacto USA es un miembro del Los Angeles News Group 21250 Hawthorne Blvd., Suite 170, Torrance, CA 90503 Impactousa.com Fax: 362-499-1484

### Editorial

## Crisis moral, de credibilidad, o las dos cosas

Cuando el mismo fiscal de la nación se había excluido de intervenir sobre la intromisión rusa en las elecciones, decide sugerir al presidente despedir al director del FBI.

Esta acción ha ahondado la crisis de moral y de credibilidad de la Casa Blanca. ¿Por qué? Porque cuando ya de por sí las investigaciones independientes de los legisladores se veían amenazadas por la falta de cooperación de la presidencia, la esperanza era que la investigación del FBI aclarara de una buena vez hasta dónde Rusia intervino para distorsionar las elecciones. Para esto, luego de que el mismo Fiscal General Jeff Sessions se había excluido de la investigación decide recomendar el despido de quien precisamente estaba encargado de la investigación. Rodeado de familiares, banqueros, y amigos que contribuyeron monetariamente a su campaña, lo que menos necesitaba Donald Trump era sacrificar a James Comey, quien antes le había dado un impulso a su candidatura al dar a conocer abruptamente las investigaciones preliminares de los correos de Clinton. Un sistema judicial que amenaza con la deportación a trabajadores indocumentados, y que esconde las trapacerías de Washington, verdaderamente tiene un problema de principios morales.

### JUEGOS MORALES ABRAPALABRA

Día de la Madre: organiza las mayúsculas "HOBU una madre a quien la nación no le había dado su ciudadanía; aún así, LAEL le dio a la nación un soldado ciudadano que murió en KARI"

— Krivy Khonn

Editor Ejecutivo: Carlos Aviles caraviles@impactousa.com 310-543-6187 Publicidad: advertising@impactousa.com

### MUNDO VIRTUAL

## El caso en pro del seguro médico

R. M. Sandoval

Un sistema de salud congruente posibilita a los enfermos a seguir adelante con sus vidas. Algo así lo que dijo Michael Dunkley, un hombre que fue diagnosticado con Trifoma agresivo en fase 4 acabando de perder su empleo. Gracias a la Ley de Seguro Médico Asegurable (ACA en inglés), este hombre pudo ser atendido sin tener que gastar los ahorros de toda su vida.

Según un simple tratamiento de quimioterapia le hubiese costado más de 35,000 dólares. Sin embargo, en su caso como el de muchos que ahora cuentan con seguro gracias al también llamado Obamacare, él no tuvo que preocuparse por la gran mayoría de esos gastos.

Carol Hardaway, por su parte, menciona que la ley de reemplazo propuesta por los republicanos la pondría en silla de ruedas debido a su enfermedad (esclerosis múltiple). Ella recuerda que antes del Obamacare, llegaron a negarle seguro por tener "condiciones preexistentes" o en otras palabras, porque ya estaba enferma a la hora de solicitar seguro médico. No fue sino hasta que el ex presidente Barack Obama lograra pasar su ley que ella pudo obtener el cuidado que necesitaba.

Sin embargo, el ACA corre un peligro de ser invalidado dado los continuos intentos de los republicanos por revocar y reemplazarlo. Según Catherine Cortez-Masto, la primera senadora latina del Congreso por el estado de Nevada, estos han votado ya sesenta y cuatro veces anular el Obamacare,afortunadamente de forma infructuosa.

Y es que el nuevo seguro ofrecerá muy poco de lo que ahora pueden disfrutar los asegurados, prácticamente sería un paso hacia atrás. Esto gracias a los recortes de subvenciones que ahora son otorgados por el gobierno. Según las últimas cifras, cerca de 24 millones perderían seguro médico si el plan republicano reemplazara el presente plan.

En resumidas cuentas, usted podrá ser muy democrata o republicano de hueso colorado, pero esto dista de ser cuestión de fidelidades a partido alguno. La enfermedad no respeta asociaciones, y ya sea que lo entienda o no, tarde o temprano tendrá que utilizar seguro médico.

Diseño Gráfico: Raul Martinez-Sandoval raul.martinez@impactousa.com 310-543-6130

### CORTES

## Juicio de 'El Chapo' será en un año

Famoso ex capo usará abogados de oficio

Agencia EFE

El juicio contra el capo del narcotráfico mexicano Joaquín "El Chapo" Guzmán comenzará el 16 de abril del año próximo, como fecha tentativa, según se anunció en una vista judicial del caso esta semana.

"El Chapo" está detenido en Estados Unidos tras ser extraditado desde México el 19 de enero pasado, horas antes de que terminara su mandato el presidente Barack Obama. Está procesado por diez delitos criminales y por su papel como líder del Cártel de Sinaloa.

En la vista judicial, el procesado dijo estar conforme con los abogados de oficio que lo están defendiendo ante los tribunales de Nueva York y expresó su deseo de seguir con ellos.

La audiencia judicial tenía el propósito de hacer un repaso de las diligencias efectuadas hasta ahora en este proceso y confirmar si el detenido estaba satisfecho con los abogados que lo están defendiendo desde horas después de que llegara a Estados Unidos.

El tribunal que lleva el caso, a cargo del juez Brian Cogan, dijo además el 15 de agosto próximo como fecha de la próxima audiencia sobre el estatus del proceso, como parte de las diligencias previas antes de que comience el juicio.

En la vista judicial, los defensores legales de "El Chapo" insistieron en la necesidad de que se revisen las condiciones de retención que afectan al mexicano en el penal de máxima seguridad de Nueva York donde está preso.

Síguenos en Facebook y Twitter **impactousa.com**

### AVISO DE ENCUENTRO PÚBLICO Y AVISO DE DISPONIBILIDAD DE DOCUMENTOS

AVISO DE ENCUENTRO PÚBLICO: El día miércoles, 21 de junio, 2017 a las 4:00 PM, la Compañía de Inversión Comunitaria de Long Beach (CIC) conducirá un Encuentro Público en la sala de conferencias del Serpico de las Cámaras Municipales en 333 West Ocean Boulevard, Long Beach.

El propósito del encuentro público es para analizar la contribución del público en el desarrollo del 2016-2022 Plan Consolidado (Consolidated Plan), 2016 Plan de Acción (Action Plan), y emiendas para el Plan de Acción del año 2017 y Plan de Acción del año 2016 (Amendments). Un plan consolidado describe y da prioridad a necesidades de vivienda y desarrollo de la comunidad, y da actividades consideradas necesarias, apropiadas y financiadas por el Departamento de E.U.I., de Vivienda y Desarrollo Urbano (HUD). Según los requisitos de HUD, el plan consolidado reúne, en una presentación consolidada, los aspectos de planificación y aplicación de los Community Development Block Grant (CDBG), Emergency Solutions Grant (ESG), y los fondos del Programa HOME Investment Partnership (HOME) para abordar las prioridades.

Copias del Plan Consolidado, 2016 Plan de Acción y las emiendas estarán disponibles empezando el 20 de mayo para revisión pública por 30 días en el Serpico de las Cámaras Municipales, la librería principal, 151 Pacific Avenue, o pueden encontrarse en la página web del Departamento de Desarrollo: <http://www.lbb.usinfo.com/development>

La Ciudad de Long Beach tiene la intención de proveer acomodaciones razonables de acuerdo con el Acto de Americans con discapacidades de 1992. Si se requiere acomodaciones especiales, por favor contactar a Ram Hagoa al (562) 570-7400, por lo menos 48 horas antes de la Audiencia Pública del 21 de junio, 2017. Los comentarios que deseen presentar sus comentarios por escrito, lo deben hacer por la fecha 19 de junio, 2017. Los comentarios por escrito deben de ser enviados a: Alan Hagoa, Development Services Department, 333 W. Ocean Blvd., 3rd Floor, Long Beach, California 90802. Email: [Alan.Hagoa@longbeach.gov](mailto:Alan.Hagoa@longbeach.gov). Teléfono: (562) 570-7400.

## Los Clasificados

impactousa.com (562) 499-1415 Fax: (562) 499-1484 clasificados@impactousa.com 21250 Hawthorne Blvd., Suite 170, Torrance, CA 90503

Employment Empleo Oportunidades de empleo Employment Opportunities En el CLASIFICADO de Impacto USA encontrará las mejores autos a los mejores precios

## LAS RUEDAS SON TODO LO QUE NECESITAS.

Mayo es el mes de la bicicleta.

## Metro Briefs

Mes de la bicicleta 2017 Acompañe a Metro a celebrar uno de los mayores inventos de la humanidad: la bicicleta. Las celebraciones se llevarán a cabo en el mes de mayo y hay muchas cosas emocionantes. Aprenda a reparar su bicicleta en talleres informativos, participe en el Día de la Trabajo en Bicicletas (Bike to Work Day) el 18 de mayo y vaya a la Noche de Bicicletas (Bike Night) en Union Station el 26 de mayo, habrá comida y diversión. Obtena más información en [metro.net/bikemonth](http://metro.net/bikemonth).

Metro quiere saber sus comentarios acerca del presupuesto para el año fiscal 2018 El presupuesto anual de Metro establece prioridades de transporte en todo el condado de Los Angeles para el siguiente año. Metro recibirá comentarios acerca del presupuesto para el año fiscal 2018 en una audiencia pública el 17 de mayo, antes de que la Junta Directiva lo implemente formalmente. Para obtener más información acerca de la audiencia o para compartir sus comentarios, visite [metro.net/budgetcomments](http://metro.net/budgetcomments).

Metro protege a nuestros conductores En Metro, la seguridad es nuestra prioridad número uno. Nos esforzamos para mantener a nuestros pasajeros a salvo, así como a nuestros conductores. Nuestros conductores de autobuses están orgullosos de llevar a los pasajeros a sus destinos sin contratiempos. No se tolerará ninguna agresión en contra de alguno de nuestros conductores. Si ve algo, diga algo, repórtelo llamando al 888.950.7233.

Haga un recorrido en Metro Rail (Bici) que puede llegar directamente a los destinos populares del sur de California, como el centro de Santa Monica, Universal Studios y a Grand Central Market en Metro Rail! Aprenda cómo comenzar un recorrido guiado CICALTTO de las líneas de Metro Expo, Red y Purple Line. Observe consejos útiles sobre cómo planificar su viaje, comprar un pase y viajar en Metro Rail y el sistema de autobuses. Para reservar su lugar, visite [metro.net/aur](http://metro.net/aur).

Metro @metro.net @metrolongbeach @longbeachinfo





LBDS - Homepage x  
 lbd.info  
 Wednesday, February 15, 2017  
 Email Search... SEARCH




Home  
 Building & Safety  
 Housing & Community Improvement  
 Neighborhood Services  
 Planning  
 Successor Agency to LBRDA  
 Forms & Applications  
 Safe Long Beach - LBVPP  
 Publications  
 Public Records Request  
 Contact Us  
 Directions to Parking  
 FAQs

The mission of the Long Beach Development Services is to make a difference in our community by building a dynamic, safe and sustainable city that honors its past and embraces the future.

**CONTACT INFO**  
 LBDS  
 333 West Ocean Blvd.  
 Long Beach CA 90802  
 Phone: (562) 570-LBDS (5237)

**Latest News**

**Notice of Public Hearing for the 2018-2022 Consolidated Plan**

On Wednesday, March 15, 2017 at 4:00 PM, The Long Beach Community Investment Company (CIC) will conduct a Public Hearing to allow for public input in the creation of the 2018-2022 Consolidated Plan, as well as the 2017-2018 Action Plan. The Hearing will be held at City Hall, 333 West Ocean Blvd., 3<sup>rd</sup> Floor, Large Conference Room.

- Public Hearing Notice (English)
- Public Hearing Notice (Spanish)
- Public Hearing Notice (Khmer)
- Public Hearing Notice (Tagalog)

**City Now Accepting Mills Act 2017 Applications**

The City is now accepting applications for the third year of its reinstated Mills Act Property Tax Abatement Program (Mills Act), an economic incentive program for historic properties. The public is invited to attend two important events to learn about how to qualify and apply for tax benefits, while also preserving the City's designated landmarks.

**UPCOMING EVENTS**

**Mon., March 13, 2017**  
 5:30 PM  
[Cultural Heritage Commission](#)

**Mon., April 10, 2017**  
 5:30 PM  
[Cultural Heritage Commission](#)

**Mon., May 8, 2017**  
 5:30 PM  
[Cultural Heritage Commission](#)

**Mon., June 12, 2017**  
 5:30 PM  
[Cultural Heritage Commission](#)

**Mon., July 10, 2017**  
 5:30 PM  
[Cultural Heritage Commission](#)

DRAFT

**Long Beach Press-Telegram**

727 Pine Avenue  
Long Beach, CA 90844  
562-499-1236  
Fax: 562-499-1391  
legals@presstelegram.com

5007769

CITY OF LB/PLAN DEPT  
PORTIA SMITH  
333 W OCEAN BL 4TH FL  
LONG BEACH, CA 90802

**PROOF OF PUBLICATION  
(2015.5 C.C.P.)**

**STATE OF CALIFORNIA  
County of Los Angeles**

I am a citizen of the United States and a resident of the County aforesaid; I am over the age of eighteen years, and not a party to or interested in the above-entitled matter. I am the principle clerk of the printer of the Long Beach Press-Telegram, a newspaper of general circulation, printed and published daily in the City of Long Beach, County of Los Angeles, and which newspaper has been adjudged a newspaper of general circulation by the Superior Court of County of Los Angeles, State of California, on the date of March 21, 1934, Case Number 370512. The notice, of which the annexed is a true printed copy, has been published in each regular and entire issue of said newspaper and not in any supplement thereof on the following dates, to wit:

**02/15/2017**

I certify (or declare) under the penalty of perjury that the foregoing is true and correct.

Executed at Long Beach, LA Co. California,  
this 17th day of February, 2017.



Signature

The Long Beach Press-Telegram, a newspaper of general circulation, is delivered to and available in but not limited to the following cities:  
Long Beach, Lakewood, Bellflower, Cerritos, Downey, Norwalk, Artesia, Paramount, Wilmington, Compton, South Gate, Los Alamitos, Seal Beach, Cypress, La Palma, Lynwood, San Pedro, Hawaiian

(Space below for use of County Clerk Only)

Legal No. **0010898363**

**NOTICE OF PUBLIC HEARING**

**NOTICE OF PUBLIC HEARING:** On Wednesday, March 15, 2017 at 4:00 PM, The Long Beach Community Investment Company (CIC) will conduct a Public Hearing in the Large Conference Room on the 3rd Floor of City Hall at 333 West Ocean Boulevard, Long Beach.

The purpose of the Public Hearing is to allow for public input in the creation of the 2018-2022 Consolidated Plan, as well as the 2017-2018 Action Plan, which is based on priorities outlined in the Consolidated Plan. A Consolidated Plan describes and prioritizes the housing and community development needs, as well as activities to address those needs as defined and funded by the U.S. Department of Housing and Urban Development (HUD). As required by HUD, the Consolidated Plan brings together, in one consolidated submission, the planning and application aspects of the Community Development Block Grant (CDBG), Emergency Solutions Grant (ESG), and HOME Investment Partnership Program (HOME) funds to address those priorities.

The City of Long Beach intends to provide reasonable accommodation for the Public Hearings in accordance with the Americans with Disability Act (ADA) of 1990. If special accommodations are required, please call Alem Hagos at (562) 570-7403 at least 48 hours prior to the March 15, 2017 Public Hearing. Citizens wishing to provide written comments must do so by March 14, 2017. Written comments must be addressed to Alem Hagos, Development Services Department, 333 West Ocean Boulevard, Long Beach, California 90802. Email: alem.hagos@longbeach.gov.

**Pub Feb 15, 2017(11)PT(898363)**

**Long Beach Press-Telegram**

727 Pine Avenue  
Long Beach, CA 90844  
562-499-1236  
Fax: 562-499-1391  
legals@presstelegram.com

5007769

CITY OF LB/PLAN DEPT  
PORTIA SMITH  
333 W OCEAN BL 4TH FL  
LONG BEACH, CA 90802

**PROOF OF PUBLICATION  
(2015.5 C.C.P.)**

**STATE OF CALIFORNIA  
County of Los Angeles**

I am a citizen of the United States and a resident of the County aforesaid; I am over the age of eighteen years, and not a party to or interested in the above-entitled matter. I am the principle clerk of the printer of the Long Beach Press-Telegram, a newspaper of general circulation, printed and published daily in the City of Long Beach, County of Los Angeles, and which newspaper has been adjudged a newspaper of general circulation by the Superior Court of County of Los Angeles, State of California, on the date of March 21, 1934, Case Number 370512. The notice, of which the annexed is a true printed copy, has been published in each regular and entire issue of said newspaper and not in any supplement thereof on the following dates, to wit:

**05/18/2017**

I certify (or declare) under the penalty of perjury that the foregoing is true and correct.

Executed at Long Beach, LA Co. California,  
this 23th day of May, 2017.



Signature

The Long Beach Press-Telegram, a newspaper of general circulation, is delivered to and available in but not limited to the following cities:  
Long Beach, Lakewood, Bellflower, Cerritos, Downey, Norwalk, Artesia, Paramount, Wilmington, Compton, South Gate, Los Alamitos, Seal Beach, Cypress, La Palma, Lynwood, San Pedro, Hawaiian

LP6-12/01/15

(Space below for use of County Clerk Only)

Legal No. **0010950276**

**NOTICE OF PUBLIC HEARING AND  
NOTICE OF DOCUMENT  
AVAILABILITY**

**NOTICE OF PUBLIC HEARING:** On June 21st 2017 at 4:00PM, the City of Long Beach Community Investment Company (CIC) will conduct a Second Public Hearing in the 3rd Floor Conference Room in City Hall at 333 West Ocean Boulevard, Long Beach.

The purpose of the Public Hearing will be to receive public comment on the 2018-2022 Draft Consolidated Plan (Con Plan), 2018 Draft Action Plan (Action Plan), and Amendment to the 2017 and 2016 Action Plans (Amendments). A Consolidated Plan describes and prioritizes the housing and community development needs, as well as activities to address those needs as defined and funded by the U.S. Department of Housing and Urban Planning (HUD). As required by HUD, the Consolidated Plan brings together, in one consolidated submission, the planning and application aspects of the Community Development Block Grant (CDBG), Emergency Solutions Grant (ESG), and HOME Investment Partnership Program (HOME) funds to address those priorities.

Draft copies of the 2018-2022 Consolidated Plan, 2018 Action Plan, and Amendments will be available beginning May 20th for 30-day Public Review at 333 W. Ocean Blvd., 3rd Floor, the Main Library, 101 Pacific Avenue, or can be downloaded from the Development Services web page:

[www.lbds.info/consolidatedplan/](http://www.lbds.info/consolidatedplan/)

The City of Long Beach intends to provide reasonable accommodation for the Public Hearing in accordance with the Americans with Disabilities Act (ADA) of 1990. If you require this document in an alternate format or if special accommodations are required of hearing, please call Alem Hagos at (562) 570-7403 at least 48 hours prior to the June 20, 2017 Public Hearing. Citizens wishing to provide written comments must do so by June 18, 2017. Written comments must be addressed to Alem Hagos, Development Services Department, 333 W. Ocean Blvd., 3rd Floor, Long Beach, California 90802. Email: [Alem.Hagos@longbeach.gov](mailto:Alem.Hagos@longbeach.gov). Telephone: (562) 570-7403.

**Pub May 18, 2017(11)PT(950276)**

## Appendix B: Priority Setting

---

DRAFT

Funding Source	Priority	Other Community Priorities Being Addressed	Supported by Survey/PB Activity	Proposed Consolidated Plan Activities	Funding Level (Annual)	Objectives	Notes
<b>1. PUBLIC SERVICES (Resources are Capped at 15% of Entitlement Funds)</b>							
CDBG	-Anti-Crime Programs (H) -Youth Services (H) -Graffiti Removal (H)	-Outdoor Park & Recreation Facilities (CPTED Model) (H) -Code Enforcement (H) -Business Corridor Beautification (H)	Yes/ Yes	After School Program Graffiti Removal Mural Restoration Neighborhood Resource Center Neighborhood Leadership Program <b>Proposed Funding Total</b>	\$390,000 \$150,000 \$10,000 \$115,000 \$5,000 <b>\$670,000</b>	30,000 /150,000 people 20,000/100,000 sites 10/50 murals 10,000/50,000 people 30/150 people	Before program design and resource location that may or may not result in the continuation of current programming for this priority area, meetings with current MOU Departments is recommended to consider public input.
CDBG	-Mental Health Services (H)	-Anti-Crime Programs (H)	Yes/ Yes	Multi-Service Center <b>Proposed Funding Total</b>	\$100,000 <b>\$100,000</b>	15,000/75,000 people	Current services and resource allocation in this priority area is through the City's CoC and ESG programming. If a decision is made to continue CDBG funding for MSC, a focus on outreach and mental health is recommended.
CDBG	-Senior Services (H)	-Mental Health Services (H)	Yes/ Yes	Senior Services (Ex: Home Sharing, Tax Assistance) <b>Proposed Funding Total</b>	\$60,000 <b>\$60,000</b>		Before funding allocation and program design consideration, meetings with pertinent Departments is recommended to consider the public input.
<b>2. COMMUNITY FACILITIES</b>							
CDBG	-Indoor Community Centers (Not Programming) (H) -Senior Centers (H)	-All Public Service Priorities (Anti-Crime, Mental Health, Senior Services)	Yes/ Yes	Targeted Place-Making (Facilities/ Outdoor Parks/ Alleys/ NPP) <b>Proposed Funding Total</b>	\$ _____ \$ _____		To reduce disparities in access to quality public facilities, priority should be given to public facilities in PBNIS areas. It is recommended that a list of potential projects be prepared by staff and voted by PBNIS residents in order to comply with Participatory Budgeting.
CDBG	-Outdoor Park & Recreation Facilities (H)	-Anti-Crime Programs (H) -Business Corridor Beautification (H) -Small-Scale Neighborhood Beautification Projects (H)	Yes/ Yes	Targeted Place-Making (Facilities/ Outdoor Parks/ Alleys/ NPP) <b>Proposed Funding Total</b>	\$ _____ \$ _____		To reduce disparities in access to quality public facilities and to address visual blight, priority should be given to public spaces in PBNIS areas. It is recommended that a list of potential projects be prepared by staff and voted by PBNIS residents in order to comply with Participatory Budgeting. Projects will be coordinated and complimented by Light, Quick and Cheap (LQC) Projects.
<b>3. PUBLIC INFRASTRUCTURE</b>							
CDBG	-Sidewalk Improvements (L)	-Accessibility Improvement (L)	Yes/ No	Sidewalk Improvement Prop. A funding available for sidewalk improvements. Discussion with Public Works to communicate low-priority status of this project. <b>Proposed Funding Total</b>	\$500,000 <b>\$500,000</b>	60,000/300,000 sq ft	
CDBG	-Street & Alley Improvements (H) -Small-Scale Beautification Projects (LQC) (H) -Urban Forestry (H)	-Anti-Crime Programs (H) -Business Corridor Improvements (H) -Outdoor Park and Recreation (H)	Yes/ Yes	Urban Forestry Targeted Place-Making (Facilities/ Outdoor Parks/ Alleys/ NPP) <b>Proposed Funding Total</b>	\$50,000 \$594,012 <b>\$644,012</b>	350/1,750 trees 5/25 public facilities/ infrastructure	Work with Public Works to design project that addresses CDBG-residents input. Projects will be coordinated and complimented by LQC projects and preferably to create a space for residents to strengthen their own neighborhood (place-making). LQC focus can be on environment & nature, art installations, accessible, clean & safe spaces.

Funding Source	Priority	Other Community Priorities Being Addressed	Supported by Survey/PB Activity	Proposed Consolidated Plan Activities	Funding Level (Annual)	Objectives	Notes
<b>4. BUSINESS &amp; JOBS</b>							
CDBG	-Programs to Attract New Businesses or Retain Businesses in Long Beach (H) -Business Assistance Programs for Entrepreneurs (H)	-Create Jobs (H)	Yes	Loan Program (Line of Credits) Specifically designed for small businesses in PBNIS areas that provide direct goods and services to residents. LOC can be used as working-capital to improve stock of high-quality goods. <b>Proposed Funding Total</b>	\$157,000 <b>\$157,000</b>	3/15 business loans	Reexamine City's current loan portfolio, including Grow Loan Long Beach and Bus. Startup Grant with Economic and Property Development staff.
CDBG	-Business Technical Assistance to Improve or Expand Businesses (Including Access to Capital) (H) -Create Jobs (H)	-Business Assistance Programs for Entrepreneurs (H) -Programs to Attract New Businesses or Retain Businesses in Long Beach (H)	Yes/ Yes	Technical Business Assistance / SBDC (Citywide) <b>Proposed Funding Total</b>	\$110,000 <b>\$110,000</b>	20 /500 jobs/businesses	Continue prior year activity with LBCC. The program, as-is, provides considerable value and leverage.
CDBG	-Business Corridor Beautification (H)	-Code Enforcement (H)	Yes/ No	Business Revitalization Program (Target Area): Provides reimbursement of up to \$2,000 per business. <b>Proposed Funding Total</b>	\$367,142 <b>\$367,142</b>	75/375 businesses	Program should be restructured to focus in PBNIS areas and PBNIS adjacent business corridors. Consider 50% match requirement in non-PBNIS areas. Projects will be coordinated and complimented by LQC.
<b>5. HOUSING (CDBG)</b>							
CDBG	-Code Enforcement (H)	-Anti-Crime Programs (CPTED) (H)	Yes/ Yes	City Attorney Designated Area Code Enforcement <b>Proposed Funding Total</b>	\$150,000 \$1,159,551 <b>\$1,309,551</b>	50 /250 Units 8,000 /40,000 Units	An opportunity to create a new Code Enforcement Designated Area that fully encompasses PBNIS areas. Due to reduction in CDBG funding, funding levels should be re-examined in order to address other Neighborhood Improvement Programs.
CDBG	-Homeowners Rehabilitation Financial Assistance (H)	-Lead Testing/Abatement (L) -Housing for Seniors (H) -Anti-Crime Programs (CPTED) (H) -Accessibility Improvement (L)	Yes/ Yes	1. Home Improvement Loan: Improve existing aging housing stock by providing a long-term deferred loan of up to \$10,000. Total of 15-20 loans per year. Focus on PBNIS areas. Loan program can be packaged as a revolving loan. a. Deferred, No Interest Loan: For seniors, people on fixed income, and less than 50% AMI households. b. Low-Interest Loan (0-3%): 50-80% AMI. 2. Home Improvement Rebate: Improving aging housing stock by providing grant rebates of up to \$2,000 to homeowners/ tenants with income less than or equal to 80% AMI. Total of 50 rebates per year. Focus on low/mod households. 3. Program Delivery <b>Proposed Funding Total</b>	\$150,000  \$172,000  \$235,295 <b>\$557,300</b>	10/50 loans  85/425 Units	Project has to continue if CE activity is funded, per HUD regulations. Proposed Home Improvement Programs are for alterations and repairs that correct code deficiencies or improve health and safety of the home, including ADA upgrades. Conditions listed.

Funding Source	Priority	Other Community Priorities Being Addressed	Supported by Survey/ Activity	Proposed Consolidated Plan Activity	Funding Level (Annual)	Objectives	Notes
<b>6. HOUSING (HOME)</b>							
HOME	Affordable Rental Housing (H) Rental Housing Rehabilitation Financial Assistance (H)	-Affordable Rental Housing (H) -Housing for Seniors (H) -Housing for Persons with Disabilities (H) -Lead Testing/Abatement (L)	Yes/ Yes	Multi-Family Residential Rehab Loan (CHDO) New Construction/ Acquisition and Rehabilitation Program <b>Proposed Funding Total</b>	\$332,009 \$2,465,046 (\$1M PI) <b>\$2,797,055</b>	3/15 Units 40/200 Units	
HOME	Homeowners Rehabilitation Financial Assistance (H)	-Housing for Seniors (H) -Housing for Persons with Disabilities (H) -Lead Testing/Abatement (L)	Yes/ Yes	Single-Family Residential (Owner-Occupied) Rehabilitation Loan Program <b>Proposed Funding Total</b>	\$0 <b>\$0</b>		
HOME	Homebuyer Financial Assistance (L)		Yes/ No	<b>Proposed Funding Total</b>	<b>\$0</b>		Supported by survey, however notably 60% of respondents were homeowners.
HOME	Rental Security Deposit Assistance (H)	-Permanent Housing for People Experiencing Homelessness(L)	Yes/ No	Security/Utility Deposit Assistance (Modified) <b>Proposed Funding Total</b>	\$195,000 <b>\$195,000</b>	65/325 Households	Modification: % Area Median Income (MFI) – and either at-risk of homelessness or experiencing homelessness.
				Administration	221,339		
<b>7. SPECIAL NEEDS</b>							
ESG	Emergency Shelter for People Experiencing Homelessness (H)	-Services for Homeless (H) -Services for Domestic Violence (H) -Transitional Housing for People Experiencing Homelessness (H)	Yes/ Yes	Emergency Shelter Rapid Re-Housing Homelessness Prevention Services Street Outreach HMIS  <b>Administration</b> <b>Proposed Funding Total</b>	\$247,526 \$165,041 \$0 \$0 \$38,086 <b>\$507,817</b>	375/1,875 people 30/150 people 250/1,250 people 0/0 6/30 agencies	
ESG	Services for Substance Abuse (L)		No/ No	<b>Proposed Funding Total</b>	<b>\$0</b>		
ESG	Services for the Disabled (H)		Yes/ No	<b>Proposed Funding Total</b>	<b>\$0</b>		Being addressed when providing housing for persons with disabilities using HOME funds.

## Appendix C: Relevant Maps

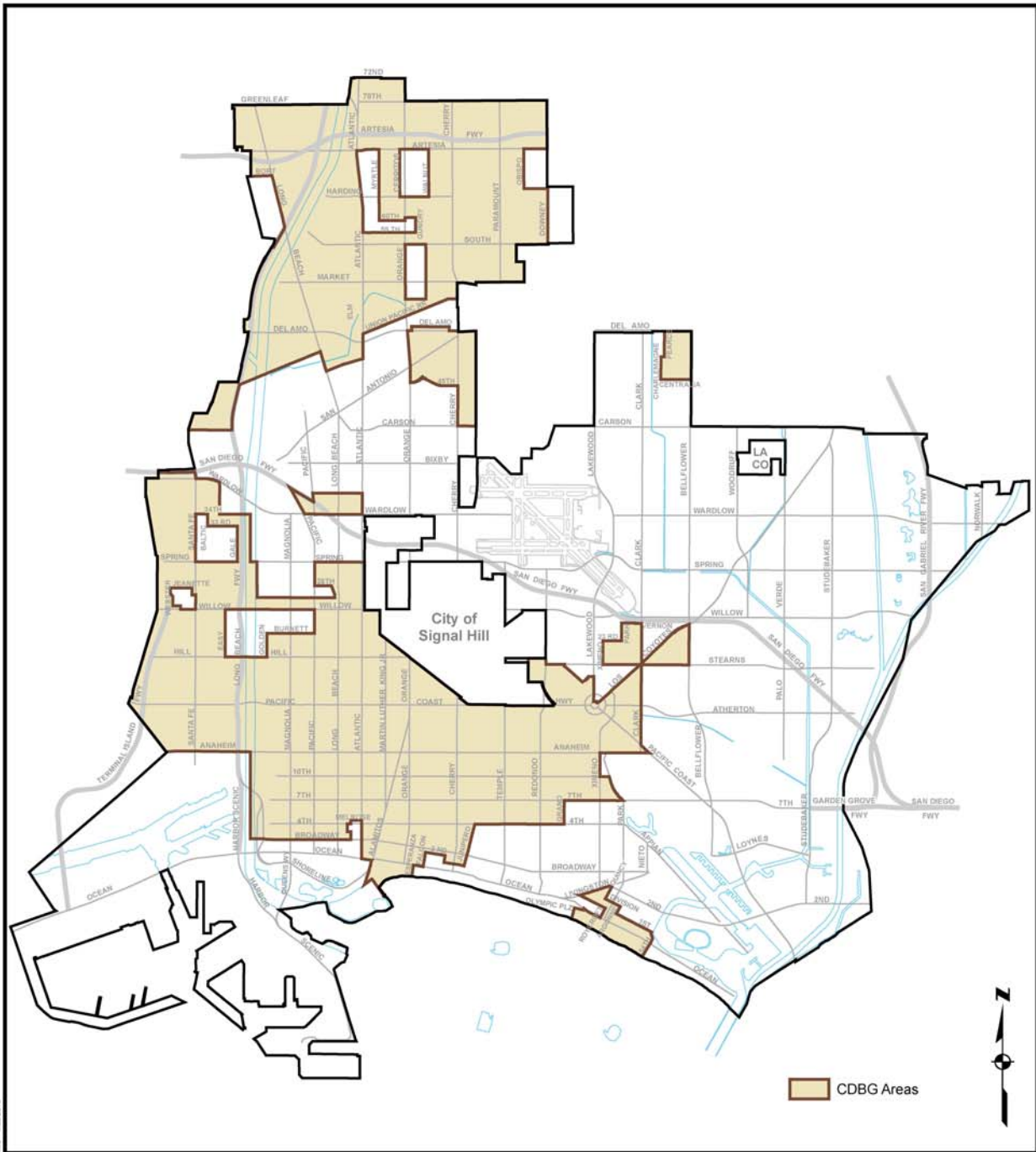
---

The following maps illustrate the various target areas in implementing the City's Consolidated Plan strategies and programs.

DRAFT



Low and Moderate Income CDBG Target Areas



City of Long Beach, California

# Community Development Block Grant (CDBG) Areas

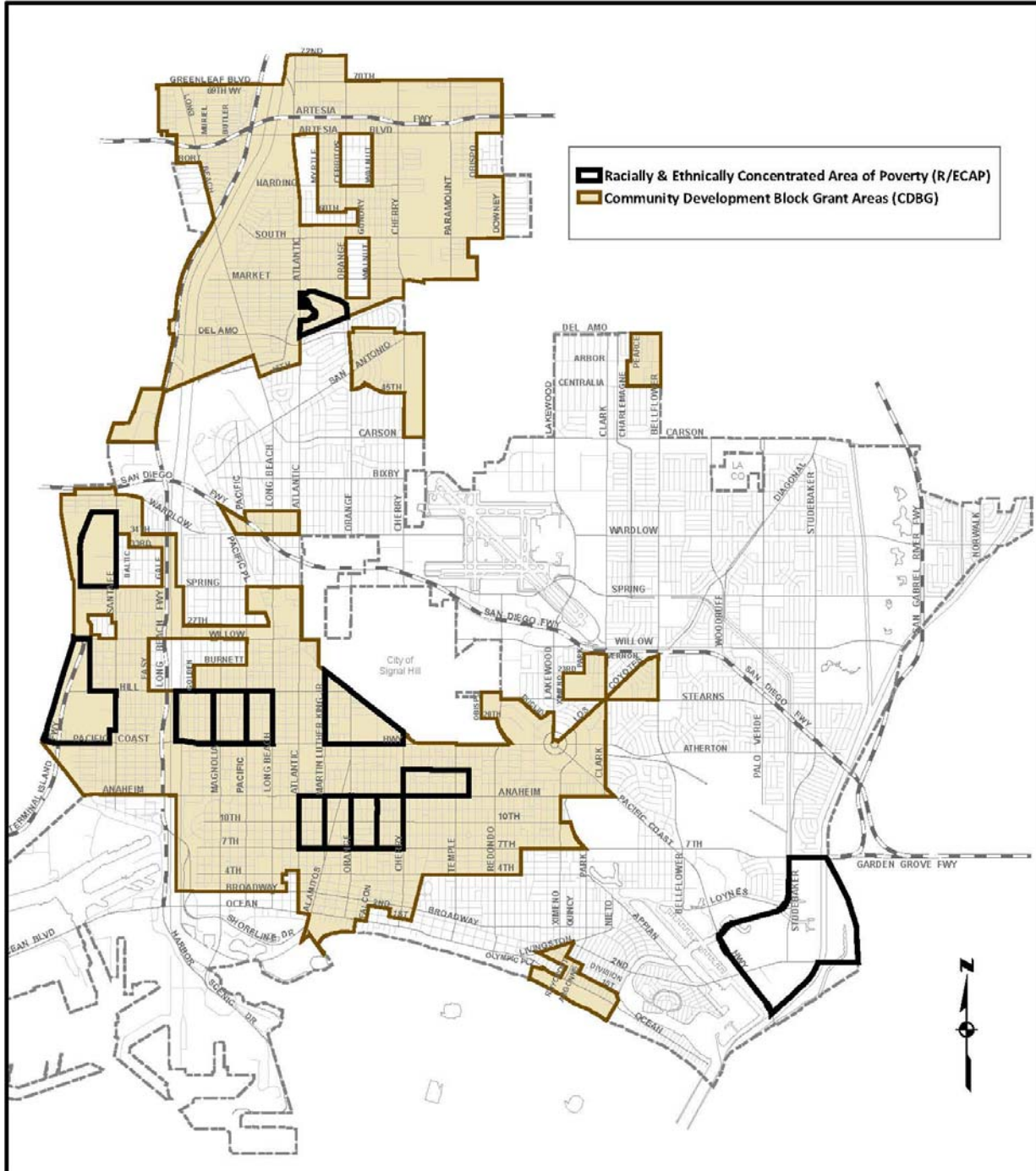
Effective July 30, 2014



Department of  
Technology and Innovation GIS

Disclaimer  
This map of the City of Long Beach is intended for informational purposes only. While reasonable effort has been made to ensure the accuracy of the data, the City assumes no liability of damages arising from errors or omissions. This map is provided without warranty of any kind. Do not make any business decisions based on this map before validating your decision with the appropriate City office.

Low and Moderate Income CDBG Target Areas and R/ECAPs



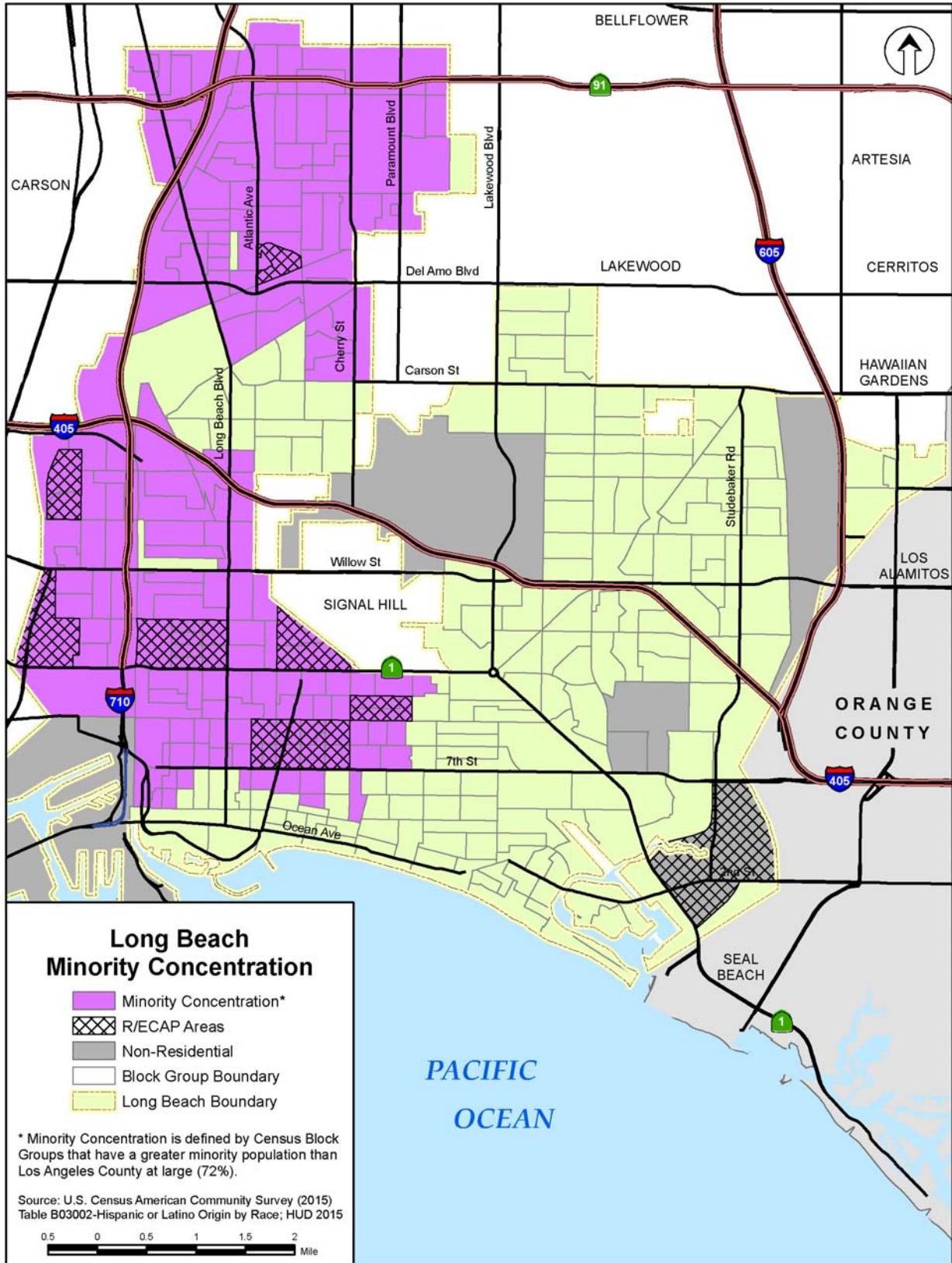
City of Long Beach

**Community Development Block Grant Areas (CDBG) and Racially & Ethnically Concentrated Area of Poverty (R/ECAP)**

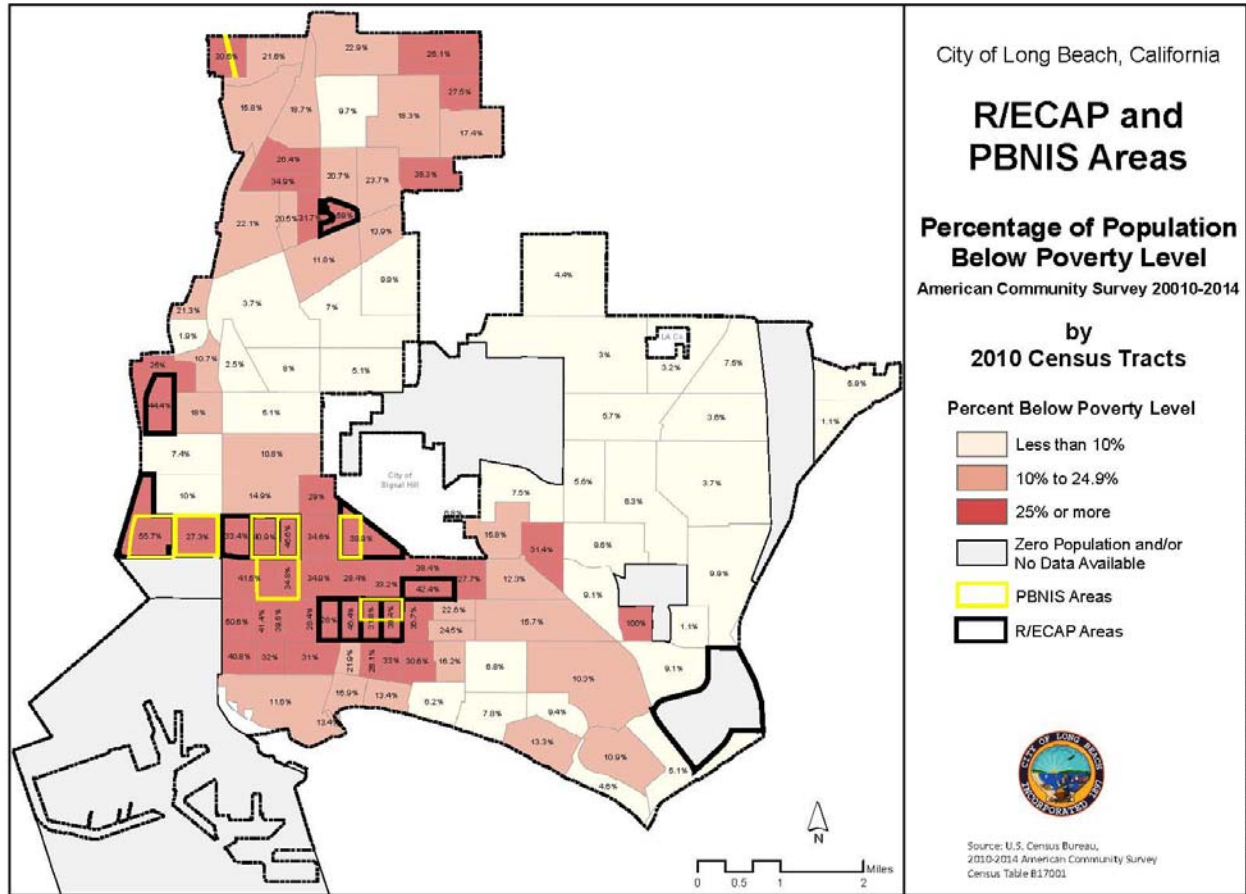


Department of Technology & Innovation T:\2016\_Development\services\Neighborhood Services\WIS\_CDBG\_RECAP\CDBG\_RECAP.mxd 11/9/2016

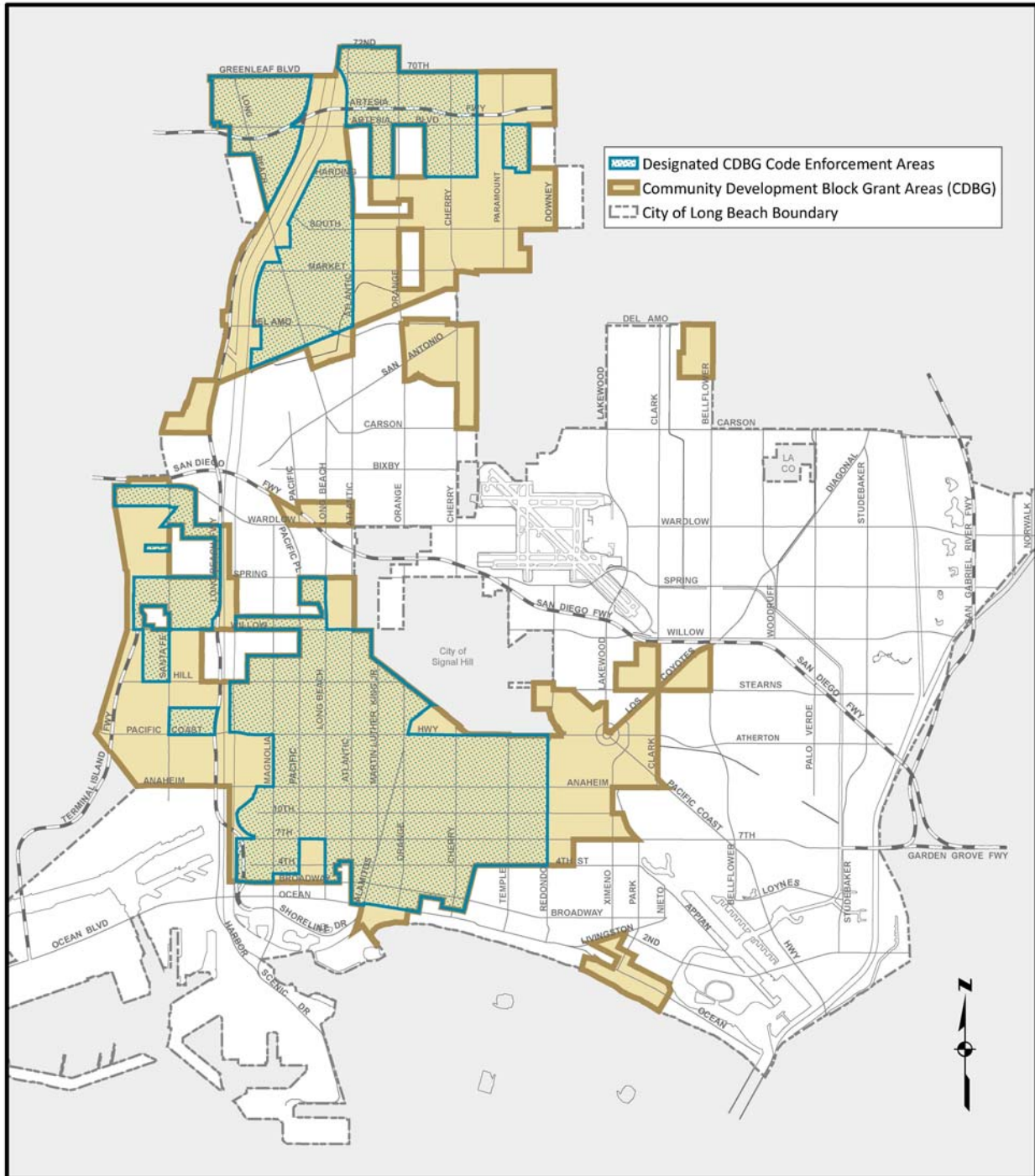
# Minority Concentration Areas



Place-Based Neighborhood Improvement Strategy Areas



Designated CDBG Code Enforcement Areas



City of Long Beach  
**Designated  
 CDBG Code Enforcement Areas**



Technology and Innovation GIS T:\2015\_DevelopmentServices\Neighborhood Services\Action Plan\Designated\_CDBG\_CEAreas\_Council.mxd 5/28/2015

## Appendix D: ESG Written Standards

---

### Long Beach Continuum of Care

#### Written Standards



Department of Health and Human Service

Homeless Services Division

# TABLE OF CONTENTS

Review Release Dates and Board Approval Dates .....	ii
Introduction .....	1
Purpose .....	1
<b>Section I: General Requirements</b>	
Coordinated Entry System .....	2
Standards for Determining Termination of Assistance .....	5
Standards for Project Participant Confidentiality .....	5
Standards for Fair and Equal Access and Inclusivity.....	5
Safety Planning .....	6
Process for Making Subawards .....	6
Homeless Participation Requirement.....	6
Full Coverage.....	6
Performance Standards .....	6
System Evaluation .....	7
Consultation with CoC Membership.....	7
“At Risk of Homelessness” Definition Requirements.....	8
<b>Section II: CoC Program Background, Policies, Procedures and Standards</b>	
Background .....	9
Policies and Procedures for Evaluating Individuals’ and Families’ Eligibility.....	9
Policies and Procedures for Determining and Prioritizing for Transitional Housing.....	9
Policies and Procedures for Determining and Prioritizing for Rapid Re-Housing.....	10
Standards for Determining Rapid Re-Housing Percentage or Amount.....	11
Policies and Procedures for Determining and Prioritizing for Permanent Supportive Housing.....	11
<b>Section III: ESG Program Background, Policies, Procedures and Standards</b>	
Background .....	13
Policies and Procedures for Evaluating Individuals’ and Families’ Eligibility .....	14
Standards for Targeting and Providing Essential Services for Street Outreach.....	14
Policies and Procedures for Admission, Diversion, Referral, and Discharge by Emergency Shelter .....	15
Policies and Procedures for Assessing, Prioritizing, and Reassessing Needs for Emergency Shelter .....	16
Policies and Procedures for Coordination.....	16
Policies and Procedures for Determining and Prioritizing for Homelessness Prevention and Rapid Re-Housing.....	16
Standards for Determining Rent and Utilities Costs for Homelessness Prevention and Rapid Re- Housing.....	19
Standards for Determining Rental Assistance Amount and Time.....	19
Standards for Determining Type, Amount, and Duration for Housing Stabilization and/or Relocation Services.....	19
Determinations of Ineligibility .....	19
<b>APPENDIX</b>	
Appendix A: Notice CPD-16-011: Prioritizing Persons Experiencing Chronic Homelessness and Other Vulnerable Homeless Persons in Permanent Supportive Housing	
Appendix B: Department of Housing and Community Development, Emergency Solutions Grants Program, State Regulations, California Code of Regulations Title 25, Division 1, Chapter 7, Subchapter 20, § 8409. Core Practices	

## REVIEW RELEASE DATES AND BOARD APPROVAL DATES

<i>Continuum of Care Grant Written Standards</i>	
Review Release Date	CoC Board of Directors Approval Date
April 30, 2015	-
May 27, 2016	September 8, 2016

<i>Emergency Solutions Grant Written Standards</i>	
Review Release Date	CoC Board of Directors Approval Date
April 30, 2015	June 24, 2015
May 27, 2016	September 8, 2016

<i>Merged CoC &amp; ESG Written Standards</i>	
Review Release Date	CoC Board of Directors Approval Date
April 11, 2017	May 11, 2017

DRAFT



## **LONG BEACH CONTINUUM OF CARE WRITTEN STANDARDS**

### **INTRODUCTION**

The City of Long Beach is committed to fostering a system of care that responds to the diverse needs of homeless individuals and families and those at-risk of homelessness. A comprehensive and coordinated approach with city leaders, local agencies and community groups proactively addresses the needs in the Long Beach community. Together these partners provide services and programming that transition homeless households from housing crisis to self-sufficiency and stable permanent housing.

### **PURPOSE**

The Continuum of Care (CoC) and Emergency Solutions Grant (ESG) Program interim rules require recipients and CoCs to consult to develop written standards for administering assistance. This is necessary to establish community-wide expectations on the operations of projects within the community, to ensure the system is transparent to users and operators, to establish a minimum set of standards and expectations in terms of the quality expected of projects, to make the local priorities transparent to recipients and subrecipient of funds, and to create consistency and coordination between projects.

The Written Standards establish a uniform criteria for eligibility determination, system delivery, prioritization, and performance measures throughout the CoC. These standards will ensure that at-risk and homeless households experiencing homelessness, who enter projects throughout the CoC, will be given similar information and support to access and maintain permanent housing. All projects that receive CoC and/or ESG funding, or co-located at the Coordinated Entry System hubs are required to abide by the Written Standards.

It is expected that the standards will be refined as programs evolve, members gain more experience, and Homeless Management Information System (HMIS) data from projects are analyzed. The Written Standards serve as the guiding principles for the Long Beach CoC system of care. These policies may only be changed by the approval of the CoC Board based on feedback from the CoC membership.

The Written Standards may be adapted to consider feedback from service providers, program participants, the effectiveness and appropriateness of housing and services for current program participants, the CoC's success at meeting the performance standards in Section 427 of the McKinney-Vento Act, changes in the characteristics of the homeless population within the CoC, or changes in the housing and service resources available.

## SECTION I: GENERAL REQUIREMENTS

### COORDINATED ENTRY SYSTEM

#### Overview of Coordinated Entry and Assessment

The Long Beach CoC Coordinated Entry System (CES) is intended to increase and streamline access to housing and services for households experiencing homelessness, to match appropriate levels of housing and services based on their needs, and to prioritize persons with severe service needs for the most intensive interventions. CES also prioritizes assistance based on vulnerability and severity of service needs to ensure that people who need assistance the most can receive it in a timely manner.

The Long Beach CES has two designated CES hubs, the Multi-Service Center (MSC) and the Homeless Assistance Program (HAP) Project. The MSC is a unique facility that co-locates social service agencies that provide integrated, centralized assessment and comprehensive services for at-risk and homeless individuals and families in one location. Services include: showers, mail, outreach and prevention services, case management, crisis counseling, educational assurances, life skills training, employment assistance, financial literacy, expungement workshops, fair housing workshops, housing coordination and deposit assistance, health screenings, HIV/AIDs related services, substance abuse and mental health treatment referrals, veterans services, mainstream benefits, and referrals to other community resources.

The HAP serves as a satellite CES for the CoC system of care. The HAP provides integrated, centralized assessment and comprehensive services for homeless people, with expertise in working with homeless people with a mental illness and those with a dual diagnosis of mental illness and substance abuse. These individuals, especially those with co-occurring disorders, are among those described as chronically homeless. Mental illnesses, like schizophrenia or bipolar disorder, coupled with very low or no income, are major factors that perpetuate long-term homelessness. HAP streamlines service delivery, minimizes barriers to obtaining and maintaining permanent housing, and ultimately reduces the length of homelessness experienced by individuals.

The Department of Housing and Urban Development's (HUD) primary goals for coordinated entry processes are that assistance be allocated as effectively as possible and that assistance be easily accessible no matter where or how people present. Key elements of coordinated assessment include:

- A coordinated assessment location and staff
- The use of standardized assessment tools to assess consumer needs
- Referrals to programs based on the results of the assessment tools
- Capturing and managing data related to assessment and referrals in a Homeless Management Information System (HMIS)
- Prioritization of consumers with the most barriers to return to housing for the most cost- and service-intensive interventions.

Funded agencies will participate in the CES, ensuring that any point of entry in the CoC provides participants with access to stabilization and housing. Agencies will participate in the CoC's CES intake process. Participation includes direct service for and referrals to: homeless programs, prevention and diversion, mainstream resources, and housing. Projects will prioritize referrals from the CES hubs, to fill project vacancies within five (5) business days.

### Goals of Coordinated Entry System

CES is intended to increase and streamline access to housing and services for households experiencing homelessness, to match appropriate levels of housing and services based on their needs, and to prioritize persons with severe service needs for the most intensive interventions. CES will help the Long Beach CoC prioritize assistance based on vulnerability and severity of service needs to ensure that people who need assistance the most can receive it in a timely manner. The Long Beach CoC identified the following common goals for the CES:

- Assistance will be allocated as effectively as possible
- Assistance is easily accessible no matter where or how people present
- The process will be easy on the program participant, and will provide quick and seamless entry into homelessness services
- Individuals and families will be referred to the most appropriate resource(s) for their individual situation
- The process will prevent duplication of services
- The process will reduce length of homelessness
- The process will insure full occupancy across programs
- The process will improve performance outcomes across funded projects

### Assessment

The Long Beach CoC has adopted the Vulnerability Index and Service Prioritization Decision Assistance Tool (VI-SPDAT) as its primary assessment tool. The tool is a combination of the Vulnerability Index, which measures the chronicity and vulnerability of a person and the Service Prioritization Decision Assistance Tool, which is an intake and case management tool that helps allocate resources in a logical, targeted way that focuses on individual needs. The combination of the two tools allows providers to assess a person beyond the general population categories like vulnerable and chronically homeless and to understand the person on multi-dimensions to better meet their needs. The tool provides for an unbiased assessment of a household's overall housing and service needs. The VI-SPDAT is not meant to replace any other programmatic assessment, but rather is a universal assessment tool that is used in combination with other appropriate program tools. The VI-SPDAT is centralized in the HMIS and shared across CoC/ESG partners in an effort to increase coordination of care and to de-duplicate assessment efforts. Assessment may occur over time and there may also be instances where a participant should be reassessed or reprioritized, particularly if s/he remains homeless for a long period of time or if there has been a significant change in the household that may impact service need. The VI-SPDAT assessment in conjunction with other screening tools will assist in:

- Screening for diversion or prevention
- Assessing shelter and other emergency needs
- Identifying housing resources and barriers
- Evaluating vulnerability to prioritize for assistance
- Screening for program eligibility
- Facilitating connections to mainstream resources

The Long Beach CES hubs provide preliminary triage and assessment to determine program eligibility and level of assistance needed. Households are assessed to determine the least level of assistance needed in order to maintain or obtain sustainable housing.

Housing status and annual income, where required, are verified by program staff prior to program enrollment. Additionally, the evidence relied upon to establish and verify homeless status and annual income are included in the Homeless Management Information System

(HMIS) record to demonstrate compliance with program regulations, to establish history of homelessness, and to prevent duplication of services within the CoC.

Households that are screened and determined to meet preliminary criteria will have a VI-SPDAT completed in order to identify the household's housing and service needs. The agency will follow the Written Standards guiding the use of the VI-SPDAT.

#### Outreach and Engagement

Funded agencies will participate in outreach and engagement of the street homeless population including participation in the Long Beach CoC Street Outreach Network. The agency will utilize the HMIS to enter, document and update data on outreach and engagement of the street homeless population and follow protocol for adding participants to the Chronic Homeless Registry.

#### Prioritization for Permanent Supportive Housing (PSH) Placement

Funded agencies will participate in the Long Beach CoC PSH Placement Prioritization Process. All PSH placements will be prioritized according to the CoC's written prioritization process and aligned with HUD priorities. PSH placements will come from the Housing Prioritization List established by the Chronic Homeless Registry.

#### Housing First Certification

Housing First is an evidence-based practice that has shown to be an effective model for chronically homeless populations to access, obtain and maintain permanent housing. Funded agencies will utilize a Housing First approach per the awarded project application. Housing First is a housing approach that offers permanent, affordable housing as quickly as possible for individuals and families experiencing homelessness, and then provides the supportive services and connections to community-based supports people need to keep their housing and avoid returning to homelessness. Housing First does not have service participation requirements or precondition requirements for program enrollment.

Housing First Certification components include:

- Quickly and successfully connecting homeless individuals and families to permanent housing;
- No service participation requirements or preconditions including, but not limited to:
  - Demonstration of sobriety
  - Completion of alcohol or drug treatment
  - Agreeing to comply with a treatment regimen upon program entry
  - Placement into Transitional Housing prior to permanent housing
  - Minimum income threshold
  - Participation in services as a condition of tenancy
  - Related preconditions during program participation that might lead to the program participant's termination from the project
  - Program participants are not required to participate in services as a condition of tenancy
- Supportive services that are offered to maximize housing stability and prevent returns to homelessness;
- Participation in supportive services based on the needs and desires of program participants;
- Tenants have full rights, responsibilities, and legal protections; and

- Practices and policies to prevent lease violations and evictions.

## **STANDARDS FOR DETERMINING TERMINATION OF ASSISTANCE**

CoC and ESG funded projects may terminate assistance to project participants who violate program requirements or conditions of occupancy. Termination under this section does not bar the subrecipient from providing further assistance at a later date to the same individual or family. The subrecipient may terminate assistance in accordance with a formal process established by the subrecipient that recognizes the rights of individuals affected. This process, at a minimum, must consist of:

- Written notice to the program participant containing a clear statement of the reasons for termination;
- A review of the decision, in which the program participant is given the opportunity to present written or oral objections before a person other than the person (or a subordinate of that person) who made or approved the decision to terminate; and
- Prompt written notice of the final decision to the program participant.

## **STANDARDS FOR PROJECT PARTICIPANT CONFIDENTIALITY**

To ensure the safety and security of program participants, subrecipients are required to develop and implement written policies and procedures to guarantee the confidentiality of records concerning program participation. Confidentiality must be protected at all times. This includes all written information, any release of information, program participant records and adequate confidential space for services. To comply with these requirements, the subrecipient should, for example, keep written records or files under lock and key with only particular personnel granted access to those files. Confidentiality statements must be signed by every employee and kept on file. Standardized forms must be used to show program participant consent when program participant information is exchanged from agency to agency and kept in the program participant chart or file. The policy regarding program participant confidentiality and the completion of required forms must be in place.

## **STANDARDS FOR FAIR AND EQUAL ACCESS AND INCLUSIVITY**

The Long Beach CoC ensures fair and equal access to programs and services for all program participants regardless of actual or perceived race, color, religion, national origin, age, gender identity, pregnancy, citizenship, familial status, household composition, disability, Veteran status, or sexual orientation. If an individual's self-identified gender or household composition creates challenging dynamics among residents within a facility, the host program should make every effort to accommodate the individual or assist in locating alternative accommodation that is appropriate and responsive to the individual's needs.

The Long Beach CES includes provisions for all priority subpopulations including households experiencing chronic homelessness, veterans, families, youth, seniors, disabled and specialized provisions for those fleeing domestic violence.

CoC/ESG providers will enroll homeless households based on needs regardless of limiting barriers to housing. Households will not be turned away from emergency response services or homeless designated housing due to lack of income, lack of employment, disability status, or substance use. Subrecipients who leverage alternate funding which restricts access to partner projects based on specific program participant attributes or characteristics, shall disclose this additional restrictions to the CoC in writing.

## **SAFETY PLANNING**

Special provisions are set in place when dealing with domestic violence households seeking services through the coordinated entry hubs. CES staff and the broader CoC shall utilize the local domestic violence hotline to coordinate intakes for households fleeing domestic violence and seeking shelter. Intake staff shall coordinate additional services via telephone directly with shelter staff, as domestic violence shelters do not track program participants in the local HMIS. Households seeking entry into domestic violence shelters are not required to access services through the CES hubs so that households can access the system of care in the most seamless and safest manner possible.

## **PROCESS FOR MAKING SUBAWARDS**

As the lead agency of the Long Beach CoC, the City of Long Beach Department of Health and Human Services (DHHS) competitively funds nonprofit agencies that provide a broad array of services to address the needs of the men, women, and children experiencing homelessness or at-risk of homelessness in Long Beach. A Request For Proposals (RFP) will be issued, in compliance with procurement requirements and City Council authorization. The City will allocate and administer CoC and ESG State and Federal funds via executed subcontracts, as recommended by the Homeless Services Advisory Committee (HSAC) to the CoC Board and approved by the Mayor and City Council of Long Beach.

## **HOMELESS PARTICIPATION REQUIREMENT**

The DHHS has a homeless or formerly homeless person serving as a voting member on the Homeless Services Advisory Committee (HSAC). HSAC is an advisory body that was established by City Ordinance in 1988 to commence strategic planning activities to address homelessness in the City. HSAC is comprised of representatives from each of 9 council districts along with two representatives appointed by the Mayor. The Continuum of Care Board also has a homeless or formerly homeless person serving as a voting member.

## **FULL COVERAGE**

The Long Beach CES services the entire Long Beach jurisdiction. The CES provides linkages to services that are funded by the CoC, as well as non-CoC funded projects, such as those funded through the State/Federal Emergency Solutions Grant, County funded projects, faith based partners, businesses, and philanthropic groups. The Long Beach CES works collaboratively with regional CES partners to ensure that all households accessing the Long Beach CES are effectively linked to their corresponding CES where appropriate.

## **PERFORMANCE STANDARDS**

The CoC's ESG State and Federal allocations will complement and contribute to the Long Beach CoC system performance measures by providing resources to increase permanent housing placements, reduce the length of homelessness, increase housing retention, and maintain/increase household income.

DHHS will utilize the local HMIS to regularly monitor progress, ensure compliance with eligibility requirements and effectively coordinate CoC services and housing resources. HMIS will be utilized to track program participant data and report on outputs and outcomes as required by funders.

## **SYSTEM EVALUATION**

The CES process will be evaluated on a regular basis to ensure that it is operating at maximum efficiency. The CES Advisory Board will be the lead entity that evaluates system delivery and will partner with the HMIS subcommittee to review data on system performance. Performance evaluation will include:

- A monthly review of metrics from the coordinated assessment process including occupancy reports, length of stay, and turn over beds coordination.
- A program participant focus group with people experiencing homelessness that have accessed the coordinated assessment process.
- An annual performance report with a section devoted to coordinated assessment and homelessness assistance system outcomes. The report may include assessment data, as well as the total number of assessments and referrals made, successes to be shared. Major findings from this report will be presented to the CoC Board.

Subrecipients will participate in the CoC General Membership meetings, webinars, and any relevant subcommittees that support quality service delivery within the system of care.

## **CONSULTATION WITH CONTINUUM OF CARE MEMBERSHIP**

The City of Long Beach Department of Development Services, Neighborhood Services Bureau manages the Consolidated Planning process for the City and collaborates with the Department of Health and Human Services (DHHS), Bureau of Human Services, Homeless Services Division, which is the City lead for the local Continuum of Care (CoC) jurisdiction. As lead CoC agency since 1995, DHHS competitively funds nonprofit agencies that provide a broad array of services located at the Multi-Service Center (MSC), the Villages at Cabrillo, The Village – Mental Health America of Los Angeles, and other scattered site programs to address the needs of those experiencing homelessness in Long Beach. The Homeless Services Division administers the following components within the City's Consolidated Plan: Emergency Solutions Grant (ESG) and HOME Move-in Deposit Program. In addition, the Homeless Services Division collaborates directly with the City's Housing Authority to coordinate the CoC Rental Assistance projects (formerly known as Shelter Plus Care projects), Housing Choice Voucher (Section 8) set aside, and the Veterans Affairs Supportive Housing (VASH) programs for the City.

The Homeless Services Division works closely with the Long Beach CoC stakeholders for input and guidance on the development and implementation of funding priorities, performance standards, system-wide policies and procedures, program implementation, and the HMIS. The Homeless Services Officer, MSC Coordinator, and Homeless Impacts Coordinator participate in several advisory boards, including the HSAC, an advisory body appointed by the Long Beach City Council; the Coordinated Entry System Advisory Board; and the Villages at Cabrillo Advisory Board. The Homeless Services Officer also hosts regular CoC Membership meetings to review system wide coordination. The CoC Membership has subcommittees in the following topic areas:

- Educational Assurances Policy
- Chronic Homelessness Initiative
- Veteran Homelessness Initiative
- Discharge Planning Consortium
- Homeless Management Information System (HMIS)

- HEARTH Act system transformation

**REQUIREMENTS FOR RECIPIENTS WHO PLAN TO USE THE RISK FACTOR UNDER PARAGRAPH (1)(iii)(G) OF THE “AT RISK OF HOMELESSNESS” DEFINITION**

*The City does not intend to use the risk factor under Paragraph (1)(iii)(G) of the “at risk of homelessness” definition.*

DRAFT



*SECTION II: CONTINUUM OF CARE (COC) PROGRAM BACKGROUND,  
POLICIES, PROCEDURES, AND STANDARDS*

**BACKGROUND**

Beginning in 1987, the City of Long Beach has committed to shaping a comprehensive and coordinated system of care that responds to the diverse needs of individuals and families experiencing homelessness and those at-risk of becoming homeless. The City continues to expand services to these populations and facilitates a seamless delivery system using an active collaboration of local agencies, city leaders, community groups, and other public and private resources. Through the Long Beach Continuum of Care, the City and its community partners strive to create a balance of emergency, transitional, and permanent housing and supportive services to assist families and individuals experiencing homelessness. Through this balance of services, the Long Beach CoC empowers families and individuals to make the critical transition from housing crisis to self-sufficiency and stable permanent housing.

**POLICIES AND PROCEDURES FOR EVALUATING INDIVIDUALS' AND FAMILIES' ELIGIBILITY FOR ASSISTANCE UNDER 24 CFR 578**

Households are triaged at time of initial intake for program eligibility and level of assistance needed. Households are assessed to determine the least level of assistance needed to maintain or obtain sustainable housing by utilizing the Vulnerability Index and Service Prioritization Decision Assistance Tool (VI-SPDAT) as the primary assessment tool. The household must meet the requirements of an applicable AND eligible category under the definition of "At Risk of Homelessness" OR definition of "Homeless" as established by HUD at 24 CFR §578.3, in addition to all applicable requirements for each project.

For homeless assistance programs:

- The household has not identified any subsequent housing options.
- The household lacks the financial resources and support networks needed to obtain immediate housing.

Housing status and annual income, where required, are verified by program staff prior to program enrollment. Additionally, the evidence relied upon to establish and verify homeless status and annual income are included in the Homeless Management Information System (HMIS) record in order to demonstrate compliance with program regulations, prevent duplication of services and enhance interagency coordination within the CoC.

**POLICIES AND PROCEDURES FOR DETERMINING AND PRIORITIZING WHICH ELIGIBLE INDIVIDUALS AND FAMILIES WILL RECEIVE TRANSITIONAL HOUSING ASSISTANCE**

Transitional housing addresses the needs of several homeless subpopulations including unaccompanied youth, veterans, single women and men, families, substance users, and dually diagnosed persons. The CES prioritizes transitional housing placement for homeless households requiring long-term shelter (more than 90-days) with the outcome target to secure permanent housing. Projects awarded for transitional housing under the Long Beach COC must utilize a Housing First approach.

Eligible households for transitional housing placement include, but are not limited to:

- Households with no income or limited income
- Recent history of substance abuse, or actively using drugs or alcohol

- Sporadic employment history
- No high school diploma/GED
- Survivors of domestic violence
- Head of household has a significant disability impeding them from working
- Head of household has a significant disability requiring supportive housing services
- Household is employed but total household income cannot sustain fair market rent
- Criminal background

**POLICIES AND PROCEDURES FOR DETERMINING AND PRIORITIZING WHICH ELIGIBLE INDIVIDUALS AND FAMILIES WILL RECEIVE RAPID RE-HOUSING ASSISTANCE.**

Rapid Re-housing (RRH) is an intervention, informed by a Housing First approach, which is a critical part of a community's effective homeless crisis response system. RRH projects are designed to support households living on the streets or in emergency shelters so that these households can achieve long-term housing stability. The RRH projects assists households to address practical and immediate challenges to obtaining permanent housing by linking them to community resources, reducing the amount of time they experience homelessness, and avoiding a near-term return to homelessness.

Households prioritized for Rapid Re-housing are those that lack financial resources and support networks needed to obtain immediate housing, but have the ability to maintain housing with sufficient income and social supports with the assistance of Rapid Re-housing.

Households prioritized for rapid re-housing services include:

- Household recently lost its employment and is receiving unemployment benefits
- Household has a part-time job
- Household has a full time job
- Household recently lost its job and has exhausted its unemployment benefits; or
- Household has a history of steady, gainful employment for at least 6 months within the previous 24 months, if not currently employed
- Lower acuity (1-7) VI-SPDAT
- Households that can demonstrate the ability to be self-sufficient within a short time frame

Rapid Re-housing projects may establish an income requirement for continued eligibility at re-evaluation, a maximum amount or percentage of rental assistance that a program participant may need, a maximum number of months that a program participant may receive rental assistance, and a maximum number of times that a program participant may receive rental assistance.

Projects receiving Rapid Re-Housing funds are required to determine that units meet HUD's Housing Quality Standards, rent reasonableness standards (which is the applicable rent standard), and comply with the Lead Based Paint Poisoning Prevention Act. Program participants receiving Tenant Based Rental Assistance (TBRA) must sign a lease of at least one year that is renewable (for a minimum term of one month) and terminable only for cause.

Supportive services include a wide range of services outlined in 24 CFR part 578.53. Supportive services may be provided until 6 months after rental assistance stops. At a minimum, program participants must attend monthly case management meetings; however, if the project is

operating under the Housing First approach, service participation may be refused, but must be documented as such.

**STANDARDS FOR DETERMINING WHAT PERCENTAGE OR AMOUNT OF RENT EACH PROGRAM PARTICIPANT MUST PAY WHILE RECEIVING RAPID RE-HOUSING ASSISTANCE.**

Determination of the share of rent and utilities cost will be determined at time of household's intake assessment and will be approved as the smallest amount needed in order to maintain or obtain housing. CoC-funded rental assistance cannot be provided to a program participant who is receiving the same type of assistance through other public sources, or to a program participant who is being provided with replacement housing payments under the Uniform Relocation Assistance and Real Property Acquisition Policies Act of 1970 (URA) at the same time. Units assisted with rental assistance must also meet rent reasonableness standards, and have both a rental assistance agreement and written lease agreement before financial assistance payments are approved. CoC-funded rental assistance will be paid directly to the appropriate third-party (e.g. property owner).

**POLICIES AND PROCEDURES FOR DETERMINING AND PRIORITIZING WHICH ELIGIBLE INDIVIDUALS AND FAMILIES WILL RECEIVE PERMANENT SUPPORTIVE HOUSING ASSISTANCE.**

The Long Beach CoC maintains a wide portfolio of permanent housing resources ranging from deposit assistance to permanent supportive housing. All households are assessed by the CES for eligibility and overall needs to ensure that the household is being linked to the most appropriate housing resource. Order of priority for Permanent Supportive Housing (PSH) beds will be determined in accordance with Exhibit A, *Notice CPD-16-011: Prioritizing Persons Experiencing Chronic Homelessness and other Vulnerable Homeless Persons in Permanent Supportive Housing*.

CoC funded PSH agencies will follow an order of priority that targets persons who need housing the most. This will ensure that persons who are Chronically Homeless (CH) are prioritized for housing with an appropriate level of care. The CoC dedicates and prioritizes PSH beds in order to increase the number available to persons who are CH. Agencies are encouraged to increase the number of CH PSH beds dedicated to persons experiencing chronic homelessness by designating formerly non-CH beds as CH beds. All PSH projects are encouraged to prioritize the designation of CH beds that become vacant to the maximum extent possible.

*Priority Levels:* An order of priority is used to prioritize chronically homeless individuals and families for housing. The order of priority is based upon the severity of needs, and not upon diagnosis or disability type. PSH projects are required to follow the order of priority when selecting participants for housing in accordance with the CoC's written standards and current grant agreement. Order of priority for occupancy in PSH is as follows:

- First Priority—Chronically Homeless Individuals and Families with the Longest History of Homelessness and with the Most Severe Service Needs.
- Second Priority—Chronically Homeless Individuals and Families with the Longest History of Homelessness.
- Third Priority—Chronically Homeless Individuals and Families with the Most Severe Service Needs.
- Fourth Priority—All Other Chronically Homeless Individuals and Families.

### Other Considerations and Requirements for PSH Projects

- Compliance of CoC funded PSH agencies with nondiscrimination provisions of Federal civil rights laws, including, but not limited to, the Fair Housing Act, Section 504 of the Rehabilitation Act, Title VI of the Civil Rights Act, and Titles II or III of the Americans with Disabilities Act, as applicable.
- Compliance of CoC funded PSH agencies with recordkeeping requirements that document a program participant's status as chronically homeless.
- Recipients must maintain and follow written intake procedures to comply with the definition of CH status. The order of priority for obtaining evidence is: (1) third-party documentation, (2) intake worker observations, and (3) certification from the person seeking assistance. Records contained in an HMIS or comparable database used by victim service or legal service providers are acceptable.
- PSH projects that include beds dedicated to, or prioritized for, CH must maintain records verifying individuals or families in those beds meet the definition for CH status.

DRAFT

*SECTION III: EMERGENCY SOLUTIONS GRANT (ESG) PROGRAM BACKGROUND,  
POLICIES, PROCEDURES, AND STANDARDS*

**BACKGROUND**

In accordance with Title 24 of the Code of Federal Regulations (24 CFR) 91.220(l)(4)(i) and 567.400(e)(1), the City of Long Beach (City) and the Long Beach Continuum of Care (CoC) have developed the following written standards for the provision and prioritization of Emergency Solutions Grant (ESG) funding. The following standards are intended as basic, minimum standards to which individual ESG applicants and/or subrecipients can add additional and more stringent standards applicable only to their own projects. These required standards help to ensure that the ESG program is administered fairly and methodically. The City and the Long Beach CoC will continue to build upon and refine this document.

The Homeless Emergency Assistance and Rapid Transition to Housing Act of 2009 (HEARTH Act) significantly amended the McKinney-Vento Homeless Assistance Act, including major revisions to the Emergency Shelter Grants program, which was renamed the Emergency Solutions Grants program. The HEARTH Act, and implementation of the applicable federal regulations by HUD, incorporated many of the lessons learned from the implementation of the Homelessness Prevention and Rapid Re-Housing Recovery Act Program (HPRP) into the new ESG program, including placing a greater emphasis on rapid re-housing assistance.

The City of Long Beach is awarded Federal ESG funds annually from the Department of Housing and Urban Development (HUD) as part of the Annual Action Plan Process. These funds are designed to identify sheltered and unsheltered homeless persons, as well as those at risk of homelessness, and provide the services necessary to help those persons quickly regain stability in permanent housing after experiencing a housing crisis and/or homelessness.

The City of Long Beach was recently designated by the California State Department of Housing and Community Development (HCD) as an Administrative Entity (AE) of State ESG funds in furtherance of these goals. As an AE, the City's responsibility is to award and administer State ESG funds to eligible service providers for ESG eligible activities in the CoC service area. State ESG regulation section 8403(g) requires that AEs select qualified service providers through a process that meets HCD requirements. All CA ESG funds shall be utilized in a manner consistent with the Core Practices set forth in 25 CCR 8409. The State ESG program is subject to change by the State.

The State ESG Program, funded by the State's General Fund, funds activities eligible under the Federal ESG Program, including rapidly re-housing individuals and families, preventing families and individuals from becoming homeless, engaging homeless individuals and families living on the street, and operating homeless shelters and providing essential services to shelter residents. Funds awarded by an AE shall be used for eligible activities as permitted by 25 CCR 8408. State ESG funds shall not be used for Renovation, Conversion, or Major Rehabilitation activities pursuant to 24 CFR §576.102.

The ESG program allows the City to set priorities based on the needs of the community. These standards outline the specific guidelines and priorities that will be used by the City in awarding and administering ESG funding. Currently, eligible program components that are prioritized under the City's ESG program are Emergency Shelter, Street Outreach, Rapid Re-Housing, Administrative Costs, Homeless Management Information System (HMIS), and Homelessness Prevention.

Applications for projects in other components will not be considered at this time. The City and Long Beach Continuum of Care may revise ESG component priority in subsequent years.

## **POLICIES AND PROCEDURES FOR EVALUATING INDIVIDUALS' AND FAMILIES' ELIGIBILITY FOR ASSISTANCE UNDER EMERGENCY SOLUTIONS GRANT (ESG)**

All subrecipients receiving ESG funds will ensure that all program participants meet the applicable eligibility requirements for the project. At a minimum, this includes:

- An initial evaluation, conducted in accordance with the centralized assessment, these written standards, and Long Beach CoC Standards of Care, to determine:
  - Eligibility of each individual or family for ESG assistance; AND
  - The amount and types of assistance needed to (re)gain stability in permanent housing; AND
- The household must meet the requirements of an applicable AND eligible category under the definition of “At Risk of Homelessness” OR definition “Homeless” as established by HUD at 24 CFR§576.2; AND
- For Homelessness Prevention assistance:
  - The household income must be below 30% area median income (AMI).
  - The household has not identified any subsequent housing options.
  - The household lacks the financial resources and support networks necessary to retain immediate housing or remain in their existing housing without ESG assistance.
- For Rapid Re-housing assistance:
  - The household has not identified any subsequent housing options.
  - The household lacks the financial resources and support networks needed to obtain immediate housing.

Housing status and annual income must be verified through recordkeeping and documentation procedures outlined by HUD in 24 CFR part 576. Additionally, the evidence relied upon to establish and verify homeless or at risk for homelessness status and annual income must be included in the program HMIS participant record sufficient to demonstrate compliance with the program regulations.

## **STANDARDS FOR TARGETING AND PROVIDING ESSENTIAL SERVICES RELATED TO STREET OUTREACH**

Funded projects under the street outreach component provide outreach and engagement to all people experiencing homelessness regardless of subpopulation. Outreach efforts are targeted to those individuals/families who are least likely to access services on their own and are determined to be vulnerable. Projects can use funds for costs providing essential services necessary to reach out to unsheltered homeless people to connect them with emergency shelter, housing or critical services; and provide urgent, non-facility based care to unsheltered

homeless people who are unwilling or unable to access emergency shelter, housing, or an appropriate health facility. For the purposes of ESG-funded street outreach projects, the term “unsheltered homeless people” means individuals and families who qualify as homeless under paragraph (1)(i) of the “homeless” definition under the § 576.2.

**POLICIES AND PROCEDURES FOR ADMISSION, DIVERSION, REFERRAL, AND DISCHARGE BY EMERGENCY SHELTERS ASSISTED UNDER ESG, INCLUDING STANDARDS REGARDING LENGTH OF STAY, IF ANY, AND SAFEGUARDS TO MEET THE SAFETY AND SHELTER NEEDS OF SPECIAL POPULATION.**

The City and the Long Beach CoC are continuing to collaborate on the refinement of the policies and procedures for admission, diversion, referral, and discharge by emergency shelters assisted under ESG. ESG-funded emergency shelter programs serve households that meet the definition of “homeless” as defined by HUD at 24 CFR §576.2. Households served by ESG-funded emergency shelters lack a fixed, regular, and adequate nighttime residence; cannot be served by other programs or resources; and have no other options for overnight shelter. Households are referred to ESG- funded emergency shelters after exhausting all available options for diversion.

Projects funded under the Emergency Shelter component work directly with the CES to target open shelter beds. Households are screened using a standardized assessment tool to evaluate program eligibility and identify the appropriate intervention(s) to meet the households’ needs. Households are assessed to determine the lowest level of assistance needed to maintain or obtain sustainable housing. Households needing immediate shelter will be prioritized and placed based on availability.

CES intake staff prioritize emergency shelter placement for homeless households requiring short-term shelter with the outcome target to secure permanent housing such as:

- Households that are able to afford fair market rent but lack the supports or resources to stabilize into housing on their own.
- Households that recently lost income, but have the work history to secure employment and stabilize in a short amount of time.
- Households that recently secured a housing voucher and are in the process of securing long-term permanent housing.
- Households that need to be stabilized due to long term street homelessness

Diversion from emergency shelter is one of the strategies the Long Beach CoC utilizes to reduce homelessness within the local community. During intake assessment, households are assessed for existing support systems and resources to prevent them from entering the shelter system. Intake staff provide linkages to mainstream resources such as childcare, employment services, and food resources to stabilize households. HMIS is used to increase coordination and avoid duplication of services.

Emergency shelter placement is prioritized for homeless households requiring short-term shelter (less than 90-days) with the outcome target to secure permanent housing. Homeless households requiring longer than a 90-day stay will be prioritized for direct entry to transitional shelter. Discharges from the emergency shelter will be coordinated at the CES hubs by the ESG funded eligibility screening staff member for alternative placement to housing stabilization resources. Emergency shelters will ensure vacancies will be filled within 72 hours.

## **POLICIES AND PROCEDURES FOR ASSESSING, PRIORITIZING, AND REASSESSING INDIVIDUALS' AND FAMILIES' NEEDS FOR ESSENTIAL SERVICES RELATED TO EMERGENCY SHELTER**

Due to limited length of stay in emergency shelter, households will be assessed, prioritized, and reassessed for essential services on a regular basis; they will also be regularly assessed to determine progress on goals pertaining to increasing income, linkages to mainstream and homeless services resources, and housing placement. Emergency shelter staff will work with the CoC partners to ensure linkages to mainstream services, employment, and housing resources are expedited in an effort to reduce length of time that a household experiences homelessness. Eligible Essential Services include case management; child care; educational services; employment assistance and job training; outpatient health services, but only to the extent that other appropriate health services are unavailable in the community; legal services, but only to the extent that other appropriate legal services are unavailable or inaccessible in the community; life skills training; mental health services, but only to the extent that other appropriate mental health services are unavailable or inaccessible in the community; substance abuse treatment services, but only to the extent that other appropriate substance abuse treatment services are unavailable or inaccessible within the community; and transportation.

## **POLICIES AND PROCEDURES FOR COORDINATION AMONG EMERGENCY SHELTER PROVIDERS, ESSENTIAL SERVICES PROVIDERS, HOMELESSNESS PREVENTION, AND RAPID RE- HOUSING ASSISTANCE PROVIDERS; OTHER HOMELESS ASSISTANCE PROVIDERS; AND MAINSTREAM SERVICE AND HOUSING PROVIDERS**

The system coordination among the emergency shelters, homelessness prevention, rapid re-housing, homeless assistance and mainstream service providers will be completed via the CES hubs. At both CES hubs, representatives from mainstream benefits and employment services are located onsite to increase income and earning capacity for those served by the Long Beach CoC. There is regular, open, and ongoing communication between the ESG partners, the Long Beach CoC, and the City via meetings and trainings. Furthermore, ESG subrecipients are required to participate in the local HMIS, which coordinates care, reduces duplication, and better serves program participants across the CoC system of care.

## **POLICIES AND PROCEDURES FOR DETERMINING AND PRIORITIZING WHICH ELIGIBLE FAMILIES AND INDIVIDUALS WILL RECEIVE HOMELESSNESS PREVENTION ASSISTANCE AND WHICH ELIGIBLE FAMILIES AND INDIVIDUALS WILL RECEIVE RAPID RE- HOUSING ASSISTANCE**

Homelessness prevention and shelter diversion can reduce the number of people entering the homeless assistance system and the demand for shelter and other programmatic housing beds. While prevention is the least proven strategy, linking homelessness prevention and diversion efforts with the centralized assessment process can create an integrated, system-wide "front door" to the homeless assistance system. Homelessness prevention will be prioritized for individuals and families who would spend the night in an emergency shelter or on the streets without ESG assistance. To be eligible for homeless prevention services under ESG, the household must:

- Meet the requirements of a category under either the definition of "At Risk of Homelessness" OR categories 2 or 4 under the definition of definition "Homeless" as established by HUD at 24 CFR§576.2;
- Have an annual household income below 30% of area median income;



- Have not identified any subsequent housing options;
- Lack the financial resources and support networks necessary to retain immediate housing or remain in their existing housing without ESG assistance;
- Meet one of the following prevention targets:
  - Severe housing cost burden (55% to 75% rent to gross monthly income ratio);
  - Fixed income is TANF, Pension, SSI, VA benefits;
  - Sudden and significant loss of source of income; or
  - Had a onetime financial incident and a onetime gap payment will end the housing crisis; AND
- Demonstrate at least one of the following risk factors:
  - Household unit left primary residence in Long Beach within past 3 months and is currently staying with family/friends;
  - Household is living in a motel, using own resources;
  - Residency in housing that has been condemned by housing officials and is no longer meant for human habitation;
  - Eviction within 2 weeks from a private dwelling;
  - Imminent foreclosure of rental housing can be confirmed;
  - Discharge within 2 weeks from an institution in which person has been a resident for more than 180 days;
  - Credit problems or history of eviction that preclude obtaining of housing;
  - Physical disabilities and other chronic health issues which are barriers to employment;
  - Recent traumatic life event that has prevented the household from meeting its financial responsibilities;
  - Homeless in last 12 months;
  - Incidence of domestic violence; and/or
  - Program participant has exhausted all other sources of public benefits.

The Rapid Re-housing component under the Federal ESG will target households residing in emergency and transitional shelter programs, to promote reduced length of time experiencing homelessness and to decrease average length of stay in shelter programs system wide. Rapid re-housing resources will be targeted to individuals and families who meet the following guidelines:

- Household must be literally homeless, as defined by HUD; AND
- No appropriate subsequent housing options have been identified; AND
- Household lacks the financial resources and support networks needed to obtain immediate housing.

Families and individuals with lower barriers to housing and less service needs who are expected to stabilize in permanent housing with no additional assistance will receive priority for Rapid Rehousing assistance for the Federal ESG Program.

Additionally, the Rapid Re-housing and Homelessness Prevention components funded under the State ESG Program must follow the Core Practices preserved in 25 CCR 8409.

Core Practices under the State ESG Program include:

- Comprehensive and coordinated access to the funded activity throughout the Service Area of the CoC;
- Prioritized access to funded services for people with the most severe needs;
- Low barrier access to services and services operated consistent with housing first practices; and
- A progressive engagement approach to services and financial assistance.

Rapid Re-housing (RRH) projects must ensure that at re-evaluation, household's income must be less than or equal to 30% of AMI. However, RRH projects may establish a maximum amount or percentage of rental assistance that a program participant may need, maximum number of months that a program participant may receive rental assistance, and maximum number of times that a program participant may receive rental assistance.

Projects receiving Rapid Re-Housing funds are required to determine that units pass HUD's Habitability Standards, rent reasonableness (rental assistance may cover up to the FMR for a unit), and comply with the Lead Based Paint Poisoning Prevention Act. Program participants receiving Tenant Based Rental Assistance (TBRA) must have a written lease between the owner and the program participant.

Supportive services are limited to housing relocation and stabilization services. Housing stability case management may not exceed 30 days during the period in which the program participant is seeking permanent housing and may not exceed 24 months during the period in which the program participant is living in permanent housing. At a minimum, program participants must attend monthly case management meetings; however, if the project is operating under the Housing First approach, service participation may be refused, but must be documented as such. The Core Practices prescribed in 25 CCR 8409 establish that all California State ESG funded programs will utilize Housing First and Progressive Engagement practices.

State regulations prohibit subpopulation targeting with State ESG funds in Homelessness Prevention and Rapid Re-housing program unless documentation of all of the following is provided to HCD prior to award of funds for these activities: (1) that there is an unmet need for these activities for the subpopulation proposed for targeting, and (2) that there is existing funding in the Continuum of Care Service Area for programs that address the needs of all of the excluded populations for these activities (25 CCR Section 8408).

## **STANDARDS FOR DETERMINING WHAT PERCENTAGE OR AMOUNT OF RENT AND UTILITIES COSTS EACH PROGRAM PARTICIPANT MUST PAY WHILE RECEIVING HOMELESSNESS PREVENTION OR RAPID RE-HOUSING ASSISTANCE**

Determination of the share of rent and utilities cost will be determined at time of household's intake assessment and will be approved as the smallest amount needed in order to maintain or obtain housing. ESG-funded financial assistance, including rental assistance, cannot be provided to a program participant who is receiving the same type of assistance through other public sources or to a program participant who has been provided with replacement housing payments under the Uniform Relocation Assistance and Real Property Acquisition Policies Act of 1970 (URA), during the period of time covered by the URA payments. Units assisted with rental assistance must also meet rent reasonableness standards, be at or below Fair Market Rent (FMR), and have both a rental assistance agreement and written lease agreement before financial assistance payments are approved. ESG-funded financial assistance, including rental assistance, will be paid directly to the appropriate third-party (e.g. utility company, property owner). Any late fees incurred while receiving ESG assistance will be the responsibility of the subrecipient or tenant; such fees must be paid by non-CoC/ESG funds.

## **STANDARDS FOR DETERMINING HOW LONG A PARTICULAR PROGRAM PARTICIPANT WILL BE PROVIDED WITH RENTAL ASSISTANCE AND WHETHER AND HOW THE AMOUNT OF THAT ASSISTANCE WILL BE ADJUSTED OVER TIME**

The City and Long Beach CoC are committed to ensuring the most efficient and effective use of ESG resources. All approvals of rental assistance will be based on the assessment of the eligible household's needs. Households receiving rapid re-housing assistance or homelessness prevention will be re-evaluated every three months to determine if the household maintains program eligibility (i.e., an annual income below 30% AMI, a lack of sufficient resources and support networks necessary to retain housing without ESG assistance, and a demonstrated continued need for financial assistance). Furthermore, ESG subrecipients will be responsible for follow up evaluations with households for tracking housing retention. Per household rental assistance should not exceed twelve months in a three-year period.

## **STANDARDS FOR DETERMINING THE TYPE, AMOUNT, AND DURATION OF HOUSING STABILIZATION AND/OR RELOCATION SERVICES**

The type of housing stabilization and/or relocation services a household receives will be determined at the time of initial evaluation, via the VI-SPDAT assessment, and at each re-evaluation. Households will be assessed for the lowest amount of need for housing stabilization. The subrecipients will retain flexibility to promote improved outcomes among a population with diverse and individualized needs. In accordance with the interim rule, no household will receive more than 24 months housing stabilization and/or relocation services in a 3-year period.

## **DETERMINATIONS OF INELIGIBILITY**

For each household determined ineligible to receive Emergency Solutions Grant (ESG) assistance, the household's record must include documentation of the reason for that determination.

**APPENDIX A**

**Notice CPD-16-011: Prioritizing Persons Experiencing Chronic Homelessness and Other Vulnerable Homeless Persons in Permanent Supportive Housing**

DRAFT



**Special Attention of:**  
All Secretary's  
Representatives

**Notice: CPD-16-11**  
**Issued: July 25, 2016**  
**Expires:** This Notice is effective until it is  
amended, superseded, or rescinded

**Issued:**  
All Regional Directors for  
CPD

**Cross Reference:** 24 CFR Parts 578 and  
42 U.S.C. 11381, *et seq.*

**Expires:**  
All CPD Division Directors  
Continuums of Care (CoC)  
Recipients of the Continuum of Care (CoC)  
Program

---

**Subject: Notice on Prioritizing Persons Experiencing Chronic Homelessness and Other  
Vulnerable Homeless Persons in Permanent Supportive Housing**

**Table of Contents**

- I. Purpose..... 3**
  - A. Background ..... 3
  - B. Goals of this Notice ..... 4
  - C. Applicability ..... 4
  - D. Key Terms..... 5
- II. Dedication and Prioritization of Permanent Supportive Housing Strategies to Increase  
Number of PSH Beds Available for Chronically Homeless Persons ..... 6**
  - A. Increase the number of CoC Program-funded PSH beds that are dedicated to persons  
experiencing chronic homelessness. .... 6
  - B. Prioritize non-dedicated PSH beds for use by persons experiencing chronic  
homelessness..... 6
- III. Order of Priority in CoC Program-funded Permanent Supportive Housing ..... 7**
  - A. Prioritizing Chronically Homeless Persons in CoC Program-funded Permanent  
Supportive Housing Beds Dedicated or Prioritized for Occupancy by Persons  
Experiencing Chronic Homelessness..... 8
  - B. Prioritizing Chronically Homeless Persons in CoC Program-funded Permanent  
Supportive Housing Beds Not Dedicated or Not Prioritized for Occupancy by Persons  
Experiencing Chronic Homelessness..... 9
- IV. Using Coordinated Entry and a Standardized Assessment Process to Determine  
Eligibility and Establish a Prioritized Waiting List ..... 10**
  - A. Coordinated Entry Requirement ..... 10
  - B. Written Standards for Creation of a Single Prioritized List for PSH..... 11

C. Standardized Assessment Tool Requirement..... 111

D. Nondiscrimination Requirements ..... 111

**V. Recordkeeping Recommendations for CoCs that have Adopted the Orders of Priority  
in this Notice ..... 111**

**VI. Questions Regarding this Notice..... 122**

## I. Purpose

This Notice supersedes Notice CPD-14-012 and provides guidance to Continuums of Care (CoC) and recipients of Continuum of Care (CoC) Program (24 CFR part 578) funding for permanent supportive housing (PSH) regarding the order in which eligible households should be served in **all** CoC Program-funded PSH. This Notice reflects the new definition of chronically homeless as defined in CoC Program interim rule as amended by the Final Rule on Defining “Chronically Homeless” (herein referred to as the Definition of Chronically Homeless final rule) and updates the orders of priority that were established under the prior Notice. CoCs that previously adopted the orders of priority established in Notice CPD-14-012, which this Notice supersedes, and who received points for having done so in the FY2015 CoC Program Competition are encouraged to update their written standards to reflect the updates to the orders of priority as established in this Notice. CoCs that have not previously adopted the orders of priority established in Notice CPD-14-012 are also encouraged to incorporate the orders of priority included in this Notice into their written standards

### A. Background

In June 2010, the Obama Administration released *Opening Doors: Federal Strategic Plan to Prevent and End Homelessness (Opening Doors)*, in which HUD and its federal partners set goals to end Veteran and chronic homelessness by 2015, and end family and youth homelessness by 2020. Although progress has been made there is still a long way to go. In 2015, the United States Interagency Council on Homelessness extended the goal timeline for achieving the goal of ending chronic homelessness nationally from 2015 to 2017. In 2015, there were still 83,170 individuals and 13,105 persons in families with children that were identified as chronically homeless in the United States. To end chronic homelessness, it is critical that CoCs ensure that limited resources awarded through the CoC Program Competition are being used in the most effective manner and that households that are most in need of assistance are being prioritized.

Since 2005, HUD has encouraged CoCs to create new PSH dedicated for use by persons experiencing chronic homelessness (herein referred to as dedicated PSH). As a result, the number of dedicated PSH beds funded through the CoC Program for persons experiencing chronic homelessness has increased from 24,760 in 2007 to 59,329 in 2015. This increase has contributed to a 30.6 percent decrease in the number of chronically homeless persons reported in the Point-in-Time Count between 2007 and 2015. Despite the overall increase in the number of dedicated PSH beds, this only represents 31.6 percent of all CoC Program-funded PSH beds.

To ensure that all PSH beds funded through the CoC Program are used as strategically and effectively as possible, PSH needs to be targeted to serve persons with the highest needs and greatest barriers towards obtaining and maintaining housing on their own—persons experiencing chronic homelessness. HUD’s experience has shown that many communities and recipients of CoC Program-funded PSH continue to serve persons on a “first-come, first-serve” basis or based on tenant selection processes that screen-in those who are most likely to succeed while screening out those with the highest level of need. These approaches to tenant

selection have not been effective in reducing chronic homelessness, despite the increase in the number of PSH beds nationally.

## **B. Goals of this Notice**

The overarching goal of this Notice is to ensure that those individuals and families who have spent the longest time in places not meant for human habitation, in emergency shelters, or in safe havens and who have the most severe service needs within a community are prioritized for PSH. By ensuring that persons with the longest histories of homelessness and most severe service needs are prioritized for PSH, progress towards the Obama Administration's goal of ending chronic homelessness will increase. In order to guide CoCs in ensuring that all CoC Program-funded PSH beds are used most effectively, this Notice revises the orders of priority related to how persons should be selected for PSH as previously established in Notice CPD-14-012 to reflect the changes to the definition of chronically homeless as defined in the Definition of Chronically Homeless final rule. CoCs are strongly encouraged to adopt and incorporate them into the CoC's written standards and coordinated entry process.

HUD seeks to achieve two goals through this Notice:

1. Establish a recommended order of priority for dedicated and prioritized PSH which CoCs are encouraged to adopt in order to ensure that those persons with the longest histories residing in places not meant for human habitation, in emergency shelters, and in safe havens and with the most severe service needs are given first priority.
2. Establish a recommended order of priority for PSH that is not dedicated or prioritized for chronic homelessness in order to ensure that those persons who do not yet meet the definition of chronic homelessness but have the longest histories of homelessness and the most severe service needs, and are therefore the most at risk of becoming chronically homeless, are prioritized.

## **C. Applicability**

The guidance in this Notice is provided to all CoCs and all recipients and subrecipients of CoC Program funds—the latter two groups referred to collectively as recipients of CoC Program-funded PSH. CoCs are strongly encouraged to incorporate the order of priority described in this Notice into their written standards, which CoCs are required to develop per 24 CFR 578.7(a)(9), for their CoC Program-funded PSH. Recipients of CoC Program funds are required to follow the written standards for prioritizing assistance established by the CoC (see 24 CFR 578.23(c)(10)); therefore, if the CoC adopts these recommended orders of priority for their PSH, all recipients of CoC Program-funded PSH will be required to follow them as required by their grant agreement. CoCs that adopted the orders of priority established in Notice CPD-14-012, which this Notice supersedes, and who received points for having done so in the most recent CoC Program Competition are strongly encouraged to update their written standards to reflect the updates to the orders of priority as established in this Notice. Lastly, where a CoC has chosen to not adopt HUD's recommended orders of priority into their written standards, recipients of CoC Program-funded PSH are encouraged to follow these standards for selecting participants into their programs as long as it is not inconsistent with the CoC's written standards.



#### D. Key Terms

1. **Housing First.** A model of housing assistance that prioritizes rapid placement and stabilization in permanent housing that does not have service participation requirements or preconditions for entry (such as sobriety or a minimum income threshold). HUD encourages all recipients of CoC Program-funded PSH to follow a Housing First approach to the maximum extent practicable.
2. **Chronically Homeless.** The definition of “chronically homeless”, as stated in Definition of Chronically Homeless final rule is:
  - (a) A “homeless individual with a disability,” as defined in section 401(9) of the McKinney-Vento Homeless Assistance Act (42 U.S.C. 11360(9)), who:
    - i. lives in a place not meant for human habitation, a safe haven, or in an emergency shelter; and
    - ii. Has been homeless and living as described in paragraph (a)(i) continuously for at least 12 months or on at least four separate occasions in the last 3 years, as long as the combined occasions equal at least 12 months and each break in homelessness separating the occasions included at least 7 consecutive nights of not living as described in paragraph (a)(i). Stays in institutional care facilities for fewer than 90 days will not constitute as a break in homelessness, but rather such stays are included in the 12-month total, as long as the individual was living or residing in a place not meant for human habitation, a safe haven, or an emergency shelter immediately before entering an institutional care facility;
  - (b) An individual who has been residing in an institutional care facility, including a jail, substance abuse or mental health treatment facility, hospital, or other similar facility, for fewer than 90 days and met all of the criteria in paragraph (a) of this definition, before entering the facility;
  - (c) A family with an adult head of household (or if there is no adult in the family, a minor head of household) who meets all of the criteria in paragraph (a) or (b) of this definition (as described in Section I.D.2.(a) of this Notice), including a family whose composition has fluctuated while the head of household has been homeless.
3. **Severity of Service Needs.** This Notice refers to persons who have been identified as having the most severe service needs.
  - (a) For the purposes of this Notice, this means an individual for whom at least one of the following is true:
    - i. History of high utilization of crisis services, which include but are not limited to, emergency rooms, jails, and psychiatric facilities; and/or

- ii. Significant health or behavioral health challenges, substance use disorders, or functional impairments which require a significant level of support in order to maintain permanent housing.
- iii. For youth and victims of domestic violence, high risk of continued trauma or high risk of harm or exposure to very dangerous living situations.
- iv. When applicable CoCs and recipients of CoC Program-funded PSH may use an alternate criteria used by Medicaid departments to identify high-need, high cost beneficiaries.

(b) Severe service needs as defined in paragraphs i.-iv. above should be identified and verified through data-driven methods such as an administrative data match or through the use of a standardized assessment tool and process and should be documented in a program participant's case file. The determination must not be based on a specific diagnosis or disability type, but only on the severity of needs of the individual. The determination cannot be made based on any factors that would result in a violation of any nondiscrimination and equal opportunity requirements, see 24 C.F.R. § 5.105(a).

## **II. Dedication and Prioritization of Permanent Supportive Housing Strategies to Increase Number of PSH Beds Available for Chronically Homeless Persons**

### **A. Increase the number of CoC Program-funded PSH beds that are dedicated to persons experiencing chronic homelessness.**

Dedicated PSH beds are those which are required through the project's grant agreement to only be used to house persons experiencing chronic homelessness unless there are no persons within the CoC that meet that criteria. If there are no persons within the CoC's geographic area that meet the definition of chronically homeless at a point in which a dedicated PSH bed is vacant, the recipient may then follow the order of priority for non-dedicated PSH established in this Notice, if it has been adopted into the CoC's written standards. The bed will continue to be a dedicated bed, however, so when that bed becomes vacant again it must be used to house a chronically homeless person unless there are still no persons who meet that criterion within the CoC's geographic area at that time. These PSH beds are also reported as "CH Beds" on a CoC's Housing Inventory Count (HIC).

### **B. Prioritize non-dedicated PSH beds for use by persons experiencing chronic homelessness.**

Prioritization means implementing an admissions preference for chronically homeless persons for CoC Program-funded PSH beds. During the CoC Program competition project applicants for CoC Program-funded PSH indicate the number of non-dedicated beds that will be prioritized for use by persons experiencing chronic homelessness during the operating year of that grant, when awarded. These projects are then required to prioritize chronically homeless persons in their non-dedicated CoC Program-funded PSH beds for the applicable operating year as the project application is incorporated into the

grant agreement. All recipients of non-dedicated CoC Program-funded PSH are encouraged to change the designation of their PSH to dedicated, however, at a minimum are encouraged to prioritize the chronically homeless as beds become vacant to the maximum extent practicable, until there are no persons within the CoC's geographic area who meet that criteria. Projects located in CoCs where a sub-CoC approach to housing and service delivery has been implemented, which may also be reflected in a sub-CoC coordinated entry process, need only to prioritize assistance within their specified area. For example, if a Balance of State CoC has chosen to divide the CoC into six distinct regions for purposes of planning and housing and service delivery, each region would only be expected to prioritize assistance within its specified geographic area.<sup>1</sup>

The number of non-dedicated beds designated as being prioritized for the chronically homeless may be increased at any time during the operating year and may occur without an amendment to the grant agreement.

### **III. Order of Priority in CoC Program-funded Permanent Supportive Housing**

The definition of chronically homeless included in the final rule on “Defining Chronically Homeless”, which was published on December 4, 2015 and went into effect on January 15, 2016, requires an individual or head of household to have a disability and to have been living in a place not meant for human habitation, in an emergency shelter, or in a safe haven for at least 12 months either continuously or cumulatively over a period of at least 4 occasions in the last 3 years. HUD encourages all CoCs adopt into their written standards the following orders of priority for all CoC Program-funded PSH. CoCs that adopted the orders of priority established in Notice CPD-14-012, which this Notice supersedes, and who received points for having done so in the most recent CoC Program Competition are strongly encouraged to update their written standards to reflect the updates to the orders of priority as established in this Notice. Where a CoC has chosen to not incorporate HUD's recommended orders of priority into their written standards, recipients of CoC Program-funded PSH are encouraged to follow these standards for selecting participants into their programs as long as it is not inconsistent with the CoC's written standards.

As a reminder, recipients of CoC Program-funded PSH are required to prioritize otherwise eligible households in a nondiscriminatory manner. Program implementation, including any prioritization policies, must be implemented consistent with the nondiscrimination provisions of the Federal civil rights laws, including, but not limited to the Fair Housing Act, Section 504 of the Rehabilitation Act, Title VI of the Civil Rights Act, and Title II or III of the Americans with Disabilities Act, as applicable. For example, while it is acceptable to prioritize based on level of need for the type of assistance being offered, prioritizing based on specific disabilities would not be consistent with fair housing requirements or program regulations.

---

<sup>1</sup> For the State of Louisiana grant originally awarded pursuant to “Department of Housing and Urban Development—Permanent Supportive Housing” in chapter 6 of title III of the Supplemental Appropriations Act, 2008 (Public Law 110-252; 122 Stat. 2351), projects located within the geographic area of a CoC that is not the CoC through which the State is awarded the grant may prioritize assistance within that geographic area instead of within the geographic area of the CoC through which the State is awarded the grant.

**A. Prioritizing Chronically Homeless Persons in CoC Program-funded Permanent Supportive Housing Beds Dedicated or Prioritized for Occupancy by Persons Experiencing Chronic Homelessness**

1. CoCs are strongly encouraged to revise their written standards to include an order of priority, determined by the CoC, for CoC Program-funded PSH that is dedicated or prioritized for persons experiencing chronic homelessness that is based on the length of time in which an individual or family has resided in a place not meant for human habitation, a safe haven, or an emergency shelter and the severity of the individual's or family's service needs. Recipients of CoC Program-funded PSH that is dedicated or prioritized for persons experiencing chronic homelessness would be required to follow that order of priority when selecting participants for housing, in a manner consistent with their current grant agreement.
2. Where there are no chronically homeless individuals and families within the CoC's geographic area, CoCs and recipients of CoC Program-funded PSH are encouraged to follow the order of priority in Section III.B. of this Notice. For projects located in CoC's where a sub-CoC approach to housing and service delivery has been implemented, which may also be reflected in a sub-CoC coordinated entry process, need only to prioritize assistance within their specified sub-CoC area.<sup>2</sup>
3. Recipients of CoC Program-funded PSH should follow the order of priority above while also considering the goals and any identified target populations served by the project. For example, a CoC Program-funded PSH project that is permitted to target homeless persons with a serious mental illness should follow the order of priority under Section III.A.1. of this Notice to the extent in which persons with serious mental illness meet the criteria. In this example, if there were no persons with a serious mental illness that also met the criteria of chronically homeless within the CoC's geographic area, the recipient should follow the order of priority under Section III.B for persons with a serious mental illness.
4. Recipients must exercise due diligence when conducting outreach and assessment to ensure that chronically homeless individuals and families are prioritized for assistance based on their total length of time homeless and/or the severity of their needs. HUD recognizes that some persons—particularly those living on the streets or in places not meant for human habitation—might require significant engagement and contacts prior to their entering housing and recipients of CoC Program-funded PSH are not required to allow units to remain vacant indefinitely while waiting for an identified chronically homeless person to accept an offer of PSH. CoC Program-funded PSH providers are encouraged to follow a Housing First approach to the maximum extent practicable. Therefore, a person experiencing chronic homelessness should not be forced to refuse an offer of PSH if they do not want to participate in the project's services, nor should a PSH

<sup>2</sup> For the State of Louisiana grant originally awarded pursuant to "Department of Housing and Urban Development—Permanent Supportive Housing" in chapter 6 of title III of the Supplemental Appropriations Act, 2008 (Public Law 110-252; 122 Stat. 2351), projects located within the geographic area of a CoC that is not the CoC through which the State is awarded the grant may prioritize assistance within that geographic area instead of within the geographic area of the CoC through which the State is awarded the grant.

project have eligibility criteria or preconditions to entry that systematically exclude those with severe service needs. Street outreach providers should continue to make attempts to engage those persons that have been resistant to accepting an offer of PSH and where the CoC has adopted these orders of priority into their written standards, these chronically homeless persons must continue to be prioritized for PSH until they are housed.

**B. Prioritizing Chronically Homeless Persons in CoC Program-funded Permanent Supportive Housing Beds Not Dedicated or Not Prioritized for Occupancy by Persons Experiencing Chronic Homelessness**

1. CoCs are strongly encouraged to revise their written standards to include the following order of priority for non-dedicated and non-prioritized PSH beds. If adopted into the CoCs written standards, recipients of CoC Program-funded PSH that is not dedicated or prioritized for the chronically homeless would be required to follow this order of priority when selecting participants for housing, in a manner consistent with their current grant agreement.

**(a) First Priority—Homeless Individuals and Families with a Disability with Long Periods of Episodic Homelessness and Severe Service Needs**

An individual or family that is eligible for CoC Program-funded PSH who has experienced fewer than four occasions where they have been living or residing in a place not meant for human habitation, a safe haven, or in an emergency shelter but where the cumulative time homeless is at least 12 months **and** has been identified as having severe service needs.

**(b) Second Priority—Homeless Individuals and Families with a Disability with Severe Service Needs.**

An individual or family that is eligible for CoC Program-funded PSH who is residing in a place not meant for human habitation, a safe haven, or in an emergency shelter and has been identified as having severe service needs. The length of time in which households have been homeless should also be considered when prioritizing households that meet this order of priority, but there is not a minimum length of time required.

**(c) Third Priority—Homeless Individuals and Families with a Disability Coming from Places Not Meant for Human Habitation, Safe Haven, or Emergency Shelter Without Severe Service Needs.**

An individual or family that is eligible for CoC Program-funded PSH who is residing in a place not meant for human habitation, a safe haven, or an emergency shelter where the individual or family has not been identified as having severe service needs. The length of time in which households have been homeless should be considered when prioritizing households that meet this order of priority, but there is not a minimum length of time required.

**(d) Fourth Priority—Homeless Individuals and Families with a Disability Coming from Transitional Housing.**

An individual or family that is eligible for CoC Program-funded PSH who is currently residing in a transitional housing project, where prior to residing in the transitional housing had lived in a place not meant for human habitation, in an emergency shelter, or safe haven. This priority also includes individuals and families residing in transitional housing who were fleeing or attempting to flee domestic violence, dating violence, sexual assault, or stalking and prior to residing in that transitional housing project even if they did not live in a place not meant for human habitation, an emergency shelter, or a safe haven prior to entry in the transitional housing.

2. Recipients of CoC Program-funded PSH should follow the order of priority above, as adopted by the CoC, while also considering the goals and any identified target populations served by the project. For example, non-dedicated or non-prioritized CoC Program-funded PSH that is permitted to target youth experiencing homelessness should follow the order of priority under Section III.B.1. of this Notice, as adopted by the CoC, to the extent in which youth meet the stated criteria.
3. Recipients must exercise due diligence when conducting outreach and assessment to ensure that persons are prioritized for assistance based on their length of time homeless and the severity of their needs following the order of priority described in this Notice, and as adopted by the CoC. HUD recognizes that some persons—particularly those living on the streets or in places not meant for human habitation—might require significant engagement and contacts prior to their entering housing and recipients are not required to keep units vacant indefinitely while waiting for an identified eligible individual or family to accept an offer of PSH (see [FAQ 1895](#)). Recipients of CoC Program-funded PSH are encouraged to follow a Housing First approach to the maximum extent practicable. Street outreach providers should continue to make attempts to engage those persons that have been resistant to accepting an offer of PSH and where the CoC has adopted these orders of priority into their written standards, these individuals and families must continue to be prioritized until they are housed.

#### **IV. Using Coordinated Entry and a Standardized Assessment Process to Determine Eligibility and Establish a Prioritized Waiting List**

##### **A. Coordinated Entry Requirement**

Provisions at 24 CFR 578.7(a)(8) requires that each CoC, in consultation with recipients of Emergency Solutions Grants (ESG) program funds within the CoC's geographic area, establish and operate either a centralized or coordinated assessment system (referred to in this Notice as coordinated entry or coordinated entry process) that provides an initial, comprehensive assessment of the needs of individuals and families for housing and services. CoCs that adopt the order of priority in Section III of this Notice into the CoC's written standards are strongly encouraged to use a coordinated entry process to ensure that there is a single prioritized list for all CoC Program-funded PSH within the CoC. The [Coordinated Entry Policy Brief](#), provides recommended criteria for a quality coordinated entry process and standardized assessment tool and process. Under no circumstances shall the order of priority be based upon diagnosis or disability type,

but instead on the length of time an individual or family has been experiencing homelessness and the severity of needs of an individual or family.

**B. Written Standards for Creation of a Single Prioritized List for PSH**

CoCs are also encouraged to include in their policies and procedures governing their coordinated entry system a requirement that all CoC Program-funded PSH accept referrals only through a single prioritized list that is created through the CoCs coordinated entry process, which should also be informed by the CoCs street outreach. Adopting this into the CoC's policies and procedures for coordinated entry would further ensure that CoC Program-funded PSH is being used most effectively, which is one of the goals in this Notice. The single prioritized list should be updated frequently to reflect the most up-to-date and real-time data as possible.

**C. Standardized Assessment Tool Requirement**

CoCs must utilize a standardized assessment tool, in accordance with 24 CFR 578.3, or process. The [Coordinated Entry Policy Brief](#), provides recommended criteria for a quality coordinated entry process and standardized assessment tool.

**D. Nondiscrimination Requirements**

CoCs and recipients of CoC Program-funded PSH must continue to comply with the nondiscrimination provisions of Federal civil rights laws, including, but not limited to, the Fair Housing Act, Section 504 of the Rehabilitation Act, Title VI of the Civil Rights Act, and Titles II or III of the Americans with Disabilities Act, as applicable. See 24 C.F.R. § 5.105(a).

**V. Recordkeeping Recommendations for CoCs that have Adopted the Orders of Priority in this Notice**

24 CFR 578.103(a)(4) outlines documentation requirements for all recipients of dedicated and non-dedicated CoC Program-funded PSH associated with determining whether or not an individual or family is chronically homeless for the purposes of eligibility. In addition to those requirements, HUD expects that where CoCs have adopted the orders of priority in Section III. of this Notice into their written standards. The CoC, as well as recipients of CoC Program-funded PSH, will maintain evidence of implementing these priorities. Evidence of following these orders of priority may be demonstrated by:

- A. Evidence of Severe Service Needs.** Evidence of severe service needs is that by which the recipient is able to determine the severity of needs as defined in Section I.D.3. of this Notice using data-driven methods such as an administrative data match or through the use of a standardized assessment. The documentation should include any information pertinent to how the determination was made, such as notes associated with case-conferencing decisions.
- B. Evidence that the Recipient is Following the CoC's Written Standards for Prioritizing Assistance.** Recipients must follow the CoC's written standards for prioritizing assistance, as adopted by the CoC. In accordance with the CoC's adoption of

written standards for prioritizing assistance, recipients must in turn document that the CoC's revised written standards have been incorporated into the recipient's intake procedures and that the recipient is following its intake procedures when accepting new program participants into the project.

**C. Evidence that there are no Households Meeting Higher Order of Priority within CoC's Geographic Area.**

- (a) When dedicated and prioritized PSH is used to serve non-chronically homeless households, the recipient of CoC Program-funded PSH should document how it was determined that there were no chronically homeless households identified for assistance within the CoC's geographic area – or for those CoCs that implement a sub-CoC<sup>3</sup> planning and housing and service delivery approach, the smaller defined geographic area within the CoC's geographic area – at the point in which a vacancy became available. This documentation should include evidence of the outreach efforts that had been undertaken to locate eligible chronically homeless households within the defined geographic area and, where chronically homeless households have been identified but have not yet accepted assistance, the documentation should specify the number of persons that are chronically homeless that meet this condition and the attempts that have been made to engage the individual or family. Where a CoC is using a single prioritized list, the recipient of PSH may refer to that list as evidence.
- (b) When non-dedicated and non-prioritized PSH is used to serve an eligible individual or family that meets a lower order of priority, the recipient of CoC Program-funded PSH should document how the determination was made that there were no eligible individuals or families within the CoC's geographic area - or for those CoCs that implement a sub-CoC planning and housing and service delivery approach, the smaller defined geographic area within the CoC's geographic area - that met a higher priority. Where a CoC is using a single prioritized list, the recipient of PSH may refer to that list as evidence that there were no households identified within the CoC's geographic area that meet a higher order of priority.

**VI. Questions Regarding this Notice**

Questions regarding this notice should be submitted to HUD Exchange Ask A Question (AAQ) Portal at: <https://www.hudexchange.info/get-assistance/my-question/>.

---

<sup>3</sup> For the State of Louisiana grant originally awarded pursuant to "Department of Housing and Urban Development—Permanent Supportive Housing" in chapter 6 of title III of the Supplemental Appropriations Act, 2008 (Public Law 110-252; 122 Stat. 2351), projects located within the geographic area of a CoC that is not the CoC through which the State is awarded the grant may prioritize assistance within that geographic area instead of within the geographic area of the CoC through which the State is awarded the grant.



## APPENDIX B

*Department of Housing and Community Development, Emergency Solutions Grants Program,  
State Regulations, California Code of Regulations Title 25, Division 1, Chapter 7, Subchapter 20,  
§ 8409. Core Practices*

Authority cited: Section 50406(n), Health and Safety Code. Reference: 24 C.F.R. 92.320 and 24 C.F.R. Part 576.

### **§ 8409. Core Practices**

(a) Unless exempted by federal rules, all ESG-funded activities shall utilize a Coordinated Entry system established by and consistent with the protocols of the Continuum of Care for the Service Area in which that program operates. Participation in Coordinated Entry shall occur in a manner that promotes the following, as reflected in the Continuum of Care Written Standards:

(1) Comprehensive and coordinated access to assistance regardless of where an individual or family is located in the Continuum of Care Service Area. Local systems should be easy to navigate and have protocols in place to ensure immediate access to assistance for people who are homeless or most at-risk;

(2) Prioritized access to assistance for people with the most urgent and severe needs, including, but not limited to, survivors of domestic violence. ESG-funded activities shall seek to prioritize people who:

(A) Are unsheltered and living in places not designed for human habitation, such as cars, parks, bus stations, and abandoned buildings;

(B) Have experienced the longest amount of time homeless;

(C) Have multiple and severe service needs that inhibit their ability to quickly identify and secure housing on their own; and

(D) For Homelessness prevention activities, people who are at greatest risk of becoming literally homeless without an intervention and are at greatest risk of experiencing a longer time in shelter or on the street should they become homeless.

(b) All ESG-assisted projects shall operate in a manner consistent with housing first practices as reflected in the Continuum of Care Written Standards, (consistent with subsections (1) through (5) below), and progressive engagement and assistance practices, including the following:

(1) Ensuring low-barrier, easily accessible assistance to all people, including, but not limited to, people with no income or income history, and people with active substance abuse or mental health issues;

(2) Helping participants quickly identify and resolve barriers to obtaining and maintaining housing;

21

State ESG Regulations Effective April 1, 2016

- (3) Seeking to quickly resolve the housing crisis before focusing on other non-housing related services;
- (4) Allowing participants to choose the services and housing that meets their needs, within practical and funding limitations;
- (5) Connecting participants to appropriate support and services available in the community that foster long-term housing stability;
- (6) Offering financial assistance and supportive services in a manner which offers a minimum amount of assistance initially, adding more assistance over time if needed to quickly resolve the housing crisis by either ending homelessness, or avoiding an immediate return to literal homelessness or the imminent risk of literal homelessness. The type, duration, and amount of assistance offered shall be based on an individual assessment of the household, and the availability of other resources or support systems to resolve their housing crisis and stabilize them in housing; and
- (7) Notwithstanding subdivision (6) above:
  - (A) Rapid Rehousing activities funded within the same Continuum of Care Service Area shall follow the same program requirements for type, duration, and amount of assistance provided, unless sufficient written justification for any differences is provided by the Continuum of Care and approved by the Department; and
  - (B) Homeless prevention activities funded within the same Continuum of Care Service Area shall follow the same program requirements for type, duration, and amount of assistance provided, unless sufficient written justification for any differences is provided by the Continuum of Care and approved by the Department.
- (8) Any other practices promoted or required by HUD.

Authority cited: Section 50406(n), Health and Safety Code. Reference: 24 C.F.R. Sections 576.400 and 576.401.

**§ 8410. Match Requirements.**

- (a) Pursuant to 24 CFR 576.201, the Department will provide HUD with annual documentation of the sources and amounts of matching funds required of the Department as a recipient of ESG funds.

# Appendix E: Citizen Participation Plan

---

## 1. Encouragement of Citizen Participation

All grantees of funding provided by the U.S. Department of Housing and Urban Development (HUD) under the “Consolidated Plan” for Community Planning entitlement funds must develop and follow a written Citizen Participation Plan describing the City's policies and procedures for including citizen participation in the development of the Consolidated Plan (this includes the annual Action Plan, annual Performance Report, and substantial amendments). This Citizen Participation Plan (CPP) is intended to ensure full participation by residents of the City of Long Beach (City) in the development and implementation of Community Development Block Grant (CDBG), Emergency Solutions Grants Program (ESG), HOME Investment Partnership Program (HOME), and other related HUD-assisted programs.

The Citizen Participation Plan (CPP) is updated every five years, hence this update.

This CPP addresses the need to provide sufficient information to the public regarding HUD-assisted programs to allow the opportunity for meaningful citizen participation in the development and implementation of the various programs and activities funded by HUD. It encourages participation among the primary program beneficiaries who are persons of low and moderate income and residents of slums and blighted areas. It guides recipients through the entire Consolidated Plan process, including project development and review, compilation of the annual Action Plan of the Consolidated Plan, and project implementation. The CPP encourages citizens to propose projects as well as assess performance.

Interested groups and individuals are encouraged to provide input into all aspects of the City's consolidated planning activities – from assessing needs and setting priorities through performance evaluation. This CPP offers numerous opportunities for citizens to contribute information, ideas, and opinions about ways to provide decent housing, establishing and maintaining a suitable living environment, and expanding economic opportunities, particularly for low- and moderate-income persons.

In developing its Consolidated Plan, Annual Action Plans, Substantial Amendments, CAPER and Section 108 applications to HUD, the City will take appropriate actions to encourage the participation of all of its citizens including:

- Low- and moderate-income persons, particularly those living in areas where federal funds are proposed to be used, including Place-Based Neighborhood Improvement Strategy (PBNIS) Areas, Designated Code Enforcement Areas, and Racially or Ethnically Concentrated Areas of Poverty (R/ECAPs);
- Residents of predominantly low- and moderate-income neighborhoods;
- People with Limited English Proficiency;
- People with Disabilities;
- Residents of public and other assisted housing developments; and
- Local and regional institutions, the regional Continuum of Care and other organizations

(including businesses, developers, nonprofit organizations, philanthropic organizations, and community-based and faith-based organizations).

The City of Long Beach is committed to keeping all interested groups and individuals informed of each phase of the consolidated planning process, and of activities being proposed or undertaken under HUD entitlement programs. Opportunities to comment on or participate in planning community development and affordable housing activities and projects will be publicized and disseminated as widely as possible in Long Beach.

In order to conduct meaningful public participation and solicit public input before developing draft Consolidated Plan and Action Plans, the City will conduct public workshops and presentations to neighborhood groups, agencies working with low-income groups, and other stakeholders to prioritize housing and community development needs.

## **2. Long Beach Community Investment Company (LBCIC)**

The Long Beach Community Investment Company (LBCIC) consists seven (7) community residents appointed by the Mayor and City Council to carry out citizen participation activities for HUD entitlement grant programs. LBCIC meets the third Wednesday of every month and conducts business according to its Bylaws.

## **3. Public Hearings**

The City of Long Beach will conduct at least two public hearings each year to obtain resident input. The hearings are usually held before the Long Beach Community Investment Company (LBCIC) which meets in City Hall. Hearings will take place at different stages of the consolidated planning process and together address:

- Housing and community development needs;
- Proposed use of program funds, and
- Program performance during the past year.

At least one hearing will be held in the early spring (usually in March or April before the LBCIC), to solicit feedback on the City's housing and community development needs and to review program performance during the past year. In addition, at least one hearing will be held in the summer (usually in May or June, before the LBCIC) to solicit comments on the draft Consolidated Plan and Annual Action plans, which include the proposed use of CDBG, ESG and HOME funds. The information provided to the public on or before the public hearing will include:

- The amount of assistance the local government expects to receive (including grant funds and program income);
- The range of activities that may be undertaken;
- The estimated amount of funding that will benefit persons of low- and moderate-incomes.

This information will be presented at the public hearing and is contained in the text of the Consolidated Plans and Annual Action Plans under review.

#### **4. Public Hearing Notices and Outreach**

Information about the time, location, and subject of each hearing will be provided to citizens at least 30 days in advance by publication in a local newspaper(s), via email distribution lists, and via publication on the City's website, [www.lbds.info](http://www.lbds.info). Targeted outreach developed specifically for informing low- and moderate-income persons, particularly those residing in the Place-Based Neighborhood Improvement Strategy (PBNIS) areas, residents of public and other affordable housing, and persons with disabilities will take place via distribution of notices to providers of services to these populations, including the Long Beach Housing Authority and non-profit affordable housing developers in Long Beach. Published notices will include instructions in Spanish, Tagalog, and Khmer. Outreach local businesses, Long Beach-based developers, nonprofit organizations, philanthropic organizations, and other community-based and faith-based organizations, will take place via notices sent to these organizations via email and/or regular mail.

Every effort will be made to ensure that public input collection before conducting public hearings is inclusive. Public hearings will be held at 333 W. Ocean Blvd. in City Hall as the venue is centrally locally and adjacent to the City's low-income neighborhoods.

#### **5. Publication of the Proposed Consolidated Plan and Annual Action Plans**

The City will publish proposed Consolidated Plans and Annual Action Plans in a manner that affords citizens, public agencies, and other interested parties a reasonable opportunity to examine its contents and submit comments. The proposed Consolidated Plan (or "public comment draft") shall include:

- The amount of assistance the City expects to receive (including grant funds and program income); and
- The range of activities that may be undertaken, including the estimated amount that will benefit persons of low- and moderate-incomes.

Notice of the availability of the draft Consolidated Plan and/or Annual Action Plan will be published in one or more newspapers of general circulation at the beginning of the required 30-day public comment period. The notice will describe the purpose of the plan and will instruct where and when copies of the entire proposed Consolidated Plan and/or Annual Action Plan may be obtained or examined. The following are among the locations where copies of the public comment draft will be made available for inspection:

- Long Beach Main Library: Reference Desk, 101 Pacific Avenue Long Beach, CA 90802
- Development Services Department, 333 W. Ocean Boulevard, 3rd Floor, Long Beach, CA 90802
- City Website, [www.lbds.info](http://www.lbds.info)
- Or by directly requesting copies from Development Services, Grants Administration Division:

Alem Hagos, Grants Administration Officer  
Development Services Department  
333 W. Ocean Blvd., 3rd Floor

Long Beach, California 90802  
Email: [Alem.Hagos@longbeach.gov](mailto:Alem.Hagos@longbeach.gov)  
Telephone: (562) 570-7403

## **6. Public Comments on the Proposed Consolidated Plan and/or Annual Action Plan**

The City of Long Beach will receive comments from citizens on its proposed Consolidated Plan and/or Annual Action Plan for a period not less than 30 days prior to submission of the Plan(s) to HUD. All comments or views of citizens received in writing or orally at public hearings will be considered in preparing the final Plan(s). A summary of these comments or views, and a summary of any comments or views not accepted and the reasons therefore shall be attached to the final Plan(s). Oral comments outside of the public hearing will not be considered, unless they are also provided directly to staff via email, letter, or other legible written form at the address provided in Section 5, above.

The final version of the Consolidated Plan and/or Annual Action Plan as submitted to HUD will be posted on the City's webpage.

## **7. Amending the Consolidated Plan and the Annual Action Plan**

HUD regulations at 24 CFR Part 91.505 require substantial amendments to the Consolidated Plan and Annual Action Plans whenever an entitlement jurisdiction:

- Changes in funding allocation priorities and/or the method of distributing funds; or
- Additions or deletions in activity funds exceeding twenty-five (25) percent of budgeted dollars. The use of HOME funds, however, may be periodically adjusted within low income housing activities, provided the City's Consolidated Plan low income housing goals are maintained; or
- Carries out an activity, using funds from any program covered by the Consolidated Plan (including program income), not previously described in the Action Plan; or
- Changes to the purpose, scope, location, or beneficiaries of an activity, except when such modified activities continue to substantially benefit low and moderate income persons within targeted neighborhoods, and implementation of the original purpose and scope of the activity is improved; or
- Becomes aware of HUD-imposed regulatory changes guiding planning, reporting, monitoring, and evaluation requirements.

A substantial change shall not include budget modifications within an approved budget for a project where there is an increase and/or a decrease of federal funds from one eligible activity budget line item to another eligible activity budget line item, within the same project or contract budget. This does not include the transfer of funds between different contracted projects.

Some amendments will be considered substantial while others will be considered to be not substantial. All non-substantial amendments, including those required by HUD regulations, will be considered narrative changes to be completed by the grantee department in consultation with LBCIC, and will be published in the plans and online within a reasonable time after they are made.

The need to prepare a substantial amendment shall trigger use of the public participation requirements described below.

#### **8. Public Notice of and Public Comment on Substantial Amendment.**

Once drafted, the City of Long Beach shall make the substantial amendment public and submit it to the LBCIC for its review, comment, and recommendation to the City Council. Notice and opportunity to comment will be given to citizens through public notices in local newspapers and other appropriate means, such as the targeted distribution lists described above in Section 3. A public comment period of not less than 30 days will be provided prior to implementing any substantial amendments to the Consolidated Plan and/or Annual Action Plan. Development Services staff will prepare a summary of all comments received and, in cases where any citizens' views are not accepted, provide reasons for the decision. This documentation will be attached to the substantial amendment, which will be available to the public and submitted to HUD.

#### **9. Preparation of the Consolidated Annual Performance and Evaluation Report (CAPER)**

Performance reports on programs covered by the Consolidated Plan/AAP are to be prepared by the City of Long Beach for annual submission to HUD by December 31. The City of Long Beach shall provide a preliminary draft of the CAPER to the LBCIC and publish a notice announcing that the public shall have no less than 15 days to review and comment on the document. The CAPER shall be placed on view at the same public places where the Consolidated Plan/AAP shall be made available, and posted to the City's website.

All public comments submitted in writing regarding the CAPER will be considered and a summary of these comments or views and staff responses shall be attached to the document. The City shall encourage commissioners and members of the public to review the performance detailed in the CAPER during the early spring public hearing.

#### **10. Access to Records**

A reasonable number of free copies of the City of Long Beach Consolidated Plan, Annual Action Plan, the Consolidated Annual Performance and Evaluation Report, as well as all amendments to the Consolidated Plan and Annual Action Plan will be available to citizens and groups requesting them. These documents shall be maintained for not less than 5 years on the City's web site. Materials will also be made available in a form accessible to persons with disabilities upon request.

#### **11. Technical Assistance**

The City shall make available, upon request, technical assistance to groups representing persons of low- and moderate-income (and other special needs) that request such assistance in developing proposals for funding assistance under any of the programs covered by the Plans. The City shall also hold at least one workshop for community agencies applying for City funding on or near the time of issuance of a Request for Proposals to explain issues related to various funding sources available, eligible activities, the application process itself, and to answer any questions applicants may have.

## 12. Citizen Complaints

The City of Long Beach shall accept written complaints and provide a substantive written response to any written citizen complaint within a reasonable period of time, not to exceed 15 working days, when the complaint concerns the Consolidated Plan, Annual Action Plans, amendments thereto, and performance reports.

Complaint, comments and questions should be directed to:

Alem Hagos  
333 W. Ocean Blvd., Third Floor  
Long Beach, CA 90802  
(562) 570-7403  
[alem.hagos@longbeach.gov](mailto:alem.hagos@longbeach.gov)

DRAFT