

BSBA REPORT

September 01, 2015 - September 30, 2015

	Boardings	Unique Riders
September 01, 2015 - September 30, 2015	15,282	496

	Boardings	Unique Riders
August 31, 2015	547	238
September 01, 2015	537	231
September 02, 2015	609	245
September 03, 2015	550	237
September 04, 2015	544	235
September 05, 2015	428	198
September 06, 2015	349	171
Weekly Total	3,564	403

	Boardings	Unique Riders
September 07, 2015	337	159
September 08, 2015	608	255
September 09, 2015	619	251
September 10, 2015	544	237
September 11, 2015	540	237
September 12, 2015	396	187
September 13, 2015	325	165
Weekly Total	3,369	389

	Boardings	Unique Riders
September 14, 2015	591	260
September 15, 2015	550	235
September 16, 2015	569	244
September 17, 2015	570	256
September 18, 2015	546	227
September 19, 2015	404	202
September 20, 2015	349	173
Weekly Total	3,579	395

	Boardings	Unique Riders
September 21, 2015	565	265
September 22, 2015	561	237
September 23, 2015	570	245
September 24, 2015	575	240
September 25, 2015	547	240
September 26, 2015	377	192
September 27, 2015	362	175
Weekly Total	3,557	408

	Boardings	Unique Riders
September 28, 2015	573	259
September 29, 2015	599	260
September 30, 2015	588	263
October 01, 2015	548	249
October 02, 2015	564	242
October 03, 2015	386	184
October 04, 2015	348	169
Weekly Total	3,606	408

Data source: GFI, Reported at 12:31:27 on Tuesday October 06, 2015 [RPTSCU 2.05.10.34]

BSBA LINE SUMMARY

September 01, 2015 - September 30, 2015

Margin of error: ±5%.

	Boardings
Route 121 Ocean Blvd./CSULB/Outer Circle	4,512
Line 90* (91, 92, 93, 94, ZAP 96)	2,168
Lines 10, 20 & 70* (1, 21, 22, 71, 72)	1,668
Lines 50 & 60* (51, 52, 61)	1,592
Line 40* (45, 46)	1,260
Line 170* (171, 172, 173, 174, ZAP 176)	1,196
Line 110* (111, 112)	687
Route 131 Redondo Ave. to Seal Beach	683

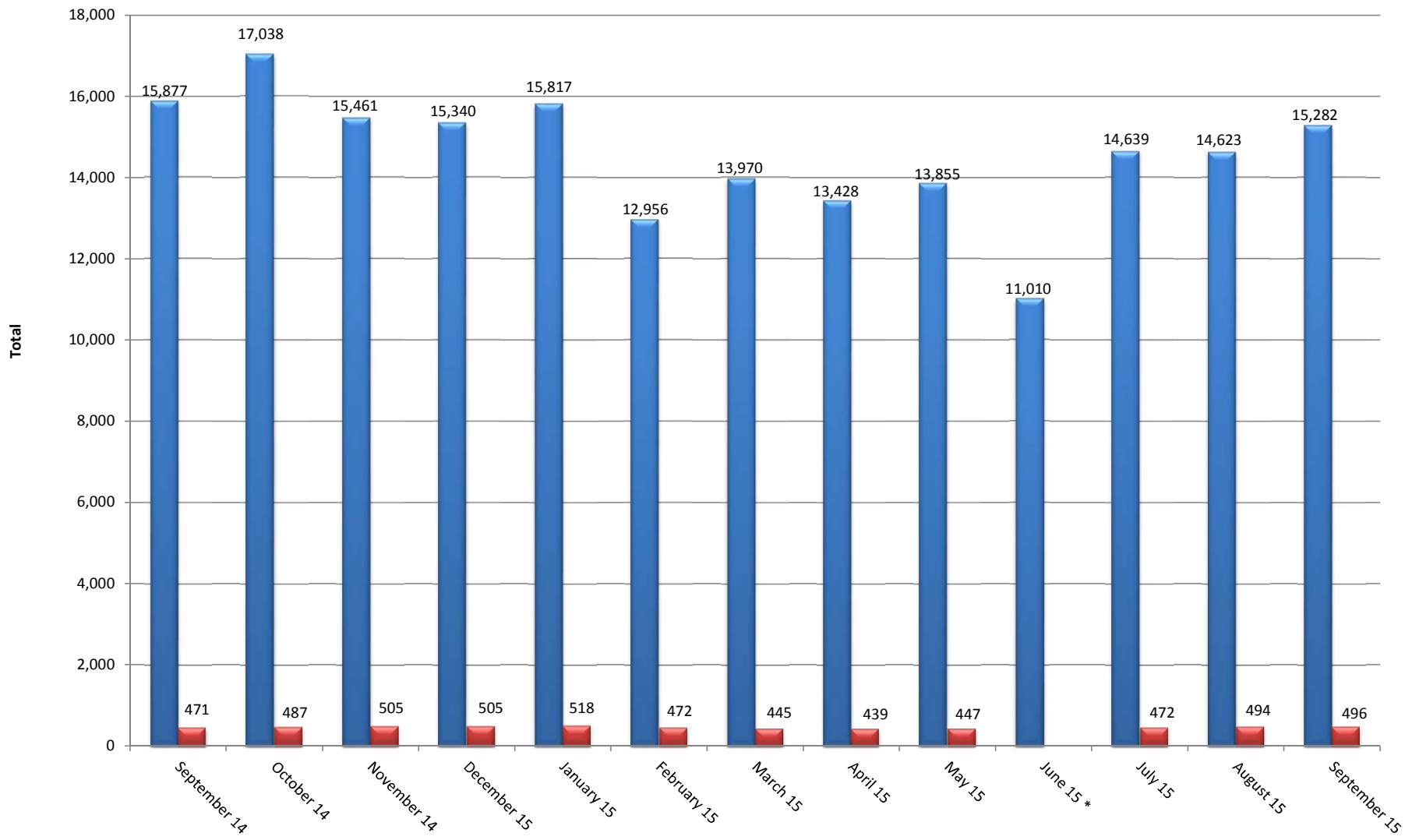
	Boardings
Line 190* (191, 192)	673
Route 151 4th Street	410
Line 100* (101, 102, 103,104)	229
Line 180* (181, 182)	108
Route 81 10th St. to CSULB	84
Passport Downtown Long Beach	0
Other/Undetermined	12

* Lines report aggregated data for all route numbers listed. Line data is in addition to any data reported for specific route numbers.

Data source: GFI, Reported at 12:31:27 on Tuesday October 06, 2015 [RPTSCU 2.05.10.34]

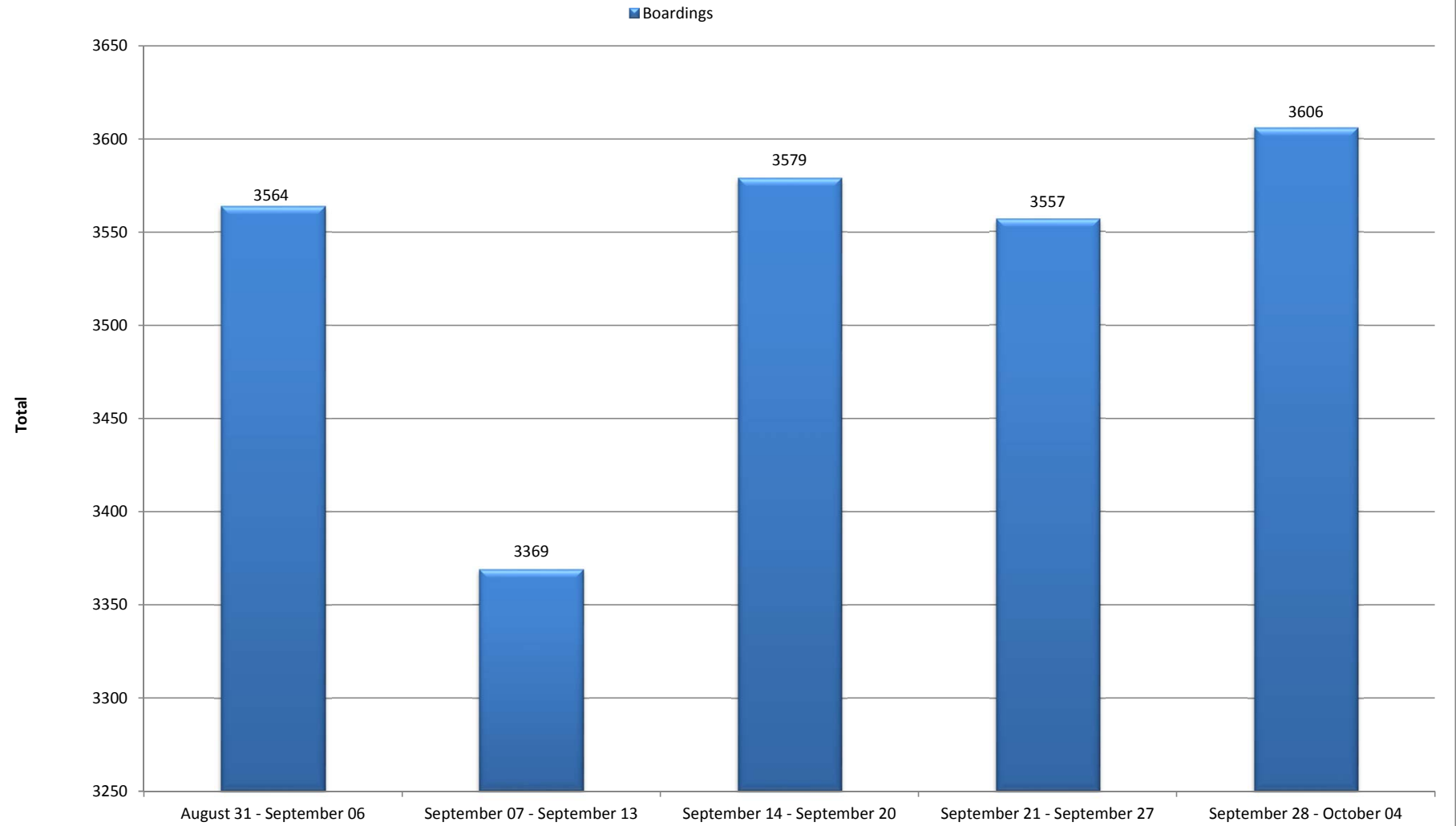
Monthly BSBA Performance

Boardings Unique Riders

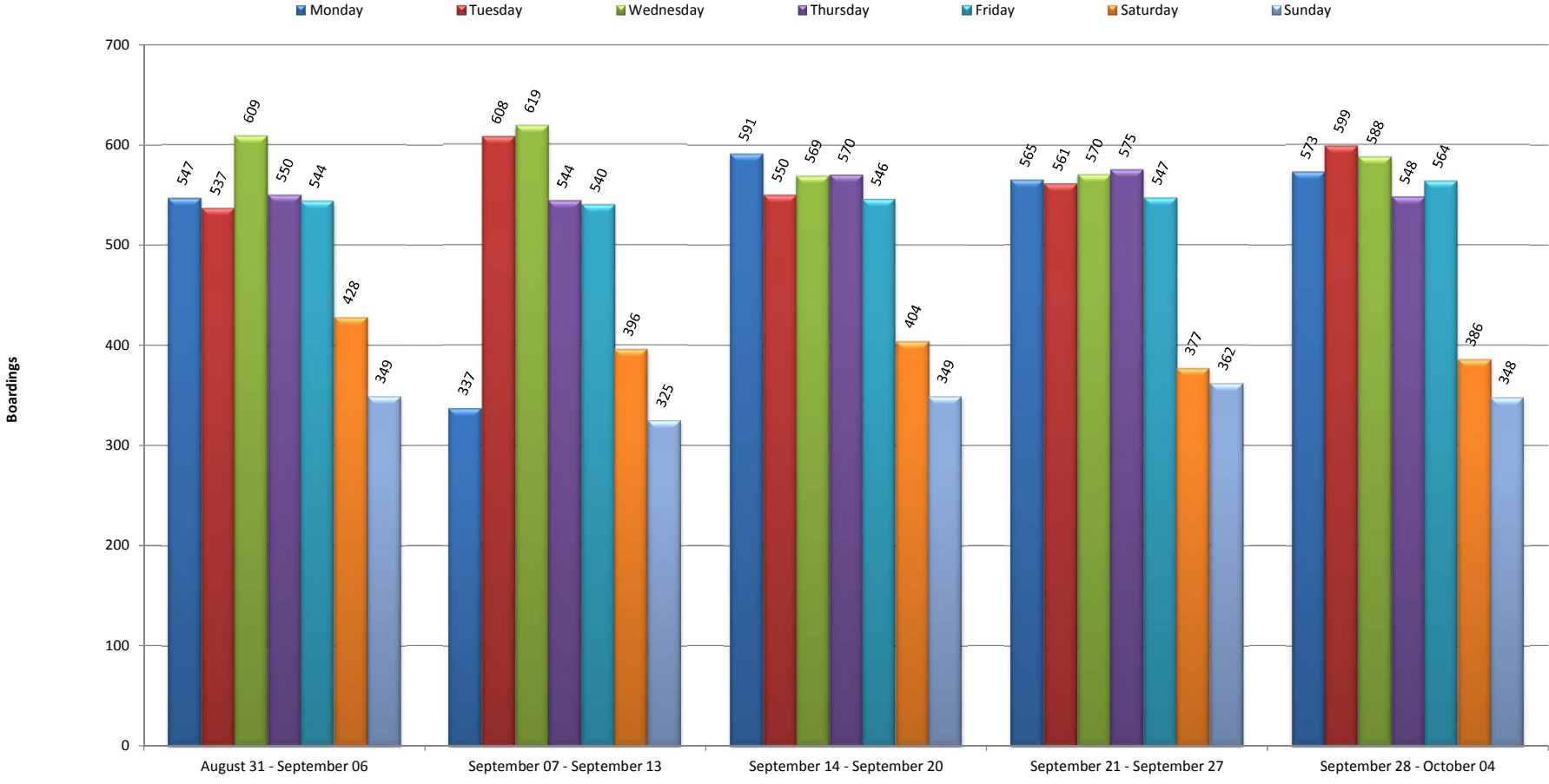


* = Unique Riders unavailable for June 2015 due to GFI technical issues.

Weekly BSBA Performance



BSBA Daily Boardings by Week



BSBA Daily Unique Riders by Week

